

2021 Sun Devil Baseball

GAME NOTES - UCLA

#21 ARIZONA STATE

32-17 (16-11 Pac-12)

@ASU_Baseball

@TheSunDevils

GAMES 50-52

May 27-29

6 p.m./6 p.m./1 p.m. AZT

Phoenix Municipal Stadium

Phoenix, Ariz.

Watch: ESPN2/Pac-12 Net

Radio: 1060 AM KDUS

UCLA

32-18 (15-12 Pac-12)

@UCLABaseball

@UCLAathletics

Five-Time NCAA Champions (1965, 1967, 1969, 1977, 1981) | 22 College World Series Appearances | 21 Conference Championships | 128 All-Americans | 14 National Players of the Year | 12 College Baseball Hall of Famers



ASU_BASEBALL



SUN DEVIL BASEBALL



ASU_BASEBALL

MEDIA RELATIONS CONTACT

Jeremy Hawkes

jdhawkes@asu.edu | C: 520-403-0121 | O: 480-965-9544

2021 @ASU BASEBALL Schedule

Date	Opponent	Time/Score
19-Feb	Sacramento State^	L 2-4
20-Feb	Sacramento State^	W 2-1
21-Feb	Sacramento State^	W 3-1
26-Feb	Hawaii	L 2-3
27-Feb	Hawaii	W 6-5
27-Feb	Hawaii	W 9-6
2-Mar	Nevada	W 13-4
5-Mar	Utah	W 4-3
6-Mar	Utah	W 4-1
7-Mar	Utah	W 5-0
12-Mar	Fullerton	W 10-0
13-Mar	Fullerton	W 6-4
14-Mar	Fullerton	W 5-2
16-Mar	UNLV	L 9-10
19-Mar	at Oregon*	W 6-3
20-Mar	at Oregon*	L 1-7
21-Mar	at Oregon*	L 3-5
26-Mar	Washington State*	W 10-0
27-Mar	Washington State*	W 5-4
28-Mar	Washington State*	W 9-0
1-Apr	#16 Arizona*	L 5-10
2-Apr	#16 Arizona*	L 6-7
3-Apr	#16 Arizona*	W 3-2
6-Apr	at #16 Arizona	L 2-14
9-Apr	at Washington*	W 3-2 (16)
10-Apr	at Washington*	W 8-1
11-Apr	at Washington*	L 6-13
16-Apr	#18 Stanford*	W 9-5
17-Apr	#18 Stanford*	L 9-11 (12)
18-Apr	#18 Stanford*	L 5-13
20-Apr	Grand Canyon	W 13-10
21-Apr	at Grand Canyon	L 1-4
23-Apr	at Utah*	W 5-4
24-Apr	at Utah*	W 10-6
25-Apr	at Utah*	L 6-7
26-Apr	at BYU	L 5-8
30-Apr	Rhode Island^	W 9-6
1-May	Rhode Island^	W 8-6
2-May	Rhode Island^	W 14-13
7-May	at Cal*	L 2-7
8-May	at Cal*	W 6-3
9-May	at Cal*	W 7-2
11-May	at Nevada	W 14-11
14-May	Oregon State*	W 9-6
15-May	Oregon State*	W 11-5
16-May	Oregon State*	L 4-11
21-May	at USC*	W 6-2
22-May	at USC*	L 1-6
23-May	at USC*	W 10-7
27-May	UCLA*	6:00 PM
28-May	UCLA*	6:00 PM
29-May	UCLA*	1:00 PM

All times local

* - Indicates a Pac-12 Conference game

- Indicates a Pac-12 Network Game

^ - Indicates a Pac-12 Live Stream Game

#10THINGS (Twitter-Friendly Notes)

- ASU is 11-3 in weekend series this season with the three series losses coming in three series splits to Top-25 teams (ORE, ARIZ, STAN).
- The Sun Devil pitching staff has inherited 182 baserunners this season and allowed just 50 to score (27.5 percent).
- The Sun Devils are fielding the second-youngest lineup among Power Five teams this year with freshmen representing 66.1% of the team ABs.
- Drew Swift and Hunter Haas have committed just eight errors on the left side of the infield on 356 chances - fewest in the Pac-12.
- ASU is 29th nationally with 102 doubles this year, notable as it had just 45 in the first 25 games and 57 in the last 24.
- The Sun Devils are 13-11 when trailing or tied after five innings this season, tied for the most wins in the category since at least 1998.
- ASU had just 16 home runs in the first 23 games of the year (0.70 per game). It now has 39 in the last 26 games (1.5 per game).
- ASU is currently first in the nation in turning 54 doubles plays this season - notable as it had just six in the first 14 games.
- The ASU pitching staff has stranded 416 opponent baserunners in 49 games this season (8.5 per game).
- In the last 8 games, Nate Baez leads the Sun Devils with a .385 average with 13 RBIs and all five of his homers this year.

#BYTHENUMBERS

Sun Devil baseball is fielding the second-youngest lineup among all Power-Five teams with freshmen representing 66.1 percent of the Sun Devil at-bats this season. Only Virginia Tech's 72.0 percent is higher. In fact, only three teams have over 50 percent of their at-bats registered by freshmen. All other Power Five programs combined average just 21.6 percent of their total at bats represented by freshmen. Despite that, ASU's offense finds itself in the Top-50 nationally in doubles (29th), slugging (44th) and average (41st) and just outside the Top-50 in homers (61st).

The Sun Devils are 13-11 in games in which they are trailing or tied after five innings this season. The 13 wins ties the 2011 squad (13-13) for the most in the category at ASU since 1998. Only the 2007 (10-7) and 2010 (10-9) teams have posted winning records when trailing or tied after five since 1998. Despite not having a true closer, ASU is 29-1 when leading after eight innings and 31-3 when leading or tied after eight. ASU hasn't lost one of those games since the extra-inning loss in the Stanford game on April 17. The only loss when leading after 8 innings came on opening night.

While Ethan Long has deservedly earned much of the credit for the recent offensive surge, the best player on the team by numbers in the last three weeks has been catcher/utility man Nate Baez. **In the last eight games, Baez leads the team with a .385 average with a team-best five homers and 13 RBIs for a 1.038 slugging percentage.** He is reaching base at a .529 clip as he also leads the team with eight walks in the recent stretch. All these numbers are notable as he didn't become a fixture in the starting lineup until the Cal series.

The left side of the Sun Devil infield has been exceptional this season with SS Drew Swift and 3B Hunter Haas **combining for just 8 errors on 356 chances this season (.978).** The eight errors are the fewest by the left side on an infield in the Pac-12 with Swift second among Pac-12 shortstops with just five errors and Haas tied for the Pac-12 lead with three. The duo have combined for 47 DPs, also the most of any left side of an infield in the league while the 356 chances are 10 shy of the Pac-12 lead (Cal 18 errors on 366 chances).

PROJECTED STARTERS

ASU	ERA	W-L	IP	SO	BB	Opp. Avg.
RHP Tyler Thornton	5.27	2-3	68.1	72	35	.261
LHP Justin Fall	3.78	7-2	69.0	42	27	.264
TBD						

UCLA	ERA	W-L	IP	SO	BB	Opp. Avg.
RHP Zach Pettway	5.12	1-5	65.0	61	14	.263
RHP Sean Mullen	2.86	9-1	69.1	82	35	.206
RHP Jesse Bergin	4.68	5-3	67.1	57	21	.273

Team	Pac-12				Overall				Last 10	Streak	Home	Away	Neutral
	W	L	T	Pct	W	L	T	Pct					
Arizona	21	9	0	.700	38	14	0	.731	7-3	W 1	25-6	9-8	4-0
Oregon	18	9	0	.667	35	13	0	.729	8-2	L 2	21-7	14-6	0-0
Stanford	15	9	0	.625	31	13	0	.705	6-4	W 2	19-4	12-9	0-0
Arizona State	16	11	0	.593	32	17	0	.653	7-3	W 1	22-8	10-9	0-0
UCLA	15	12	0	.556	32	18	0	.640	7-3	W 1	21-9	11-9	0-0
Oregon State	15	12	0	.556	33	20	0	.623	4-6	L 1	17-9	13-10	3-1
California	14	13	0	.519	28	24	0	.538	5-5	L 1	17-10	11-14	0-0
Washington State	11	16	0	.407	24	22	0	.522	5-5	W 1	8-10	16-12	0-0
USC	11	16	0	.407	23	25	0	.479	4-6	L 1	17-15	6-10	0-0
Utah	6	21	0	.222	16	31	0	.340	5-5	L 2	9-10	7-21	0-0
Washington	5	19	0	.208	19	28	0	.404	2-8	W 2	16-17	3-11	0-0

Five-Time NCAA Champions (1965, 1967, 1969, 1977, 1981) | 22 College World Series Appearances | 21 Conference Championships

128 All-Americans | 14 National Players of the Year | 12 College Baseball Hall of Fame Members

447 Major League Baseball Draft Picks | 111 Major Leaguers | 52 Major League Baseball First-Round Draft Picks

TWITTER: @ASU_BASEBALL

INSTAGRAM: @ASU_BASEBALL

FACEBOOK: SUNDEVILBASEBALL

2021 Sun Devil Baseball

QUICK FACTS/MEDIA INFORMATION

GENERAL INFORMATION

Location	Tempe, Ariz.
Founded	1885
Enrollment	119,000
Nickname	Sun Devils
School Colors	Maroon and Gold
Home Field	Phoenix Municipal Stadium
Capacity	5,300
Muni Dimensions	Lines: 333 (LF) 334 (RF) Alleys: 385 CF: 395
Surface	Grass
Affiliation	NCAA Div. I
Conference	Pac-12
President	Dr. Michael Crow
VP of Athletics	Ray Anderson
Athletic Dept. Phone	(480) 965-3482
Ticket Office Phone	(480) 727-0000
Athletics Department Address	Carson Student-Athlete Center
.....	500 East Veteran's Way
.....	P.O. Box 872505
.....	Tempe, AZ 85287-2505

PROGRAM HISTORY

First Year of Baseball	1907 (7-2)
Start of NCAA Baseball	1959 (28-18-1)
All-Time Record	2939-1485-8 (.664)*
Modern Era Record (Since Joining NCAA)	2606-1140-3*
National Championships	5 ('65, '67, '69, '77, '81)
Years in CWS/Last	22 (2010)*
All-Time CWS Record	61-38 (.616)*
NCAA Appearances/Last	40 (2019)*
NCAA Tournament Record	170-80 (.680)*
Best Record All-time	64-6 (.914) - 1972
Last All-Americans	2020 (1)^
.....	Spencer Torkelson (Unanimous)

* - ASU vacated 44 wins, the Pac-10 title and the College World Series appearance from 2007. Records do not reflect the vacations.

^ - Only one publication released All-Americans

COACHING STAFF

Head Coach	Tracy Smith (7th/25th overall)
Alma Mater	Miami (Ohio) (1989)
Record at ASU (Years)	197-150 (6)
Career Division I (Years)	801-607-1 (23)
Associate Head Coach	Ben Greenspan (7th year)
Assistant Coach/Pitching	Jason Kelly (2nd Year)
Volunteer Assistant Coach/Hitting	Michael Earley (5th year)
Dir. of Operations	Daniel Stolper (4th year)
Strength & Conditioning	Jason Robbins (7th year)
Athletic Trainer	Jesse Lowman (7th year)
Dir. of Community Relations	Armando Flores (14th year)

SPORTS INFORMATION

Baseball Contact	Jeremy Hawkes
Office	480-965-9544
Cell	520-403-0121
E-Mail	jdhawkes@asu.edu
Director of Sports Information	Doug Tammara
Email	tammara@asu.edu

2020 RECAP

Overall Record	13-4
Conference record	---
Home record	11-4
Away record	2-0
Neutral site record	---
Postseason	---
Final national finish	---
Conference finish	---
Players Drafted	5

MEDIA INFORMATION

Credentials

All credential requests should be sent via email to Jeremy Hawkes (jdhawkes@asu.edu).

Interview Policy

Sun Devil Baseball's weekly media availability with vary week-to-week based on the season's schedule. Media Relations Director Jeremy Hawkes will reach out each week to confirm availability dates. Media planning to attend must contact Jeremy Hawkes (520-403-0121/ jdhawkes@asu.edu) ahead of time and inform him of their plans or to be added to the distribution list.

Throughout the season's schedule, ASU will host postgame Zoom interviews in the Omaha Room after each game. Media members should request players at the beginning of the ninth inning. Please contact Jeremy Hawkes or a member of the media relations staff in the press box to coordinate those interviews. Media members who wish to schedule an interview outside of practice must contact Jeremy Hawkes.

Photography/Videography

Accommodations for B-Roll purposes at practice can be made through Jeremy Hawkes (jdhawkes@asu.edu). During games, credentials must be worn in plain view throughout the game and all photographers must adhere to painted lines and instructions given by security personnel and/or Arizona State staff members at all times. Due to COVID-19 restrictions, the shooting area will be designated to the open areas of the stadium with proper social distancing. One camera well may be used by the general media at a time, but can not be shared. All members of the media must remain masked throughout the game. At no point during game action should a member of the media be on the field of play. Contact Jeremy Hawkes for any details regarding shooting game action.

Media Highlights Policy

Highlights Include Pac-12 Networks/ESPN/FOX network broadcasts (including affiliates such as ABC and ESPNU and CBS sublicensed telecasts), all home hosted non-televised competitions including those that are live streamed and any other sport events in which the Pac-12 controls the exhibition rights. No third-party organization may post competition footage of any Pac-12 game, non-conference home game or other contest for which the Pac-12 controls the media rights on its website without a license to the content from the Pac-12 Networks or its licensing partner (Wazee Digital), with the exception of news window privileges described below. Alternatively, third parties are permitted to post video on their websites through the use of the Pac-12 Digital embeddable video player (embed code available at <http://video.pac-12.com>). Certified broadcast news outlets may use a maximum of 3 minutes of Pac-12 event footage on their regularly scheduled newscasts during the 48-hour news window following the conclusion of included events. If the highlights from a Pac-12 Networks production do not contain the Pac-12 Networks bug, the news outlet must insert "Courtesy of Pac-12 Networks" over the footage. Excerpts of those newscasts containing these highlights may also be posted to news providers' websites, but must be removed 48 hours after the conclusion of any included event, unless a license for that footage is obtained from Pac-12 Conference or its licensing Partner (Wazee Digital). Highlights may not be posted to YouTube, Facebook, or other social media properties.

2021 Media Coverage

The vast majority the Sun Devils games this season will be available to fans via the Pac-12 Network or the Pac-12 Live Stream online.

The Sun Devil Sports Radio Network is scheduled to broadcast 32-35 Sun Devil Baseball games this season between NBC Sports Radio AM 1060. Fans can listen to the broadcasts on the radio or via the TuneIn app on thesundevils.com. Links to the streaming audio can be found on the online baseball schedule.

Tim Healey is set to serve his 23rd season as the "Voice of the Sun Devils" on baseball broadcasts and will be joined for the fourth-straight season by color analyst Max Rossiter, who was an all-conference catcher for the Devils from 2012-13.

Head Coach Tracy Smith's weekly radio show, "Dugout Chatter," will debut in March on NBC Sports Radio AM 1060. The 30-minute show will run mainly on Wednesday's at 7 p.m. for nine weeks and is hosted by Tim Healey.

2021 Sun Devil Baseball

GAME NOTES/ROSTERS

PHOENIX -- The No. 21 Sun Devil Baseball team will conclude the regular season at home this weekend with a three game series against UCLA with a rare Thursday-Saturday series. The set will get underway at Thursday at 6 p.m. AZT on ESPN2 and will continue at the same time on Friday on the Pac-12 Networks. The series finale will also be carried by the Pac-12 on Saturday at 1 p.m.

In The Rankings

- Coming off its fifth series win in a row, ASU continued to move up the nationally rankings, checking in at #21 in D1Baseball's weekly poll. The team is No. 19 in the Collegiate Baseball poll, No. 23 in the USA Today Coaches Poll and the NCBWA Top-25 and No. 24 by Perfect Game. ASU remains unranked by Baseball America. ASU is No. 22 in Boyd' World ISR standings and and No. 32 in Warren Nolan's Live RPI.
- UCLA is No. 19 in the NCBWA Poll and No. 20 in the Collegiate Baseball Poll and unraked in all others. They check in just behind ASU at No. 36 in the RPI but are at No. 15 in Boyd's World's ISR.
- There are plenty of Pac-12 standing implications in this series and across the league this weekend. ASU enters the weekend alone in fourth and two games back from second in the league...but also two games shy of seventh in the league. UCLA is a game behind the Sun Devils. Teams 2-7 in the Pac-12 entering the weekend are separated by just four games and all six teams have a series against someone else in that group.

Follow the Action

- For the first time this season, the Sun Devils will be featured on ESPNU on Thursday evening with Roxy Bernstein and Wes Clements on the call.
- Friday and Saturday's games will be broadcast by Pac-12 Arizona and Pac-12 Los Angeles with Dominic Cotroneo and Sun Devil alumnus Tuffy Gosewisch on the call.
- All three games in the series will be available on the airwaves on 1060 AM KDUS with Tim Healey and Max Rossiter.
- Fans are encouraged to follow along pre-game and in-game content throughout the weekend on the Sun Devil Baseball Twitter account: @ASU_Baseball, especially for key weather updates and time changes.

On The Trojans

- ASU leads the all-time series, 120-78, but have lost four of the alst five series to the Bruins since 2015.
- The Bruins have won seven of their last 10 games, and three of their last four series and went an undefeated 8-0 in midweeks this season
- JT Schwartz has a higher batting average (.397) and OBP (.525) than any qualified Pac-12 batter. Michael Townsend is tied for the NCAA lead in pitching appearances (33). Sean Mullen leads the Pac-12 with nine wins, is just two off the national lead. Kevin Kendall leads the Pac and is seventh nationally with 78 hits
- UCLA is the only team that ranks top-three in the Pac in both offense (7.1 runs per game, 3rd) and pitching (3.86 ERA, 3rd).

Just Like He Drew It Up

- Drew Swift has recorded hits in 41 of 48 games he has played this season and enters the weekend with a .320 average.
- His slugging percentage sits at .480 - a notable evolution for a player who had just two extra-base hits in 55 games as a freshman and slugged just .333 as a sophomore. He has six homers this season after just having one in his first three seasons combined.
- Swift is second on the team with 36 RBIs this season and and leads the team with 20 two-out RBI as well. His 39 runs scored are second on the team.
- He has reached base on 29 out of 78 leadoff opportunities this season (.372).
- Swift has 20 games this season with multiple hits - two off the team lead. He has multiple hits in 28 of his last 57 games, dating back to last season.
- Perhaps more impressive has been his defensive play at shortstop where he has just five errors on 226 chances (.978) with 149 assists and 36 double plays turned. His five errors are second among Pac-12 shortstops, though USC's Tyler Pritchard (2 errors on 160 chances) has significantly less opportunities.
- His 149 assists are second in the Pac-12, first among shortstops and just one off the Pac-12 lead. His 36 double plays turned are third in the Pac-12 and tied for tops among shortstops.
- Swift has a 14-game streak without an error at shortstop, dating back to April 27.
- Swift led the team in batting average last year, sitting at .365 overall on the season with a team-best 23 hits - three more than any of his teammates. He was easily been ASU's best hitter with runners in scoring position, going 11-for-24 (.524) with three more hits than any teammate. Swift had a team-best 8 multi-hit games - two more than any of his teammates - and was the only player on the squad to record a 4-hit game - doing so twice.
- Swift was named to the Pac-12 honorable mention All-Defensive team as a sophomore. He was a part of 36 double plays, despite missing time with injury, good for fourth in the Pac-12 in the category and second among non-first basemen. His 135 defensive assists were good for 7th in the Pac-12.

Big Sean

- Sean McLain recorded a 23-game hitting streak this season - tied for the third-longest at ASU since 1998 with Andre Ethier's 2003 23-game hitting streak.
- He is second on the team with a .344 average on the year, good for 13th in the Pac-12. He has a .350 average in Pac-12-only games - good for 14th in the league.

NUMERICAL QUICK ROSTER

No.	Name	Cl.	B/T	Pos.
3	Cacchione, Dom	RS So.	R/R	RHP
4	La Flam, Luke	RS So.	R/R	RHP
5	Lampe, Joe	RS Fr.	L/R	OF/INF
6	Swift, Drew	RS Jr.	R/R	INF
7	Moss, Jack	Fr.	L/R	INF
8	Cheema, Nick	RS Sr.	R/R	C
9	Ferri, Sam	RS Sr.	R/R	C
10	McLain, Sean	RS Fr.	R/R	INF
11	Higgins, Kade	Fr.	L/R	OF
12	Baez, Nate	RS Fr.	R/R	INF
14	Haas, Hunter	Fr.	R/R	INF
15	Tolman, Erik	RS So.	L/L	LHP
17	Benson, Cooper	RS Fr.	L/L	LHP
19	Vander Kooi, Boyd	RS Jr.	R/R	RHP
20	Paustian, Logan	Fr.	R/R	C
21	Davis, Conor	RS Sr.	R/R	INF
22	Burzell, Blake	RS So.	R/R	RHP
23	Fall, Justin	RS Jr.	L/L	LHP
24	Wallerstedt, Nick	RS Fr.	R/R	RHP
25	Levine, Will	RS So.	R/R	RHP
26	Osman, Graham	RS Fr.	L/L	LHP
27	Jump, Hunter	RS Jr.	L/R	OF
28	Nager, Seth	RS Fr.	L/R	OF
29	Thornton, Tyler	RS So.	R/R	RHP
30	Corrigan, Brady	RS Jr.	R/R	RHP
31	Murphy, Kai	RS Fr.	L/L	OF/LHP
33	Peery, Brock	Fr.	R/R	RHP
35	Long, Ethan	Fr.	R/R	INF/RHP
36	Tomczak, Seth	RS Fr.	L/R	RHP
37	Brueser, Michael	Fr.	R/R	OF
38	Hauser, Joe	Fr.	R/R	RHP
39	Glenn, Jared	Fr.	L/R	RHP
40	Ogg, Alexander	RS Fr.	R/R	RHP
41	Bodlovich, Christian	RS Fr.	R/R	RHP
44	Pivaroff, Blake	Fr.	L/R	INF/RHP
45	Dennie, Cam	RS Fr.	R/R	RHP
47	Major, Albry	RS Jr.	S/R	OF/INF

ALPHABETICAL QUICK ROSTER

No.	Name	Cl.	B/T	Pos.
12	Baez, Nate	RS Fr.	R/R	INF
17	Benson, Cooper	RS Fr.	L/L	LHP
41	Bodlovich, Christian	RS Fr.	R/R	RHP
37	Brueser, Michael	Fr.	R/R	OF
22	Burzell, Blake	RS So.	R/R	RHP
3	Cacchione, Dom	RS So.	R/R	RHP
8	Cheema, Nick	RS Sr.	R/R	C
30	Corrigan, Brady	RS Jr.	R/R	RHP
21	Davis, Conor	RS Sr.	R/R	INF
45	Dennie, Cam	RS Fr.	R/R	RHP
23	Fall, Justin	RS Jr.	L/L	LHP
9	Ferri, Sam	RS Sr.	R/R	C
39	Glenn, Jared	Fr.	L/R	RHP
14	Haas, Hunter	Fr.	R/R	INF
38	Hauser, Joe	Fr.	R/R	RHP
11	Higgins, Kade	Fr.	L/R	OF
27	Jump, Hunter	RS Jr.	L/R	OF
4	La Flam, Luke	RS So.	R/R	RHP
5	Lampe, Joe	RS Fr.	L/R	OF/INF
25	Levine, Will	RS So.	R/R	RHP
35	Long, Ethan	Fr.	R/R	INF/RHP
47	Major, Albry	RS Jr.	S/R	OF/INF
10	McLain, Sean	RS Fr.	R/R	INF/OF
7	Moss, Jack	Fr.	L/R	INF
31	Murphy, Kai	RS Fr.	L/L	OF/LHP
28	Nager, Seth	RS Fr.	L/R	OF
40	Ogg, Alexander	RS Fr.	R/R	RHP
26	Osman, Graham	RS Fr.	L/L	LHP
20	Paustian, Logan	Fr.	R/R	C
33	Peery, Brock	Fr.	R/R	RHP
44	Pivaroff, Blake	Fr.	L/R	INF/RHP
6	Swift, Drew	RS Jr.	R/R	INF
29	Thornton, Tyler	RS So.	R/R	RHP
15	Tolman, Erik	RS So.	L/L	LHP
36	Tomczak, Seth	RS Fr.	L/R	RHP
19	Vander Kooi, Boyd	RS Jr.	R/R	RHP
24	Wallerstedt, Nick	RS Fr.	R/R	RHP

TWITTER: @ASU_BASEBALL

INSTAGRAM: @ASU_BASEBALL

FACEBOOK: SUNDEVILBASEBALL

2021 Sun Devil Baseball

GAME NOTES

- McLain leads the team in multi-hit games this year with 22. His eight multi-RBI games are second on the team.
- McLain has 16 doubles on the year, tied for sixth in the Pac-12.
- He leads the team with 22 hits with two outs on 59 chances (.373).
- McLain has stranded just 20 runners on the base path this year, lowest among the team day-to-day starters by a significant amount..
- McLain has successfully advanced runners a team-best 53.1 percent of the time (51-of-96 chances).
- He has just seven errors on 240 chances this year, though one of those errors came while playing in the outfield. His 240 chances are second among Pac-12 second-basemen - despite missing several games.
- He has turned 43 double plays this season, tops among any player in the league and 13 more than any other second-basemen.

Welcome to Our Haas

- Hunter Haas continues to get it done both on the plate and at the hot corner, entering the weekend with a .304 average.
- His 19 multi-hit games are third on the roster. He had a streak of seven straight games with multiple hits in April.
- His 25 hits with runners in scoring position are easily the most on the team and eight more than any other player (and come on 62 chances for a .403 average).
- Haas has posted the go-ahead RBI or unassisted go-ahead run seven times this season in ASU's 32 wins.
- He has been significantly better in clutch scenarios with a .369 average with runners on the basepath and an solid .403 average with RISP compared to just a .231 average when the bases are empty.
- Haas has successfully advanced runners a team-high 55 times on 108 opportunities this season for a .509 average.
- Haas has been nearly perfect over at the hot corner, with just two errors on 124 total chances while playing at third base. His lone other error on the year came in a spot start at shortstop. He is tied for first among third basemen in the Pac-12 with just two errors (at third base).
- His 11 double plays turned are tops among Pac-12 third basemen.

I Love Lampe

- Joe Lampe showed why he might quickly become a fan favorite for the Sun Devil faithful, hustling out doubles on routine singles, scoring sacrifice flies from second base, coming home from second on infield singles and generally providing some oomph into the bottom of the Sun Devil order.
- Lampe has done a solid job turning the order around in the nine-hole with a .375 OBP compared to just a .290 average.
- Lampe has successfully advanced runners 48 times on 96 chances (.500).
- He has been absurd at productive outs, recording 23 runners advanced with an out this year - seven more than any other player on the roster.
- He has been ASU's best player with a runner on third and less than two outs with 12 RBI - tops on the team - and a .667 average on 18 chances.

We Want EZ

- Despite a tough weekend at USC, Ethan Long remains fifth in the nation and tops in the Pac-12 in slugging percentage at .773. He remains first in the league and 16th nationally with 16 home runs this season while remaining in the Top-50 nationally in RBI with 52.
- These numbers are made all the more incredible knowing that after the Washington series concluded on April 11, he had just one home run and 12 RBIs on the year after entering the season as the team's closer and posting four saves and no earned runs in the opening week of action before going down with a minor injury that has kept him off the bump since.
- Long remains first in the Pac-12 in league-only games in slugging (.747) and homers (9). He is tied for fourth with 27 RBI in Pac-12 games and his .445 OBP is seventh.
- Long is responsible for the go-ahead RBI in seven Sun Devil victories this season - three coming against ranked opponents (#16 Oregon, #18 Stanford and #23 Oregon State) and four coming by way of the long ball. He has two go-ahead home runs in the ninth inning of games this year.
- Behind Long's bat, ASU has won five straight weekend series. He began getting hot with his go-ahead two-RBI eighth inning double off potential Stanford All-American closer Zach Grech on April 16. In the 19-game stretch that started that night and last until his hitless weekend against USC last week, Long bat .444 with 40 RBI, 15 home runs, eight doubles, a 1.181 slugging per-

centage, a .500 OBP and an absurd 1.681 OPS. Of his 32 hits in that span, 23 were for extra bases.

- Long is the only player in the Pac-12 to earn multiple Pac-12 Player of the Week nods this season, let alone three. He is the first Pac-12 player to win the honor three times in a season since Hunter Bishop in 2019. Andrew Vaughn of Cal was the last non-Sun Devil to accomplish the feat thrice in one season in 2018 when he was eventually named the Pac-12 Player of the Year. He enters the weekend as the Unanimous National Player of the Week.

Nate the Great

- While Ethan Long has deservedly earned much of the credit for the recent offensive surge, the best player on the team by numbers in the last three weeks has been catcher/utility man Nate Baez.
- In the last eight games, Baez leads the team with a .385 average with a team-best five homers and 13 RBIs for a 1.038 slugging percentage. Those five homers are also his season total, making the surge more impressive.
- He is reaching base at a .529 clip as he also leads the team with eight walks in the recent stretch.
- All these numbers are notable as he didn't become a fixture in the starting lineup until the Cal series as he has fully taken on his role as the team's backstop, showing off his utility after coming to ASU as an infielder and spending much of his early career there prior to this recent stretch.

Taking the Fall

- Thrust into a starting role due to the loss of three starting pitchers, Justin Fall has embraced moving for the backend of the pen to becoming a pivotal part of the weekend rotations
- Fall has gone at least 5.0 innings in eight of 11 games since making the transition to weekend starter, including a then-career ASU best 6.2 innings of shut-out ball against Washington State before topping it with ASU's first complete game since 2019 in a win over Cal. He followed that up with 7.1 innings in his win against #23 Oregon State.
- He posted three consecutive quality starts - the only Sun Devil with multiple quality starts this season - against Washington State, Arizona and Washington. He has bumped that up to five with back-to-back quality starts against Cal and #23 OSU.
- His seven victories on the year are good for third in the Pac-12.
- In two starts against two Top-25 offenses in Washington State (8.5 runs per game) and Arizona (9.2 runs per game), Fall pitched 12.2 innings and allowed just a single earned run between them.
- Fall has induced a team-best 13 double plays this year.
- Fall has been at his best with two outs, getting out of innings by holding opponents to just 12-of-68 hitting with two outs (.176). He also has excelled about not giving up hits with runners on the basepath, holding opponents to .220 batting with runners (24-of-109).

The JK Effect

- Pitching coach Jason Kelly has made an immediate impression in Phoenix in just his short time with the program and his early returns last season have continued into 2021.
- ASU has done an exceptional job in not letting innings spiral out of control when turning to the pen with baserunners being inherited. The bullpen has inherited 182 baserunners on the year and allowed just 50 to score (27.4 percent). For reference, the lowest percentages in the category since at least 1998 were 28.1 in 2010 and 28.5 in 2011.
- Leading that charge has been Will Levine (16/3), Jared Glenn (22/5) and Brady Corrigan (25/3).
- The Sun Devil staff has stranded 416 runners on the basepath in 49 games, averaging just about 8.5 LOB per game.
- Opponents are getting an RBI with a runner on third and less than two outs just 51.4 percent of the time, improving on a 20-year average that sits at 57.7 in the category with nine seasons over 60 percent. ASU's opponents are just 11-of-67 with the bases loaded (.164).
- Opponents have just a .247 average on the season with two outs with ASU outscoring opponents in two-out runs 114-81.

More on the Staff

- ASU has four shutouts this season, the most it has had since the 2013 season. ASU had five shutouts in 2012, the next milestone. The four shutouts this

season are 15th in the nation and tops in the Pac-12.

- In the second game against Washington State, ASU stranded 15 baserunners. It was the first time since March 15, 2016 against Eastern Michigan that ASU stranded 15 or more baserunners and that was an 11-inning game. The last time it happened in a nine-inning game was when it allowed 15 in a 15-5 victory over Stanford on May 30, 2004.
- The four runs were the fewest for Washington State in a three-game series since playing Stanford in 2015. Washington State was 24th in the country with 145 runs coming into the weekend and averaging over 8.5 per game.
- Twice now this season, ASU has held an opponent to just four runs in a three-game series (WSU and Utah-Non-Conference). The last time it had done that even once in a season was 2013 against Long Beach State (two runs allowed). In 2012, ASU had three such series (WVU (2), USC (2), Gonzaga (4)).
- With two shutouts against Washington State, it marked the first time ASU had shut a team out twice in a three-game series since 2013 against Long Beach State. It was the first time ASU shutout a Pac-12 conference opponent twice in a series since Washington in 2011.
- The series-clinching effort against Sac State was ASU's first one-hitter since May 20, 2007 when Brian Flores went the distance in an 8-1 victory over Oregon State. ASU has had two no-hitters since then (Ryan Kellogg in 2013 and Ryan Hingst in 2016).
- ASU had eight pitchers combine for a shutout in the team's series sweeping win over Utah - the first time in program history eight pitchers combined to shut out another team.
- The Sun Devil staff threw up 15 zeroes in the fourth-longest game by innings in program history against Washington - allowing two runs in the seventh before blanking the Huskies in seven extra innings.
- ASU set a program record with 12 pitchers used in the second game against GCU - with 11 pitching changes setting an NCAA record for a game featuring two Division I teams and one shy of the overall record of 12.
- Tyler Thornton's seven-inning save against Rhode Island was the first in program history. It is a feat record just one time in MLB history since saves began being recorded in 1969.
- Against Cal, Kai Murphy was the first Sun Devil pitcher to hold an opponent to just one hit in at least 7.0 innings since Ryan Hingst's no-hitter in 2016.
- Only 8 ASU pitchers have gone 7.0 innings with one or fewer hits since AT LEAST 1998. None did so in their first career start like Murphy.

Bats Coming Alive

- ASU now has 39 home runs in the last 26 games (1.5 per game) after it had just 16 home runs in the first 23 games of the year (0.70 per game). Its 55 homers are 61st nationally - notable as the team was 133rd in the NCAA a month ago.
- ASU has 57 doubles in the last 24 games (2.5 per game). It averaged just 1.8 doubles per game in the first 26 games of the year. ASU enters the weekend 29th nationally with 102 doubles.
- The Sun Devils are batting .289 as a team this year, 41st nationally and third in the Pac-12.
- The Devils have posted double-digit hits in 17 of its last 25 games. ASU had just 10 double-digit hitting games in the first 24 games of the year.
- ASU is slugging .460 on the season, good for 44th nationally and second in the league.
- ASU had two double digit hitting games against Oregon State and finished the series with 30 hits - notable as OSU had entered the weekend fifth nationally with just 6.7 hits allowed per game and only 5.82 hits per road game.
- Prior to last weekend's series, the Beavers' pitching staff had allowed only 17 home runs before the Sun Devil got a hold of 8 in three games.
- Arizona State scored at least nine runs in each of the first two games against Oregon State, the first time Oregon State had allowed nine or more runs in back-to-back games since Feb. 24-25 of the 2012 season (not a series). It is the first time it has happened twice in a three-game series since all three games at Cal in 2010.

Playing the Field

- The Sun Devils are likely one of the few teams in the country that are not returning a single position player to their 2020 positions in 2021. ASU's only two veteran starters are Drew Swift - who shifted over to shortstop this season after spending the majority of his career at second base - and catcher Sam Ferri, who was knocked out during opening weekend last season with injury. All other positions on the diamond have been replaced by newcomers.

- Despite that, ASU finds itself fielding at a very respectable .977 fielding percentage this season - good for 39th nationally
- The left side of the Sun Devil infield has been exceptional this season as Drew Swift and Hunter Haas have combined for just eight errors on 356 chances this season. The eight errors mark the lowest on the left side of an infield in the Pac-12.
- ASU's 356 chances on the left side of the infield are second-most for a primary duo in the Pac-12.
- ASU is now first in the nation with 54 double plays turned this season, which is especially impressive since the team had just six in the first 14 games of the season.
- Sean McLain (43), Drew Swift (36) and Hunter Haas (11) all lead their respective positions in the Pac-12 in double plays turned. McLain and Swift are first and fourth in the league in the category, regardless of position - incredibly notable as first basemen tend to lead the way in the area.
- Swift (149) and McLain (144) are second and fourth in the league, respectively, in defensive assists.
- ASU is 29-9 this year with one or fewer errors compared to 3-8 with two or more.

The Kids Will Be Alright

- Sun Devil baseball is fielding the second-youngest lineup among all Power-Five teams with freshmen representing 66.1 percent of the Sun Devil at-bats this season. Only Virginia Tech's 72.0 percent is higher.
- In fact, ASU is one of just three teams among all Power Five programs with a 50 percent or more rate of freshmen ABs (Virginia Tech and Washington). All remaining Power Five programs combined are averaging just 21.6 percent of their at-bats this season from freshmen.
- If the season ended today, Sean McLain and Ethan Long would all move into ASU's all-time top-10 for freshmen batting averages.
- For a young team that has taken its fair share of gut punches, ASU is 11-3 in weekend series this year and are 13-11 when trailing or tied after five innings on the season.
- Those 12 wins are tied for second in a season at ASU since 1998 (the 2011 team was 13-13 and three times ASU had 12). Only the 2007 (10-7) and 2010 (10-9) have posted winning records in the category since 1998.

2021 Sun Devil Baseball

HOME RUNS/DOUBLE PLAYS/PITCHING/TROPHY CASE

HOME RUN TRACKER

Player (Season. No.)	Gm #	Date	Opponent	On Base	Inning	Outs	Count	Score	Final
Kai Murphy (1)	2	Feb. 20	Sac State	0	5	0	3-2	0-1	2-1
Hunter Haas (1)	5	Feb. 27	Hawai'i	1	8	2	2-0	4-4	6-5
Joe Lampe (1)	6	Feb. 27	Hawai'i	1	2	2	0-0	1-0	9-6
Drew Swift (1)	6	Feb. 27	Hawai'i	0	2	2	1-0	3-0	9-6
Kade Higgins (1)	7	March 2	Nevada	2	8	2	0-0	11-4	13-4
Sean McLain (1)	9	March 6	Utah	1	2	1	3-2	0-0	4-1
Hunter Jump (1)	11	March 12	Fullerton	1	5	1	2-0	3-0	10-0
Sean McLain (2)	11	March 12	Fullerton	0	5	2	0-0	5-0	10-0
Allory Major (1)	11	March 12	Fullerton	1	7	2	0-0	8-0	10-0
Kai Murphy (2)	12	March 13	Fullerton	1	4	2	2-2	0-3	6-4
Sean McLain (3)	12	March 13	Fullerton	0	8	1	0-1	5-4	6-4
Sean McLain (4)	13	March 14	Fullerton	0	2	0	0-0	0-1	5-2
Drew Swift (2)	14	March 16	UNLV	1	3	0	3-1	1-3	9-10
Sam Ferri (1)	14	March 16	UNLV	0	4	0	0-0	4-4	9-10
Ethan Long (1)	16	March 19	at #16 Oregon	1	8	2	3-2	4-3	6-3
Kai Murphy (3)	18	March 26	Washington State	1	6	2	0-0	8-0	10-0
Jack Moss (1)	24	April 6	at #16 Arizona	2	2	0	1-0	1-0	2-14
Jack Moss (2)	26	April 10	at Washington	1	4	1	2-1	0-1	8-1
Drew Swift (3)	27	April 11	at Washington	1	5	2	0-0	0-4	6-13
Jack Moss (3)	27	April 11	at Washington	0	6	2	3-2	2-7	6-13
Kai Murphy (4)	27	April 11	at Washington	2	6	2	0-1	3-7	6-13
Sam Ferri (2)	29	April 17	vs. #18 Stanford	1	3	2	0-1	5-0	9-11
Ethan Long (2)	31	April 20	vs. Grand Canyon	2	1	1	0-0	0-2	13-10
Allory Major (2)	31	April 20	vs. Grand Canyon	1	7	0	2-2	11-10	13-10
Ethan Long (3)	33	April 23	at Utah	0	9	2	2-2	4-4	5-4
Sean McLain (5)	34	April 24	at Utah	1	1	1	0-1	0-0	10-6
Ethan Long (4)	34	April 24	at Utah	1	5	0	3-1	4-4	10-6
Hunter Jump (2)	34	April 24	at Utah	0	7	0	3-2	6-4	10-6
Ethan Long (5)	34	April 24	at Utah	0	7	1	2-2	7-4	10-6
Ethan Long (6)	36	April 27	at BYU	2	6	0	1-1	1-6	5-8
Ethan Long (7)	37	April 30	Rhode Island	0	3	0	1-0	4-2	9-6
Ethan Long (8)	37	April 30	Rhode Island	0	4	2	1-1	6-2	9-6
Ethan Long (9)	38	May 1	Rhode Island	1	1	2	0-2	0-0	8-6
Sam Ferri (3)	38	May 1	Rhode Island	0	2	2	2-1	2-2	8-6
Ethan Long (10)	39	May 2	Rhode Island	1	1	2	0-0	0-2	14-13
Sean McLain (6)	41	May 8	at Cal	0	4	2	1-2	0-2	6-3
Ethan Long (11)	41	May 8	at Cal	1	7	1	1-1	1-3	6-3
Ethan Long (12)	41	May 8	at Cal	1	9	0	0-0	4-3	6-3
Nate Baez (1)	42	May 9	at Cal	0	2	2	0-1	0-0	7-2
Drew Swift (4)	42	May 9	at Cal	1	8	2	2-0	4-0	7-2
Jack Moss (4)	43	May 11	at Nevada	3	1	1	2-2	0-0	4-11
Nate Baez (2)	43	May 11	at Nevada	0	1	2	1-1	4-0	7-2
Drew Swift (5)	43	May 11	at Nevada	0	2	1	2-2	5-2	14-11
Ethan Long (13)	43	May 11	at Nevada	2	6	2	1-1	8-7	14-11
Drew Swift (6)	44	May 14	#23 Oregon State	2	2	2	3-1	2-1	9-6
Ethan Long (14)	44	May 14	#23 Oregon State	2	9	1	1-2	6-6	9-6
Ethan Long (15)	45	May 15	#23 Oregon State	1	1	2	1-1	0-0	11-5
Joe Lampe (2)	45	May 15	#23 Oregon State	1	2	2	1-1	2-0	11-5
Ethan Long (16)	45	May 15	#23 Oregon State	1	3	1	0-0	4-0	11-5
Hunter Haas (2)	45	May 15	#23 Oregon State	0	3	2	1-1	6-0	11-5
Nate Baez (3)	45	May 15	#23 Oregon State	1	7	2	0-0	9-2	11-5
Sam Ferri (4)	46	May 16	#23 Oregon State	0	5	2	3-2	3-11	L 4-11
Nate Baez (4)	47	May 21	at USC	2	6	1	1-1	2-2	6-2
Joe Lampe (3)	47	May 21	at USC	0	6	2	1-0	5-2	6-2
Nate Baez (5)	49	May 23	at USC	1	2	0	1-0	0-2	10-7

GAME-WINNING RBI/Run (RBI/Run [When not an RBI] Responsible for the Go-Ahead Run and a Lead Not Relinquished)

Player	Gm #	Date	Opponent	Season #	Inning	Outs	Count	Result	Final
Drew Swift	2	Feb. 20	Sac State	1	5	1	1-1	1B RBI	2-1
Joe Lampe	3	Feb. 21	Sac State	1	2	2	1-2	2B 2RBI	3-1
Hunter Haas	5	Feb. 27	Hawai'i	1	8	2	2-0	HR IP 2RBI	6-5
Joe Lampe	6	Feb. 27	Hawai'i	2	6	1	1-0	F8 SF	9-6
Hunter Haas	7	March 2	Nevada	2	6	1	0-1	1B RBI	13-4
Blake Pivaroff	8	March 5	Utah	1	7	1	0-1	1B RBI	4-3
Sean McLain	9	March 6	Utah	1	2	1	3-2	HR 7 2RBI	4-1
Ethan Long	10	March 7	Utah	1	1	1	0-2	F7 SF	5-0
Hunter Haas	11	March 12	Fullerton	3	3	0	1-1	FC 4 RBI	10-0
Hunter Haas	12	March 13	Fullerton	4	7	2	1-0	1B RBI	6-4
Hunter Haas	13	March 14	Fullerton	5	2	2	0-0	2B 3RBI	5-2
Ethan Long	16	March 19	at #16 Oregon	2	3	2	0-0	1B RBI	6-3
Drew Swift	18	March 26	Washington State	2	1	0	3-2	1B RBI	10-0
Hunter Haas	19	March 27	Washington State	6	8	1	1-0	E8F	5-4
Hunter Jump	20	March 28	Washington State	1	1	0	2-2	1B 2RBI	9-0
Jack Moss	23	April 3	#16 Arizona	1	2	0	1-0	F7 SF	3-2
Jack Moss	25	April 9	at Washington	2	16	2	0-0	E5T	3-2 (16)
Jack Moss	26	April 10	at Washington	3	4	1	2-1	HR 9 2RBI	8-1
Ethan Long	28	April 16	vs. #18 Stanford	3	8	1	1-0	2B RC 2RBI	9-5
Allory Major	31	April 20	vs. Grand Canyon	1	5	0	2-0	FC 4 RBI	13-10
Ethan Long	33	April 23	at Utah	4	9	2	2-2	HR 9	5-4
Ethan Long	34	April 24	at Utah	5	5	0	3-1	HR 9	10-6
Hunter Jump	37	April 30	Rhode Island	2	2	2	0-1	1B RBI	9-6
Hunter Haas	38	May 1	Rhode Island	7	6	1	--	E1 FPO	8-6
Hunter Jump	39	May 2	Rhode Island	3	7	0	2-0	FC RBI	14-13
Drew Swift	41	May 8	at Cal	3	8	2	1-0	2B RBI	6-3
Nate Baez	42	May 9	at Cal	1	2	2	0-1	HR 8	7-2
Drew Swift	43	May 11	at Nevada	4	6	0	3-2	1B 7	14-11
Ethan Long	44	May 14	#23 Oregon State	6	9	1	1-2	HR 3RBI	9-6
Ethan Long	45	May 15	#23 Oregon State	7	1	2	1-1	HR 2RBI	11-5
Nate Baez	47	May 21	at USC	2	6	1	2-2	HR 3RBI	6-2
Drew Swift	49	May 23	at USC	5	5	0	0-1	3B RBI	10-7

2021 TROPHY CASE

Drew Swift

Collegiate Baseball News Preseason All-American

Ethan Long

Pac-12 Player of the Week (4/26)

Pac-12 Player of the Week (5/3)

Collegiate Baseball National Players of the Week (5/3)

Pac-12 Player of the Week (5/17)

Collegiate Baseball National Players of the Week (5/17)

NCBWA National Player of the Week (5/17)

Perfect Game National Player of the Week (5/17)

SAVES

No.	Date	Opponent	Pitcher (Save #)	IP (H, R-ER, BB, K)
1	2/20	Sac State	Ethan Long (1)	1.0 (1, 0-0, 1, 0)
2	2/21	Sac State	Graham Osman (1)	2.1 (0, 0-0, 0, 3)
3	2/27	Hawai'i	Ethan Long (2)	1.0 (1, 0-0, 0, 0)
4	2/27	Hawai'i	Brady Corrigan (1)	2.0 (0, 0-0, 0, 4)
5	3/6	Utah	Ethan Long (3)	1.2 (0, 0-0, 1, 1)
6	3/6	Utah	Christian Bodlovich (2)	2.1 (1, 0-0, 0, 4)
7	3/13	Fullerton	Ethan Long (4)	1.1 (0, 0-0, 1, 2)
8	3/14	Fullerton	Will Levine (1)	1.1 (1, 0-0, 2, 1)
9	4/3	#16 Arizona	Will Levine (2)	3.0 (3, 1-1, 0, 3)
10	4/9	at Washington	Christian Bodlovich (2)	1.0 (0, 0-0, 0, 2)
11	4/20	vs. GCU	Will Levine (3)	1.0 (0, 0-0, 0, 2)
12	4/23	at Utah	Will Levine (4)	1.0 (0, 0-0, 0, 2)
13	4/30	Rhode Island	Tyler Thornton (1)	7.0 (5, 4-4, 1, 11)
14	5/1	Rhode Island	Will Levine (5)	1.1 (2, 1-1, 0, 1)
15	5/2	Rhode Island	Brady Corrigan (2)	1.1 (2, 3-3, 1, 3)
16	5/23	@USC	Jared Glenn (1)	1.0 (1, 0-0, 0, 0)

QUALITY STARTS

No.	Date	Opponent	Pitcher (QS #)	IP (H, R-ER, BB, K)
1	2/19	Sac State	Cooper Benson (1)	6.0 (1, 0-0, 0, 8)
2	3/26	Washington St.	Brock Peery (1)	6.2 (6, 0-0, 0, 5)
3	3/28	Washington St.	Justin Fall (1)	6.2 (2, 0-0, 1, 5)
4	4/3	#16 Arizona	Justin Fall (2)	6.0 (8, 1-1, 1, 4)
5	4/9	at Washington	Tyler Thornton (1)	6.0 (3, 0-0, 3, 8)
6	4/10	at Washington	Justin Fall (3)	6.0 (6, 1-1, 2, 7)
7	5/8	at Cal	Justin Fall (4)	9.0 (7, 3-2, 4, 5)
8	5/9	at Cal	Kai Murphy (1)	7.0 (1, 0-0, 1, 3)
9	5/15	#23 Oregon St.	Justin Fall (5)	7.1 (9, 2-2, 2, 1)

2021 Sun Devil Baseball

SERIES STATS AND INDIVIDUAL STREAKS

SERIES STATS

HITTING	W-L	AVG.	R	H	2B	3B	HR	RBI	BB	SO
SACRAMENTO STATE	2-1	.237	7	22	3	3	1	7	5	25
HAWAII	2-1	.323	17	32	5	0	3	16	12	20
UTAH	3-0	.298	13	28	5	0	1	11	3	15
CAL STATE FULLERTON	3-0	.292	21	28	5	0	6	19	7	19
@ #16 OREGON	1-2	.260	10	26	3	1	1	9	8	22
WASHINGTON STATE	3-0	.296	24	29	9	0	1	21	13	14
#16 ARIZONA	1-2	.230	14	23	4	1	0	13	9	32
@ WASHINGTON	2-1	.234	17	29	7	1	4	16	13	38
#18 STANFORD	1-2	.328	23	38	12	0	1	22	14	27
@ UTAH	2-1	.374	21	40	8	2	5	21	7	23
RHODE ISLAND	3-0	.343	31	35	10	0	5	28	12	15
@ CAL	2-1	.230	15	23	5	0	5	14	14	28
#23 OREGON STATE	2-1	.297	24	30	8	1	8	22	13	21
@ USC	2-1	.229	17	24	2	1	3	17	11	23
MIDWEEKS	3-4	.323	57	81	16	1	11	55	20	44

PITCHING	W-L	ERA	H	R	ER	BB	SO	SV	SCORE
SACRAMENTO STATE	2-1	2.00	14	6	6	6	31	2	7-6
HAWAII	2-1	4.00	21	14	12	13	31	2	17-14
UTAH	3-0	1.33	17	4	4	15	33	2	13-4
CAL STATE FULLERTON	3-0	1.67	20	6	5	9	27	2	21-6
@ #16 OREGON	1-2	5.04	22	15	14	12	14	0	10-15
WASHINGTON STATE	3-0	1.33	23	4	4	6	25	0	24-4
#16 ARIZONA	1-2	4.33	37	19	13	11	21	1	14-19
@ WASHINGTON	2-1	4.09	34	16	15	12	34	1	17-16
#18 STANFORD	1-2	7.50	41	29	25	19	23	0	23-29
@ UTAH	2-1	5.47	31	17	16	17	18	1	21-17
RHODE ISLAND	3-0	7.67	36	25	23	18	30	3	31-25
@ CAL	2-1	3.46	21	12	10	9	12	0	15-12
#23 OREGON STATE	2-1	6.67	32	22	20	17	18	0	24-22
@ USC	2-1	5.19	28	15	15	12	16	1	17-15
MIDWEEKS	3-4	8.55	84	61	57	35	42	1	57-61

DOUBLE PLAYS

Gm #	Date	Opponent	Pitcher (SZN #)	Scoring	Players	Inning	Outs	Score	Final
3-Feb. 21		Sac State	Tollman (1)	.16-4 DP	Swift-McLain	5	0	2-0	3-1
4-Feb. 26		Hawaii	Bodlovich (1)	.643 GDP	Swift-McLain-Baez	2	1	1-0	2-3
8-March 5		Utah	Thornton (1)	.19-3 DP	Murphy-Baez	1	0	0-0	4-3
10-March 7		Utah	Levine (10)	.36 GDP	Kalmer-Swift	3	1	1-0	5-0
13-March 14		Fullerton	Fall (1)	.40-3 GDP	McLain-Pivaroff	1	0	0-0	5-2
13-March 14		Fullerton	Fall (2)	.643 GDP	Swift-McLain-Pivaroff	3	1	4-3	5-2
15-March 19		at #16 Oregon	Glenn (1)	.543 GDP	Haas-McLain-Long	3	1	4-3	6-3
15-March 19		at #16 Oregon	Glenn (2)	.643 GDP	Swift-McLain-Long	6	1	4-3	6-3
16-March 20		at #16 Oregon	Levine (2)	.543 GDP	Haas-McLain-Long	6	0	0-4	3-5
17-March 21		at #16 Oregon	Fall (3)	.643 GDP	Swift-McLain-Long	3	0	2-2	3-5
17-March 21		at #16 Oregon	Fall (4)	.463 GDP	McLain-Swift-Long	5	0	2-2	3-5
18-March 26		Washington State	Peery (1)	.40-34 GDP	McLain-Moss	5	0	6-0	10-0
20-March 28		Washington State	Fall (5)	.543 GDP	Haas-McLain-Long	3	1	4-0	9-0
21-April 1		#18 Arizona	Glenn (3)	.743 DP	McLain-Long	4	1	0-3	5-10
21-April 1		#18 Arizona	Corrigan (1)	.643 GDP	Swift-McLain-Long	5	1	5-4	5-10
22-April 2		#18 Arizona	Levine (3)	.40-3 GDP	McLain-Baez	6	1	6-7	6-7
23-April 3		#18 Arizona	Fall (6)	.643 GDP	Swift-McLain-Moss	5	1	2-1	3-2
23-April 3		#18 Arizona	Levine (4)	.463 GDP	McLain-Swift-Moss	7	1	3-1	3-2
23-April 3		#18 Arizona	Levine (5)	.643 GDP	Swift-McLain-Moss	6	0	3-2	3-2
25-April 9		at Washington	Glenn (4)	.50-3 GDP	Haas-Moss	14	1	3-2	3-2
27-April 11		at Washington	Peery (2)	.543 GDP	Haas-Lampe-Moss	4	1	2-4	6-13
29-April 17		vs. #18 Stanford	Fall (7)	.463 GDP	McLain-Swift-Moss	3	0	3-0	9-11
29-April 17		vs. #18 Stanford	Levine (6)	.463 GDP	McLain-Swift-Moss	9	1	8-6	9-11
29-April 17		vs. #18 Stanford	Levine (7)	.643 GDP	Swift-McLain-Higgins	10	1	8-6	9-11
29-April 17		vs. #18 Stanford	Glenn (5)	.543 GDP	Haas-McLain-Higgins	12	1	8-11	18-10
30-April 18		vs. #18 Stanford	Thornton (2)	.463 GDP	McLain-Swift-Moss	3	1	1-1	5-13
30-April 18		vs. #18 Stanford	Thornton (3)	.463 GDP	McLain-Swift-Moss	4	0	2-1	5-13
30-April 18		vs. #18 Stanford	Peery (3)	.463 GDP	McLain-Swift-Moss	8	0	5-6	5-13
31-April 20		vs. Grand Canyon	Tomczak (1)	.463 GDP	McLain-Swift-Moss	1	1	0-2	18-10
33-April 23		at Utah	Peery (4)	.1665 DP	Lampe-Swift-Haas	5	1	1-3	5-4
33-April 23		at Utah	Osman (1)	.643 GDP	Swift-McLain-Moss	6	1	4-4	5-4
33-April 23		at Utah	Denmie (1)	.643 GDP	Swift-McLain-Moss	7	1	4-4	5-4
35-April 25		at Utah	Bodlovich (2)	.463 GDP	McLain-Swift-Moss	1	1	0-1	6-7
36-April 27		at BYU	Peery (5)	.463 GDP	McLain-Swift-Moss	3	1	1-5	5-8
36-April 27		at BYU	Osman (2)	.643 GDP	Swift-McLain-Moss	6	0	4-7	5-8
38-May 1		Rhode Island	Fall (8)	.463 GDP	McLain-Swift-Moss	3	1	3-2	8-6
39-May 2		Rhode Island	Peery (6)	.40-3 GDP	McLain-Moss	3	1	5-7	14-13
39-May 2		Rhode Island	Peery (7)	.361 GDP	Moss-Swift-Peery	4	1	5-8	14-13
39-May 2		Rhode Island	Glenn (6)	.163 DP	Swift-Moss	6	1	5-8	14-13
40-May 7		at Cal	Hauser (1)	.463 GDP	McLain-Swift-Moss	1	1	0-0	2-7
40-May 7		at Cal	Thornton (4)	.143 DP	McLain-Moss	4	1	0-4	2-7
40-May 7		at Cal	Thornton (5)	.463 GDP	McLain-Swift-Moss	5	1	0-4	2-7
40-May 7		at Cal	Tomczak (1)	.53 DP	Haas-Moss	6	1	2-7	2-7
41-May 8		at Cal	Fall (9)	.63 DP	Swift-Moss	4	1	1-3	6-3
42-May 9		at Cal	Levine (8)	.643 GDP	Swift-McLain-Moss	8	0	6-0	7-2
42-May 9		at Cal	Levine (9)	.543 GDP	Haas-McLain-Moss	9	0	7-1	7-2
43-May 11		at Nevada	Peery (8)	.1664 DP	Lampe-Swift-McLain	2	1	6-5	14-11
44-May 14		#23 Oregon State	Corrigan (2)	.643 GDP	Swift-McLain-Moss	6	0	5-6	9-6
45-May 15		#23 Oregon State	Fall (10)	.60-3 GDP	Swift-Moss	3	1	2-0	11-5
45-May 15		#23 Oregon State	Fall (11)	.543 GDP	Haas-McLain-Moss	3	1	4-0	11-5
45-May 15		#23 Oregon State	Fall (12)	.14-3 DP	McLain-Moss	4	1	7-1	11-5
45-May 15		#23 Oregon State	Fall (13)	.50-3	Haas-Moss	5	1	9-1	11-5
49-May 23		at USC	Corrigan (3)	.1463 GDP	Corrigan-McLain-Swift-Moss	8	1	7-6	10-7
49-May 23		at USC	Glenn (7)	.643 GDP	Swift-McLain-Moss	8	0	10-6	10-7

TWITTER: @ASU_BASEBALL

INSTAGRAM: @ASU_BASEBALL

FACEBOOK: SUNDEVILBASEBALL

2021 Sun Devil Baseball

ROSTER

PITCHERS (20)

No.	Name	Yr	B/T	HT	WT	Hometown (High School)
17	Cooper Benson	RS Fr.	L/L	6'0"	213	San Luis Obispo, Calif. (San Luis Obispo)
41	Christian Bodlovich	RS Fr.	R/R	6'0"	210	San Pedro, Calif. (Mira Costa)
22	Blake Burzell	RS So.	R/R	6'6"	225	Laguna Beach, Calif. (Laguna Beach)
3	Dom Cacchione	RS So.	R/R	6'2"	175	Menlo Park, Calif. (Sacred Heart Prep)
30	Brady Corrigan	RS Jr.	R/R	6'2"	210	Plainfield, Ill. (Plainfield North)
45	Cam Dennie	RS Fr.	R/R	6'2"	183	Culver, Ind. (Plymouth)
23	Justin Fall	RS Jr.	L/L	6'6"	235	Beachwood, New Jers. (Toms River South/Brookdale)
39	Jared Glenn	Fr.	L/R	6'4"	185	Ladera Ranch, Calif. (JSerra)
38	Joe Hauser	Fr.	R/R	6'2"	190	Waunakee, Wisc. (Waunakee)
4	Luke La Flam	RS So.	R/R	6'2"	197	Aurora, Colo. (Grandview)
25	Will Levine	RS So.	R/R	6'2"	205	Mission Viejo, Calif. (Mission Viejo)
31	Kai Murphy	RS Fr.	L/L	5'8"	173	Mesa, Ariz. (Red Mountain/Oregon State)
40	Alexander Ogg	RS Fr.	R/R	6'5"	177	Bedford Corners, New York (The Harvey)
26	Graham Osman	RS Fr.	L/L	6'3"	183	Morrison, Colo. (Colorado Academy)
33	Brock Peery	Fr.	R/R	6'0"	205	Peoria, Ariz. (Mountain Ridge)
29	Tyler Thornton	RS So.	R/R	6'3"	200	Solana Beach, Calif. (Santa Fe Christian/St. Mary's)
15	Erik Tolman	RS So.	L/L	6'2"	193	Lake Forest, Calif. (El Toro)
36	Seth Tomczak	RS Fr.	L/R	6'4"	181	Ione, Calif. (Argonaut)
19	Boyd Vander Kooi	RS Jr.	R/R	6'5"	220	Mesa, Ariz. (Skyline)
24	Nick Wallerstedt	RS Fr.	R/R	6'3"	178	Tempe, Ariz. (Mountain Pointe)

CATCHERS (3)

8	Nick Cheema	RS Sr.	R/R	5'11"	198	Weatherford, Tex. (Aledo/Central Arizona)
9	Sam Ferri	RS Sr.	R/R	5'11"	185	Norridge, Ill. (Notre Dame College Prep)
20	Logan Paustian	Fr.	R/R	6'1"	185	La Grande, Ore. (La Grande)

INFIELDERS (8)

12	Nathan Baez	RS Fr.	R/R	6'1"	191	Oro Valley, Ariz. (Ironwood Ridge)
21	Conor Davis	RS Sr.	R/R	6'3"	227	Roswell, Geor. (Blessed Catholic/Auburn)
14	Hunter Haas	Fr.	R/R	6'0"	170	Phoenix, Ariz. (Corona Del Sol)
35	Ethan Long	Fr.	R/R	6'2"	215	Gilbert, Ariz. (Mountain Pointe)
10	Sean McLain	RS Fr.	R/R	5'11"	170	Tustin, Calif. (Arnold D. Beckman)
7	Jack Moss	Fr.	L/R	6'5"	200	Englewood, Colo. (Cherry Creek)
44	Blake Pivaroff	Fr.	L/R	6'0"	195	Laguna Beach, Calif. (Laguna Beach)
6	Drew Swift	RS Jr.	R/R	6'0"	158	Chandler, Ariz. (Hamilton)

OUTFIELDERS (6)

37	Michael Brueser	Fr.	R/R	6'1"	190	Chandler, Ariz. (Hamilton)
11	Kade Higgins	Fr.	L/R	6'3"	190	Las Vegas, Nev. (Spring Valley)
27	Hunter Jump	RS Jr.	L/R	5'11"	188	Aliso Viejo, Calif. (Aliso Niguel/Central Arizona)
5	Joe Lampe	RS Fr.	L/R	6'0"	150	Petaluma, Calif. (Casa Grande/Santa Rosa)
47	Allbry Major	RS Jr.	S/R	6'6"	215	Indianapolis, Ind. (North Central/Xavier)
28	Seth Nager	RS Fr.	L/R	6'4"	190	Oro Valley, Ariz. (Ironwood Ridge)

13 **Head Coach:** Tracy Smith

2 **Associate Head Coach/Recruiting Coordinator:** Ben Greenspan

16 **Assistant Coach/Pitching Coach:** Jason Kelly

43 **Assistant Coach/Hitting Coach:** Michael Earley

Director of Operations: Daniel Stolper

Sports Medicine/Rehabilitation: Jesse Lowman

Strength and Conditioning: Jason Robbins

Quality Control: Scott Marks

NUMERICAL

No.	Name	Yr	B/T	HT	WT	Hometown (High School)
3	Cacchione, Dom	RS So.	R/R	RHP	6'2"	175 Menlo Park, Calif. (Sacred Heart Prep)
4	La Flam, Luke	RS So.	R/R	RHP	6'2"	197 Aurora, Colo. (Grandview)
5	Lampe, Joe	RS Fr.	L/R	OF	6'0"	150 Petaluma, Calif. (Casa Grande/Santa Rosa)
6	Swift, Drew	RS Jr.	R/R	INF	6'0"	158 Chandler, Ariz. (Hamilton)
7	Moss, Jack	Fr.	L/R	INF	6'5"	200 Englewood, Colo. (Cherry Creek)
8	Cheema, Nick	RS Sr.	R/R	C	5'11"	198 Weatherford, Tex. (Aledo/Central Arizona)
9	Ferri, Sam	RS Sr.	R/R	C	5'11"	185 Norridge, Ill. (Notre Dame College Prep)
10	McLain, Sean	RS Fr.	R/R	INF/OF	5'11"	170 Tustin, Calif. (Arnold D. Beckman)
11	Higgins, Kade	Fr.	L/R	OF	6'3"	190 Las Vegas, Nev. (Spring Valley)
12	Baez, Nate	RS Fr.	R/R	INF	6'1"	191 Oro Valley, Ariz. (Ironwood Ridge)
14	Haas, Hunter	Fr.	R/R	INF	6'0"	170 Phoenix, Ariz. (Corona Del Sol)
15	Tolman, Erik	RS So.	L/L	LHP	6'2"	193 Lake Forest, Calif. (El Toro)
17	Benson, Cooper	RS Fr.	L/L	LHP	6'0"	213 San Luis Obispo, Calif. (San Luis Obispo)
19	Vander Kooi, Boyd	RS Jr.	R/R	RHP	6'5"	220 Mesa, Ariz. (Skyline)
20	Paustian, Logan	Fr.	R/R	C	6'1"	185 La Grande, Ore. (La Grande)
21	Davis, Conor	RS Sr.	R/R	INF	6'3"	227 Roswell, Geor. (Blessed Catholic/Auburn)
22	Burzell, Blake	RS So.	R/R	RHP	6'6"	225 Laguna Beach, Calif. (Laguna Beach)
23	Fall, Justin	RS Jr.	L/L	LHP	6'6"	235 Beachwood, New Jers. (Toms River South/Brookdale)
24	Wallerstedt, Nick	RS Fr.	R/R	RHP	6'3"	178 Tempe, Ariz. (Mountain Pointe)
25	Levine, Will	RS So.	R/R	RHP	6'2"	205 Mission Viejo, Calif. (Mission Viejo)
26	Osman, Graham	RS Fr.	L/L	LHP	6'3"	183 Morrison, Colo. (Colorado Academy)
27	Jump, Hunter	RS Jr.	L/R	OF	5'11"	188 Aliso Viejo, Calif. (Aliso Niguel/Central Arizona)
28	Nager, Seth	RS Fr.	L/R	OF	6'4"	190 Oro Valley, Ariz. (Ironwood Ridge)
29	Thornton, Tyler	RS So.	R/R	RHP	6'3"	200 Solana Beach, Calif. (Santa Fe Christian/St. Mary's)
30	Corrigan, Brady	RS Jr.	R/R	RHP	6'2"	210 Plainfield, Ill. (Plainfield North)
31	Murphy, Kai	RS Fr.	L/L	OF/LHP	5'8"	173 Mesa, Ariz. (Red Mountain/Oregon State)
33	Peery,Brock	Fr.	R/R	RHP	6'0"	205 Peoria, Ariz. (Moutain Ridge)
35	Long, Ethan	Fr.	R/R	INF/RHP	6'2"	215 Gilbert, Ariz. (Mountain Pointe)
36	Tomczak, Seth	RS Fr.	L/R	RHP	6'4"	181 Lone, Calif. (Argonaut)
37	Brueser, Michael	Fr.	R/R	OF	6'1"	190 Chandler, Ariz. (Hamilton)
38	Hauser, Joe	Fr.	R/R	RHP	6'2"	190 Waunakee, Wisc. (Waunakee)
39	Glenn, Jared	Fr.	L/R	RHP	6'4"	185 Ladera Ranch, Calif. (JSerra)
40	Ogg, Alexander	RS Fr.	R/R	RHP	6'5"	177 Bedford Corners, New York (The Harvey)
41	Bodlovich, Christian	RS Fr.	R/R	RHP	6'0"	210 San Pedro, Calif. (Mira Costa)
44	Pivaroff, Blake	Fr.	L/R	INF/RHP	6'0"	195 Laguna Beach, Calif. (Laguna Beach)
45	Dennie, Cam	RS Fr.	R/R	RHP	6'2"	183 Culver, Ind. (Plymouth)
47	Major, Albry	RS Jr.	S/R	OF/INF	6'6"	215 Indianapolis, Ind. (North Central/Xavier)

PRO-NUN-SEE-AY-SHUNS

Dom Cacchione – cuh-SHONE
 Luke La Flam – luh FLAMM
 Nich Cheema – chee-muh
 Sam Ferri – fairy
 Erik Tolman – TOLE-men
 Boyd Vander Kooi – van-der-coy
 Will Levine – leh-VEEN
 Graham Osman – OZ-men
 Seth Tomczak – TOM-zak
 Seth Nager – NAY-ger
 Nick Wallerstedt – WALL-er-stet
 Christian Bodlovich – BOD-low-vich
 Nathan Baez – BYE-ezz
 Allbry Major - AHL-bree
 Joe Lampe - LAMP-ee
 Hunter Haas - HAWS
 Joe Hauser - HOW-zer

ALPHABETICAL

No.	Name	Pos.
12	Baez, Nate	RS Fr.
17	Benson, Cooper	RS Fr.
41	Bodlovich, Christian	RS Fr.
37	Brueser, Michael	Fr.
22	Burzell, Blake	RS So.
3	Cacchione, Dom	RS So.
8	Cheema, Nick	RS Sr.
30	Corrigan, Brady	RS Jr.
21	Davis, Conor	RS Sr.
45	Dennie, Cam	RS Fr.
23	Fall, Justin	RS Jr.
9	Ferri, Sam	RS Sr.
39	Glenn, Jared	Fr.
14	Haas, Hunter	Fr.
38	Hauser, Joe	Fr.
11	Higgins, Kade	Fr.
27	Jump, Hunter	RS Jr.
4	La Flam, Luke	RS So.
5	Lampe, Joe	RS Fr.
25	Levine, Will	RS So.
35	Long, Ethan	Fr.
47	Major, Albry	RS Jr.
10	McLain, Sean	RS Fr.
7	Moss, Jack	Fr.
31	Murphy, Kai	RS Fr.
28	Nager, Seth	RS Fr.
40	Ogg, Alexander	RS Fr.
26	Osman, Graham	RS Fr.
20	Paustian, Logan	Fr.
33	Peery,Brock	Fr.
44	Pivaroff, Blake	Fr.
6	Swift, Drew	RS Jr.
29	Thornton, Tyler	RS So.
15	Tolman, Erik	RS So.
36	Tomczak, Seth	RS Fr.
19	Vander Kooi, Boyd	RS Jr.
24	Wallerstedt, Nick	RS Fr.

BY POSITION

Catchers	3
Pitchers	20
Infielders	9
Outfielders	6

BY CLASS

Seniors	3
Juniors	6
Sophomores	6
Freshmen	22

BATTING

Lefties	6
Righties	10
Switch	1

PITCHING

Righties	15
Lefties	5

2021 Sun Devil Baseball

LAST TIME

Hitting Categories

Hit a grand slam.....	Jack Moss, May 11, 2021 at Nevada (W, 14-11)
Hit a walkoff HR.....	Ethan Long (3-run shot), May 14, 2021, vs. #23 Oregon State (W, 9-6)
Led off the game with a HR.....	Trevor Hauver, May 10, 2019 at Nebraska (W, 15-6)
Hit for the cycle.....	Travis Buck, March 7, 2003 vs. Southern Utah (W, 19-0)
Team hit for the cycle to open the game.....	April 27, 2003 vs. Washington State (HR/2B/1B/3B)
Team hit for the cycle on four consecutive batters.....	April 18, 2019 at Utah (2B, 3B, 1B, HR in 12th inning)
Hit back-to-back HRs.....	Joe Lampe (2-run shot) and Drew Swift, Feb. 27, 2020 vs. Hawai'i (W, 9-6)
Hit back-to-back-to-back HRs.....	Trevor Hauver, Spencer Torkelson, Hunter Bishop, April 12, 2019 vs. #3 Oregon State (L, 4-6)
Hit two HRs in one game.....	Ethan Long, May 15, 2021 vs. #23 Oregon State (W, 11-5)
Switch hitter homered from both sides in one game.....	Gage Workman, March 8, 2020, vs. Fresno State (W, 8-3)
A freshman hit two HR in one game.....	Ethan Long, May 15, 2021 vs. #23 Oregon State (W, 11-5)
Hit three HRs in one game.....	Joey DeMichele, May 1, 2011 vs Stanford (TIES ASU RECORD)
Had five hits in one game.....	Trevor Hauver, April 2, 2019, vs. Long Beach State (5-for-6)
Had six hits in one game.....	Travis Buck, March 13, 2005 vs Western Illinois (went 6-for-8, 3 RBI)
Had seven hits in one game.....	Jerry Mantlo, February 6, 1972 vs. Michigan
Had three doubles in one game.....	Alika Williams, March 3, 2019 vs. Michigan State (W, 13-2)
Had four doubles in one game.....	Travis Buck, February 28, 2004 vs. Connecticut (W, 16-5)
Hit two triples in one game.....	Gage Canning, March 3, 2018 vs. Oklahoma State
Had seven RBI in one game.....	Trevor Hauver, Feb. 24, 2019 vs. UC Davis (W, 17-2)
Had eight RBI in one game.....	Kiel Roling, March 17, 2007 vs. Maine
Had nine RBI in one game.....	Jeremy West, April 27, 2003 vs. Washington State
Stole four bases in one game.....	Drew Maggi, April 10, 2010 at Washington St. (TIES ASU RECORD)
Stole home.....	Gage Workman, vs. Boston College, Feb. 23, 2020 (W, 8-4)
Struck out four or more times in one game.....	4, Gage Workman, Feb. 25, 2020 vs. New Mexico State (W, 6-5 (10 inn))
Hitter stranded six runners on base.....	Joe Lampe (7), May 22, 2021 at USC (L, 1-6)
Recorded 13 total bases.....	Gage Canning (13), April 27, Gage Canning, March 18, 2018 vs. Oregon (2 HR, 1 3B, 2 1B)
Had an inside-the-park home run.....	Hunter Haas, Feb. 27, 2020 vs. Hawai'i (W, 6-5)
Had an inside-the-park home run AND a traditional home run.....	Gage Canning, March 18, 2018 vs. Oregon (W, 18-4)
Scored five runs in one game.....	Hunter Bishop (5), March 8, 2019 vs. Xavier (W, 12-0)
Was hit by a pitch two or more times.....	2, Sean McLain, vs. Oregon State, May 16, 2021
Team was hit by 5+ pitches.....	5, May 11, 2021 at Nevada
Walked 4+ times.....	5 (School Record), Spencer Torkelson vs. New Mexico State, Feb. 25, 2019 (W, 6-5 (10))
Opponent hit two HRs in one game.....	2, Ben Ramirez, at USC, May 23, 2021 (W, 10-7)
Opponent hit a walkoff HR.....	Evan Williams, at Oregon, March 23, 2019 (off Brady Corrigan)
Opponent hit a leadoff HR.....	Andy Lentz (Washington), May 17, 2008 at Packard Stadium (off Josh Satow)

Pitching Categories

Threw a no-hitter.....	Ryan Hingst, March 25, 2016 vs. Utah, (W, 5-0)
Threw a perfect game.....	Eddie Bane, March 2, 1973, vs. Cal State Northridge (W, 9-0)
Threw a one-hitter.....	Individual - Brian Flores, May 20, 2007 at Oregon State (W, 8-1)
.....	Team - Feb. 21, 2021 vs. Sacramento State (W, 3-1)
Threw a two-hitter.....	Will Waldrip, Jan. 23, 1999 vs. Hawaii-Hilo (W, 3-0)
Were no-hit.....	Phil Keller, March 23, 1970 vs. Stanford (L, 1-0)
Were one-hit.....	Noah Bremer, at Washington, May 12, 2017 (L, 0-4)
Threw a complete game.....	Justin Fall, May 8, 2021 at Cal (W, 6-3)
Threw a complete game shutout.....	Eli Lingos, March 30, 2018 at Washington St. (W, 7-0)
Threw back-to-back complete games.....	Trevor Williams, 3/1/13 vs. Pacific (W, 8-1) and 3/9 vs. Long Beach State (W, 4-0)
Threw back-to-back complete game shutouts.....	Brady Rodgers/Kramer Champlin, May 20 and 21, 2011 at Washington
Had an opposing pitcher throw a complete game.....	Noah Bremer, at Washington, May 12, 2017 (L, 0-4)
Shut out an opponent (five or more pitchers).....	March 7, 2021 vs. Utah (5-0, 8 pitchers - school record)
Shut out an opponent in back to back games (one or more pitchers).....	March 7 and 12, 2021 vs. Utah and Cal State Fullerton (5-0 and 10-0)
Were shutout.....	vs. #8 Michigan, Feb. 15, 2020, (L, 0-5)
Struck out 10 or more batters in a game.....	11 (7.1 IP), Tyler Thornton, April 30, 2021 vs. Rhode Island (W, 9-6)
Team struck out 18 or more batters.....	20, April 9, 2021 at Washington (W, 3-2 (15))
Had back-to-back starts with 10 strikeouts.....	Alec Marsh (10 in each), May 10, 2019 at Nebraska and May 17, 2019 at Cal
Individual struck out 15 or more batters in a game.....	Mike Leake (15), May 30, 2009 vs. Oral Roberts (CG, 4-1 Win in Tempe Regional)
Had an opposing pitcher strike out 10 or more Sun Devils.....	Cullen Kafka (11), at #16 Oregon, March 20 2021 (L, 1-7)
Did not walk a batter (complete game).....	Ryan Kellogg, May 14, 2015 vs Washington State (W, 5-0)
Recorded 10 wins in a season.....	Ryan Kellogg, 11-1 (2013)
Hit three batters in a game.....	Tyler Thornton (3), April 30, 2021 vs. Rhode Island (W, 9-6)
Starting pitcher hit a home run in a game.....	Erik Tolman, April 23, 2019 vs. UNLV (W, 9-2)
Reliever pitched 6.0+ innings in relief.....	7.0 (Save), Tyler Thornton, April 30, 2021 vs. Rhode Island (W, 9-6)
Used 10+ pitchers.....	12, April 21, 2021 at GCU (school record)
Pitcher went 7.0 innings with one hit or less.....	1 hit in 7.0 IP, Kai Murphy (starting debut), May 9, 2021 at Cal (W, 7-2)

Fielding Categories

Had no errors in four straight games.....	April 20, 23, 26-27, 2019 at Utah, vs. UNLV, at Washington
Committed three or more errors in one game.....	Andrew Snow (3), Feb. 17, 2017 vs. Northwestern
Had 16 or more putouts in one game.....	Nick Cheema (17), catcher, vs #24 Oklahoma State, Feb 18, 2020 (L, 1-2)
Had 20 or more put outs in one game.....	Zach Wilson (20), First Base, April 21, 2011 at Cal
Had eight or more assists in one game.....	Hunter Haas (8), April 10, 2021 at Washington (W, 8-1)
.....	Sean McLain (8), April 17, 2021 vs. #18 Stanford (L, 9-11 (12))
Caught and pitched in the same game.....	Jordan Swagerty, March 17, 2010 vs. USC (2x in 2010)
Turned four double plays in one game.....	May 7, 2021 at Cal (L, 2-7)
Turned five+ double plays in one game.....	5, April 25, 2010, vs. Washington (TIES ASU RECORD)
Turned a triple play.....	Eric Sogard (2B), Brett Wallace (1B) and Andrew Romine SS, February 27, 2007 at Arizona

Scoring and Misc. Categories

Recorded 20+ hits.....	21, May 10, 2019 at Nebraska (W, 15-6)
Recorded 20+ hits in back-to-back games.....	22 and 22, February 3-4, 2007 vs. Southern Utah
Scored 20+ runs.....	20, Feb. 16, 2019 vs. Notre Dame (W, 20-7)
Scored 30+ runs.....	30, March 13, 2005 vs. Western Illinois (W, 30-13 in Baton Rouge, La.)
Scored 10+ runs in one inning.....	11, April 26, 2015 vs. Tennessee Tech (W, 16-4)
Left 15+ runners on base in one game.....	15, March 5, 2016 vs. Eastern Michigan (W, 5-4 (11))
Allowed 5 or more home runs in a game.....	5, vs. Nebraska, March 1, 2020 (L, 10-18)
Allowed 3 or more home runs in an inning.....	3, vs. Nebraska, March 1, 2020
Walked 15+ times in a game.....	15, March 31, 2019 vs Arizona (W, 17-16)
Stranded 15+ opponent runners on base in one game.....	16, April 9, 2021 at Washington (W, 3-2 (16))
Surrendered a ninth inning lead.....	Feb. 19, 2021, vs Sac State (Led 2-0, Lost 4-2)
Swept a three-game Pac-12 series.....	March 26-28, 2021 vs. Washington St. (10-0, 5-4, 9-0)
Swept a three-game Non-Conference series.....	April 30-May 1, 2021, vs. Rhode Island (9-6, 8-6, 14-13)
Shut out an opponent twice in a series.....	March 26-28, 2021 vs. Washington St. (10-0, 5-4, 9-0)
Were swept in a Pac-12 series.....	April 13-15, 2018 at #2 Stanford (1-3, 6-11, 3-10)
Were swept in a Pac-12 series at home.....	May 18-20, 2017 vs. #15 Arizona (5-6, 1-3, 5-9)
Played in extra innings.....	12, April 17, 2021 vs. #18 Stanford (L, 9-11 (12))
Played in 14+ innings.....	16, April 9, 2021 at Washington (W, 3-2 (16))
Played back-to-back extra inning games.....	March 29-30, 2018, at Washington State (L, 8-7 (10)), (L, 4-3 (11))
Played a game lasting 5+ hours.....	5 hours, 4 minutes, April 9, 2021 at Washington (W, 3-2 (16))

Record When...

Overall	32-17	Scoring 0-2 runs	1-7	After 8 leading	29-1
Conference	16-11 3-5 runs	9-5 trailing	1-14
Non-Conference	16-6 6-9 runs	13-5 tied	2-2
Home games	22-8 10+ runs	9-0	Hit 0 home runs	8-11
Away games	10-9	Opponent 0-2 runs	13-0	... 1 home run	11-4
Neutral site	0-0 3-5 runs	10-4	... 2+ home runs	13-2
Day games	17-9 6-9 runs	6-6	Opponent 0 home runs	20-6
Night games	15-8 10+ runs	3-7 1 home run	3-4
vs Left starter	9-4	Scored in 1st inning	14-5 2+ HRs	9-7
vs Right starter	23-13	Opp. scored in 1st	8-5	Made 0 errors	15-4
1-Run games	8-4	Scores first	18-6	... 1 error	14-5
2-Run games	3-3	Opp. scores first	14-11	... 2+ errors	3-8
5+Run games	8-8	After 6 leading	25-5	Opp. made 0 errors	12-8
Extra innings	1-1 trailing	5-11 1 error	10-6
Shutouts	4-0 tied	2-1 2+ errors	10-3
		After 7 leading	25-4	Out-hit opponent	21-4
	 trailing	3-12	Out-hit by opponent	7-11
	 tied	4-1	Hits are tied	4-2

A Look At the Pitching Staff

Arizona State Starters

Pitcher	Starts/QS	Pct.	PC/Start	IP/Start	ER Against/Start	Runs For/Start	PCK	DP	Team Record
Fall	12/5	41.7	969/80.8	63.1/5.3	28/2.3	59/4.9	0	13	9-3
Thornton	12/1	8.3	1034/86.2	58.0/4.8	30/2.5	30/2.5	0	3	9-3
Murphy	3/1	33.3	187/62.3	14.1/4.8	8/2.7	9/3.0	0	0	2-1
Hauser	6/0	0.0	200/33.3	12.2/2.1	12/2.0	9/1.5	0	1	1-5
Tomczak	4/0	0.0	146/36.5	8.1/2.1	5/1.3	5/1.3	0	1	4-0
Peery	3/1	33.3	132/44.0	9.1/3.1	5/1.7	11/3.7	0	1	2-1
Bodlovich	2/0	0.0	116/58.0	5.2/2.8	6/3.0	5/2.5	0	1	1-1
Osman	1/0	0.0	51/51.0	3.0/3.0	3/3.0	3/3.0	0	0	1-0
Glenn	1/0	0.0	67/67.0	2.0/2.0	5/5.0	1/1.0	0	0	0-1

Arizona State Bullpen (Relief Appearances Stats Only)

Reliever	APP	IP	H	R	ER	BB	SO	SV	ERA	Hold	IR/Scored	1st Bat. Faced/Ret.
Long	6	6.2	3	0	0	3	4	4	0.00	0	7/2	6/2
Murphy	2	1.2	2	0	0	1	1	0	0.00	0	1/0	2/1
Tomczak	1	1.0	1	0	0	0	0	0	0.0	0	0/0	1/1
Ogg	1	0.1	0	0	0	0	0	0	0.00	0	0/0	1/1
Pivaroff	1	0.1	0	0	0	1	1	0	0.00	0	0/0	1/1
Fall	4	4.2	3	1	1	2	4	0	1.93	2	5/1	3/2
Levine	23	33.0	34	16	13	13	28	5	3.55	2	16/3	23/16
Dennie	20	22.0	20	13	9	16	31	0	3.68	4	24/8	20/10
Osman	29	36.1	34	18	15	29	33	1	3.72	6	32/11	29/13
Glenn	19	37.2	40	18	17	11	23	1	4.06	1	22/5	19/15
Burzell	5	3.2	4	2	2	5	1	0	4.91	0	5/2	5/2
Bodlovich	19	25.1	26	16	14	10	25	2	4.97	1	18/5	19/15
Peery	19	27.1	44	21	20	9	15	0	6.59	2	18/7	19/10
Corrigan	28	25.1	21	23	19	14	29	2	6.75	3	25/3	28/25
Hauser	3	2.2	3	3	2	1	4	0	6.75	0	0/0	3/2
Thornton	2	10.1	10	10	10	3	12	1	8.71	0	0/0	2/1
Cacchione	5	3.2	4	4	4	2	4	0	9.82	0	3/0	5/3
Wallerstedt	5	0.2	8	4	4	4	1	0	54.00	0	2/2	5/0

2021 Sun Devil Baseball

TEAM AND INDIVIDUAL RANKINGS/RECORD WATCH

NATIONAL/LEAGUE RANKINGS

Category	Team	Nat'l	Pac-12	Value
Base on Balls (286 ranked)		207	10	161
Batting Average (286 ranked)		41	3	0.289
Double Plays (285 ranked)		1	1	.54
Double Plays Per Game (286 ranked)		2	1	1.1
Doubles (286 ranked)		29	4	102
Doubles Per Game (286 ranked)		27	4	2.08
Earned Run Average (286 ranked)		121	9	4.86
Fielding Percentage (286 ranked)		39	5	0.977
Hit Batters (285 ranked)		118	3	.53
Hit by Pitch (286 ranked)		119	5	.52
Hits (286 ranked)		45	5	.488
Hits Allowed Per Nine Innings (286 ranked)		139	8	9.38
Home Runs (286 ranked)		61	3	.55
Home Runs Per Game (286 ranked)		61	2	1.12
On Base Percentage (286 ranked)		146	7	0.364
Runs (286 ranked)		81	6	311
Sacrifice Bunts (286 ranked)		167	8	.16
Sacrifice Flies (283 ranked)		35	2	.26
Scoring (286 ranked)		87	6	6.3
Shutouts (179 ranked)		49	2	4
Slugging Percentage (286 ranked)		44	2	0.46
Stolen Bases (286 ranked)		190	8	.36
Stolen Bases Per Game (286 ranked)		207	8	0.73
Strikeout-to-Walk Ratio (286 ranked)		183	10	1.78
Strikeouts Per Nine Innings (286 ranked)		227	8	7.6
Triples (284 ranked)		96	5	.11
Triples Per Game (285 ranked)		119	7	0.22
WHIP (286 ranked)		146	9	1.52
WL Pct (286 ranked)		41	4	0.653
Walks Allowed Per Nine Innings (286 ranked)		140	10	4.29

Category	Individual	Nat'l	Pac-12	Value
Batting Average (250 ranked)	Ethan Long	148	7	0.355
	Sean McLain	219	13	0.344
Complete Games (139 ranked)	Justin Fall	139	1	.1
Doubles (134 ranked)	Sean McLain	61	6	.16
	Hunter Haas	98	7	.15
	Hunter Jump	134	9	.14
Doubles Per Game (148 ranked)	Sean McLain	71	5	0.35
Hit Batters (115 ranked)	Tyler Thornton	115	5	10
Hits (127 ranked)	Drew Swift	127	11	.64
Hits Per Game (146 ranked)	Sean McLain	118	7	1.37
Home Runs (122 ranked)	Ethan Long	16	1	.16
Home Runs Per Game (150 ranked)	Ethan Long	20	1	0.36
Pitching Appearances (114 ranked)	Graham Osman	6	3	30
	Brady Corrigan	11	4	28
	Will Levine	81	13	23
	Brock Peery	114	17	22
Runs Batted In (143 ranked)	Ethan Long	47	4	.52
Runs Batted In Per Game (150 ranked)	Ethan Long	38	4	1.16
Sacrifice Flies (143 ranked)	Joe Lampe	52	3	.5
	Ethan Long	52	3	.5
	Drew Swift	143	10	.4
Saves (496 ranked)	Will Levine	112	8	.5
	Ethan Long	150	9	.4
	Christian Bodlovich	313	15	.2
	Brady Corrigan	313	15	.2
	Tyler Thornton	496	23	.1
	Graham Osman	496	23	.1
Slugging Percentage (250 ranked)	Ethan Long	5	1	0.773
Total Bases (143 ranked)	Ethan Long	107	7	109
Toughest to Strike Out (150 ranked)	Hunter Haas	118	5	8.4
Triples (89 ranked)	Joe Lampe	89	4	.3
	Drew Swift	89	4	.3
Victories (120 ranked)	Justin Fall	54	3	.7

SUN DEVILS IN THE RANKINGS

	BA	D1	CB	NCBWA	PG	USATC
Pre	-	-	15	29	15	29
1	-	-	15	RV	16	29
2	-	-	22	RV	19	RV
3	-	-	18	27	15	29
4	-	-	12	26	11	23
5	-	-	16	RV	--	RV
6	-	-	14	27	--	26
7	-	-	18	27	--	30
8	-	-	19	RV	--	RV
9	-	-	23	RV	--	RV
10	-	-	26	RV	--	RV
11	-	-	21	RV	--	RV
12	-	-	22	28	--	RV
13	-	25	22	25	24	28
14	-	21	19	23	23	23

BA - Baseball America

D1 - D1Baseball.com

CB - Collegiate Baseball News

NCBWA - National Collegiate Baseball Writers

PG - Perfect Game

USATC - USA Today Coaches Poll

2021 Sun Devil Baseball

2021 RECORD BY POSITION STARTS

LF

Hunter Jump, 29 (19-10)

Allbry Major, 10 (7-3)
Kade Higgins, 7 (4-3)
Seth Nager, 2 (1-1)
Nate Baez, 1 (1-0)

CF

Joe Lampe, 46 (30-16)

Kade Higgins, 1 (0-1)
Seth Nager, 1 (1-0)
Sean McLain, 1 (1-0)

RF

Kai Murphy, 34 (21-13)

Kade Higgins, 7 (4-3)
Allbry Major, 3 (2-1)
Ethan Long, 2 (2-0)
Hunter Jump, 2 (2-0)
Sean McLain, 2 (2-0)

SS

Drew Swift, 48 (32-16)

Hunter Haas, 1 (0-1)

2B

Sean McLain, 43 (28-15)

Nate Baez, 4 (3-1)
Joe Lampe, 2 (1-1)

SP

Justin Fall, 12 (9-3)

Tyler Thornton, 12 (9-3)

Kai Murphy, 3 (2-1)

Joe Hauser, 6 (1-5)
Seth Tomczak, 4 (4-0)
Brock Peery, 3 (2-1)
Christian Bodlovich, 2 (1-1)
Graham Osman, 1 (1-0)
Jared Glenn, 1 (0-1)

3B

Hunter Haas, 48 (32-16)

Nate Baez, 1 (0-1)

1B

Jack Moss, 32 (21-11)

Nate Baez, 7 (4-3)
Ethan Long, 6 (3-3)
Blake Pivaroff, 2 (2-0)
Brian Kalmer, 2 (2-0)

DH

Ethan Long, 29 (19-10)

Hunter Jump, 16 (9-7)
Jack Moss, 1 (1-0)
Blake Pivaroff, 1 (1-0)
Kai Murphy, 1 (1-0)

C

Sam Ferri, 31 (21-10)


Nick Cheema, 11 (6-5)
Nate Baez, 7 (5-2)

2021 Sun Devil Baseball


TV/RADIO ROSTER



#3, Dom Cacchione
R.So. • RHP • R/R • 6-2 • 175



#4, Luke La Flam
R.So. • RHP • R/R • 6-2 • 197




#5, Joe Lampe
R.Fr. • OF • L/R • 6-0 • 150




#6, Drew Swift
R.Jr. • INF • R/R • 6-0 • 158




#7, Jack Moss
Fr. • INF • L/R • 6-5 • 200



#8, Nick Cheema
R.Sr. • C • R/R • 5-11 • 198




#9, Sam Ferri
R.Sr. • C • R/R • 5-11 • 185




#10, Sean McLain
R.Fr. • INF • R/R • 5-11 • 170



#11, Kade Higgins
Fr. • OF • L/R • 6-3 • 190



#12, Nate Baez
R.Fr. • INF • R/R • 6-1 • 191




#14, Hunter Haas
Fr. • INF • R/R • 6-0 • 170



#15, Erik Tolman
R.So. • LHP • L/L • 6-2 • 193



#19, Boyd Vander Kooi
R.Jr. • RHP • R/R • 6-5 • 220



#20, Logan Paustian
Fr. • C • R/R • 6-1 • 185



#22, Blake Burzell
R.So. • RHP • R/R • 6-6 • 225




#23, Justin Fall
R.Jr. • LHP • L/L • 6-6 • 235




#24, Nick Wallerstedt
R.Fr. • RHP • R/R • 6-3 • 178

2021 Sun Devil Baseball

TV/RADIO ROSTER



#25, Will Levine
R.So. • RHP • R/R • 6-2 • 205



#26, Graham Osman
R.Fr. • LHP • L/L • 6-3 • 183



#28, Seth Nager
R.Fr. • OF • L/R • 6-4 • 190




#29, Tyler Thornton
R.So. • RHP • R/R • 6-3 • 178




#30, Brady Corrigan
R.Jr. • RHP • R/R • 6-2 • 210



#31, Kai Murphy
R.Fr. • OF/LHP • L/L • 5-8 • 173



#33, Brock Peery
Fr. • RHP • R/R • 6-0 • 205



#35, Ethan Long
Fr. • RHP/INF • L/R • 6-2 • 215




#36, Seth Tomczak
R.Fr. • RHP • L/R • 6-4 • 181



#37, Michael Brueser
Fr. • OF • R/R • 6-1 • 190




#38, Joe Hauser
Fr. • RHP • R/R • 6-2 • 190



#39, Jared Glenn
Fr. • RHP • L/R • 6-4 • 185




#40, Alexander Ogg
R.Fr. • RHP • R/R • 6-5 • 177



#41, Christian Bodlovich
R.Fr. • RHP • R/R • 6-0 • 210



#44, Blake Pivaroff
Fr. • INF • L/R • 6-0 • 195



#45, Cam Dennie
R.Fr. • RHP • R/R • 6-2 • 183



#47, Allbry Major
R.Jr. • OF/INF • S/R • 6-6 • 215



Five-Time NCAA Champions (1965, 1967, 1969, 1977, 1981) | 22 College World Series Appearances | 21 Conference Championships

128 All-Americans | 14 National Players of the Year | 12 College Baseball Hall of Fame Members

447 Major League Baseball Draft Picks | 111 Major Leaguers | 52 Major League Baseball First-Round Draft Picks

TWITTER: @ASU_BASEBALL

INSTAGRAM: @ASU_BASEBALL

FACEBOOK: SUNDEVILBASEBALL