

## ASU 2017-2018 SCHEDULE

### Date Opp. (TV/Radio).....FINAL/TIP

11/10 Idaho State (P12 AZ).....W, 94-74  
11/14 San Diego State (P12).....W, 90-68

### CONTINENTAL TIRE INV.-TEMPE

11/17 North. Arizona (P12 AZ).....W, 97-62  
11/19 UC Irvine (P12).....W, 99-78

### CONTINENTAL TIRE INVITATIONAL LAS VEGAS/ORLEANS ARENA

11/23 Kansas St. (FS1).....W, 92-90  
11/24 #15 Xavier (FOX).....W, 102-86

12/2 San Francisco (P12).....W, 75-57  
12/8 St. John's (P12/Staples).....W, 82-70  
12/10 @ #2 Kansas (ESPN).....W, 95-85  
12/17 Vanderbilt (P12).....W, 76-64  
12/19 Longwood (P12).....W, 95-61  
12/22 Pacific (P12).....W, 104-65  
12/30 @ #17 Arizona (P12).....L, 78-84  
1/4 @Colorado (P12).....L, 81-90 (OT)  
1/7 @Utah (ESPNU).....W, 80-77  
1/11 Oregon (FS1).....L, 72-76  
1/13 Oregon St. (P12).....W, 77-75  
1/17 @Stanford (P12).....L, 77-86  
1/20 @California (P12).....W, 81-73  
1/25 Utah (P12).....L, 77-80 (OT)  
1/27 Colorado (ESPNU).....W, 80-66  
2/1 @Washington (P12).....L, 64-68  
2/4 @Wash. St. (ESPNU).....W, 88-78  
2/8 USC (ESPN2).....W, 80-78  
2/10 UCLA (P12/620 AM).....W, 88-79  
2/15 #17 Arizona (ESPN2).....L, 70-77  
2/22 @Oregon (FS1/98.7 FM).....L, 68-75  
2/24 @Oregon St. (ESPNU).....L, 75-79  
3/1 California (ESPNU/98.7 FM).....7  
3/3 Stanford (Pac-12).....12:30  
3/7 Pac-12 Tournament.....Las Vegas

### FINAL FOUR TRIVIA

Coach Hurley (1992) and Danny Manning (1988) are the only current college coaches who earned NCAA Final Four MOP honors.

### TURNED IT AROUND FAST

Buffalo was 285-369 (.436) in 22 seasons after going Division I (1991-2013). The Bulls were 42-20 (.678) in Coach Hurley's two seasons. He is 91-63 (.590) in five years as a head coach.

# SUN DEVIL

## M E N ' S B A S K E T B A L L

### NEXT UP FOR @SUNDEVILHOOPS (19-9; 7-9): BAY AREA HOME SERIES

Thur., Mar. 1 - California 7 p.m./ESPNU/98.7 FM Kodi Justice 4 points away from 1,000  
Sat., Mar. 3 - Stanford 12:30 p.m./Pac-12/TBD ASU has won 3 of past 4 vs. Cardinal

The Arizona State Sun Devils (19-9; 7-9) -- who returned three players from last year's squad -- finish the Pac-12 schedule by hosting the Bay Area Schools. Steve Quis and Corey Williams have the ESPNU 7 p.m. tip on Thursday (March 1) when ASU hosts Cal, while Tim Healey and Kyle Dodd have the voice-only version on the Sun Devil Radio Network. Under third-year head coach Bobby Hurley (two-time NCAA champion, 1992 Final Four MOP and NCAA career assist leader) the Sun Devils are led by seniors Tra Holder, Shan-non Evans II and Kodi Justice, who have made .783 of their free throws (1,038-of-1,321) and scored 4,454 points. ASU is averaging 83.8 ppg., its best mark since the 1997-98 team averaged 84.5, and has scored at least 80 in 17 games.

### QUICK STUFF

- √ASU has played 14 single-digit Pac-12 games, tied with Oregon in 2006-07 for most in past 22 seasons.
- √ASU has come from behind at the half to win seven times and is averaging 44.1 second-half points.
- √ASU is averaging 10,551 fans per game this year, ahead of the 9,514 school record set in 1995-96.

**WINS:** As of Feb. 27 NCAA RPI, No. 42 ASU has wins over No. 2 Xavier (25-4) in Las Vegas, at No. 5 KU (24-6), vs. 31 USC (21-9), at No. 54t Utah (18-10), vs. No. 54t UCLA (18-10), vs. No. 63 Kansas State in Las Vegas (20-10), vs. No. 79 Colorado (16-13) vs. No. 88 St. John's (14-15) in Los Angeles, and vs. No. 98 SDSU (18-10). ASU is 4-4 in Quad 1, 3-4 in Quad 2, 7-1 in Quad 3 and 5-0 in Quad 4.

**KODI APPROACHING 1,000:** Kodi Justice has 996 career points after scoring only 83 (4.6 pg) in his freshman season, when his season was cut short due to a foot injury after 16 games. Only one Sun Devil will have scored fewer points in his freshman year and still reach 1,000. He will become the 37th member of ASU's 1,000 point-club. Kurt Nimphus (1,006) is 36th, while Gary Jackson is 35th (1,017)

### SUN DEVIL 1,000-POINT SCORERS/FEWEST POINTS AS FRESHMAN

Kurt Nimphus (1976-80)/1,006 (27/1.5)  
Fat Lever (1978-82)/1,137 (104/3.6)  
Arthur Thomas (1984-88)/1,268 (111/4.3)  
Chad Prewitt (1998-2002)/1,177 (123/4.1)

**HALFTIME SPEECHES:** ASU is averaging 44.1 points in the second half, a mark that is closing in on one of the best by a Pac-12 team in the past 22 seasons (1996-97) according to STATS and Pac-12 Network research.

### BEST SECOND-HALF POINTS AVERAGE BY PAC-12 TEAM (1996-97 TO PRESENT)

48.5/Arizona, 1997-98  
46.6/UCLA, 2016-17  
45.2/Arizona, 2003-04  
44.4/Arizona, 1996-97

**44.1/Arizona State, 2017-18**

**CLOSE:** ASU has had seven one-possession Pac-12 games and 15 Pac-12 games decided by 10 points or less. In its perfect (12-0) non-conference action, ASU played one single digit game (92-90 over Kansas State in Las Vegas). ASU's only two league margins in double digits are wins over Colorado (80-66) and at Washington State (88-78).

**ASU MEDIA RELATIONS:** ASU men's basketball SID Doug Tammaro can be reached directly at 480-734-7795 or via e-mail at [tammaro@asu.edu](mailto:tammaro@asu.edu). The ASU website is: [www.TheSunDevils.com](http://www.TheSunDevils.com).

Pos	#	Name	Yr.	Ht./Wt.	2017-2018 SUN DEVIL ROSTER NOTES
G	0	Tra (Tray) Holder	Sr.	6-1/172	Pac-12 All-Freshman team 2015; Why he wears "0" -- says will have zero excuses
G	1	Remy Martin	Fr.	6-1/180	Top-100 2017 signee; point guard; explosive, fast and never stops...will pressure the ball
F	3	Mickey Mitchell	So.	6-7/210	Played lot of minutes as freshman at Ohio State in 2015-16; first game was vs. Kansas
F	10	Vitaliy Shibel	RFr.	6-9/210	Freshman who had ACL injury and redshirted last year/from the Ukraine
G	11	Shannon Evans II	Gr.	6-1/160	13.0 ppg in first three seasons; played on Buffalo 2015 NCAA Tournament team
G	14	Kimani Lawrence	Fr.	6-7/200	Long freshman who can guard 5 positions and play 4 of them/ <u>missed 13 games (injury)</u>
G	22	Austin Witherill	Sr.	6-0/170	Local walk-on from Gilbert's Highland High School
F	23	Romello White	Fr.	6-8/220	Sat last year as academic redshirt; top-100 2016 recruit across the board
G	24	Jordan Salzman	Fr.	5-10/175	Walkon from New York
G	25	Grant Fogerty	So.	6-0/175	Local walkon addition from Desert Mountain High School in Scottsdale
G	34	Trevor Thompson	Fr.	6-2/175	Local walkon addition from Moon Valley High School in Phoenix
F	35	De'Quon Lake	Jr.	6-10/225	JC transfer originally from Virgin Islands/24 points, 8 boards, 3 blocks in opener
G	44	Kodi Justice	Gr.	6-5/190	Averaged 15.6 points in final five games of 2016-17/local guy from Dobson HS in Mesa

#### TRANSFERS TO PLAY IN 2018-19

G	2	Rob Edwards	Jr.	6-4/200	Transfer from Cleveland State
F	31	Zylan Cheatham	Jr.	6-8/201	Transfer from San Diego State

**Head Coach:** Bobby Hurley/42-20 at Buffalo (2013-15); 1992 Final Four MOP

**Coaching Staff:** Rashon Burno, Levi Watkins, Anthony Coleman

**Special Assistant to HC:** Ben Wood **Video:** Justin MacLean **Operations:** Derrick Wrobel



**SHANNON MOVING ON UP:** Shannon Evans II has notched 964 points in his two-year, 61-game Sun Devil career, which already is sixth on the Sun Devil two-year career list. He also will make a dent in the two-year record books for field goals made, free throws, free throw percentage and assists.

#### SUN DEVIL TWO-YEAR CAREER MOST POINTS

James Harden, 2007-09/1,309

Jahii Carson, 2012-14/1,261

Bobby Lazor, 1997-99/1,077

Paul Stovall, 1970-72/989

Freddie Lewis, 1964-66/983

**Shannon Evans II, 2016-18/964**

**SHANNON:** In the past 11 games -- which included a 22-point second-half effort in the Oregon State Jan. 13 win -- Shannon Evans is shooting 54-of-61 (.886) from the free throw line. He has 12 20-point games on the year, including 20+ in four of the past five tilts (25 at Oregon, 23 vs. UCLA, 21 vs. USC, 23 at WSU).

**SINGLE-DIGITS:** ASU and Stanford did something this year that hasn't been done in a while and only one other team did it in the past 22 Pac-12 seasons. According to STATS, since 1996-97 only USC in 2002-03 had played nine of its first ten Pac-12 (then Pac-10) games with a single digit final as both Stanford and ASU did this year. Oregon has the most single-digit games in that era with 14 in 2006-07. ASU 13-of-15 single digit conference games is topped only by North Texas (all 15 CUSA games).

**DID YOU KNOW?:** The Pac-12 Sixth Man of the Year officially returns for the first time in 30+ seasons in 2017-18. To be eligible, players must not exceed more than 1/3 (six) starts in league games. The previous Pac-10 Sixth Man of the Year was awarded from 1984-87. Remy Martin -- with zero starts -- is averaging 9.6 points, has 73 assists and is 62-of-81 (.765) from the free throw line in 23.8 minutes per game (and again, with zero starts). He has 18 double-figure scoring games (ASU is 12-6) including 13 of the past 18 tilts. He had a season-best 21 at No. 2 Kansas on Dec. 10. Against Utah on Jan. 25, he had a personal second-half 10-0 run in 2:18 that gave ASU a three-point lead after being down seven. At WSU on Feb. 4, he had all 10 points in the final 6:20 and added two steals as ASU outscored WSU 19-9 in final seven minutes.

**SHANNON:** In the past 11 games -- which included a 22-point second-half effort in the Oregon State Jan. 13 win -- Shannon Evans is shooting 54-of-61 (.886) from the free throw line. He has 12 20-point games on the year, including 20+ in four of the past five tilts (25 at Oregon, 23 vs. UCLA, 21 vs. USC, 23 at WSU).

**BENCH PLAY:** ASU notched 41 bench points at California on Jan. 20, the second-most in the Bobby Hurley era at ASU. ASU's four-man 41-point bench at California was 16-of-28 (.571) from the field and had four three-pointers, 21 rebounds and four blocks in 73 minutes.

#### MOST BENCH POINTS UNDER BOBBY HURLEY

42 vs. Kennesaw State (11/18/15)

41 at California (1/20/18)

41 vs. Longwood (12/19/17)

38 at Stanford (12/30/16)

**KODI:** In the final five games of 2016-17 Kodi Justice averaged 15.6 points including 22 in the Feb. 26 win over USC and was 17-of-35 (.486) from the three-point stripe. In his past 33 games, he is averaging 13.1 points, in the first 78 games of his career he averaged 7.2.

**MICKEY:** Mickey Mitchell, after starting in the first six Pac-12 games, came off the bench at Cal on Jan. 20 and led ASU in rebounding for the fifth time in his first 11 games. He missed the first eight games as a mid-year transfer, but is averaging 5.6 boards in just over 23 minutes per game. He has led or tied for ASU lead in rebounding in six games.

**FG DEFENSE:** Stanford shot (.508) from the field against ASU on Jan. 17, the first ASU opponent to shoot 50 percent in 12 games and just the third opponent on the year, as only Kansas State (.576) Xavier (.556) and Oregon State on the road (.528) have made half their shots. Fifteen teams shot 50 percent against ASU last year. The last time ASU held at least 11 straight opponents under 50 percent field goal shooting was the final 13 games of the 2012-13 season. ASU is holding opponents to .437 from the field this year after allowing .479 last year.

**MORE TRA:** How good of a week did Tra Holder have in earning his first Pac-12 Player of the Week on Nov. 20? He averaged 23.7 points, 6.3 rebounds and 5.7 assists in three ASU wins and shot .548 (23-of-42) from the field, .571 (12-of-21) from three and .813 (13-of-16) from the free throw line. He is 515-of-674 (.764) from the charity stripe, as both free throw marks are second in ASU history (Ike Diogu, 671-of-854).

#### SUN DEVIL CAREER POINTS

1. Eddie House, 1996-2000/2,044
2. Jeremy Veal, 1994-1998/1,984
3. Ike Diogu, 2002-2005/1,946
4. Ron Riley, 1992-1996/1,834
5. Tra Holder, 2014-2018/1,740

#### TRA'S YEAR-BY-YEAR IMPROVEMENTS

##### SEASON: FG% / FT% / PPG / RPG / 3P MADE

2014-15: .317 / .708 / 7.0 / 2.2 / 12  
 2015-16: .387 / .727 / 14.2 / 3.5 / 49  
 2016-17: .433 / .772 / 16.2 / 3.7 / 46  
 2017-18: .417 / .845 / 18.8 / 4.4 / 60

**FREE THROWS:** In some big wins, free throw shooting has been very good. ASU was 20-of-25 (.800) vs. SDSU, 23-of-25 (.920) vs. #15 Xavier, 23-of-27 (.852) vs. Saint John's, 15-of-20 (.750) at #2 Kansas, 20-of-23 (.870) at Utah, 16-of-22 (.727) vs. Colorado and 25-of-28 (.893) vs. UCLA.

**PUMPED UP CROWDS:** ASU has done well under Coach Hurley in places that were large and loud outside of the Pac-12. In addition to this year's win over No. 2 Kansas on Dec. 10 in front of 16,300, ASU in the Coach Hurley era has won at Creighton (16,282), UNLV (13,014) and San Diego State (12,414) and hung tough with Kentucky (23,665) in his first season as it was a 32-31 Kentucky lead at the half and a four-point game with 13 minutes to play. Prior to Bobby Hurley, ASU was 8-22 in its previous 30 non-conference road games. It is 4-1 under Coach Hurley with wins at San Diego State, UNLV, Creighton and Kansas.

#### ASU OOC ROAD GAMES UNDER COACH HURLEY/CROWDS

#16 ASU 95, #2 Kansas 85 (Dec. 10, 2017)/16,300  
 ASU 74, San Diego State 63 (Dec. 10, 2016)/12,414  
 ASU 66, UNLV 56 (Dec. 16, 2015)/13,014  
 #5 Kentucky 72, ASU 58 (Dec. 5, 2015)/23,665  
 ASU 79, Creighton 77 (Dec. 2, 2015)/16,282

#### HOW DO YOU SAY IT?

TRAY Holder  
 Deh-Kwon Lake  
 VIGH-tally SHY-bel

#### TRA'S 35 20+ GAMES/15 THIS YEAR

**40 vs. #15 Xavier @Las Vegas (11/24/17)**  
**35 vs. UC Irvine (11/19/17)**  
**31 at #17 Arizona (12/30/17)**  
**29 at #2 Kansas (12/10/17)**  
 27 vs. Washington State (1/29/17)  
 26 at UCLA (1/9/16)  
**25 vs. Vanderbilt (12/17/17)**  
 25 at Stanford (12/30/16)  
**24 at Colorado (1/4/18)**  
**24 vs. San Diego State (11/14/17)**  
 24 vs. #9 Creighton (12/20/16)  
 24 vs. Cal Poly (11/13/16)  
 24 vs. #8 Arizona (1/3/16)  
**23 at OSU (2/24/18); 23 vs. Utah (1/25/18)**  
 23 vs. Washington (1/25/17)  
 23 vs. Portland State (11/11/16)  
**22 vs. UCLA (2/10/18); USC (2/8/18)**  
**22 vs. Colorado (1/27/18)**  
 22 at #3 UCLA (1/19/17)  
 22 vs. Central Arkansas (12/22/16)  
 22 vs. Citadel (11/23/16)  
 23 vs. CSU-Bakersfield (12/28/15)  
 22 vs. UCLA (2/10/18); vs. NC ST (11/23/15)  
 21 vs. Stanford/Pac-12 Tournament (3/8/17)  
 21 at Washington (2/16/17; at USC (1/7/16)  
**20 vs. #17 UA (2/15/18); at WSU (2/4/18)**  
**20 vs. Longwood (12/19/17)**  
 20 at #16 Arizona (1/12/17)  
 20 vs. UNLV (12/31/16)/#23 USC (2/12/16)  
 20 vs. Washington State (1/16/16)

#### THREE-POINT NOTE

Entering 2017-18 ASU had made a three-point-er in 555 straight games. The last time ASU did not make a three-pointer was in an 89-57 win over Washington in Tempe on Feb. 10, 2001.

**TOP-10:** From 1995-96 through 2014-15, ASU played two top-10 teams outside of Pac-12 play in the regular season (No. 7 Duke on 11/25/09 and No. 2 Kansas on 11/26/97 both in Madison Square Garden). This year's Dec. 10 game at Kansas was the third straight season ASU played a top-10 non-conference team. ASU has played Kentucky the past two seasons, hosted No. 9 Creighton last year and started the home-and-home with Kansas this December.

**COACH AS A PLAYER:** Coach Hurley's Duke career has been talked about a lot. His 145 assists (in 20 games) is a NCAA Tournament record. Here is a numbers breakdown:

**.583:** In the 1992 Final Four, Coach made 7-of-12 three pointers en route to the Most Outstanding Player honors.

**.667:** In the April 4, 1992 Final Four game vs. Indiana, Coach went 6-of-9 from the three-point stripe.

**2:** In addition to 1992 Most Outstanding Player honors, Coach also earned 1991 All-Tournament Team honors.

**9:** In the 1991 title game vs. Kansas on April 1, he posted nine assists.

**16:** In the 1991 Final Four he posted 16 asissts.

**20:** Coach played in 20 NCAA Tournament games.

**119:** Coach Hurley went 119-26 (.821) in his four years at Duke.

**18-2:** Coach Hurley went 18-2 in his NCAA Tournament career.

### 3-PTERS IN TOURNAMENT CAREER

47, Lee Humphrey, Florida, 2004-07 (15)

43, Shelvin Mack, Butler, 2009-11 (13)

**42, Bobby Hurley, Duke, 1990-93 (20)**

### NCAA TOURNAMENT GAMES

23, Christian Laettner, Duke, 1989-92

22, Greg Koubek, Duke, 1988-91

22, Brian Davis, Duke, 1989-92

21, Wayne Turner, Kentucky, 1996-99

20, Thomas Hill, Duke, 1990-93

**20, Bobby Hurley, Duke, 1990-93**

20, Grant Hill, Duke, 1991-94

20, Antonio Lang, Duke, 1991-94

----

### SUN DEVIL CAREER THREE-POINTERS

1. 323, Stevin Smith (1990-94)

7. 224, Jeremy Veal (1994-98)

**8. 207, Kodi Justice (2014-18)**

**20:** ASU has six players who have notched a 20-point game this year led by Tra Holder (15), Shannon Evans II (12), Kodi Justice (three) and Romello White (three), while Remy Martin and De'Quon Lake have done it once.

**DOWN AT HALF:** ASU has come back from down at the half against USC, Oregon State, at Utah, at Kansas, vs. Xavier and Kansas State in Las Vegas and in Tempe vs. San Diego State. ASU is 15-34 (.326) when it trails at half under Coach Hurley, after going 12-64 (.158) the previous five seasons. In those seven wins in the second half Shannon Evans is averaging 19.1 minutes, 14.1 points and shooting 30-of-52 (.557) from the floor, 18-of-27 (.667) from three and 21-of-26 (.840) from the free throw line with 19 assists and just eight turnovers.

**SPURTABILITY:** ASU has come back from deficits of at least nine points in seven wins.

### DEFICIT (TIME/HALF)/FINAL SCORE

Nov. 14: -9 vs. San Diego State (19:22/2nd)/90-68; +31 final 19 minutes

Nov. 23: -9 vs. Kansas State (18:16/2nd)/92-90; +11 final 18 minutes

Nov. 24: -15 vs. #15 Xavier (3:16/first)/102-86; 73 points final 23 minutes

Dec. 10: -13 at #2 Kansas (16:39/first)/95-85; +23 after 15-2 deficit

Dec. 17: -13 vs. Vanderbilt (15:03/first)/76-64; +25 after 13-0 deficit

Jan. 13: -13 vs. Oregon State (11:32/second)/77-75; 33-18 final 11:30

Feb. 8: -9 vs. USC (11:04/second)/80-78; 31-19 final 10:51

**DOUBLE NICKEL+:** Six of the top 11 scoring halves in the past 15 seasons have taken place this year. Prior to dropping 60 vs. Longwood in the second half on Dec. 19, ASU dropped 58 at No. 2 Kansas and 58 on No. 15 Xavier in Las Vegas. On Dec. 22 it had 57 in the second half vs. Pacific. It also had 56 against San Diego State in the second half and vs. UC Irvine in the first half.

### MOST POINTS IN HALF/2003-04 TO PRESENT

72 vs. Citadel (Nov. 23, 2016)\*

**60 vs. Longwood (Dec. 19, 2017)\***

**58 at #2 Kansas (Dec. 10, 2017)\***

**58 vs. #15 Xavier (Nov. 24, 2017)\***

58 vs. San Francisco (Nov. 20, 2009)

58 vs. Oregon (Feb. 11, 2006)\*

**57 vs. Pacific (Dec. 22, 2017)\***

57 vs. Cal Poly (Nov. 13, 2016)\*

**56 vs. UC Irvine (Nov. 19, 2017)**

**56 vs. San Diego State (Nov. 14, 2017)\***

56 vs. Kennesaw State (Nov. 18, 2015)

*\*notes second-half points*

**KU WIN:** The Dec. 10 win over No. 2 Kansas marked the highest OOC ranked opponent the Sun Devils have defeated. Only the win over top-ranked and undefeated Oregon State on March 7, 1981, was higher. Kansas also marked ASU's first road win over a ranked team since James Harden led ASU to a win at Pauley Pavilion on Jan. 17, 2009.

**12-GAME STREAK:** Much has been made about the best start in school history that not much was said about the win streak as it stood alone. The Dec. 22 win over Pacific gave ASU the second-best winning streak in ASU history. Only four ASU teams have posted 11-game winning streaks.

### ASU TOP WINNING STREAKS

18: 1961-62

**12: 2017-18**

11: 1980-81 and 1962-63



**#DUNK-KWON:** Junior college transfer De'Quon Lake is 80-of-113 (.708) from the field with 39 dunks. He has 54 offensive rebounds and posted five dunks against both Idaho State and San Diego State. He also had seven blocks vs. Pacific. ASU is 8-1 when he scores in double digits and 8-1 when he gets at least seven boards (at Oregon in loss he had 12).

**LENGTH:** ASU has solid wing spans this year. De'Quon Lake has a 7-2 wingspan, while Vitaliy Shibel and Romello White are at 7-0. Kimani Lawrence stretched to 6-11 on his 6-7 frame.

**JUSTICE SERVED:** Kodi Justice has made 207 three pointers in 111 career games. He suffered a fractured navicular bone in his left foot on Jan. 25, 2015 and missed the remainder of freshman season. His injury happened the game following a season-high 16 points at California, so he was just starting to get in the groove, and then adapted to a new coaching staff in the summer of 2015.

#### FOUR QUESTIONS WITH KODI JUSTICE

**You can pick the brain of any coach, who is it?** John Wooden

**You can go watch a past sporting event live...which one?** Rumble in the Jungle

**Past Sun Devil (any sport) you wish you could have watched compete:** Pat Tillman

**Biggest challenge in my life:** Being dyslexic

#### KODI'S YEAR-BY-YEAR IMPROVEMENTS

##### SEASON: FG% / 3PM / PPG

2014-15: .424 / 17 / 4.6

2015-16: .394 / 60 / 7.9

2016-17: .421 / 63 / 9.2

2017-18: .452 / 67 / 12.8

**SPLASH GAMES:** Shannon Evans II arrived at ASU after having spent two seasons under Coach Hurley at Buffalo. As a sophomore in 2014-15 he averaged 15.4 points, 3.2 rebounds and 4.6 assists and led the Bulls to the NCAA Tournament as he earned second-team All-MAC honors. He made his first 20 free throws to start last season. Also, he had 50 points in an exhibition win this year against Arizona Christian.

#### SHANNON EVANS II 25-POINT SCORING GAMES (5 AT ASU)

33 vs. Cornell (1/3/15)

28 at #13 Oregon (2/2/17)

28 vs. UNLV (12/3/16)

25 at Oregon (2/22/18)

25 vs. Idaho State (11/14/17)

25 vs. Washington (1/25/17)

25 at Ball State (2/4/15)

#### QUICK QUESTIONS WITH SHANNON EVANS

**Most upset on the court:** Losing the NCAA tournament

**Happiest on the court:** Winning the MAC championship

**Past sporting event to watch live:** Duke vs UNLV

(March 30, 1991)

**Past Sun Devil to go watch compete:** Pat Tillman

#### SUN DEVIL CAREER STARTS

120, Jeff Pendergraph, 2005-09

119, Ty Abbott, 2007-11

116, Tra Holder, 2014-18

#### CAREER FT% NUMBERS FOR 3 SRS

Shannon Evans II: 402-486/.827

Tra Holder: 521-680/.766

Kodi Justice: 115-155/.742

**TOTALS: 1038-1321/.783**

#### KODI JUSTICE TOP SCORING GAMES

28 vs. Kansas State (11/23/17)

22 vs. USC (2/26/17)

21 vs. Oregon (1/11/18)

20 at Utah (1/7/18)

20 vs. Citadel (11/23/16)

20 vs. Houston Baptist (12/19/15)

#### ROMELLO WHITE DOUBLE-DOUBLES

10/14 at Washington (2/1/18)

10/11 at Colorado (1/4/18)

16/13 vs. San Francisco (12/2/17)

14/11 vs. UC Irvine (11/19/17)

16/15 vs. San Diego State (11/14/17)

**ABOUT THE FRESHMEN:** From one coast to the other one, Bobby Hurley's staff signed a pair of top-100 players in the fall of 2016, as 6-7 swingman Kimani Lawrence (New Hampton School in New Hampton, N.H.) and 6-1 guard Remy Martin of Chatsworth (Calif.) Sierra Canyon joined the program this summer. A four-star signee according to Scout, Martin averaged 14.5 points as a junior. Lawrence, a four-star small forward from The New Hampton School in New Hampton, N.H., is the nation's 54th overall prospect according to ESPN.

#### SCOUT.COM SUN DEVIL TOP-100

##### RECRUITS ON ROSTER

54. Kimani Lawrence, 2017

81. Romello White, 2016

98. Remy Martin, 2017

100. Tra Holder, 2014

#### SUN DEVIL LEADERS

##### (INCLUDES SHARED)

**SCORING:** Evans (5), Holder (14), White (3), Justice (3), Martin

**REBOUNDING:** Holder (4), White (12), Lake (7), Justice, Mitchell (6)

**ASSISTS:** Holder (10), Evans (10), Mitchell (5), Martin (6), Justice (1), White (2)

#### **SUN DEVIL CAREER ASSISTS**

551, Derek Glasser, 200-10  
454, Bobby Thompson, 1983-87  
444, Fat Lever, 1978-82  
**434, Tra Holder, 2014-18**

#### **#0 TRA HOLDER CAREER HIGHS**

- ✓ Wears 0 because he says zero excuses (and likes Gilbert Arenas)
- ✓ Loves to cook and ate no meat and only fish for most of summer

**POINTS:** 40 vs #15 Xavier (11/24/17)  
**FG MADE:** 14 vs #15 Xavier (11/24/17)  
**FG ATT:** 22 vs #15 Xavier (11/24/17)  
**3PTM:** 6 vs UC Irvine (11/19/17)  
**3PTA:** 9 (2x) vs. C. Arkansas (12/22/16)  
**FT MADE:** 15 at #17 Arizona (12/30/17)  
**FT ATTEMPTED:** 16 (3x) at #17 Arizona (12/30/17)  
**STEALS:** 6 vs. Longwood (12/19/17)  
**SEASON HIGH ASSISTS:** 8 vs. Idaho St. (11/10/17)  
**CAREER HIGH ASSISTS:** 9 vs. C. Arkansas (12/22/16)  
**REBOUNDS:** 10 vs. Utah (1/25/18)  
**SEASON HIGH MINUTES:** 41 at Colorado (1/4/18)  
**CAREER HIGH MINUTES:** 42 (3x) at UW (2/3/16)

-----

#### **#1 REMY MARTIN SUN DEVIL HIGHS**

**POINTS:** 21 at #2 Kansas (12/10/17)  
**REBOUNDS:** 7 vs. Longwood (12/19/17)  
**ASSISTS:** 9 vs. Longwood (12/19/17)  
**FG MADE:** 8 at #2 Kansas (12/10/17)  
**FG ATT:** 13 at #17 Arizona (12/30/17)  
**FT MADE:** 5 (4x) at Oregon (2/22/18)  
**FT ATT:** 6 (3x) at Oregon (2/22/18)  
**MINUTES:** 34 vs Idaho State (11/10/17)

-----

#### **#3 MICKEY MITCHELL SUN DEVIL HIGHS**

**POINTS:** 12 (2x) at California (1/20/18)  
**REBOUNDS:** 13 vs. Vanderbilt (12/17/17)  
**ASSISTS:** 5 vs. Oregon (1/11/18)  
**MINUTES:** 33 at Stanford (1/17/18)

-----

#### **#10 VITALIY SHIBEL SUN DEVIL HIGHS**

**POINTS:** 11 vs. St. John's (12/8/17)  
**REBOUNDS:** 8 vs Idaho State (11/10/17)  
**3PT MADE:** 3 at Cal (1/20/18) and vs. St. John's (12/8/17)  
**ASSISTS:** 4 vs. Idaho State (11/10/17)  
**MINUTES:** 28 vs. St. John's (12/8/17)

-----

#### **#11 SHANNON EVANS II ASU SEASON/ASU CAREER HIGHS**

- ✓ Played for Coach Hurley at Buffalo and was part of 2015 NCAA Tournament team and MAC title team.
- ✓ USBWA Oscar Robertson Player of the Week (Dec. 11)
- SEASON HIGH POINTS:** 25 (2x) at Oregon (2/22/18)
- ASU HIGH POINTS:** 28 (2x) at #13 Oregon (2/2/17)
- ASU BEST REBOUNDS:** 8 vs San Francisco (12/2/17)
- ASU BEST ASSISTS:** 8 (3x) vs NAU (11/17/17)
- ASU HIGH MINUTES:** 41 at Colorado (1/4/18)

#### **SUN DEVIL SINGLE-SEASON THREE-POINTERS**

4. 93, Rihards Kuksiks (2008-09)
5. 84, Jon Gilling (2012-13)
6. 83, Alex Austin (1990-91)
7. 82, Jermaine Marshall (2013-14)
8. 81, Shannon Evans II (2016-18)
8. 81, Rihards Kuksiks (2009-10)
8. 81, Kevin Kruger (2005-06)

-----

#### **#23 ROMELLO WHITE SEASON HIGHS**

- ✓ AAU coach was Jerry Stackhouse
- POINTS:** 25 vs Northern Arizona (11/17/17)
- REBOUNDS:** 15 vs San Diego State (11/14/17)
- FG MADE:** 10 (2x) at Washington State (2/4/18)
- FG ATTEMPTED:** 12 vs Northern Arizona (11/17/17)
- FREE THROWS MADE:** 11 at Stanford (1/17/18)
- FREE THROWS ATTEMPTED:** 14 at Stanford (1/17/18)
- BLOCKS:** 3 vs Idaho State
- MINUTES:** 39 vs Kansas State (11/23/17)

-----

#### **#35 DE'QUON LAKE SEASON HIGHS**

- ✓ Made 8-10 FGs in season opener vs. Idaho State
- ✓ 7-8 FGs on 11/17 vs. NAU
- POINTS:** 24 vs Idaho State (11/10/17)
- REBOUNDS:** 12 (2x) at Oregon (2/22/18)
- FG MADE:** 8 vs Idaho State (11/10/17)
- FG ATTEMPTED:** 9 vs. Utah (1/25/18)
- FREE THROWS MADE:** 8 (2x) Longwood (12/19/17)
- FREE THROWS ATTEMPTED:** 14 vs Idaho State (11/10/17)
- BLOCKS:** 7 vs. Pacific (12/22/17)
- MINUTES:** 29 vs Kansas State (11/23/17)

-----

#### **#44 KODI JUSTICE SEASON/CAREER HIGHS**

- POINTS:** 28 vs Kansas State (11/23/17)
- FG MADE:** 9 (2x) at Utah (1/7/18)
- SEASON HIGH ASSISTS:** 4 vs UC Irvine (11/19/17)
- CAREER HIGH ASSISTS:** 6 (2x) vs Oregon (1/31/16)
- REBOUNDS:** 9 at #2 Kansas (12/10/16)
- SEASON HIGH MINUTES:** 38 (2x) at Colorado (1/4/18)
- CAREER HIGH MINUTES:** 39 (3x) vs #5 UCLA

**2017-18 @SunDevilHoops**  
**Arizona State Combined Team Statistics (as of Feb 25, 2018)**  
**All games**

<b>RECORD:</b>	<b>OVERALL</b>	<b>HOME</b>	<b>AWAY</b>	<b>NEUTRAL</b>
ALL GAMES	19-9	12-3	4-6	3-0
CONFERENCE	7-9	4-3	3-6	0-0
NON-CONFERENCE	12-0	8-0	1-0	3-0

#	Player	gp-gs	min	avg	Total		3-Point		F-Throw		Rebounds											
					fg-fga	fg%	3fg-fga	3fg%	ft-fa	ft%	off	def	tot	avg	pf	dq	a	to	blk	stl	pts	avg
00	Holder, Tra	28-28	991	35.4	159-381	.417	60-159	.377	147-174	.845	26	96	122	4.4	57	1	102	70	1	38	525	18.8
11	Evans II, Shannon	28-28	979	35.0	135-360	.375	82-221	.371	118-135	.874	10	85	95	3.4	55	1	103	47	8	40	470	16.8
44	Justice, Kodi	28-28	903	32.2	126-279	.452	67-180	.372	39-55	.709	8	70	78	2.8	50	0	52	42	6	34	358	12.8
23	White, Romello	27-27	662	24.5	110-171	.643	0-0	.000	78-137	.569	74	121	195	7.2	90	6	12	44	21	8	298	11.0
01	Martin, Remy	28-0	666	23.8	94-207	.454	20-53	.377	62-81	.765	21	59	80	2.9	45	0	73	40	2	32	270	9.6
35	Lake, De'Quon	28-1	488	17.4	80-113	.708	0-0	.000	41-63	.651	54	98	152	5.4	78	4	4	13	38	8	201	7.2
03	Mitchell, Mickey	20-9	461	23.1	41-82	.500	6-16	.375	23-37	.622	31	80	111	5.6	61	2	34	31	10	17	111	5.6
14	Lawrence, Kimani	15-0	141	9.4	16-37	.432	2-11	.182	8-10	.800	8	17	25	1.7	23	0	2	6	3	4	42	2.8
10	Shibel, Vitaliy	28-19	305	10.9	19-53	.358	11-42	.262	6-8	.750	10	43	53	1.9	67	3	14	12	8	4	55	2.0
22	Witherill, Austin	13-0	36	2.8	2-4	.500	2-4	.500	1-2	.500	1	4	5	0.4	0	0	0	0	0	0	7	0.5
24	Salzman, Jordan	6-0	7	1.2	0-1	.000	0-0	.000	0-0	.000	0	0	0	0.0	0	0	0	0	0	0	0	0.0
25	Fogerty, Grant	10-0	11	1.1	0-2	.000	0-1	.000	0-0	.000	0	0	0	0.0	2	0	1	0	0	0	0	0.0
Team											47	43	90		1		7					
Total.....		28	5650		782-1690	.463	250-687	.364	523-702	.745	290	716	1006	35.9	529	17	397	312	97	185	2337	83.5
Opponents.....		28	5650		740-1694	.437	233-688	.339	388-537	.723	314	701	1015	36.2	610	17	430	418	104	153	2101	75.0

<b>TEAM STATISTICS</b>	<b>ASU</b>	<b>OPP</b>
SCORING	2337	2101
Points per game	83.5	75.0
Scoring margin	+8.4	-
FIELD GOALS-ATT	782-1690	740-1694
Field goal pct	.463	.437
3 POINT FG-ATT	250-687	233-688
3-point FG pct	.364	.339
3-pt FG made per game	8.9	8.3
FREE THROWS-ATT	523-702	388-537
Free throw pct	.745	.723
F-Throws made per game	18.7	13.9
REBOUNDS	1006	1015
Rebounds per game	35.9	36.2
Rebounding margin	-0.3	-
ASSISTS	397	430
Assists per game	14.2	15.4
TURNOVERS	312	418
Turnovers per game	11.1	14.9
Turnover margin	+3.8	-
Assist/turnover ratio	1.3	1.0
STEALS	185	153
Steals per game	6.6	5.5
BLOCKS	97	104
Blocks per game	3.5	3.7
ATTENDANCE	156619	101748
Home games-Avg/Game	15-10441	10-8872
Neutral site-Avg/Game	-	3-4342

<b>Date</b>	<b>Opponent</b>		<b>Score</b>	<b>Att.</b>
11-10-17	IDAHO STATE	W	94-74	5697
11-14-17	SAN DIEGO STATE	W	90-68	6640
11-17-17	NORTHERN ARIZONA	W	97-62	6189
11-19-17	UC IRVINE	W	99-78	5394
! 11-23-17	vs KANSAS ST	W	92-90	3245
! 11-24-17	vs XAVIER	W	102-86	3325
12-02-17	USF	W	75-57	8682
# 12-08-17	vs St John's	W	82-70	6456
12-10-17	at Kansas	W	95-85	16300
12-17-17	VANDERBILT	W	76-64	10797
12-19-17	LONGWOOD	W	95-61	9308
12-22-17	PACIFIC	W	104-65	10646
* 12-30-17	at Arizona	L	78-84	14644
* 01-04-18	at Colorado	Lot	81-90	7740
* 01-07-18	at Utah	W	80-77	12123
* 01-11-18	OREGON	L	72-76	13693
* 01-13-18	OREGON STATE	W	77-75	13459
* 01-17-18	at STANFORD	L	77-86	4014
* 01-20-18	at California	W	81-73	8107
* 01-25-18	UTAH	Lot	77-80	11536
* 01-27-18	COLORADO	W	80-66	13943
* 02-01-18	at Washington	L	64-68	6904
* 02-04-18	at Washington State	W	88-78	2803
* 02-08-18	USC	W	80-78	12377
* 02-10-18	UCLA	W	88-79	14025
* 02-15-18	ARIZONA	L	70-77	14233
* 02-22-18	at Oregon	L	68-75	9940
* 2/24/18	at Oregon State	L	75-79	6147

<b>Score by Periods</b>	<b>1st</b>	<b>2nd</b>	<b>OT</b>	<b>Totals</b>
Arizona State	1085	1237	15	2337
Opponents	997	1077	27	2101

\* = Conference game

! = Continental Tire Invitational at Orleans Arena (Las Vegas, Nevada)

# = Basketball Hall of Fame Classic at Staples Center

**2017-18 @SunDevilHoops**  
**Arizona State Combined Team Statistics (as of Feb 25, 2018)**  
**Conference games**

<b>RECORD:</b>	<b>OVERALL</b>	<b>HOME</b>	<b>AWAY</b>	<b>NEUTRAL</b>
ALL GAMES	7-9	4-3	3-6	0-0
CONFERENCE	7-9	4-3	3-6	0-0
NON-CONFERENCE	0-0	0-0	0-0	0-0

#	Player	gp-gs	min	avg	Total		3-Point		F-Throw		Rebounds											
					fg-fga	fg%	3fg-fga	3fg%	ft-fa	ft%	off	def	tot	avg	pf	dq	a	to	blk	stl	pts	avg
00	Holder, Tra	16-16	569	35.6	82-215	.381	28-88	.318	78-91	.857	15	46	61	3.8	32	1	44	35	1	16	270	16.9
11	Evans II, Shannon	16-16	560	35.0	74-207	.357	44-123	.358	64-72	.889	5	48	53	3.3	33	1	47	32	7	23	256	16.0
44	Justice, Kodi	16-16	509	31.8	71-162	.438	35-99	.354	18-25	.720	6	34	40	2.5	31	0	31	26	1	18	195	12.2
01	Martin, Remy	16-0	349	21.8	48-122	.393	13-36	.361	39-53	.736	12	32	44	2.8	19	0	37	18	1	14	148	9.3
23	White, Romello	16-16	363	22.7	52-88	.591	0-0	.000	30-55	.545	36	64	100	6.3	56	5	8	19	12	6	134	8.4
35	Lake, De'Quon	16-0	256	16.0	40-59	.678	0-0	.000	10-14	.714	26	49	75	4.7	46	3	2	5	19	7	90	5.6
03	Mitchell, Mickey	16-8	378	23.6	32-69	.464	6-16	.375	15-23	.652	23	61	84	5.3	51	2	28	25	8	13	85	5.3
14	Lawrence, Kimani	15-0	141	9.4	16-37	.432	2-11	.182	8-10	.800	8	17	25	1.7	23	0	2	6	3	4	42	2.8
10	Shibel, Vitaliy	16-8	118	7.4	6-20	.300	4-17	.235	0-0	.000	4	20	24	1.5	27	1	3	1	2	3	16	1.0
25	Fogerty, Grant	2-0	2	1.0	0-1	.000	0-1	.000	0-0	.000	0	0	0	0.0	0	0	0	0	0	0	0	0.0
22	Witherill, Austin	3-0	3	1.0	0-0	.000	0-0	.000	0-0	.000	0	0	0	0.0	0	0	0	0	0	0	0	0.0
24	Salzman, Jordan	2-0	2	1.0	0-0	.000	0-0	.000	0-0	.000	0	0	0	0.0	0	0	0	0	0	0	0	0.0
Team											28	19	47				4					
Total.....		16	3250		421-980	.430	132-391	.338	262-343	.764	163	390	553	34.6	318	13	202	171	54	104	1236	77.2
Opponents.....		16	3250		435-949	.458	126-366	.344	245-324	.756	165	433	598	37.4	320	8	255	221	65	90	1241	77.6

<b>TEAM STATISTICS</b>	<b>ASU</b>	<b>OPP</b>
SCORING	1236	1241
Points per game	77.2	77.6
Scoring margin	-0.3	-
FIELD GOALS-ATT	421-980	435-949
Field goal pct	.430	.458
3 POINT FG-ATT	132-391	126-366
3-point FG pct	.338	.344
3-pt FG made per game	8.3	7.9
FREE THROWS-ATT	262-343	245-324
Free throw pct	.764	.756
F-Throws made per game	16.4	15.3
REBOUNDS	553	598
Rebounds per game	34.6	37.4
Rebounding margin	-2.8	-
ASSISTS	202	255
Assists per game	12.6	15.9
TURNOVERS	171	221
Turnovers per game	10.7	13.8
Turnover margin	+3.1	-
Assist/turnover ratio	1.2	1.2
STEALS	104	90
Steals per game	6.5	5.6
BLOCKS	54	65
Blocks per game	3.4	4.1
ATTENDANCE	93266	72422
Home games-Avg/Game	7-13324	9-8047
Neutral site-Avg/Game	-	0-0

<b>Date</b>	<b>Opponent</b>	<b>Score</b>	<b>Att.</b>
* 12-30-17	at Arizona	L 78-84	14644
* 01-04-18	at Colorado	Lot 81-90	7740
* 01-07-18	at Utah	W 80-77	12123
* 01-11-18	OREGON	L 72-76	13693
* 01-13-18	OREGON STATE	W 77-75	13459
* 01-17-18	at STANFORD	L 77-86	4014
* 01-20-18	at California	W 81-73	8107
* 01-25-18	UTAH	Lot 77-80	11536
* 01-27-18	COLORADO	W 80-66	13943
* 02-01-18	at Washington	L 64-68	6904
* 02-04-18	at Washington State	W 88-78	2803
* 02-08-18	USC	W 80-78	12377
* 02-10-18	UCLA	W 88-79	14025
* 02-15-18	ARIZONA	L 70-77	14233
* 02-22-18	at Oregon	L 68-75	9940
* 2/24/18	at Oregon State	L 75-79	6147

\* = Conference game

! = Continental Tire Invitational at Orleans Arena (Las Vegas, Nevada)

# = Basketball Hall of Fame Classic at Staples Center

<b>Score by Periods</b>	<b>1st</b>	<b>2nd</b>	<b>OT</b>	<b>Totals</b>
Arizona State	569	652	15	1236
Opponents	580	634	27	1241



## Individual Career History

### Evans II, Shannon

			Total		3-Point		F-Throws		Rebounds											Scoring	
Season	gp-gs	min/avg	fg-fga	pct	fg-fga	pct	ft-fta	pct	off	def	tot	avg	pf	fo	ast	to	blk	stl	pts	avg	
2013-14*	29-0	766/26.4	73-209	.349	32-108	.296	69-87	.793	11	61	72	2.5	56	2	95	60	11	40	247	8.5	
2014-15*	33-33	1139/34.5	163-395	.413	66-173	.382	115-144	.799	15	89	104	3.2	69	0	153	84	10	56	507	15.4	
2016-17	33-33	1179/35.7	161-392	.411	72-201	.358	100-120	.833	17	93	110	3.3	61	0	144	62	7	42	494	15.0	
2017-18	28-28	979/35.0	135-360	.375	82-221	.371	118-135	.874	10	85	95	3.4	55	1	103	47	8	40	470	16.8	
TOTAL	61-61	2158/35.4	296-752	.394	154-422	.365	218-255	.855	27	178	205	3.4	116	1	247	109	15	82	964	15.8	
All*	123-94	4063/33.0	532-1356	.392	252-703	.358	402-486	.827	53	328	381	3.1	241	3	495	253	36	178	1718	14.0	

\* Statistics from prior team/school

### Holder, Tra

			Total		3-Point		F-Throws		Rebounds											Scoring	
Season	gp-gs	min/avg	fg-fga	pct	fg-fga	pct	ft-fta	pct	off	def	tot	avg	pf	fo	ast	to	blk	stl	pts	avg	
2014-15	32-23	865/27.0	58-183	.317	12-50	.240	97-137	.708	9	60	69	2.2	57	0	115	80	0	16	225	7.0	
2015-16	32-32	1017/31.8	140-362	.387	49-134	.366	125-172	.727	22	90	112	3.5	66	1	117	84	2	33	454	14.2	
2016-17	33-33	1174/35.6	169-390	.433	46-125	.368	152-197	.772	38	83	121	3.7	68	2	106	66	1	29	536	16.2	
2017-18	28-28	991/35.4	159-381	.417	60-159	.377	147-174	.845	26	96	122	4.4	57	1	102	70	1	38	525	18.8	
TOTAL	125-116	4047/32.4	526-1316	.400	167-468	.357	521-680	.766	95	329	424	3.4	248	4	440	300	4	116	1740	13.9	

### Justice, Kodi

			Total		3-Point		F-Throws		Rebounds											Scoring	
Season	gp-gs	min/avg	fg-fga	pct	fg-fga	pct	ft-fta	pct	off	def	tot	avg	pf	fo	ast	to	blk	stl	pts	avg	
2014-15	18-7	229/12.7	28-66	.424	17-37	.459	10-12	.833	6	16	22	1.2	22	0	28	19	2	5	83	4.6	
2015-16	32-3	792/24.8	84-213	.394	60-150	.400	25-33	.758	12	57	69	2.2	78	1	76	53	5	30	253	7.9	
2016-17	33-26	1025/31.1	99-235	.421	63-151	.417	41-55	.745	13	81	94	2.8	106	9	80	53	19	44	302	9.2	
2017-18	28-28	903/32.2	126-279	.452	67-180	.372	39-55	.709	8	70	78	2.8	50	0	52	42	6	34	358	12.8	
TOTAL	111-64	2949/26.6	337-793	.425	207-518	.400	115-155	.742	39	224	263	2.4	256	10	236	167	32	113	996	9.0	

### Witherill, Austin

			Total		3-Point		F-Throws		Rebounds											Scoring	
Season	gp-gs	min/avg	fg-fga	pct	fg-fga	pct	ft-fta	pct	off	def	tot	avg	pf	fo	ast	to	blk	stl	pts	avg	
2014-15	3-0	5/1.7	1-3	.333	1-2	.500	0-0	.000	1	2	3	1.0	1	0	0	0	0	0	3	1.0	
2015-16	13-0	18/1.4	1-6	.167	1-5	.200	2-2	1.000	0	0	0	0.0	0	0	0	1	0	0	5	0.4	
2016-17	16-0	26/1.6	0-4	.000	0-4	.000	2-2	1.000	0	2	2	0.1	0	0	1	0	0	0	2	0.1	
2017-18	13-0	36/2.8	2-4	.500	2-4	.500	1-2	.500	1	4	5	0.4	0	0	0	0	0	0	7	0.5	
TOTAL	45-0	85/1.9	4-17	.235	4-15	.267	5-6	.833	2	8	10	0.2	1	0	1	1	0	0	17	0.4	

**2017-18 @SunDevilHoops**  
**Arizona State Team Game-by-Game Comparison (as of Feb 25, 2018)**  
**All games**

Opponent	1st	2nd	Score	Mar	Total FG	FG Pct	3-Pointers	3FG Pct	Free Throws	FT Pct	Rebounds	Assist	T/Over	Block	Steal	Fouls
IDAHO STATE	51/33	43/41	94-74	+20	34-65/26-59	.523/.441	9-30/9-24	.300/.375	17-26/13-22	.654/.591	41/29 +12	22/17	11/14	5/2	3/6	18/20
SAN DIEGO STATE	34/40	56/28	90-68	+22	31-61/25-66	.508/.379	8-25/8-21	.320/.381	20-25/10-14	.800/.714	42/36 +6	18/18	12/15	5/2	9/4	17/20
NORTHERN ARIZONA	54/27	43/35	97-62	+35	33-63/19-60	.524/.317	11-26/7-29	.423/.241	20-28/17-22	.714/.773	35/42 (7)	24/12	11/24	5/5	12/4	20/26
UC IRVINE	56/38	43/40	99-78	+21	30-49/28-61	.612/.459	14-23/12-25	.609/.480	25-38/10-16	.658/.625	28/34 (6)	17/21	10/19	2/2	6/7	17/28
KANSAS ST	42/44	50/46	92-90	+2	27-50/34-59	.540/.576	9-18/15-32	.500/.469	29-44/7-9	.659/.778	29/27 +2	13/16	12/16	0/2	6/5	18/32
XAVIER	44/46	58/40	102-86	+16	33-59/30-54	.559/.556	13-27/8-20	.481/.400	23-25/18-23	.920/.783	29/26 +3	11/16	10/13	1/1	9/2	20/21
USF	40/25	35/32	75-57	+18	23-50/18-63	.460/.286	4-13/11-40	.308/.275	25-36/10-14	.694/.714	46/34 +12	10/12	14/14	4/4	6/6	16/30
St John's	46/34	36/36	82-70	+12	25-55/25-64	.455/.391	9-23/7-24	.391/.292	23-27/13-22	.852/.591	38/35 +3	16/13	14/11	0/6	1/5	18/27
Kansas	37/40	58/45	95-85	+10	33-65/32-67	.508/.478	14-28/14-38	.500/.368	15-20/7-9	.750/.778	33/36 (3)	17/19	10/16	3/5	9/6	13/16
VANDERBILT	30/29	46/35	76-64	+12	25-57/23-68	.439/.338	5-23/4-31	.217/.129	21-28/14-19	.750/.737	47/37 +10	7/10	17/15	5/2	4/7	20/23
LONGWOOD	35/30	60/31	95-61	+34	31-69/21-57	.449/.368	10-34/9-21	.294/.429	23-36/10-20	.639/.500	45/40 +5	22/11	11/26	3/3	13/7	16/25
PACIFIC	47/31	57/34	104-65	+39	36-67/24-67	.537/.358	12-26/3-17	.462/.176	20-26/14-23	.769/.609	40/41 (1)	18/10	9/14	10/5	3/4	18/22
Arizona	37/39	41/45	78-84	(6)	25-66/28-62	.379/.452	8-25/8-20	.320/.400	20-25/20-23	.800/.870	39/40 (1)	11/18	13/16	3/4	7/4	20/20
Colorado	34/29	40/45	81-90	(9)	27-76/29-63	.355/.460	9-34/10-26	.265/.385	18-24/22-32	.750/.688	41/48 (7)	11/16	7/14	2/6	5/3	27/20
Utah	35/36	45/41	80-77	+3	26-58/20-41	.448/.488	8-24/8-24	.333/.333	20-23/29-36	.870/.806	32/25 +7	11/13	13/12	2/4	5/6	31/19
OREGON	41/41	31/35	72-76	(4)	20-46/28-65	.435/.431	10-23/8-32	.435/.250	22-31/12-14	.710/.857	31/38 (7)	13/17	11/10	2/2	5/7	17/23
OREGON STATE	33/34	44/41	77-75	+2	27-57/29-65	.474/.446	7-16/11-26	.438/.423	16-22/6-9	.727/.667	33/37 (4)	15/21	12/14	5/1	8/5	13/21
STANFORD	35/37	42/49	77-86	(9)	26-61/32-63	.426/.508	8-21/8-19	.381/.421	17-25/14-25	.680/.560	30/44 (14)	14/21	8/13	4/5	5/3	21/17
California	41/30	40/43	81-73	+8	29-61/28-60	.475/.467	10-21/5-16	.476/.313	13-16/12-22	.813/.545	39/30 +9	15/13	12/9	5/7	2/3	19/20
UTAH	33/40	36/29	77-80	(3)	28-70/27-62	.400/.435	10-27/14-32	.370/.438	11-14/12-18	.786/.667	46/39 +7	14/19	10/12	2/5	6/6	16/17
COLORADO	32/32	48/34	80-66	+14	27-64/26-61	.422/.426	10-31/6-20	.323/.300	16-22/8-9	.727/.889	34/44 (10)	15/17	7/17	7/8	8/4	16/22
Washington	27/37	37/31	64-68	(4)	24-54/24-61	.444/.393	5-19/5-17	.263/.294	11-17/15-18	.647/.833	32/37 (5)	14/13	15/13	3/4	6/10	18/21
Washington State	40/38	48/40	88-78	+10	34-61/28-57	.557/.491	8-24/12-31	.333/.387	12-13/10-11	.923/.909	30/27 +3	13/14	12/18	2/3	10/6	14/14
USC	33/37	47/41	80-78	+2	27-64/27-55	.422/.491	6-23/8-25	.261/.320	20-32/16-20	.625/.800	36/39 (3)	14/16	6/18	1/1	8/3	18/23
UCLA	40/32	48/47	88-79	+9	27-64/30-66	.422/.455	9-29/8-26	.310/.308	25-28/11-12	.893/.917	39/35 +4	13/11	7/12	4/4	9/2	17/23
ARIZONA	38/39	32/38	70-77	(7)	28-66/25-52	.424/.481	7-25/6-18	.280/.333	7-12/21-27	.583/.778	28/44 (16)	9/13	14/20	3/5	13/10	23/17
Oregon	40/43	28/32	68-75	(7)	22-57/26-63	.386/.413	8-24/4-16	.333/.250	16-18/19-23	.889/.826	32/40 (8)	11/14	8/7	8/4	1/5	23/20
Oregon State	30/36	45/43	75-79	(4)	24-55/28-53	.436/.528	9-25/5-18	.360/.278	18-21/18-25	.857/.720	31/31 -	9/19	16/16	1/2	6/13	25/23

Note: Game totals are displayed in the format TEAM/OPPONENT for each category

**2017-18 @SunDevilHoops**  
**Arizona State Points-Rebounds-Assists (as of Feb 25, 2018)**  
**All games**

Opponent	Date	Score		00	01	03	10	11	14	22
				HOLDER,TRA	MARTIN,REM	MITCHELL,M	SHIBEL,VIT	EVANS II,S	LAWRENCE,K	WITHERILL,
IDAHO STATE	11-10-17	94-74	w	18-9-8	12-4-5	DNP	4-8-4	25-4-3	DNP	3-2-0
SAN DIEGO STATE	11-14-17	90-68	w	24-8-6	12-3-3	DNP	0-0-1	14-6-6	DNP	0-1-0
NORTHERN ARIZONA	11-17-17	97-62	w	12-9-6	4-4-5	DNP	5-1-2	20-0-8	DNP	0-0-0
UC IRVINE	11-19-17	99-78	w	35-2-5	5-1-1	DNP	2-0-0	22-3-7	DNP	1-1-0
vs KANSAS ST	11-23-17	92-90	w	11-4-4	6-0-0	DNP	3-2-2	14-1-4	DNP	0-0-0
vs XAVIER	11-24-17	102-86	w	40-4-4	13-2-2	DNP	0-2-0	22-3-4	DNP	0-0-0
USF	12-02-17	75-57	w	15-6-3	12-3-1	DNP	4-5-0	14-8-4	DNP	0-0-0
vs St John's	12-08-17	82-70	w	7-5-4	4-3-2	DNP	11-3-2	18-6-6	DNP	DNP
at Kansas	12-10-17	95-85	w	29-3-7	21-2-2	0-0-1	3-1-0	22-1-5	DNP	DNP
VANDERBILT	12-17-17	76-64	w	25-5-2	6-3-0	8-13-2	3-3-0	15-5-2	DNP	0-0-0
LONGWOOD	12-19-17	95-61	w	20-5-6	13-7-9	12-5-1	2-3-0	7-2-2	DNP	0-0-0
PACIFIC	12-22-17	104-65	w	19-1-3	14-4-6	6-9-2	2-1-0	21-3-5	DNP	3-1-0
at Arizona	12-30-17	78-84	L	31-5-1	11-4-0	10-7-2	3-0-0	7-6-5	DNP	DNP
at Colorado	01-04-18	81-90	L	24-2-1	11-3-1	8-10-4	0-3-0	11-2-2	1-1-0	DNP
at Utah	01-07-18	80-77	w	11-7-3	11-1-4	6-4-0	0-1-0	22-6-3	3-3-0	DNP
OREGON	01-11-18	72-76	L	14-3-1	2-1-0	2-6-5	0-0-0	19-3-3	2-1-0	DNP
OREGON STATE	01-13-18	77-75	w	4-6-2	12-3-3	4-2-0	0-1-0	22-6-7	4-1-0	DNP
at STANFORD	01-17-18	77-86	L	9-2-3	11-3-5	9-7-2	0-0-1	13-1-2	0-3-0	DNP
at California	01-20-18	81-73	w	13-3-4	13-1-3	12-11-1	8-3-0	10-3-5	7-2-0	DNP
UTAH	01-25-18	77-80	L	23-10-4	10-4-3	4-7-1	0-3-1	14-7-2	0-1-0	DNP
COLORADO	01-27-18	80-66	w	22-5-4	5-4-2	4-5-4	3-2-0	19-3-3	0-0-0	0-0-0
at Washington	02-01-18	64-68	L	12-0-4	4-1-2	0-8-2	0-0-0	13-4-3	0-0-0	DNP
at Washington State	02-04-18	88-78	w	20-3-3	10-3-1	7-4-0	0-1-1	23-1-5	0-1-0	DNP
USC	02-08-18	80-78	w	22-4-3	10-3-5	2-4-1	2-4-0	21-1-1	7-1-0	DNP
UCLA	02-10-18	88-79	w	22-6-4	7-1-1	1-2-1	0-4-0	23-3-2	8-7-1	0-0-0
ARIZONA	02-15-18	70-77	L	20-1-4	10-4-0	6-4-3	0-2-0	5-2-1	0-0-0	DNP
at Oregon	02-22-18	68-75	L	0-3-2	15-5-5	2-0-0	0-0-0	25-3-2	8-3-0	DNP
at Oregon State	2/24/18	75-79	L	23-1-1	6-3-2	8-3-2	0-0-0	9-2-1	2-1-1	0-0-0

Opponent	Date	Score		23	24	25	35	44
				WHITE,ROME	SALZMAN,JO	FOGERTY,GR	LAKE,DE'QU	JUSTICE,KO
IDAHO STATE	11-10-17	94-74	w	DNP	0-0-0	0-0-0	24-8-0	8-3-2
SAN DIEGO STATE	11-14-17	90-68	w	16-15-1	DNP	0-0-0	15-7-1	9-1-0
NORTHERN ARIZONA	11-17-17	97-62	w	25-6-0	DNP	DNP	17-12-1	14-3-2
UC IRVINE	11-19-17	99-78	w	14-11-0	DNP	0-0-0	2-4-0	18-2-4
vs KANSAS ST	11-23-17	92-90	w	19-6-0	DNP	DNP	11-10-0	28-2-3
vs XAVIER	11-24-17	102-86	w	4-5-0	DNP	0-0-0	7-8-0	16-2-1
USF	12-02-17	75-57	w	16-13-0	DNP	0-0-0	2-4-0	12-4-2
vs St John's	12-08-17	82-70	w	22-9-0	DNP	DNP	5-3-0	15-4-2
at Kansas	12-10-17	95-85	w	13-7-1	DNP	DNP	0-3-0	7-9-1
VANDERBILT	12-17-17	76-64	w	12-9-1	0-0-0	0-0-0	0-0-0	7-4-0
LONGWOOD	12-19-17	95-61	w	7-6-1	0-0-0	0-0-0	16-9-0	18-3-3
PACIFIC	12-22-17	104-65	w	16-8-0	0-0-0	0-0-1	12-9-0	11-1-1
at Arizona	12-30-17	78-84	L	2-8-0	DNP	DNP	8-3-1	6-3-2
at Colorado	01-04-18	81-90	L	10-11-1	DNP	DNP	0-6-0	16-2-2
at Utah	01-07-18	80-77	w	3-1-0	DNP	DNP	4-4-0	20-1-1
OREGON	01-11-18	72-76	L	8-6-1	DNP	DNP	4-3-0	21-4-3
OREGON STATE	01-13-18	77-75	w	6-6-0	DNP	DNP	11-6-0	14-2-3
at STANFORD	01-17-18	77-86	L	19-5-0	DNP	DNP	2-3-0	14-2-1
at California	01-20-18	81-73	w	6-4-0	DNP	DNP	9-7-0	3-1-2
UTAH	01-25-18	77-80	L	8-6-1	DNP	DNP	10-4-1	8-1-1
COLORADO	01-27-18	80-66	w	10-4-0	0-0-0	0-0-0	10-5-0	7-2-2
at Washington	02-01-18	64-68	L	10-14-1	DNP	DNP	9-3-0	16-1-2
at Washington State	02-04-18	88-78	w	21-9-0	DNP	DNP	2-1-0	5-5-3
USC	02-08-18	80-78	w	7-5-0	DNP	DNP	4-5-0	5-4-4
UCLA	02-10-18	88-79	w	8-5-0	0-0-0	0-0-0	2-5-0	17-4-4
ARIZONA	02-15-18	70-77	L	8-7-1	DNP	DNP	2-3-0	19-2-0
at Oregon	02-22-18	68-75	L	0-0-1	DNP	DNP	6-12-0	12-4-1
at Oregon State	2/24/18	75-79	L	8-9-2	DNP	DNP	7-5-0	12-2-0

**2017-18 @SunDevilHoops**  
**Arizona State Game-by-Game Highs (as of Feb 25, 2018)**  
**All games**

Opponent	Date	Score	Points	Rebounds	Assists	Steals	Blocked shots
IDAHO STATE	11-10-17	94-74	25-Evans II, Shannon	9-Holder, Tra	8-Holder, Tra	1-Holder, Tra Justice, Kodi Martin, Remy	3-Lake, De'Quon
SAN DIEGO STATE	11-14-17	90-68	24-Holder, Tra	15-White, Romello	6-Evans II, Shannon Holder, Tra	2-Martin, Remy Justice, Kodi Holder, Tra Evans II, Shannon	2-Justice, Kodi Lake, De'Quon
NORTHERN ARIZONA	11-17-17	97-62	25-White, Romello	12-Lake, De'Quon	8-Evans II, Shannon	4-Martin, Remy	2-White, Romello
UC IRVINE	11-19-17	99-78	35-Holder, Tra	11-White, Romello	7-Evans II, Shannon	2-Evans II, Shannon Justice, Kodi Holder, Tra	2-White, Romello
vs KANSAS ST	11-23-17	92-90	28-Justice, Kodi	10-Lake, De'Quon	4-Holder, Tra Evans II, Shannon	3-Evans II, Shannon	None
vs XAVIER	11-24-17	102-86	40-Holder, Tra	8-Lake, De'Quon	4-Evans II, Shannon Holder, Tra	3-Holder, Tra Martin, Remy	1-Shibel, Vitaliy
USF	12-02-17	75-57	16-White, Romello	13-White, Romello	4-Evans II, Shannon	2-Evans II, Shannon Martin, Remy	2-Lake, De'Quon
vs St John's	12-08-17	82-70	22-White, Romello	9-White, Romello	6-Evans II, Shannon	1-Evans II, Shannon	None
at Kansas	12-10-17	95-85	29-Holder, Tra	9-Justice, Kodi	7-Holder, Tra	5-Martin, Remy	3-Lake, De'Quon
VANDERBILT	12-17-17	76-64	25-Holder, Tra	13-Mitchell, Mickey	2-Mitchell, Mickey Holder, Tra Evans II, Shannon	2-Mitchell, Mickey Holder, Tra	2-White, Romello
LONGWOOD	12-19-17	95-61	20-Holder, Tra	9-Lake, De'Quon	9-Martin, Remy	6-Holder, Tra	2-Mitchell, Mickey
PACIFIC	12-22-17	104-65	21-Evans II, Shannon	9-Lake, De'Quon Mitchell, Mickey	6-Martin, Remy	1-Justice, Kodi Holder, Tra Shibel, Vitaliy	7-Lake, De'Quon
at Arizona	12-30-17	78-84	31-Holder, Tra	8-White, Romello	5-Evans II, Shannon	2-Evans II, Shannon Holder, Tra	1-Martin, Remy Mitchell, Mickey Lake, De'Quon
at Colorado	01-04-18	81-90	24-Holder, Tra	11-White, Romello	4-Mitchell, Mickey	3-Holder, Tra	1-Mitchell, Mickey White, Romello
at Utah	01-07-18	80-77	22-Evans II, Shannon	7-Holder, Tra	4-Martin, Remy	2-Justice, Kodi Mitchell, Mickey	2-Evans II, Shannon
OREGON	01-11-18	72-76	21-Justice, Kodi	6-White, Romello Mitchell, Mickey	5-Mitchell, Mickey	2-Mitchell, Mickey	1-Lake, De'Quon Mitchell, Mickey
OREGON STATE	01-13-18	77-75	22-Evans II, Shannon	6-Lake, De'Quon White, Romello Evans II, Shannon Holder, Tra	7-Evans II, Shannon	3-Justice, Kodi	3-Lake, De'Quon
at STANFORD	01-17-18	77-86	19-White, Romello	7-Mitchell, Mickey	5-Martin, Remy	2-Justice, Kodi	1-Lake, De'Quon Mitchell, Mickey Evans II, Shannon White, Romello
at California	01-20-18	81-73	13-Holder, Tra Martin, Remy	11-Mitchell, Mickey	5-Evans II, Shannon	1-Shibel, Vitaliy White, Romello	2-Lake, De'Quon Mitchell, Mickey
UTAH	01-25-18	77-80	23-Holder, Tra	10-Holder, Tra	4-Holder, Tra	2-Martin, Remy	1-Lake, De'Quon Justice, Kodi
COLORADO	01-27-18	80-66	22-Holder, Tra	5-Lake, De'Quon Holder, Tra Mitchell, Mickey	4-Mitchell, Mickey Holder, Tra	2-Holder, Tra Mitchell, Mickey Martin, Remy	2-White, Romello Lake, De'Quon
at Washington	02-01-18	64-68	16-Justice, Kodi	14-White, Romello	4-Holder, Tra	2-Evans II, Shannon	1-Evans II, Shannon Mitchell, Mickey Lake, De'Quon

**2017-18 @SunDevilHoops**  
**Arizona State Game-by-Game Highs (as of Feb 25, 2018)**  
**All games**

<b>Opponent</b>	<b>Date</b>	<b>Score</b>	<b>Points</b>	<b>Rebounds</b>	<b>Assists</b>	<b>Steals</b>	<b>Blocked shots</b>
at Washington State	02-04-18	88-78	23-Evans II, Shannon	9-White, Romello	5-Evans II, Shannon	5-Evans II, Shannon	1-White, Romello Shibel, Vitaliy
USC	02-08-18	80-78	22-Holder, Tra	5-White, Romello Lake, De'Quon	5-Martin, Remy	2-Evans II, Shannon Lake, De'Quon Martin, Remy	1-Lake, De'Quon
UCLA	02-10-18	88-79	23-Evans II, Shannon	7-Lawrence, Kimani	4-Justice, Kodi Holder, Tra	3-Lawrence, Kimani	2-White, Romello
ARIZONA	02-15-18	70-77	20-Holder, Tra	7-White, Romello	4-Holder, Tra	3-Mitchell, Mickey Evans II, Shannon	1-Evans II, Shannon Mitchell, Mickey White, Romello
at Oregon	02-22-18	68-75	25-Evans II, Shannon	12-Lake, De'Quon	5-Martin, Remy	1-Justice, Kodi	5-Lake, De'Quon
at Oregon State	2/24/18	75-79	23-Holder, Tra	9-White, Romello	2-Martin, Remy White, Romello Mitchell, Mickey	2-Justice, Kodi Evans II, Shannon	1-White, Romello



# 2017-18 @SUNDEVILHOOPS BOX SCORES GAMES 1-4

## Official Basketball Box Score -- Game Totals -- Final Statistics

### Idaho State vs Arizona State

11-10-17 8 p.m. MT at NED WULK COURT/WELLS FARGO ARENA--TEMPE

Idaho State 74 • 0-1

#	Player	Total		3-Ptr		Rebounds			PF	TP	A TO Blk Stl				Min
		FG-FGA	FG-FGA	FT-FTA	Off Def Tot	PF	TP	A TO Blk Stl							
35	INGRAM, Kyle	f	1-2	0-0	0-2	1	1	2	3	2	2	0	0	0	17
13	TOPALOVIC, Novak	c	6-11	0-0	1-2	2	4	6	3	13	4	2	0	0	25
01	LUZCANDO, Geno	g	3-5	2-2	2-4	1	1	2	5	10	2	3	0	2	29
15	BOYD, Brandon	g	2-9	0-4	3-4	0	1	1	1	7	1	2	0	2	22
25	CHIVICHYAN, Gary	g	3-10	2-8	0-0	1	2	3	3	8	2	0	0	1	25
11	NAKKEN, Erik		1-2	1-1	2-2	0	0	0	0	5	0	0	0	0	9
12	SUTTON, Lyle		0-1	0-1	0-0	0	0	0	1	0	1	0	0	0	5
22	MCCORD, Jacob		6-10	2-4	4-6	2	3	5	2	18	1	4	1	2	23
24	TRUMAN, Blake		2-3	1-1	0-0	0	2	2	0	5	1	0	0	0	15
32	DOWD, Sam		1-3	0-1	0-0	0	1	1	2	2	2	3	0	0	14
33	MOCSAN, Balint		1-3	1-2	1-2	0	4	4	0	4	1	0	0	0	16
	Team					1	2	3							
Totals			26-59	9-24	13-22	8	21	29	20	74	17	14	2	6	200
FG % 1st Half: 12-28 42.9%		2nd half: 14-31 45.2%		Game: 26-59 44.1%		Deadball									
3FG % 1st Half: 5-12 41.7%		2nd half: 4-12 33.3%		Game: 9-24 37.5%		Rebounds									
FT % 1st Half: 4-6 66.7%		2nd half: 9-16 56.3%		Game: 13-22 59.1%		5									

Arizona State 94 • 1-0

#	Player	Total		3-Ptr		Rebounds			PF	TP	A TO Blk Stl				Min
		FG-FGA	FG-FGA	FT-FTA	Off Def Tot	PF	TP	A TO Blk Stl							
10	Shibel, Vitaliy	f	1-2	0-1	2-2	1	7	8	5	4	4	2	1	0	23
35	Lake, De'Quon	f	8-10	0-0	8-14	5	3	8	2	24	0	1	3	0	28
00	Holder, Tra	g	6-15	2-8	4-4	3	6	9	4	18	8	2	0	1	34
11	Evans II, Shannon	g	9-19	5-13	2-2	1	3	4	3	25	3	1	0	0	37
44	Justice, Kodi	g	3-9	1-6	1-4	0	3	3	3	8	2	2	1	1	29
01	Martin, Remy		6-8	0-0	0-0	0	4	4	0	12	5	3	0	1	34
22	Witherill, Austin		1-2	1-2	0-0	1	1	2	0	3	0	0	0	0	13
24	Salzman, Jordan		0-0	0-0	0-0	0	0	0	0	0	0	0	0	0	1
25	Fogerty, Grant		0-0	0-0	0-0	0	0	0	1	0	0	0	0	0	1
	Team					1	2	3							
Totals			34-65	9-30	17-26	12	29	41	18	94	22	11	5	3	200
FG % 1st Half: 21-34 61.8%		2nd half: 13-31 41.9%		Game: 34-65 52.3%		Deadball									
3FG % 1st Half: 6-14 42.9%		2nd half: 3-16 18.8%		Game: 9-30 30.0%		Rebounds									
FT % 1st Half: 3-8 37.5%		2nd half: 14-18 77.8%		Game: 17-26 65.4%		7									

Officials: Bill Vinovich, Tom Nally, Juan Corral  
Technical fouls: Idaho State-None. Arizona State-None.

Attendance: 5697

ASU's next game is Tuesday, Nov. 14, vs. San Diego State at 7 p.m.

Score by periods			1st	2nd	Total	Points ISU ASU	In Paint 32 42	Off T/O 7 18	2nd Chance 12 16	Fast Break 7 10	Bench 34 15
Idaho State			33	41	74						
Arizona State			51	43	94						

Last FG - ISU 2nd-02:44, ASU 2nd-01:58.  
Largest lead - ISU by 4 1st-16:10, ASU by 27 2nd-16:53.

Score tied - 1 time.  
Lead changed - 1 time.

## Official Basketball Box Score -- Game Totals -- Final Statistics

### San Diego State vs Arizona State

11-14-17 7 p.m. MT at Tempe-Ned Wulk Court/Wells Fargo Arena

San Diego State 68 • 1-1

#	Player	Total		3-Ptr		Rebounds			PF	TP	A TO Blk Stl				Min
		FG-FGA	FG-FGA	FT-FTA	Off Def Tot	PF	TP	A TO Blk Stl							
21	POPE, Malik	f	5-10	2-4	2-3	4	4	8	3	14	0	3	1	3	25
45	ROOKS, Kameron	c	1-1	0-0	0-0	1	0	1	3	2	0	1	0	0	10
00	WATSON, Devin	g	4-14	0-2	0-1	1	3	4	1	8	9	2	0	0	36
03	KELL, Trey	g	6-14	2-3	2-2	2	8	10	1	16	4	4	1	0	33
42	HEMSLEY, Jeremy	g	1-8	0-2	2-2	0	3	3	1	4	3	2	0	0	26
04	SOHKISH, Michael		0-1	0-1	0-0	0	0	0	0	0	0	0	0	0	1
05	MCDANIELS, Jalen		0-1	0-0	0-0	0	1	1	0	0	0	0	0	0	9
10	MONTANA, Max		5-8	4-6	1-2	0	2	2	2	15	1	1	0	1	21
11	MITCHELL, Matt		0-4	0-2	3-4	0	2	2	5	3	1	2	0	0	17
20	SCHAKEL, Jordan		1-2	0-1	0-0	0	3	3	0	2	0	0	0	0	8
24	NARAIN, Nolan		2-3	0-0	0-0	1	0	1	4	4	0	0	0	0	14
	Team					1	0	1							
Totals			25-66	8-21	10-14	10	26	36	20	68	18	15	2	4	200
FG % 1st Half: 16-36 44.4%		2nd half: 9-30 30.0%		Game: 25-66 37.9%		Deadball									
3FG % 1st Half: 6-12 50.0%		2nd half: 2-9 22.2%		Game: 8-21 38.1%		Rebounds									
FT % 1st Half: 2-2 100.0		2nd half: 8-12 66.7%		Game: 10-14 71.4%		1									

Arizona State 90 • 2-0

#	Player	Total		3-Ptr		Rebounds			PF	TP	A TO Blk Stl				Min
		FG-FGA	FG-FGA	FT-FTA	Off Def Tot	PF	TP	A TO Blk Stl							
10	Shibel, Vitaliy	f	0-2	0-2	0-0	0	0	0	2	0	1	0	0	0	14
23	White, Romello	f	5-10	0-0	6-9	5	10	15	3	16	1	0	1	1	32
00	Holder, Tra	g	7-14	4-9	6-7	0	8	8	3	24	6	2	0	2	36
11	Evans II, Shannon	g	4-9	1-4	5-6	0	6	6	2	14	6	1	0	2	36
44	Justice, Kodi	g	4-7	1-3	0-0	0	1	1	0	9	0	2	2	2	32
01	Martin, Remy		4-12	2-7	2-2	0	3	3	2	12	3	1	0	2	33
22	Witherill, Austin		0-0	0-0	0-0	0	1	1	0	0	0	0	0	0	1
25	Fogerty, Grant		0-0	0-0	0-0	0	0	0	0	0	0	0	0	0	1
35	Lake, De'Quon		7-7	0-0	1-1	3	4	7	5	15	1	0	2	0	15
	Team					0	1	1							
Totals			31-61	8-25	20-25	8	34	42	17	90	18	12	5	9	200
FG % 1st Half: 11-31 35.5%		2nd half: 20-30 66.7%		Game: 31-61 50.8%		Deadball									
3FG % 1st Half: 2-12 16.7%		2nd half: 6-13 46.2%		Game: 8-25 32.0%		Rebounds									
FT % 1st Half: 10-11 90.9%		2nd half: 10-11 90.9%		Game: 20-25 80.0%		1									

Officials: Randy McCall, David Hall, Eric Curry  
Technical fouls: San Diego State-None. Arizona State-None.  
Attendance: 6640  
ASU's next game is Friday, Nov. 17, vs. NAU at 6 p.m. on Pac-12 Arizona.

Score by periods			1st	2nd	Total	Points SDSU ASU	In Paint 3 42	Off T/O 3 13	2nd Chance 8 8	Fast Break 20 12	Bench 24 27
San Diego State			40	28	68						
Arizona State			34	56	90						

Last FG - SDSU 2nd-01:51, ASU 2nd-01:16.  
Largest lead - SDSU by 9 2nd-19:22, ASU by 26 2nd-04:56.

Score tied - 4 times.  
Lead changed - 5 times.

## Official Basketball Box Score -- Game Totals -- Final Statistics

### Northern Arizona vs Arizona State

11-17-17 6 p.m. MT at Ned Wulk Court/Wells Fargo Arena-Tempe

Northern Arizona 62 • 0-3

#	Player		Total			3-Ptr		Rebounds			PF	TP	A TO Blk Stl				Min
			FG-FGA	FG-FGA	FT-FTA	Off	Def	Tot	A	TO			Blk	Stl			
25	Brooks Debisschop	f	0-4	0-2	2-6	1	4	5	3	2	2	1	1	1	1	28	
33	Isaiah Thomas	f	4-6	0-0	1-2	4	5	9	4	9	0	2	2	0	0	20	
00	Torrey Johnson	g	2-12	0-7	4-4	2	2	4	2	8	1	3	0	0	0	32	
03	Gino Littles	g	3-6	1-3	0-0	0	4	4	1	7	2	3	0	0	0	25	
32	Chris Bowling	g	2-11	2-7	0-0	1	2	3	2	6	1	2	0	0	0	24	
02	Corey Brown		1-2	0-0	0-0	0	3	3	2	2	1	1	1	1	0	12	
04	JoJo Anderson		1-6	1-5	8-8	0	1	2	11	3	5	0	0	0	0	20	
10	Malcolm Allen		0-0	0-0	0-0	0	0	0	1	0	0	1	0	0	0	1	
14	Karl Harris		5-12	3-5	2-2	0	1	1	3	15	2	3	0	0	1	19	
23	Lenell Henry		0-0	0-0	0-0	0	1	1	2	0	0	2	0	0	0	8	
55	Ruben Fuamba		1-1	0-0	0-0	2	3	5	4	2	0	1	1	1	1	11	
Team						5	1	6									
Totals			19-60	7-29	17-22	15	27	42	26	62	12	24	5	4	0	200	
FG % 1st Half: 8-32			25.0%	2nd half: 11-28	39.3%	Game: 19-60			31.7%	Deadball							
3FG % 1st Half: 4-16			25.0%	2nd half: 3-13	23.1%	Game: 7-29			24.1%	Rebounds							
FT % 1st Half: 7-8			87.5%	2nd half: 10-14	71.4%	Game: 17-22			77.3%	4							

# 2017-18 @SUNDEVILHOOPS BOX SCORES GAMES 5-8

## Official Basketball Box Score -- Game Totals -- Final Statistics ARIZONA STATE vs KANSAS ST 11-23-17 4:30PM at ORLEANS ARENA,LAS VEGAS, NV

### ARIZONA STATE 92 • 5-0

#	Player	Total		3-Ptr		Rebounds			PF	TP	A	TO	Blk	Stl	Min
		FG-FGA	FG-FGA	FT-FTA	Off Def Tot										
00	Holder, Tra	* 2-8	1-3	6-8	1 3 4	2	11	4	2	0	2	0	2	3	37
10	Shibel, Vitaliy	* 1-2	1-2	0-0	1 1 2	4	3	2	3	0	0	0	0	0	7
11	Evans II, Shannon	* 4-15	3-9	3-4	0 1 1	2	14	4	3	0	3	0	3	38	
23	White, Romello	* 6-9	0-0	7-15	6 0 6	3	19	0	2	0	0	0	0	39	
44	Justice, Kodi	* 9-10	4-4	6-8	0 2 2	1	28	3	0	0	1	0	1	37	
01	Martin, Remy	2-2	0-0	2-4	0 0 0	4	6	0	1	0	0	0	0	13	
22	Witherill, Austin	0-0	0-0	0-0	0 0 0	0	0	0	0	0	0	0	0	0	
35	Lake, De'Quon	3-4	0-0	5-5	5 5 10	2	11	0	1	0	0	0	0	29	
Team					2 2 4										
Totals		27-50	9-18	29-44	15 14 29	18	92	13	12	0	6			200	

FG % 1st Half: 13-25 52.0% 2nd half: 14-25 56.0% Game: 27-50 54.0%  
3FG % 1st Half: 5-10 50.0% 2nd half: 4-8 50.0% Game: 9-18 50.0%  
FT % 1st Half: 11-13 84.6% 2nd half: 18-31 58.1% Game: 29-44 65.9%

### KANSAS ST 90 • 4-1

#	Player	Total		3-Ptr		Rebounds			PF	TP	A	TO	Blk	Stl	Min
		FG-FGA	FG-FGA	FT-FTA	Off Def Tot										
03	STOKES, K	* 7-10	7-10	2-2	1 0 1	3	23	5	3	0	1	31			
05	BROWN JR, B	* 10-19	4-9	3-4	2 2 4	4	27	0	2	0	1	38			
14	MAWEN, M	* 4-4	0-0	0-0	1 1 2	5	8	0	0	0	0	14			
20	SNEED, X	* 5-10	2-5	2-2	1 1 2	5	14	2	3	0	2	22			
32	WADE, D	* 2-6	1-3	0-1	2 3 5	4	5	7	1	2	1	30			
01	SALLAH, M	0-0	0-0	0-0	0 2 2	3	0	0	0	0	0	23			
02	DIARRA, C	2-3	0-1	0-0	0 1 1	3	4	2	6	0	0	19			
11	PATRICK, B	0-0	0-0	0-0	0 0 0	0	0	0	0	0	0	2			
23	WAINRIGHT, A	4-7	1-4	0-0	3 3 6	2	9	0	0	0	0	15			
34	STOCKARD III	0-0	0-0	0-0	0 0 0	3	0	0	1	0	0	6			
Team					1 3 4										
Totals		34-59	15-32	7-9	11 16 27	32	90	16	16	2	5	200			

FG % 1st Half: 17-27 63.0% 2nd half: 17-32 53.1% Game: 34-59 57.6%  
3FG % 1st Half: 8-16 50.0% 2nd half: 7-16 43.8% Game: 15-32 46.9%  
FT % 1st Half: 2-4 50.0% 2nd half: 5-5 100.0% Game: 7-9 77.8%

Officials: Tommy Nunez, Billy McCarthy, John St. Clair  
Technical fouls: ARIZONA STATE-None. KANSAS ST-None.  
Attendance: 3245

Score by periods	1st	2nd	Total			In	Off	2nd	Fast	Bench
ARIZONA STATE	42	50	92	Points	Paint	T/O	Chance	Break		
KANSAS ST	44	46	90	ASU	28	20	20	0	17	
				KST	32	14	10	6	13	

Last FG - ASU 2nd-01:15, KST 2nd-00:32.  
Largest lead - ASU by 8 2nd-07:34, KST by 9 2nd-18:16.  
Score tied - 9 times.  
Lead changed - 9 times.

## Official Basketball Box Score -- Game Totals -- Final Statistics ARIZONA ST vs XAVIER 11-24-17 2:30PM at The Orleans Arena (Las Vegas, NV)

### ARIZONA ST 102 • 6-0

#	Player	Total		3-Ptr		Rebounds			PF	TP	A	TO	Blk	Stl	Min
		FG-FGA	FG-FGA	FT-FTA	Off Def Tot										
00	Holder, Tra	* 14-22	5-8	7-8	2 2 4	3	40	4	4	0	3	37			
10	Shibel, Vitaliy	* 0-1	0-1	0-0	0 2 2	4	0	0	0	1	0	14			
11	Evans II, Shannon	* 7-14	4-8	4-4	0 3 3	2	22	4	1	0	2	37			
23	White, Romello	* 0-1	0-0	4-4	1 4 5	4	4	0	1	0	0	18			
44	Justice, Kodi	* 5-9	4-8	2-2	1 1 2	0	16	1	2	0	1	38			
01	Martin, Remy	4-8	0-2	5-5	0 2 2	3	13	2	1	0	3	32			
22	Witherill, Austin	0-0	0-0	0-0	0 0 0	0	0	0	0	0	0	1			
25	Fogerty, Grant	0-0	0-0	0-0	0 0 0	0	0	0	0	0	0	1			
35	Lake, De'Quon	3-4	0-0	1-2	2 6 8	4	7	0	1	0	0	22			
Team					1 2 3										
Totals		33-59	13-27	23-25	7 22 29	20	102	11	10	1	9	200			

FG % 1st Half: 15-31 48.4% 2nd half: 18-28 64.3% Game: 33-59 55.9%  
3FG % 1st Half: 6-15 40.0% 2nd half: 7-12 58.3% Game: 13-27 48.1%  
FT % 1st Half: 8-9 88.9% 2nd half: 15-16 93.8% Game: 23-25 92.0%

### XAVIER 86 • 5-1

#	Player	Total		3-Ptr		Rebounds			PF	TP	A	TO	Blk	Stl	Min
		FG-FGA	FG-FGA	FT-FTA	Off Def Tot										
00	JONES, Tyrique	* 4-5	0-0	0-0	0 3 3	3	8	0	0	0	0	17			
03	GOODIN, Quentin	* 1-6	0-1	2-2	0 2 2	4	4	6	2	0	0	27			
05	BLUIETT, Trevon	* 4-10	2-6	1-3	0 3 3	3	11	6	3	0	1	37			
22	GATES, Kaiser	* 3-7	3-7	0-0	0 2 2	3	9	1	0	0	0	24			
55	MACURA, J.P.	* 7-11	3-6	6-7	2 3 5	3	23	2	2	0	1	35			
01	SCRUGGS, Paul	0-1	0-0	4-4	0 1 1	1	4	0	3	0	0	14			
04	HARDEN, Elias	0-0	0-0	0-0	0 0 0	0	0	0	1	0	0	6			
11	KANTER, Kerem	6-6	0-0	0-0	1 2 3	3	12	1	0	0	0	13			
13	MARSHALL, Naji	3-5	0-0	3-4	1 4 5	0	9	0	0	0	0	18			
54	O'MARA, Sean	2-3	0-0	2-3	1 0 1	1	6	0	2	1	0	12			
Team					1 0 1										
Totals		30-54	8-20	18-23	6 20 26	21	86	16	13	1	2	200			

FG % 1st Half: 18-32 56.3% 2nd half: 12-22 54.5% Game: 30-54 55.6%  
3FG % 1st Half: 4-12 33.3% 2nd half: 4-8 50.0% Game: 8-20 40.0%  
FT % 1st Half: 6-9 85.7% 2nd half: 12-16 75.0% Game: 18-23 78.3%

Officials: Tommy Nunez, Tim Comer, John St. Clair  
Technical fouls: ARIZONA ST-Holder, Tra. XAVIER-BLUIETT, Trevon.  
Attendance: 3325  
Xavier entered game ranked No. 15 by Associated Press.  
Sun Devils first exempt tournament win since 1994 Maui Invitational.

Score by periods	1st	2nd	Total			In	Off	2nd	Fast	Bench
ARIZONA ST	44	58	102	Points	Paint	T/O	Chance	Break		
XAVIER	46	40	86	ASU	34	22	11	9	20	
				XU	44	13	8	8	31	

Last FG - ASU 2nd-01:15, XU 2nd-00:17.  
Largest lead - ASU by 23 2nd-02:54, XU by 15 1st-03:16.  
Score tied - 6 times.  
Lead changed - 9 times.

## Official Basketball Box Score -- Game Totals -- Final Statistics USF vs Arizona State 12-02-17 7 p.m. MT at Ned Wulk Court/Wells Fargo Arena-Tempe

### USF 57 • 3-3

#	Player	Total		3-Ptr		Rebounds			PF	TP	A	TO	Blk	Stl	Min
		FG-FGA	FG-FGA	FT-FTA	Off Def Tot										
10	MCCARTHY, Matt	f 0-5	0-1	0-0	1 0 1	3	0	1	1	0	0	19			
15	RENFRO, Nate	f 1-2	1-2	0-0	2 1 3	2	3	2	3	1	0	17			
22	FOSTER, Chase	f 0-9	0-5	0-0	5 5 10	2	0	2	1	0	1	23			
01	BOUYEA, Jamarree	g 2-9	0-4	2-4	0 2 2	4	6	3	3	1	4	30			
25	RATINHO, Jordan	g 6-16	3-11	5-5	2 3 5	3	20	2	1	0	0	34			
02	FERRARI, Frankie	4-8	3-7	0-0	0 3 3	5	11	1	1	0	0	21			
05	LULL, Jimbo	0-0	0-0	0-1	1 0 1	1	0	1	0	0	0	4			
11	RAITANEN, Remu	3-7	2-4	2-2	0 2 2	0	10	0	1	0	1	20			
31	POULSEN, Erik	2-7	2-6	0-0	2 1 3	5	6	0	1	2	0	15			
34	JURKATAMM, Taavi	0-0	0-0	0-0	0 1 1	5	0	0	1	0	0	7			
44	LOEW, Nick	0-0	0-0	0-0	0 0 0	0	0	0	0	0	0	2			
45	DJORDJEVIC, Mladen	0-0	0-0	1-2	0 0 0	0	1	0	1	0	0	8			
Team					1 2 3										
Totals		18-63	11-40	10-14	14 20 34	30	57	12	14	4	6	200			

FG % 1st Half: 9-32 28.1% 2nd half: 9-31 29.0% Game: 18-63 28.6%  
3FG % 1st Half: 5-19 26.3% 2nd half: 6-21 28.6% Game: 11-40 27.5%  
FT % 1st Half: 2-2 100.0% 2nd half: 8-12 66.7% Game: 10-14 71.4%

### Arizona State 75 • 7-0

#	Player	Total		3-Ptr		Rebounds			PF	TP	A	TO	Blk	Stl	Min
		FG-FGA	FG-FGA	FT-FTA	Off	Def	Tot								
10	Shibel, Vitaliy	f	1-3	1-3	1-2	1	4	5	3	4	0	1	1	0	21
23	White, Romello	f	4-5	0-0	8-16	6	7	13	1	16	0	3	1	0	27
00	Holder, Tra	g	3-10	1-3	8-8	1	5	6	3	15	3	2	0	1	33
11	Evans II, Shannon	g	4-12	0-3	6-6	2	6	8	3	14	4	2	0	2	34
44	Justice, Kodi	g	5-10	2-4	0-0	0	4	4	1	12	2	2	0	1	34
01	Martin, Remy		5-8	0-0	2-2	0	3	3	3	12	1	4	0	2	28
22	Witherill, Austin		0-0	0-0	0-0	0	0	0	0	0	0	0	0	0	1
25	Fogerty, Grant		0-0	0-0	0-0	0	0	0	0	1	0	0	0	0	1
35	Lake, De'Quon		1-2	0-0	0-2	3	1	4	3	2	0	0	2	0	21
	Team					0	3	3							
	Totals		23-50	4-13	25-36	13	33	46	16	75	10	14	4	6	200

# 2017-18 @SUNDEVILHOOPS BOX SCORES GAMES 9-12

## Official Basketball Box Score -- Game Totals -- Final Statistics Arizona State vs Kansas 12-10-17 1:01pm at Lawrence, Kan. (Allen Fieldhouse)

### Arizona State 95 • 9-0

#	Player	Total		3-Ptr		Rebounds			PF	TP	A TO Blk Stl					Min
		FG-FGA	FG-FGA	FT-FTA	FT-FTA	Off	Def	Tot			A	TO	Blk	Stl		
10	Shibel, Vitaliy	f	1-1	1-1	0-0	0	1	1	1	3	0	1	0	0		13
23	White, Romello	f	6-11	0-0	1-1	1	6	7	1	13	1	2	0	0		32
00	Holder, Tra	g	8-16	4-7	9-12	0	3	3	3	29	7	3	0	0		40-
11	Evans II, Shannon	g	8-14	5-9	1-2	0	1	1	1	22	5	0	0	2		36
44	Justice, Kodi	g	2-10	2-9	1-2	1	8	9	3	7	1	1	0	2		35
01	Martin, Remy		8-11	2-2	3-3	1	1	2	2	21	2	1	0	5		32
03	Mitchell, Mickey		0-1	0-0	0-0	0	0	0	1	0	1	1	0	0		6
35	Lake, De'Quon		0-1	0-0	0-0	0	3	3	1	0	0	0	3	0		6
Team						5	2	7			1					
Totals			33-65	14-28	15-20	8	25	33	13	95	17	10	3	9		200
FG % 1st Half: 14-32 43.8% 2nd half: 19-33 57.6% Game: 33-65 50.8% Deadball Rebounds 3,1																
3FG % 1st Half: 7-14 50.0% 2nd half: 7-14 50.0% Game: 14-28 50.0%																
FT % 1st Half: 2-2 100.0 2nd half: 13-18 72.2% Game: 15-20 75.0%																

### Kansas 85 • 7-2

#	Player	Total		3-Ptr		Rebounds			PF	TP	A TO Blk Stl					Min
		FG-FGA	FG-FGA	FT-FTA	FT-FTA	Off	Def	Tot			A	TO	Blk	Stl		
35	Azubuike, Udoka	c	6-7	0-0	1-1	3	6	9	2	13	1	2	2	0		22
02	Vick, Lagerald	g	11-15	3-6	0-0	2	5	7	1	25	2	2	0	1		39
04	Graham, Devonte'	g	7-16	5-11	0-0	0	4	4	4	19	8	4	0	3		39
10	Mykhailiuk, Svi	g	3-14	3-11	5-6	1	2	3	4	14	6	4	1	0		34
14	Newman, Malik	g	5-12	3-8	0-0	0	5	5	2	13	2	2	0	2		33
00	Garrett, Marcus		0-2	0-2	0-0	0	1	1	3	0	0	0	0	0		15
44	Lightfoot, Mitch		0-1	0-0	1-2	2	3	5	0	1	0	3	2	0		18
Team						2	0	2								
Totals			32-67	14-38	7-9	10	26	36	16	85	19	16	5	6		200
FG % 1st Half: 16-33 48.5% 2nd half: 16-34 47.1% Game: 32-67 47.8% Deadball Rebounds 1																
3FG % 1st Half: 7-18 38.9% 2nd half: 7-20 35.0% Game: 14-38 36.8%																
FT % 1st Half: 1-1 100.0 2nd half: 6-8 75.0% Game: 7-9 77.8%																

Officials: Gerry Pollard, Keith Kimble, Chris Rastatter  
Technical fouls: Arizona State=None. Kansas=None.  
Attendance: 16300  
Kansas enters game ranked No. 2 by Associated Press while ASU No. 16.

Score by periods	1st	2nd	Total
Arizona State	37	58	95
Kansas	40	45	85

Last FG - ASU 2nd-02:27, KU 2nd-00:59.  
Largest lead - ASU by 14 2nd-09:45, KU by 13 1st-16:39.

Score tied - 2 times.  
Lead changed - 1 time.

## Official Basketball Box Score -- Game Totals -- Final Statistics Vanderbilt vs Arizona State 12-17-17 Noon MT at Ned Wulk Court/Wells Fargo Arena-Tempe

### Vanderbilt 64 • 3-7

#	Player	Total		3-Ptr		Rebounds			PF	TP	A TO Blk Stl					Min
		FG-FGA	FG-FGA	FT-FTA	FT-FTA	Off	Def	Tot			A	TO	Blk	Stl		
02	TOYE, Joe	f	6-18	2-11	0-0	2	0	2	3	14	1	3	1	0		33
11	ROBERSON, Jeff	f	1-7	0-2	5-5	2	5	7	4	7	0	2	0	0		32
00	LEE, Saben	g	9-14	1-4	5-9	2	3	5	3	24	6	2	0	4		38
05	FISHER-DAVIS, M.	g	1-10	0-8	0-0	2	6	8	3	2	3	2	1	3		33
13	LACHANCE, Riley	g	1-8	1-4	0-0	0	3	3	3	3	0	0	0	0		27
01	WILLIS, Payton		1-2	0-0	1-1	0	0	0	2	3	0	1	0	0		11
03	AUSTIN, JR., Larry		2-3	0-0	2-2	1	0	1	2	6	0	0	0	0		13
10	EVANS, Maxwell		0-2	0-2	0-0	0	1	1	0	0	0	0	0	0		4
15	BROWN, Clevon		2-4	0-0	1-2	1	1	2	2	5	0	1	0	0		9
Team						6	2	8			4					
Totals			23-68	4-31	14-19	16	21	37	23	64	10	15	2	7		200
FG % 1st Half: 11-32 34.4% 2nd half: 12-36 33.3% Game: 23-68 33.8% Deadball Rebounds 1																
3FG % 1st Half: 3-14 21.4% 2nd half: 1-17 5.9% Game: 4-31 12.9%																
FT % 1st Half: 4-6 66.7% 2nd half: 10-13 76.9% Game: 14-19 73.7%																

### Arizona State 76 • 10-0

#	Player	Total		3-Ptr		Rebounds			PF	TP	A TO Blk Stl					Min
		FG-FGA	FG-FGA	FT-FTA	FT-FTA	Off	Def	Tot			A	TO	Blk	Stl		
10	Shibel, Vitaliy	f	1-3	0-2	1-2	0	3	3	3	3	0	1	1	0		19
23	White, Romello	f	6-8	0-0	0-2	8	1	9	5	12	1	5	2	0		18
00	Holder, Tra	g	6-15	2-6	11-11	1	4	5	1	25	2	4	0	2		37
11	Evans II, Shannon	g	4-12	2-9	5-6	0	5	5	2	15	2	0	0	0		34
44	Justice, Kodi	g	2-7	1-5	2-2	0	4	4	1	7	0	1	0	0		34
01	Martin, Remy		3-8	0-1	0-0	1	2	3	3	6	0	3	1	0		26
03	Mitchell, Mickey		3-4	0-0	2-5	4	9	13	4	8	2	1	0	2		23
22	Witherill, Austin		0-0	0-0	0-0	0	0	0	0	0	0	0	0	0		1
24	Salzman, Jordan		0-0	0-0	0-0	0	0	0	0	0	0	0	0	0		1
25	Fogerty, Grant		0-0	0-0	0-0	0	0	0	0	0	0	0	0	0		1
35	Lake, De'Quon		0-0	0-0	0-0	0	0	0	1	0	0	2	1	0		6
Team						1	4	5								
Totals			25-57	5-23	21-28	15	32	47	20	76	7	17	5	4		200
FG % 1st Half: 11-30 36.7% 2nd half: 14-27 51.9% Game: 25-57 43.9% Deadball Rebounds 4																
3FG % 1st Half: 2-11 18.2% 2nd half: 3-12 25.0% Game: 5-23 21.7%																
FT % 1st Half: 6-10 60.0% 2nd half: 15-18 83.3% Game: 21-28 75.0%																

Officials: Tony Padilla, David Hall, Michael Greenstein  
Technical fouls: Vanderbilt=TEAM. Arizona State=Martin, Remy.  
Attendance: 10797  
ASU enters game ranked fifth in the AP poll.  
9-0 record entering is tied for best start in ASU history.

Score by periods	1st	2nd	Total
Vanderbilt	29	35	64
Arizona State	30	46	76

Last FG - VU 2nd-00:13, ASU 2nd-02:32.  
Largest lead - VU by 13 1st-15:03, ASU by 20 2nd-13:30.

Score tied - 0 times.  
Lead changed - 1 time.

## Official Basketball Box Score -- Game Totals -- Final Statistics Longwood vs Arizona State 12-19-17 7 p.m. MT at Ned Wulk Court/Wells Fargo Arena-Tempe

### Longwood 61 • 3-9

#	Player	Total		3-Ptr		Rebounds			PF	TP	A TO Blk Stl					Min
		FG-FGA	FG-FGA	FT-FTA	FT-FTA	Off	Def	Tot			A	TO	Blk	Stl		
21	SMITH, JaShaun	f	2-9	1-4	0-1	0	2	2	4	5	0	1	1	0		29
34	GETER, Damarion	f	3-6	0-1	1-3	2	6	8	4	7	4	6	2	1		36
20	SHIELDS, Chris	f	3-9	0-2	1-2	2	3	5	2	7	0	4	0	1		24
02	ASHE, B.K.	g	4-14	3-7	3-4	0	6	6	4	14	1	5	0	1		34
03	CHAPMAN, Kamil	g	5-8	5-7	1-2	0	2	2	3	16	1	3	0	3		25
00	EZEANI, Dominic		0-0	0-0	0-0	0	0	0	0	0	1	0	0	0		1
11	MONTAGUE, Jahleem		1-4	0-0	0-0	1	2	3	2	2	0	1	0	0		9
23	FRANKLIN, Spencer		2-5	0-0	3-4	4	1	5	3	7	1	1	0	0		20
10	CINTRON, Jordan		1-2	0-0	1-4	1	3	4	3	3	3	5	0	1		22
Team						1	4	5								
Totals			21-57	9-21	10-20	11	29	40	25	61	11	26	3	7		200
FG % 1st Half: 12-31 38.7% 2nd half: 9-26 34.6% Game: 21-57 36.8% Deadball Rebounds 5																
3FG % 1st Half: 3-9 33.3% 2nd half: 6-12 50.0% Game: 9-21 42.9%																
FT % 1st Half: 3-5 60.0% 2nd half: 7-15 46.7% Game: 10-20 50.0%																

### Arizona State 95 • 11-0

||
||
||

# 2017-18 @SUNDEVILHOOPS BOX SCORES GAMES 13-16

## Official Basketball Box Score -- Game Totals -- Final Statistics Arizona State vs Arizona 12-30-17 7:00 p.m. at Olson Court, McKale Center

### Arizona State 78 • 12-1 (0-1 P-12)

#	Player	Total		3-Ptr		Rebounds			PF	TP	A TO Blk Stl				Min
		FG-FGA	FG-FGA	FT-FTA	FT-FTA	Off	Def	Tot			A	TO	Blk	Stl	
03	Mitchell, Mickey	f	4-11	0-1	2-3	2	5	7	4	10	2	1	1	1	30
23	White, Romello	f	1-2	0-0	0-2	4	4	8	5	2	0	0	0	0	18
00	Holder, Tra	g	6-12	4-8	15-16	2	3	5	2	31	1	4	0	2	36
11	Evans II, Shannon	g	3-14	0-6	1-1	1	5	6	2	7	5	4	0	2	35
44	Justice, Kodi	g	2-9	2-8	0-0	1	2	3	2	6	2	3	0	1	34
01	Martin, Remy	g	5-13	1-1	0-0	1	3	4	1	11	0	1	1	1	24
10	Shibel, Vitaliy	g	1-1	1-1	0-0	0	0	0	2	3	0	0	0	0	7
35	Lake, De'Quon	g	3-4	0-0	2-3	2	1	3	2	8	1	0	1	0	19
Team						3	0	3							
Totals			25-66	8-25	20-25	16	23	39	20	78	11	13	3	7	200
FG % 1st Half: 13-29 44.8% 2nd half: 12-37 32.4% Game: 25-66 37.9%															
3FG % 1st Half: 5-10 50.0% 2nd half: 3-15 20.0% Game: 8-25 32.0%															
FT % 1st Half: 6-6 100.0 2nd half: 14-19 73.7% Game: 20-25 80.0%															
															Deadball Rebounds 2,1

### Arizona 84 • 11-3 (1-0 P-12)

#	Player	Total		3-Ptr		Rebounds			PF	TP	A TO Blk Stl				Min
		FG-FGA	FG-FGA	FT-FTA	FT-FTA	Off	Def	Tot			A	TO	Blk	Stl	
13	Ayton, Deandre	f	9-14	0-0	5-7	6	13	19	2	23	3	6	3	1	35
14	Ristic, Dusan	c	5-9	0-0	2-3	1	3	4	4	12	0	1	1	1	26
00	Jackson-Cartwright,P	g	2-7	1-4	0-0	0	1	1	2	5	6	1	0	1	33
01	Alkins, Rawle	g	3-7	0-1	1-1	2	5	7	3	7	3	5	0	1	33
35	Trier, Allonzo	g	5-15	3-8	10-10	0	2	2	2	23	4	0	0	0	35
03	Smith, Dylan	g	3-6	3-5	0-0	0	0	0	2	9	1	2	0	0	12
25	Randolph, Brandon	g	1-2	1-2	2-2	0	0	0	2	5	1	0	0	0	12
11	Lee, Ira	g	0-2	0-0	0-0	0	2	2	2	0	0	0	0	0	8
27	Barcello, Alex	g	0-0	0-0	0-0	0	1	1	1	0	0	1	0	0	6
Team						4	0	4							
Totals			28-62	8-20	20-23	13	27	40	20	84	18	16	4	4	200
FG % 1st Half: 13-35 37.1% 2nd half: 15-27 55.6% Game: 28-62 45.2%															
3FG % 1st Half: 5-13 38.5% 2nd half: 3-7 42.9% Game: 8-20 40.0%															
FT % 1st Half: 8-9 88.9% 2nd half: 12-14 85.7% Game: 20-23 87.0%															
															Deadball Rebounds 0,1

Officials: Dave Hall, Kevin Brill, Eric Curry

Technical fouls: Arizona State-Evans II, Shannon. Arizona-Ayton, Deandre.

Attendance: 14644

Fouled Out - ASU White 4:50 2H

TV: Pac-12 Networks

Score by periods	1st	2nd	Total
Arizona State	37	41	78
Arizona	39	45	84

	In	Off	2nd	Fast	Bench
Points	Paint	T/O	Chance	Break	
ASU	26	21	11	19	22
ARIZ	28	16	13	12	14

Last FG - ASU 2nd-01:19, ARIZ 2nd-00:11.

Largest lead - ASU by 5 1st-02:12, ARIZ by 12 2nd-10:55.

Score tied - 6 times.  
Lead changed - 6 times.

## Official Basketball Box Score -- Game Totals -- Final Statistics Arizona State vs Colorado 01-04-18 6:30 p.m. at Boulder, Colo. (Coors Events Center)

### Arizona State 81 • 12-2, 0-2 Pac-12

#	Player	Total		3-Ptr		Rebounds			PF	TP	A TO Blk Stl				Min
		FG-FGA	FG-FGA	FT-FTA	FT-FTA	Off	Def	Tot			A	TO	Blk	Stl	
03	Mitchell, Mickey	f	3-4	0-0	2-3	4	6	10	5	8	4	1	1	0	32
23	White, Romello	f	5-12	0-0	0-2	3	8	11	3	10	1	1	1	0	31
00	Holder, Tra	g	8-20	2-9	6-7	1	1	2	5	24	1	3	0	3	41
11	Evans II, Shannon	g	3-14	0-8	5-6	0	2	2	3	11	2	0	0	1	41
44	Justice, Kodi	g	4-12	4-10	4-4	0	2	2	4	16	2	0	0	1	38
01	Martin, Remy	g	4-12	3-5	0-0	1	2	3	0	11	1	1	0	0	21
10	Shibel, Vitaliy	g	0-2	0-2	0-0	1	2	3	1	0	0	0	0	0	7
14	Lawrence, Kimani	g	0-0	0-0	1-2	0	1	1	3	1	0	0	0	0	4
35	Lake, De'Quon	g	0-0	0-0	0-0	2	4	6	3	0	0	0	0	0	10
Team						1	0	1							
Totals			27-76	9-34	18-24	13	28	41	27	81	11	7	2	5	225
FG % 1st Half: 13-34 38.2% 2nd half: 12-35 34.3% OT: 2-7 28.6% Game: 27-76 35.5%															
3FG % 1st Half: 5-15 33.3% 2nd half: 3-14 21.4% OT: 1-5 20.0% Game: 9-34 26.5%															
FT % 1st Half: 3-3 100.0 2nd half: 13-17 76.5% OT: 2-4 50.0% Game: 18-24 75.0%															
															Deadball Rebounds 5

### Colorado 90 • 9-6, 1-2 Pac-12

#	Player	Total		3-Ptr		Rebounds			PF	TP	A TO Blk Stl				Min
		FG-FGA	FG-FGA	FT-FTA	FT-FTA	Off	Def	Tot			A	TO	Blk	Stl	
01	Bey, Tyler	f	2-2	0-0	4-5	1	7	8	0	8	0	1	1	0	19
35	Walton, Dallas	f	0-4	0-1	2-5	2	5	7	3	2	1	2	3	0	19
05	Brown, Deleon	g	2-5	0-2	1-2	0	3	3	2	5	0	0	0	0	25
24	King, George	g	5-13	4-9	4-6	2	7	9	3	18	2	2	2	0	34
25	Wright, McKinley	g	8-15	0-3	3-4	3	0	3	2	19	5	5	0	2	37
00	Schwartz, D'Shawn	g	0-1	0-0	0-0	0	0	0	0	0	0	0	0	0	4
11	Nikolic, Lazar	g	0-1	0-1	1-2	1	2	3	3	1	1	1	0	0	15
13	Wright, Namon	g	7-12	2-3	3-4	0	7	7	3	19	1	0	0	0	31
15	Collier, Dominique	g	4-7	3-5	0-0	0	3	3	2	11	6	1	0	1	25
23	Siewert, Lucas	g	1-3	1-2	4-4	0	0	0	2	7	0	0	0	0	16
Team						2	3	5							
Totals			29-63	10-26	22-32	11	37	48	20	90	16	14	6	3	225
FG % 1st Half: 9-27 33.3% 2nd half: 16-29 55.2% OT: 4-7 57.1% Game: 29-63 46.0%															
3FG % 1st Half: 3-12 25.0% 2nd half: 6-12 50.0% OT: 1-2 50.0% Game: 10-26 38.5%															
FT % 1st Half: 8-11 72.7% 2nd half: 7-12 58.3% OT: 7-9 77.8% Game: 22-32 68.8%															
															Deadball Rebounds 5

Officials: Randy McCall, Tom O'Neill, Rick Randall

Technical fouls: Arizona State-None. Colorado-None.

Attendance: 7740

Arizona State ranked #4 AP/#6 Coaches

Arizona State #3 fouled out with 41.9 seconds left in overtime

Arizona state #00 Fouled out with 24.3 seconds left in overtime

Score by periods	1st	2nd	OT	Total
Arizona State	34	40	7	81
Colorado	29	45	16	90

	In	Off	2nd	Fast	Bench
Points	Paint	T/O	Chance	Break	
ASU	34	16	9	5	12
COLO	36	9	17	9	38

Last FG - ASU OT-00:55, COLO OT-01:02.

Largest lead - ASU by 12 1st-15:03, COLO by 9 OT-00:24.

Score tied - 1 time.  
Lead changed - 1 time.

## Official Basketball Box Score -- Game Totals -- Final Statistics Arizona State vs Utah 01-07-18 6:05 p.m. at Salt Lake City, Utah (Huntsman Center)

### Arizona State 80 • 13-2, 1-2

#	Player		Total		3-Ptr		Rebounds			PF	TP	A TO Blk Stl				Min
			FG-FGA	FG-FGA	FT-FTA	Off	Def	Tot	A			TO	Blk	Stl		
03	Mitchell, Mickey	f	2-4	0-1	2-2	1	3	4	4	6	0	3	0	2	29	
23	White, Romello	f	1-3	0-0	1-1	0	1	1	5	3	0	1	0	0	6	
00	Holder, Tra	g	3-10	2-4	3-3	3	4	7	2	11	3	1	0	0	36	
11	Evans II, Shannon	g	5-12	5-7	7-8	1	5	6	4	22	3	3	2	0	33	
44	Justice, Kodi	g	9-15	1-6	1-2	1	0	1	3	20	1	3	0	2	31	
01	Martin, Remy	g	3-7	0-4	5-6	0	1	1	3	11	4	2	0	1	28	
10	Shibel, Vitaliy	g	0-0	0-0	0-0	0	1	1	5	0	0	0	0	0	7	
14	Lawrence, Kimani	g	4-4	0-2	1-1	1	2	3	0	3	0	0	0	0	13	
35	Lake, De'Quon	2-3	0-0	0-0	0-0	3	1	4	5	4	0	0	0	0	17	
	Team					2	2	4								
Totals			26-58	8-24	20-23	12	20	32	31	80	11	13	2	5	200	
FG % 1st Half: 14-32			43.8%	2nd half: 12-26	46.2%	Game: 26-58			44.8%						Deadball Rebounds 1	
3FG % 1st Half: 3-11			27.3%	2nd half: 5-13	38.5%	Game: 8-24			33.3%							
FT % 1st Half: 4-5			80.0%	2nd half: 16-18	88.9%	Game: 20-23			87.0%							



# 2017-18 @SUNDEVILHOOPS BOX SCORES GAME 17-20

**Official Basketball Box Score -- Game Totals -- Final Statistics**  
**Oregon State vs Arizona State**  
**01-13-18 4 p.m. MT at Tempe-Ned Wulk Court/Wells Fargo Arena**

**Oregon State 75 • 10-7; 2-3**

#	Player	Total		3-Ptr		Rebounds			PF	TP	A TO Blk Stl					Min
		FG	FGA	FG	FGA	FT	FTA	Off Def Tot			A	TO	Blk	Stl		
03	Tinkle, Tres	f	6-16	2-7	4-4	4	6	10	2	18	4	4	0	1		38
12	Eubanks, Drew	f	5-8	0-0	1-2	3	3	6	3	11	4	2	1	1		37
23	Berger, Seth	f	3-4	1-2	0-0	2	6	8	1	7	1	0	0	0		18
01	Thompson Jr, Stephen	g	8-17	5-10	0-0	0	3	3	3	21	3	2	0	2		33
05	Thompson, Ethan	g	4-11	2-5	1-3	3	1	4	4	11	7	5	0	1		34
02	Stacy, Ronnie		1-2	0-0	0-0	1	0	1	3	2	0	0	0	0		11
04	Hollins, Alfred		1-2	0-0	0-0	0	2	2	0	2	0	0	0	0		13
11	Reichle, Zach		0-3	0-1	0-0	0	0	0	1	0	0	0	0	0		7
23	Rakocevic, Gligorije		0-0	0-0	0-0	0	0	0	2	0	1	0	0	0		3
24	Manuel, Kendal		1-2	1-1	0-0	0	0	0	2	3	1	0	0	0		6
Team						1	2	3			1					
Totals			29-65	11-26	6-9	14	23	37	21	75	21	14	1	5		200
FG % 1st Half: 15-35 42.9% 2nd half: 14-30 46.7% Game: 29-65 44.6% Deadball Rebounds 2																
3FG % 1st Half: 4-12 33.3% 2nd half: 7-14 50.0% Game: 11-26 42.3%																
FT % 1st Half: 0-0 0.0% 2nd half: 6-9 66.7% Game: 6-9 66.3%																

**Arizona State 77 • 14-3; 2-3**

#	Player	Total		3-Ptr		Rebounds			PF	TP	A TO Blk Stl					Min
		FG	FGA	FG	FGA	FT	FTA	Off Def Tot			A	TO	Blk	Stl		
03	Mitchell, Mickey	f	1-1	0-0	2-2	0	2	2	2	4	0	3	0	0		10
23	White, Romello	c	2-4	0-0	2-4	4	2	6	3	6	0	2	1	0		15
00	Holder, Tra	g	1-9	0-2	2-2	0	6	6	2	4	2	4	0	2		30
11	Evans II, Shannon	g	7-11	3-4	5-6	1	5	6	0	22	7	1	0	2		37
44	Justice, Kodi	g	5-11	4-8	0-0	1	1	2	1	14	3	1	0	3		34
01	Martin, Remy		4-8	0-1	4-7	1	2	3	0	12	3	0	0	0		22
10	Shibel, Vitaliy		0-0	0-0	0-0	0	1	1	2	0	0	0	0	0		10
14	Lawrence, Kimani		2-5	0-1	0-0	0	1	1	2	4	0	0	1	0		18
35	Lake, De'Quon		5-8	0-0	1-1	3	3	6	1	11	0	1	3	1		24
Team						0	0	0								
Totals			27-57	7-16	16-22	10	23	33	13	77	15	12	5	8		200
FG % 1st Half: 12-29 41.4% 2nd half: 15-28 53.6% Game: 27-57 47.4% Deadball Rebounds 3																
3FG % 1st Half: 3-9 33.3% 2nd half: 4-7 57.1% Game: 7-16 43.8%																
FT % 1st Half: 6-9 66.7% 2nd half: 10-13 76.9% Game: 16-22 72.7%																

Officials: Mike Reed, Michael Irving, Tom Nally  
Technical fouls: Oregon State-None. Arizona State-None.  
Attendance: 13459  
ASU's next game is Wednesday, Jan. 17, at Stanford (8 p.m. PT)

Score by periods	1st	2nd	Total
Oregon State	34	41	75
Arizona State	33	44	77

Last FG - OSU 2nd-00:09, ASU 2nd-00:44.  
Largest lead - OSU by 13 2nd-11:32, ASU by 5 1st-10:03.

Score tied - 5 times.  
Lead changed - 11 times.

**Official Basketball Box Score -- Game Totals -- Final Statistics**  
**ARIZONA STATE vs STANFORD**  
**01-17-18 8:00 p.m. at Stanford, Calif. (Maples Pavilion)**

**ARIZONA STATE 77 • 14-4, 2-4**

#	Player	Total		3-Ptr		Rebounds			PF	TP	A TO Blk Stl					Min
		FG	FGA	FG	FGA	FT	FTA	Off Def Tot			A	TO	Blk	Stl		
03	Mitchell, Mickey	f	3-8	2-3	1-2	3	4	7	0	9	2	1	1	0		33
23	White, Romello	f	4-6	0-0	11-14	1	4	5	3	19	0	2	1	1		30
00	Holder, Tra	g	3-14	1-6	2-2	0	2	2	4	9	3	0	0	0		33
11	Evans II, Shannon	g	5-12	2-7	1-3	0	1	1	5	13	2	3	1	1		26
44	Justice, Kodi	g	6-9	2-2	0-0	0	2	2	3	14	1	1	0	2		29
01	Martin, Remy		4-8	1-2	2-4	0	3	3	0	11	5	0	0	1		26
10	Shibel, Vitaliy		0-1	0-1	0-0	0	0	0	1	0	1	0	0	0		4
14	Lawrence, Kimani		0-2	0-0	0-0	1	2	3	0	0	0	1	0	0		8
35	Lake, De'Quon		1-1	0-0	0-0	0	3	3	5	2	0	0	1	0		11
Team						2	2	4								
Totals			26-61	8-21	17-25	7	23	30	21	77	14	8	4	5		200
FG % 1st Half: 13-31 41.9% 2nd half: 13-30 43.3% Game: 26-61 42.6% Deadball Rebounds 5																
3FG % 1st Half: 3-8 37.5% 2nd half: 5-13 38.5% Game: 8-21 38.1%																
FT % 1st Half: 6-10 60.0% 2nd half: 11-15 73.3% Game: 17-25 68.0%																

**STANFORD 86 • 11-8, 5-1**

#	Player	Total		3-Ptr		Rebounds			PF	TP	A TO Blk Stl					Min
		FG	FGA	FG	FGA	FT	FTA	Off Def Tot			A	TO	Blk	Stl		
00	Okpala, KZ	f	1-8	0-1	2-4	1	3	4	3	4	5	2	1	0		34
10	Humphrey, Michael	f	2-4	0-2	0-3	1	4	5	3	4	1	1	0	0		14
22	Travis, Reid	f	7-16	3-6	1-5	4	6	10	2	18	3	0	1	0		36
01	Davis, Daejon	g	4-10	0-1	5-5	0	5	5	1	13	8	4	0	3		40
11	Pickens, Dorian	g	7-14	3-7	2-2	1	4	5	1	19	3	2	0	0		40
13	Da Silva, Oscar		4-4	2-2	4-6	1	6	7	4	14	1	0	1	0		18
20	Sharma, Josh		7-7	0-0	0-0	3	1	4	3	14	0	2	2	0		18
Team						2	2	4								
Totals			32-63	8-19	14-25	13	31	44	17	86	21	13	5	3		200
FG % 1st Half: 15-32 46.9% 2nd half: 17-31 54.8% Game: 32-63 50.8% Deadball Rebounds 6																
3FG % 1st Half: 6-11 54.5% 2nd half: 2-8 25.0% Game: 8-19 42.1%																
FT % 1st Half: 1-3 33.3% 2nd half: 13-22 59.1% Game: 14-25 56.0%																

Officials: Gerry Pollard, Bert Smith, Rick Batsell  
Technical fouls: ARIZONA STATE-None. STANFORD-None.  
Attendance: 4014

Score by periods	1st	2nd	Total
ARIZONA STATE	35	42	77
STANFORD	37	49	86

Last FG - ASU 2nd-00:55, STAN 2nd-00:49.  
Largest lead - ASU by 1 1st-14:14, STAN by 15 2nd-11:51.

Points	In Paint	Off T/O	2nd Chance	Fast Break	Bench
ASU	30	9	6	6	13
STAN	46	13	12	6	28

Score tied - 4 times.  
Lead changed - 2 times.

**Official Basketball Box Score -- Game Totals -- Final Statistics**  
**Arizona St. vs California**  
**01-20-18 7:36 PM at Haas Pavilion, Berkeley, Calif.**

**Arizona State 81 • 15-4,3-4 Pac-12**

#	Player		Total		3-Ptr		Rebounds					PF	TP	A To Blk Stl				Min
			FG	FGA	FG	FGA	FT	FTA	Off	Def	Tot			A	To	Blk	Stl	
10	Shibel, Vitaliy	f	3-3	2-2	0-0		0	3	3	4	8	0	1	0	1	1	14	
23	White, Romello	f	2-5	0-0	2-2		1	3	4	5	6	0	0	1	1	21		
0	Holder, Tra	g	4-11	1-4	4-5		0	3	3	0	13	4	1	0	0	35		
11	Evans II, Shannon	g	3-8	2-4	2-2		0	3	3	1	10	5	2	0	0	32		
44	Justice, Kodi	g	1-6	1-5	0-0		0	1	1	0	3	2	2	0	0	25		
1	Martin, Remy		4-7	2-2	3-4		0	1	1	1	13	3	1	0	0	18		
14	Lawrence, Kimani		3-4	0-0	1-1		1	1	2	1	7	0	0	0	0	11		
3	Mitchell, Mickey		5-9	2-4	0-0		2	9	11	2	12	1	2	2	0	25		
35	Lake, De'Quon		4-8	0-0	1-2		3	4	7	5	9	0	2	2	0	19		
Team							2	2	4			1						
Totals			29-61	10-21	13-16		9	30	39	19	81	15	12	5	2	200		
FG % 1st Half: 16-35 45.7% 2nd half: 13-26 50.0% Game: 29-61 47.5% Deadball Rebounds 3																		
3FG % 1st Half: 2-8 25.0% 2nd half: 8-13 61.5% Game: 10-21 47.6%																		
FT % 1st Half: 7-10 70.0% 2nd half: 6-6 100.0 Game: 13-16 81.3%																		



# 2017-18 @SUNDEVILHOOPS BOX SCORES GAMES 21-24

## Official Basketball Box Score -- Game Totals -- Final Statistics

Colorado vs Arizona State  
01-27-18 6 p.m. MT at TEMPE-NED WULK COURT/WELLS FARGO ARENA

### Colorado 66 • 12-10: 4-6

#	Player		Total			3-Ptr			Rebounds			PF	TP	A TO Blk Stl			Min
			FG-FGA	FG-FGA	FT-FTA	Off	Def	Total	PF	TP	A			TO	Blk	Stl	
01	Bey, Tyler	f	3-4	0-0	0-0	1	4	5	5	6	0	3	0	0	0	19	
05	Walton, Dallas	c	3-10	0-1	0-0	4	4	8	1	6	1	1	1	0	0	19	
13	Wright, Namon	g	5-8	0-1	0-0	1	5	6	0	10	2	2	0	1	0	31	
24	King, George	g	3-8	2-4	0-1	1	9	10	2	8	1	3	1	0	0	23	
25	Wright, McKinley	g	1-10	0-4	0-0	0	3	3	3	2	7	2	3	1	0	32	
00	Schwartz, D'Shawn		2-3	1-2	2-2	0	1	1	2	7	0	0	0	1	0	10	
05	Brown, Deleon		0-3	0-2	0-0	0	1	1	0	0	0	1	0	1	0	8	
11	Nikolic, Lazar		2-4	2-3	0-0	0	4	4	6	2	1	2	0	0	0	16	
15	Collier, Dominique		3-6	1-2	4-4	1	1	2	2	11	2	3	0	0	0	20	
23	Siewert, Lucas		4-5	0-1	2-2	0	2	2	3	10	2	0	1	0	0	22	
	Team					1	1	2									
Totals			26-61	6-20	8-9	9	35	44	22	66	17	17	8	4	0	200	
FG % 1st Half: 13-32 40.6%			2nd half: 13-29 44.8%			Game: 26-61 42.6%			Deadball Rebounds 0								
3FG % 1st Half: 2-10 20.0%			2nd half: 4-10 40.0%			Game: 6-20 30.0%											
FT % 1st Half: 4-4 100.0%			2nd half: 4-5 80.0%			Game: 8-9 88.9%											

### Arizona State 80 • 16-5: 4-5

#	Player		Total		3-Ptr		Rebounds			PF	TP	A TO Blk Stl				Min	
			FG	FGA	FG	FGA	FT	FTA	Off			Def	Total				
10	Shibel, Vitaliy	f	1-4	1-4	0-0		0	2	2	3	3	0	0	1	0	9	
23	White, Romello	f	4-6	0-0	2-5		2	2	4	0	10	0	0	2	0	20	
00	Holder, Tra	g	7-14	4-8	4-5		0	5	5	1	22	4	0	1	2	36	
11	Evans II, Shannon	g	6-13	4-9	3-4		0	3	3	3	19	3	2	1	0	31	
44	Justice, Kodi	g	3-10	1-6	0-0		0	2	2	2	7	2	0	0	1	32	
01	Martin, Remy		0-6	0-2	5-6		1	3	4	1	5	2	3	0	2	22	
03	Mitchell, Mickey		1-5	0-1	2-2		1	4	5	3	4	4	2	0	2	26	
14	Lawrence, Kimani		0-0	0-0	0-0		0	0	0	0	0	0	0	0	0	3	
22	Witherill, Austin		0-0	0-0	0-0		0	0	0	0	0	0	0	0	0	1	
04	Salzman, Jordan		0-0	0-0	0-0		0	0	0	0	0	0	0	0	0	1	
25	Fogerty, Grant		0-1	0-1	0-0		0	0	0	0	0	0	0	0	0	1	
35	Lake, De'Quon		5-5	0-0	0-0		0	5	5	3	10	0	0	2	1	18	
Team							3	1	4								
Totals				27-64	10-31	16-22	7	27	34	16	80	15	7	7	8	0	200
FG % 1st Half: 11-32 34.4%			2nd half: 16-32 50.0%			Game: 27-64 42.2%			Deadball Rebounds								
3FG % 1st Half: 0-10 0.0%			2nd half: 10-21 47.6%			Game: 10-31 32.3%			1								
FT % 1st Half: 10-13 76.9%			2nd half: 6-9 66.7%			Game: 16-22 72.7%											

Officials: Gregory Nixon, Frank Harvey III, Bill Vinovich  
Technical fouls: Colorado-Wright, McKinley. Arizona State-Evans II, Shannon.  
Attendance: 13943  
ASU's next game is Thursday, Feb. 1 at Washington (8 p.m. PT/Pac-12 Network)

Score by periods			1st	2nd	Total			
Colorado			32	34	66			
Arizona State			32	48	80			
Last FG - COLO 2nd-01:37, ASU 2nd-01:09.			Score tied - 4 times.					
Largest lead - COLO by 4 2nd-10:52, ASU by 16 2nd-01:52.			Lead changed - 8 times.					

## Official Basketball Box Score -- Game Totals -- Final Statistics

Arizona State vs Washington  
2/1/2018 8:06 at Seattle, Wash. - Alaska Airlines Arena



### Arizona State 64 - 16-5, 4-5

#	Player		Total		3-Ptr		Rebounds			PF	TP	A TO Blk Stl				Min
			FG-FGA	FG-FGA	FT-FTA	Off	Def	Total	A			TO	Blk	Stl		
00	HOLDER,TRA	g	5-11	2-3	0-0	0	0	0	0	12	4	3	0	0	37	
10	SHIBEL,VITALIY	f	0-2	0-1	0-0	0	0	0	1	0	0	0	0	0	9	
11	EVANS II,SHANNON	g	4-11	1-7	4-4	0	4	4	1	13	3	2	1	2	36	
23	WHITE,ROMELLO	f	4-6	0-0	2-5	1	13	14	5	10	1	2	0	0	30	
44	JUSTICE,KODI	g	7-13	2-4	0-2	0	1	1	2	16	2	0	0	1	34	
01	MARTIN,REMY		1-5	0-3	2-2	0	1	1	1	4	2	4	0	1	19	
03	MITCHELL,MICKEY		0-1	0-0	0-0	3	5	8	3	0	2	4	1	1	22	
14	LAWRENCE,KIMANI		0-1	0-1	0-0	0	0	0	1	0	0	0	0	0	4	
35	LAKE,DEQUON		3-4	0-0	3-4	3	0	3	4	9	0	0	1	1	9	
TEAM						1	0	1	0							
TOTALS				24-54	5-19	11-17	8	24	32	18	64	14	15	3	6	200
Deadball Rebounds: 3.1																
FG %	1st Half:	10-26	38.5%	2nd Half:	14-28	50.0%	Game:		24-54	44.4%						
3FG %	1st Half:	1-10	10.0%	2nd Half:	4-9	44.4%	Game:		5-19	26.3%						
FT %	1st Half:	6-11	54.5%	2nd Half:	5-6	83.3%	Game:		11-17	64.7%						

### Washington 68 - 15-6, 5-3

#	Player		Total		3-Ptr		Rebounds			PF	TP	A TO Blk Stl				Min
			FG-FGA	FG-FGA	FT-FTA	Off	Def	Tot								
01	CRISP,DAVID	g	6-13	0-3	0-2	0	0	0	3	12	2	0	0	0	35	
04	THYBULLE,MATISSE	g	3-9	3-6	0-0	1	1	2	4	9	2	1	2	6	33	
05	NOWELL,JAYLEN	g	6-15	1-3	2-2	4	5	9	4	15	3	6	0	1	36	
15	DICKERSON,NOAH	f	7-15	0-0	7-8	3	13	16	3	21	1	3	0	0	29	
33	TIMMINS,SAM	f	0-0	0-0	2-2	0	1	1	2	2	1	1	2	1	18	
11	CARTER,NAHZIAH		1-4	0-0	0-0	0	1	2	1	2	0	1	0	2	11	
13	WRIGHT,HAMEIR		0-1	0-1	0-0	1	0	1	1	0	1	0	0	0	4	
14	CARTER III,MICHAEL		0-0	0-0	2-2	1	0	1	2	2	1	1	0	0	6	
22	GREEN,DOMINIC		1-4	1-4	2-2	0	2	2	1	5	2	0	0	0	27	
TEAM						1	2	3	0							
TOTALS				24-61	5-17	15-18	12	25	37	21	68	13	13	4	10	199
Deadball Rebounds: 3.0																
FG %		1st Half:	13-38	34.2%	2nd Half:	11-23	47.8%	Game:		24-61	39.3%					
3FG %		1st Half:	4-10	40.0%	2nd Half:	1-7	14.3%	Game:		5-17	29.4%					
FT %		1st Half:	7-10	70.0%	2nd Half:	8-8	100.0%	Game:		15-18	83.3%					

Officials: Kevin Brill, Tony Padilla, Jim Schipper  
Technical Fouls: Arizona State- MITCHELL, MICKEY; Washington- CARTER III, MICHAEL;  
Attendance: 6904

Score by periods			1st	2nd	Total			
Arizona State			27	37	64			
Washington			37	31	68			
Last FG - ASU 2nd-01:02, UW 2nd-01:19.			Score tied - 4 times; Lead changed - 4 times					
Largest lead - Arizona State by 2 2nd-05:30; Washington by 13 1st-01:25								
ASU led for 1:15. UW led for 36:14. Game was tied for 2:31.								

Score tied - 4 times; Lead changed - 4 times

## Official Basketball Box Score -- Game Totals -- Final Statistics

USC vs Arizona State  
2/8/2018 9 p.m. MT at TEMPE-WELLS FARGO ARENA/NED WULK COURT



### USC 78 - 17-8/8-4

#	Player		Total		3-Ptr		Rebounds			PF	TP	A TO Blk Stl			Min	
			FG-FGA	FG-FGA	FT-FTA	Off	Def	Tot								
00	AARON,SHAQUAN	g	1-5	0-2	1-2	0	4	4	2	4	0	0	0	0	24	
04	METU,CHIMEZIE	f	6-9	0-1	2-2	2	4	6	3	13	3	5	0	0	23	
11	MCLAUGHLIN,JORDAN	g	2-6	1-3	2-2	1	1	2	2	7	4	4	0	0	36	
30	STEWART,ELIJAH	g	1-7	1-4	0-0	0	6	6	4	3	1	3	0	2	30	
31	RAKOCEVIC,NICK	f	6-6	0-0	7-10	3	4	7	3	19	1	1	0	1	24	
01	USHER,JORDAN		1-1	0-0	2-2	0	1	1	2	4	2	1	0	0	8	
02	MATTHEWS,JONAH		3-5	2-4	0-0	1	1	2	5	8	0	0	0	0	13	
05	THORNTON,DERRYCK		1-2	0-1	0-0	0	1	1	0	2	2	1	0	0	14	
25	BOAT WRIGHT,BENNIE		6-14	4-10	2-2	0	8	8	2	18	3	3	1	0	28	
TEAM						1	1	2	0			0				
TOTALS				27-55	8-25	16-20	8	31	39	23	78	16	18	1	3	200
Deadball Rebounds: 0.0																
FG %	1st Half:	13-28	46.4%	2nd Half:	14-27	51.9%	Game:		27-55	49.1%						
3FG %	1st Half:	3-10	30.0%	2nd Half:	5-12	41.7%	Game:		8-21	38.1%						
FT %	1st Half:	8-10	80.0%	2nd Half:	8-10	80.0%	Game:		16-20	80.0%						

# 2017-18 @SUNDEVILHOOPS BOX SCORES GAMES 25-28

Official Basketball Box Score -- Game Totals -- Final Statistics  
UCLA vs Arizona State  
2/10/2018 5 p.m. MT at TEMPE-WELLS FARGO ARENA/NED WULK COURT



## UCLA 79 - 17-8; 8-5

##	Player		Total		3-Ptr	FG-FTA	Rebounds			PF	TP	A TO Blk Stl				Min
			FG-FGA	FG-FGA			Off	Def	Tot			A	TO	Blk	Stl	
03	HOLIDAY,AARON	g	6-15	4-10	4-5	0	1	1	5	20	5	5	1	0		35
04	HANDS,JAYLEN	g	4-9	1-4	0-0	0	3	3	3	9	1	1	1	0		29
13	WILKES,KRIS	g	4-15	1-4	2-2	3	4	7	3	11	0	0	0	0		27
14	GOLOMAN,GYORGY	f	5-7	1-1	0-0	1	6	7	3	11	3	2	1	2		31
40	WELSH,T,HOMAS	c	5-10	1-4	3-3	0	8	8	1	14	2	0	1	0		36
00	OLESINSKI,ALEX		1-2	0-1	0-0	1	0	1	4	2	0	1	0	0		8
05	SMITH,CHRIS		2-3	0-0	0-0	0	3	3	0	4	0	2	0	0		13
23	ALI,PRINCE		3-5	0-2	2-2	0	3	3	4	8	0	1	0	0		21
TEAM						1	1	2	0			0				
TOTALS			30-66	8-26	11-12	6	29	35	23	79	11	12	4	2		200

Deadball Rebounds: 0.0

FG %	1st Half:	13-32	40.6%	2nd Half:	17-34	50.0%	Game:	30-66	45.5%
3FG %	1st Half:	4-15	26.7%	2nd Half:	4-11	36.4%	Game:	8-26	30.8%
FT %	1st Half:	2-2	100.0%	2nd Half:	9-10	90.0%	Game:	11-12	91.7%

## Arizona State 88 - 19-6; 7-6

##	Player		Total		3-Ptr	FG-FTA	FT-FTA	Rebounds			PF	TP	A TO Blk Stl				Min
			FG-FGA	FG-FGA				Off	Def	Tot			A	TO	Blk	Stl	
00	HOLDER,TRA	g	6-19	2-7	8-8	2	4	6	2	22	4	2	0	1			36
10	SHIBEL,VITALIY	f	0-1	0-1	0-0	1	3	4	1	0	0	0	0	0			9
11	EVANS II,SHANNON	g	6-17	4-13	7-8	0	3	3	2	23	2	0	0	2			36
23	WHITE,ROMELLO	f	3-4	0-0	2-2	0	5	5	2	8	0	3	0	2			25
44	JUSTICE,KODI	g	7-11	2-4	1-2	1	3	4	2	17	4	1	0	1			30
01	MARTIN,REMY		1-7	1-3	4-4	1	0	1	0	7	1	0	0	1			14
03	MITCHELL,MICKEY		0-0	0-0	1-2	0	2	2	4	1	1	1	0	1			16
14	LAWRENCE,KIMANI		3-4	0-1	2-2	2	5	7	4	8	1	0	1	3			16
22	WITHERILL,AUSTIN		0-0	0-0	0-0	0	0	0	0	0	0	0	0	0			1
24	SALZMAN,JORDAN		0-0	0-0	0-0	0	0	0	0	0	0	0	0	0			1
25	FOGERTY,GRANT		0-0	0-0	0-0	0	0	0	0	0	0	0	0	0			1
35	LAKE,DEQUON		1-1	0-0	0-0	0	5	5	0	2	0	0	1	0			15
TEAM						1	1	2	0								
TOTALS			27-64	9-29	25-28	8	31	39	17	88	13	7	4	9			200

Deadball Rebounds: 3.0

FG %	1st Half:	14-34	41.2%	2nd Half:	13-30	43.3%	Game:	27-64	42.2%
3FG %	1st Half:	6-17	35.3%	2nd Half:	3-12	25.0%	Game:	9-29	31.0%
FT %	1st Half:	6-6	100.0%	2nd Half:	19-22	86.4%	Game:	25-28	89.3%

Officials: Dick Cartmell, Bert Smith, Jim Schipper  
Technical Fouls: UCLA- None, Arizona State- None.  
Attendance: 14025

ASU NEXT GAME IS THURSDAY, FEB. 15, VS. ARIZONA (7 P.M. MT ON ESPN).

Score by periods	1st	2nd	Total
UCLA	32	47	79
Arizona State	40	48	88

Last FG - UCLA 2nd-00:24, ASU 2nd-03:54.  
Largest lead - UCLA by 5 1st-15:39; Arizona State by 16 2nd-03:54  
UCLA led for 9:09. ASU led for 29:44. Game was tied for 0:35.

Points	In Paint	Off T/O	2nd Chance	Fast Break	Bench
UCLA	36	6	9	4	14
ASU	30	11	9	11	18

Score tied - 2 times; Lead changed - 5 times

Official Basketball Box Score -- Game Totals -- Final Statistics  
Arizona vs Arizona State  
2/15/2018 7 p.m. MT at H



## Arizona 77 - 21-6; 11-3

##	Player		Total		3-Ptr	FG-FTA	FT-FTA	Rebounds			PF	TP	A TO Blk Stl				Min
			FG-FGA	FG-FGA				Off	Def	Tot			A	TO	Blk	Stl	
00	JACKSON-CARTWRIGHT,F	g	2-4	1-3	0-0	0	4	4	5	5	2	2	1	1			24
01	ALKINS,RAWLE	g	3-10	0-3	4-5	2	4	6	1	10	2	5	0	2			32
13	AYTON,DEANDRE	c	8-12	0-1	9-12	8	8	16	1	25	4	4	3	1			38
14	RISTIC,DUSAN	c	5-10	2-3	0-0	4	6	10	4	12	0	5	0	2			32
35	TRIER,ALONZO	g	6-12	3-5	4-4	0	3	3	2	19	5	2	0	3			38
03	SMITH,DYLAN		0-3	0-3	2-2	0	0	0	0	2	0	0	0	1			11
05	RANDOLPH,BRANDON		0-0	0-0	0-0	0	0	0	0	0	0	0	0	0			3
11	LEE,IRA		0-0	0-0	0-0	0	1	1	0	0	0	1	1	0			2
24	AKOT,EMMANUEL		1-1	0-0	0-2	0	1	1	2	2	0	0	0	0			12
25	PINDER,KEANU		0-0	0-0	2-2	0	0	0	2	2	0	0	0	0			8
TEAM						0	3	3	0								
TOTALS			25-52	6-18	21-27	14	30	44	17	77	13	20	5	10			200

Deadball Rebounds: 3.0

FG %	1st Half:	14-25	56.0%	2nd Half:	11-27	40.7%	Game:	25-52	48.1%
3FG %	1st Half:	5-11	45.5%	2nd Half:	1-7	14.3%	Game:	6-18	33.3%
FT %	1st Half:	6-8	75.0%	2nd Half:	15-19	78.9%	Game:	21-27	77.8%

## Arizona State 70 - 19-7; 7-7

##	Player		Total		3-Ptr	FG-FTA	FT-FTA	Rebounds			PF	TP	A TO Blk Stl				Min
			FG-FGA	FG-FGA				Off	Def	Tot			A	TO	Blk	Stl	
00	HOLDER,TRA	g	7-17	1-7	5-8	1	0	1	2	20	4	4	0	1			36
10	SHIBEL,VITALIY	f	0-1	0-1	0-0	0	2	2	1	0	0	0	0	1			8
11	EVANS II,SHANNON	g	2-12	1-5	0-0	0	2	2	2	5	1	4	1	3			36
23	WHITE,ROMELLO	f	4-8	0-0	0-0	4	3	7	4	8	1	2	1	1			25
44	JUSTICE,KODI	g	7-14	4-9	1-1	1	1	2	2	19	0	2	0	2			34
01	MARTIN,REMY		4-8	1-3	1-3	1	3	4	1	10	0	1	0	0			20
03	MITCHELL,MICKEY		3-3	0-0	0-0	1	3	4	5	6	3	0	1	3			20
14	LAWRENCE,KIMANI		0-2	0-0	0-0	0	0	0	2	0	0	0	0	1			7
35	LAKE,DEQUON		1-1	0-0	0-0	1	2	3	4	2	0	1	0	1			14
TEAM						3	0	3	0								
TOTALS			28-66	7-25	7-12	12	16	28	23	70	9	14	3	13			200

Deadball Rebounds: 1.0

FG %	1st Half:	14-32	43.8%	2nd Half:	14-34	41.2%	Game:	28-66	42.4%
3FG %	1st Half:	4-12	33.3%	2nd Half:	3-13	23.1%	Game:	7-25	28.0%
FT %	1st Half:	6-6	100.0%	2nd Half:	1-6	16.7%	Game:	7-12	58.3%

Officials: Randy McCall, Tony Padilla, Steve Olson  
Technical Fouls: Arizona- None, Arizona State- None.  
Attendance: 14233

APRANKINGS: UA 17, ASU 25  
ASU NEXT GAME IS THURSDAY, FEB. 22, AT OREGON AT 8:30 PT ON FS1.

Score by periods	1st	2nd	Total
Arizona	39	38	77
Arizona State	38	32	70

Last FG - ARIZ 2nd-01:27, ASU 2nd-00:20.  
Largest lead - Arizona by 18 1st-07:33; Arizona State by 7 2nd-17:14  
ARIZ led for 30:03. ASU led for 7:54. Game was tied for 2:02.

Points	In Paint	Off T/O	2nd Chance	Fast Break	Bench
ARIZ	30	15	14	6	6
ASU	40	20	14	18	18

Score tied - 2 times; Lead changed - 2 times

Official Basketball Box Score -- Game Totals -- Final Statistics  
Arizona State vs Oregon  
02-22-18 8:31 PM at Matthew Knight Arena, Eugene, Ore.

## Arizona State 68 • 19-8, 7-8

##	Player		Total		3-Ptr	FG-FTA	FT-FTA	Rebounds			PF	TP	A TO Blk Stl				Min
			FG-FGA	FG-FGA				Off	Def	Tot			A	TO	Blk	Stl	
03	Mitchell, Mickey	f	1-2	0-0	0-0	0	0	0	4	2	0	1	0	0			7
23	White, Romello	f	0-2	0-0	0-0	0	0	0	4	0	1	0	1	0			10
00	Holder, Tra	g	0-6	0-2	0-0	1	2	3	2	0	2	3	0	0			30
11	Evans II, Shannon	g	6-15	3-11	10-10	0	3	3	1	25	2	0	1	0			36
44	Justice, Kodi	g	4-9	3-6	1-2	0	4	4	4	12	1	1	0	1			34
01	Martin, Remy		5-11	0-1	5-6	3	2	5	2	15	5	1	0	0			27
10	Shibel, Vitaliy		0-0	0-0	0-0	0	0	0	0	0	0	0	0	0			3
14	Lawrence, Kimani		3-8	2-4	0-0	0	3	3	3	8	0	1	1	0			25
35	Lake, De'Quon		3-4	0-0	0-0	1	11	12	3	6	0	1	5	0			28
Team						0	2	2									
Totals			22-57	8-24	16-18	5	27	32	23	68	11	8	8	1			200


FG %	1st Half:	14-29	48.3%	2nd half:	8-28	28.6%	Game:	22-57	38.6%
3FG %	1st Half:	5-12	41.7%	2nd half:	3-12	25.0%	Game:	8-24	



**TRA HOLDER**  
6'1 · 180 · Sr. · G  
Los Angeles, Calif.



**REMY MARTIN**  
6'0 · 170 · Fr. · G  
Chatsworth, Calif



**MICKEY MITCHELL**  
6'7 · 210 · R-So. · F  
Plano, Texas



**VITALIY SHIBEL**  
6'9 · 210 · R-Fr. · F  
Ukraine



**SHANNON EVANS II**  
6'1 · 172 · Sr.  
Suffolk, Va.



**KIMANI LAWRENCE**  
6'7 · 200 · Fr. · F  
Ashburnham, Mass.




**JACK ROGGIN**  
6'0 · 165 · Fr. · G  
Calabasas, Calif.




**AUSTIN WITHERILL**  
6'0 · 170 · Sr. · G  
Gilbert, Ariz.



**ROMELLO WHITE**  
6'8 · 220 · R-Fr. · F  
Suwanee, Ga.



**JORDAN SALZMAN**  
5'10 · 175 · Fr. · G  
Locust Valley, NY




**GRANT FOGERTY**  
5'11 · 165 · So. · G  
Scottsdale, Ariz.



**TREVOR THOMPSON**  
6'2 · 175 · Fr. · G  
Phoenix, Ariz.




**DE'QUON LAKE**  
6'10 · 225 · Jr. · F  
Charlotte Amalie, St. Thomas



**KODI JUSTICE**  
6'5 · 190 · Sr. · G  
Mesa, Ariz.

# WILL REDSHIRT 2017-18:



**ROB EDWARDS**  
6'4 · 200 · R-So. · G  
Detroit, Mich.



**ZYLAN CHEATHAM**  
6'8 · 210 · R-So. · F  
Phoenix, Ariz.