



Game #7

Date: October 26, 2019

Time: 4:30 p.m. AZT

Site: Los Angeles, Calif.

Stadium: Rose Bowl Stadium

Capacity: 92,542

Surface: Grass

Series: UCLA leads, 14-20-1

TV/Radio: Pac-12 Network/620 AM

#24/24 ARIZONA STATE (5-2, 2-2 PAC-12) @THESUNDEVILS @ASUFOOTBALL

UCLA (2-5, 2-2 PAC-12) @UCLAATHLETICS @UCLAFOOTBALL

106 SEASONS | 251 PRO DRAFT PICKS | 229 PAC-12 ALL-ACADEMIC PICKS | 19 CONSENSUS ALL-AMERICANS | 10 CFB HALL OF FAMERS
30 BOWL APPEARANCES | 429 ALL-PAC-12 SELECTIONS | 2 ROSE BOWLS

SUN DEVIL MEDIA RELATIONS | PO BOX 872505 | TEMPE, AZ 85287-2505 | OFFICE #: 480-965-6593 | THESUNDEVILS.COM

SCHEDULE

RESULTS



AUG. 29
VS. KENT STATE
TEMPE
W, 30-7



SEPT. 6
VS. SACRAMENTO ST.
TEMPE
W, 19-7



SEPT. 14
AT #18/19 MICH. ST.
EAST LANSING
W, 10-7



SEPT. 21
VS. COLORADO
TEMPE
L, 34-31




SEPT. 27
AT CALIFORNIA
BERKELEY
W, 24-17



OCT. 12
VS. WASHINGTON ST.
TEMPE
W, 38-34



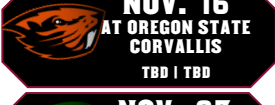
OCT. 19
AT UTAH
SALT LAKE CITY
L, 3-21



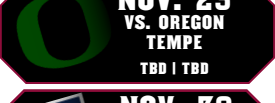
OCT. 26
AT UCLA
LOS ANGELES
4:30 P.M. | PAC-12



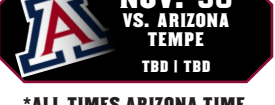
NOV. 3
VS. USC
TEMPE
TBD | TBD



NOV. 16
AT OREGON STATE
CORVALLIS
TBD | TBD



NOV. 23
VS. OREGON
TEMPE
TBD | TBD



NOV. 30
VS. ARIZONA
TEMPE
TBD | TBD

*ALL TIMES ARIZONA TIME

THE GAME - Sun Devil Football will play back-to-back road games for the first time this season as it treks west to Los Angeles to take on the UCLA Bruins on Saturday, Oct. 26 at 4:30 p.m. AZT in the Rose Bowl Stadium. The contest will be broadcast live on the Pac-12 Network and can be heard over the airwaves locally on ESPN Phoenix 620 AM.

THE OPPONENT - UCLA leads the all-time series against the Sun Devils, 20-14-1, though ASU has been victorious in three of the last four games and is looking for its third win in the last four trips to the Rose Bowl.

UCLA is winless in three games at home this season, but enters the game with a potent offense that has racked up 512.3 total yards of offense per game over the last four games and has rushed for over 200 yards in three straight games.

KICKING OFF

-ASU is one of just 7 teams nationally to not give up a 50-yard play this season.

-The Sun Devils have converted 112 consecutive extra points, the sixth-longest active streak in the nation.

-Kyle Williams has at least one pass receptions in 35 consecutive games, tied for the fifth-longest streak in ASU history and currently the fourth-longest active streak in the FBS.

-ASU is coming off a season-high 9.0 tackles for loss in the loss against #13 Utah as well as a season-high four takeaways. Utah had only three turnovers all season prior to ASU.

-ASU has now held opponents to less than 30 points in 14 of 20 games since Danny Gonzales took over as defensive coordinator.

-Two of the longest standing streaks in ASU and FBS history came to an end against Utah. ASU had matched an FBS modern record with 125 consecutive games scoring over 10 points tied with Louisiana Tech (2008-18) prior to the 3-point outing against the Utes. Additionally, ASU had what was longest active streak of games scoring at least 7 points ended at 140 consecutive games.

AN ASU VICTORY WOULD...

- Improve ASU to 3-1 in road games this season. The three road wins would be the most since 2014 (4-2).
- Be ASU's fourth win in the last five matchups against the Bruins.
- Be the Sun Devils' third win in the last four games against UCLA at the Rose Bowl.
- Keep UCLA winless at home this season.
- Be the fifth time in seven year that the Sun Devils have won their road game in Los Angeles (2013-15, '18). ASU is 4-2 in the last six seasons in Southern California after going 1-12 from 2000-12.

MILESTONE COUNTDOWNS

- **1 100+ yard rushing game** for Eno Benjamin to tie Art Malone (14 from 1967-69) for fourth in ASU school history.
- **58 rushing yards** for Eno Benjamin to pass Ben Malone for 13th in ASU career history (currently at 2,417 yards behind Malone's 2,474 total from 1971-73).
- **83 rushing yards** for Eno Benjamin to reach 2,500 rushing yards in his career (currently at 2,417 yards)
- **1 game with a catch** needed for Kyle Williams to move into fifth in ASU history in consecutive games with a receptions (currently at 35, needs 36).

TALE OF THE TAPE (2019 STATISTICAL COMPARISON)

FBS RANK	PAC-12	AVERAGE	CATEGORY	AVERAGE	PAC-12	FBS RANK
105	10	22.1	Scoring Offense	27.3	8	77
18	3	18.1	Scoring Defense	34.6	11	115
100	9	131.0	Rushing Offense	160.0	6	74
18	2	100.1	Rushing Defense	147.3	5	57
69	9	233.6	Passing Offense	245.6	7	56
93	7	252.6	Passing Defense	312.4	11	128
98	10	364.6	Total Offense	405.6	9	70
43	3	352.7	Total Defense	459.7	10	114
90	10	1.71	Sacks	2.29	6	59
86	8	5.4	Tackles for Loss	6.7	4	46
98	9	64.43	Penalty Yards Per Game	56.00	5	65
19	3	0.71	Turnover Margin	-0.29	11	84
87	7	29:12	Time Of Possession	28:34	8	94



QUICK FACTS

Location.....	Tempe, Ariz. 85287-2505
Enrollment.....	120,000
Nickname.....	Sun Devils
Colors.....	Maroon & Gold
Conference.....	Pac-12
President.....	Dr. Michael Crow
Vice President for University Athletics/AD.....	Ray Anderson
Faculty Representative.....	Dr. Jeffrey Wilson
Stadium.....	Frank Kush Field/Sun Devil Stadium
All-Time Record.....	616-396-24 (.608)
Capacity.....	53,599
Playing Surface.....	Bermuda Grass
Head Coach.....	Herm Edwards
Edwards' Career/ASU Record.....	12-8 (Second Season)
2018 ASU Record.....	7-6
2018 Pac-12 Record (Finish).....	5-4 (2nd Pac-12 South)
Offensive Starters Returning/Lost.....	6/5
Defensive Starters Returning/Lost.....	8/3

COACHING STAFF

FIELD

Herm Edwards.....	Head Coach
Danny Gonzales.....	Defensive Coordinator / Assistant Head Coach
Shawn Slocum.....	Assoc. Head Coach/Special Teams Coordinator
Antonio Pierce.....	Assistant Coach (Linebackers)/Recruiting Coordinator
Charlie Fisher.....	Assistant Coach (Wide Receivers)
Dave Christensen.....	Assistant Coach (Offensive Line Coach)
Donnie Yantis.....	Assistant Coach (Recruiting Coordinator/Offense)
Shaun Aguano.....	Assistant Coach (Running Backs)

BOOTH

Rob Likens.....	Offensive Coordinator (Quarterbacks)
Tony White.....	Assist. Coach (DBs/Def. Passing Game Coordinator)
Jamar Cain.....	Assistant Coach (Defensive Line)

SUPPORT STAFF

Marvin Lewis.....	Special Advisor to Sun Devil Football - 1st Season
Joe Connolly.....	Head Coach - Sports Performance - 2nd Season
Nate Wainwright.....	Chief of Staff - 2nd Season
Mike Bercowici.....	Graduate Assistant - Offense - 1st Season
Lloyd Carrington.....	Graduate Assistant - Defense - 2nd Season
Charlie Renfree.....	Graduate Assistant - Offense - 2nd Season
Jordan Somerville.....	Graduate Assistant - Defense - 1st Season
Tim Cassidy.....	Senior Associate Athletic Director of Football - 8th Season
Markus Alleyne.....	Director of Player Development - 4th Season
Marcus Castro-Walker.....	Director of Player Personnel - 5th Season
Kyle Gray.....	Assistant Director of Football Operations - 4th Season
Kevin Mawae.....	Offensive Analyst - 2nd Season
Derek Hagan.....	Football Analyst - 2nd Season
Anthony Garnett.....	Defensive Analyst - 2nd Season
Al Luginbill.....	Director of Player Personnel - 2nd Season

#BYTHENUMBERS

42

Benjamin has continued to do his part to make people miss this year, **forcing 42 missed tackles this season** - a total tied for 11th nationally among running backs. In Pac-12 games, Benjamin has earned 298 yards after contact, one off the Pac-12 and tied for 18th among FBS running backs since Week 4. His 106.0 rush yards per game in Pac-12 games only is third in the league. He has helped rally the offense when attempting to come back, recording 12 rushing first downs when the team is trailing - the second highest total nationally - while his five rushing touchdowns while trailing lead the nation.

19

Kobe Williams has only been thrown at just 19 times this season - tied for the 10th-lowest total among corners that have played at least 50 percent of the coverage snaps this season. He has been targeted just once every 9.6 snaps in coverage this season, 12th-lowest among the nation's corners. Williams has allowed just 88 yards in coverage thus far, the 7th-lowest total among the nation's corners with at least 50 percent of their snaps in coverage. Williams is the 8th-highest graded defender in the Pac-12 at 79.6. He is the 31st-highest graded corner in covers in the FBS this year.

14

ASU has held opponents to 30 or less points in 14 of 19 games in Danny Gonzales' defensive scheme, notable as it DID allow 30+ in 32 of 43 previous games dating back in a span from 2013-17. ASU is 18th in the country and third in the Pac-12 in allowing just 18.1 points per game. The Sun Devils allowed just 25.5 points per game last season, good for 53rd nationally. The totals are notable as ASU was 103rd nationally at 32.8 points per game allowed in 2017 and had finished 99th or worse in three consecutive seasons prior to the marked improvement the past two seasons.

12

ASU's defense has held opponents to an average of -12.9 points per game under their current scoring averages for the season. With those opponents games against the Sun Devils removed from their scoring offense statistic, ASU has held opponents to an average of 14.1 points per game under their season averages to date. The Sun Devils are 39th nationally in allowing just 5.1 yards per play this season. Opponents average just 19.3 first downs per game this season, tied for the 31st-lowest total in the country. The Sun Devil defense is currently ranked 34th in the FBS in the DFEI rankings.

8

ASU has played eight total games decided by four points or less in the Herm Edwards era, the most in the FBS since the start of last year. ASU's six wins in games of four points or less (6-2) is tied with Nevada for the best in college football the past two seasons. The Sun Devils have now played 13 games under Herm Edwards decided by a touchdown or less, going 7-6 in those contests. Those 13 games are second-most in the country behind Texas (14) since the start of last season. ASU's seven wins in those games are second in the FBS in that time behind Texas.

1

Aashari Crosswell has not been credited with a missed tackle on a running play this season, **marking him one of just 10 safeties in country to lay such a claim. His one missed tackle on the season, period, is tied with three others for fewest among Power Five safeties.** Crosswell has allowed just 23 yards after the catch this season, the second-lowest total among Pac-12 safeties and 29th nationally - and his 71 total passing yards allowed are also fourth-lowest in the conference. Crosswell's five forced incompletions this season are most among Pac-12 safeties and sixth among Power Five safeties.

2019 @Pac12 Conference Records

SOUTH DIVISION

School	Pac-12	Win%	Overall	Win%
Utah	3-1	.750	6-1	.857
USC	3-1	.750	4-3	.571
Arizona State	2-2	.500	5-2	.714
Arizona	2-2	.500	4-3	.571
UCLA	2-2	.500	2-5	.286
Colorado	1-3	.250	3-4	.429

NORTH DIVISION

School	Pac-12	Win%	Overall	Win%
Oregon	4-0	1.000	6-1	.857
Oregon State	2-2	.500	3-4	.429
Washington	2-3	.400	5-3	.625
Stanford	2-3	.400	3-4	.429
California	1-3	.250	4-3	.571
Washington State	1-3	.250	4-3	.571

This Week in the @Pac12 (All Times AZT)

Team	Date	Time	Opponent/TV
Arizona State	10/26	4:30 p.m.	at UCLA (P12N)
Arizona	10/26	12:30 p.m.	at Stanford (P12N)
California	10/26	7 p.m.	at #12 Utah (FS1)
Colorado	10/25	6 p.m.	vs. USC (ESPN2)
Oregon	10/26	7:30 p.m.	vs. Washington State (ESPN)
Oregon State			
Stanford	10/26	12:30 p.m.	vs. Arizona (P12N)
UCLA	10/26	4:30 p.m.	vs. #24 Arizona State (P12N)
USC	10/25	6 p.m.	at Colorado (ESPN2)
Utah	10/26	7 p.m.	vs. Cal (FS1)
Washington			
Washington State	10/26	7:30 p.m.	at #11 Oregon

#10THINGS (Twitter-Friendly Notes)

- Brandon Aiyuk is second in the FBS with 433 yards after the catch and has forced 11 missed tackles this year - good for 12th in the nation.
- On run defense, Evan Fields has recorded a 8.9 run-stop percentage that leads the league and is fifth in the FBS. His 16 defensive stops this season are 11th among Power Five safeties.
- In Pac-12 games, @eno_benjamin5 has earned 298 yards after contact, one yard off the Pac-12 lead and tied for 18th among FBS running backs since Week 4. His 106.0 yards per game in Pac-12 games only are currently third in the league.
- Aashari Crosswell (@YkgAashari) has been credited with just one missed tackle this season, a total that is tied with three others for first among Power Five safeties.
- Jermayne Lole has the 12th highest positive run impact score in the country at 24.1 percent among players graded as interior linemen.
- @JayD__5 has done his part to escape pressure as shown by his 39 QB scrambles this season, a total that leads FBS quarterbacks. His 306 yards on the ground - excluding quarterback sacks - are 24th among FBS quarterbacks.
- Senior wide receiver @kylewilliamsVI has caught at least one pass in 35 consecutive games, dating back to his freshman season - a total good for fifth in ASU history and the fourth-longest active streak in the FBS.
- ASU is one of just seven teams in the country to not allow a 50+ yard play from scrimmage this year. The Sun Devil defense is also first in the country in allowing just 14 rushing plays over 10 yards this season.
- The Devils have turned the ball over just six times this season - the 10th-lowest total in the FBS. ASU is 19th nationally in turnover margin this season (0.71).
- Williams has only been thrown at just 19 times this season - tied for the 10th-lowest total among corners that have played at least 50 percent of the coverage snaps this season.



FOCUSING ON FOOTBALL

- » The Sun Devil secondary features two players ranked among the Top-8 in the Pac-12 in overall grading from Pro Focus Football. Aashari Crosswell is the 6th-highest graded defensive player in the league, regardless of position, with a score of 82.0. Kobe Williams is the 8th-highest graded defender in the league at 79.6.
- » Crosswell is the 15th-highest graded safety in the country overall, also setting in the Top-30 nationally among safeties in coverage (30th/79.8) and run defense (28th/80.5).
- » Williams is the 31st-highest graded corner in covers in the FBS this year and the 24th highest graded corner nationally in coverage (81.3).
- » Additionally, Jermaine Lole checks in the Top-25 as the 23rd-highest graded defensive player in the Pac-12 with a score of 74.4 and the fourth-highest graded edge defender in the league. He has a 82.2 grade in run defense this season, 27th among edge defenders nationally.
- » Evan Fields is the 33rd-highest graded safety in the FBS as a pass rusher (64.2).
- » Despite being one of less than 20 true freshman offensive linemen to start in the country, Dohnovan West is the 33rd-highest graded offensive player in the Pac-12 this season (71.5) and the 39th highest-graded guard in the nation. However, that grade includes his first two weeks as a center as well. Since shifting to guard in Week 3, West has been the 13th-highest graded guard in the country.
- » Brandon Aiyuk has been ASU's highest graded offensive player this season, coming in as the 16th-highest graded offensive player in the Pac-12 and third-highest graded wide receiver (76.5).

ALL ABOUT THE BENJAMINS

- » Eno Benjamin is second in the Pac-12 with seven rushing touchdowns this season (20th nationally). His nine total touchdowns are also 17th nationally and second in the league. He is fourth in the league (44th nationally) with 116.86 all-purpose yards per game.
- » Benjamin has scored at least one touchdown in 11 of the last 13 games, dating back to last season.
- » Benjamin has continued to do his part to make people miss this year, forcing 42 missed tackles this season - a total tied for 11th nationally among running backs.
- » In Pac-12 games, Benjamin has earned 298 yards after contact, one off the Pac-12 and tied for 18th among FBS running backs since Week 4. His 106.0 rush yards per game in Pac-12 games only is third in the league.
- » With six rushing touchdowns in Pac-12 games, Benjamin is tied for third nationally among all running backs in conference-only rushing TDs.
- » Benjamin has recorded 13 career games with at least 100 rushing yards - tied for 5th in program history with Demario Richard and needing just one to move into a tie for fourth.
- » He has rushed for 9 first downs this season when the team is facing third down - tied for 12th nationally among FBS running backs.
- » He has helped rally the offense when attempting to come back, recording 12 rushing first downs when the team is trailing - the second highest total nationally - while his five rushing touchdowns while trailing lead the nation.
- » Benjamin has played 187 snaps in passing routes this season, the second-highest total among FBS running backs and his 28 targets are tied for 6th. His 185 receiving yards this season are 12th among all FBS running backs.
- » Benjamin became the 20th Sun Devil in program history to reach 2,000 rushing yards with his effort against Colorado. The junior has 2,417 rushing yards in his career and is one of just five three-year players to find themselves in the 2,000-yard club (Mario Bates, Ben Malone, Art Malone and Woody Green). Benjamin also joined the 3,000-yard club as he eclipsed the 3K all-purpose yards mark for his career this season against Utah.

DAAAAMNNNN DANIELS

- » Jayden Daniels is 14th nationally and first in the Pac-12 in pass yards per completion (14.22) while his 8.43 yards per pass attempt are 28th in the FBS. He is 36th in the FBS (third in the Pac-12) with 263.0 yards of total offense per game.
- » The true freshmen is tied for 28th nationally in fewest interceptions with only two to date - one of which coming on a half-ending Hail Mary attempt.
- » Daniels has been exceptional on third downs this season, with his 451 passing yards on

third downs good for 19th in the country. His 156.04 passer rating on third down is 25th nationally

- » In addition, Daniels has rushed for 9 first downs on third downs this season - tied for 27th in the nation.
- » Daniels has accounted for 484 total yards of offense and four touchdowns in the fourth quarter of games (399 passing, 85 rushing). His 399 passing yards in the fourth quarter are 19th nationally while his 19 passing first downs are 11th.
- » While under pressure this season, Daniels has posted the 16th-highest NFL passer rating of any quarterback in the FBS at 90.0. For reference, the national average is 68.5.
- » Daniels has done his part to escape pressure as shown by his 39 QB scrambles this season, a total that leads FBS quarterbacks. His 306 yards on the ground - excluding quarterback sacks - are 24th among FBS quarterbacks.

NOT THE AVERAGE FRESHMAN

- » Daniels became the first true freshman quarterback in program history to start the first game of the season.
- » Daniels broke the Sun Devil record for passing yards in a first career game in the season opener, which was previously 160 by Jeff Krohn in 2000. It should be noted that this includes just a first career GAME appearance, not first career start.
- » Daniels became the third freshman in ASU history to win his first career start, joining John Walker (1984) and Dennis Sproul (1974) as the only other QB's to win their first career starts as freshmen.
- » With his 72-yard touchdown pass to Eno Benjamin in the fourth quarter against Sacramento State, Daniels became the first ASU quarterback ever to throw a touchdown pass over 70 yards in consecutive games (had a 77-yard pass to Brandon Aiyuk in Week One).
- » Only 10 times in ASU history has a freshman quarterback recorded a 300+ yard passing performance, of which Daniels now has three.

KEEP IT CLOSE

- » ASU has played eight total games decided by four points or less in the Herm Edwards era, the most in the FBS since the start of last year.
- » ASU's six wins in games of four points or less (6-2) is tied with Nevada for the best in college football the past two seasons.
- » The Sun Devils have now played 13 games under Herm Edwards decided by a touchdown or less, going 7-6 in those contests. Those 13 games are second-most in the country behind Texas since the start of last season.
- » ASU's seven wins in those games are second in the FBS in that time behind Texas.
- » ASU has played four games this season decided by a touchdown or less - all four of which decided by four points or less.

MAKE 'EM PAY

- » The Devils have turned the ball over just six times this season - the 10th-lowest total in the FBS. ASU is 19th nationally in turnover margin this season (0.71).
- » ASU has outscored opponents 694-365 in points off takeaways since 2012. ASU has padded that stat this season, outscoring the opposition 20-10.
- » Since 2012, ASU has scored 65.9 percent of the time following an opponent turnover (116 of 176) while finding the end zone 86 times in that span (48.9 percent).
- » Conversely, opponents have scored just 50.8 percent of the time following an ASU turnover since 2012 (62 of 122) with 47 touchdowns (38.5 percent).

LOCKING IT DOWN

- » ASU has allowed just nine plays over 30 yards this season, a total tied for 19th nationally. The Sun Devils are one of just 7 teams nationally to not give up a 50-yard play on the year.
- » ASU's run defense has been especially efficient, leading the country with only 14 rushing plays allowed over 10 yards this season. With just three rushing plays over 20 yards allowed this season, ASU is 6th in the country.



- » In 2018, ASU was tied for 11th nationally in allowing just 8 plays over 40 yards, an area the Devils had struggled in in previous seasons (allowing 20, 16, 30, 21 in the previous four seasons and finishing 103rd, 79th, 128th, 110th, respectively). ASU was also tied for 9th nationally in allowing just 3 plays of over 50 yards on the year after sitting in the bottom 10 nationally in the previous four years..
- » In 2018, The Devils gave up just 22 plays over 30 yards, tied for 34th-fewest nationally. In the previous four years, ASU had given up 38, 44, 40, 40 such plays, ranked 116th, 124th, 117th and 119th.
- » In 2018, ASU was tied for 13th nationally for fewest passing plays over 40 yards allowed last season, allowing just five. ASU was 90th in the category the previous year with 12 such plays allowed and 127th in 2016 with 22 passing plays over 40 yards allowed.

KEEP 'EM OFF THE BOARD

- » ASU is 18th in the country and third in the Pac-12 in allowing just 18.1 points per game. The Sun Devils allowed just 25.5 points per game last season, good for 53rd nationally. The totals are notable as ASU was 103rd nationally at 32.8 points per game allowed in 2017 and had finished 99th or worse in three consecutive seasons prior to the marked improvement the past two seasons.
- » The Sun Devils are 30th nationally in allowing just 10.3 points per first half this season against FBS opponents and just 5.2 points per second quarter (21st nationally).
- » ASU has been able to close games strong, allowing just 9.7 second half points per game, good for 24th in the nation.
- » ASU has held four opponents under 20 points through six games, a feat it hadn't achieved since 2014. The next milestone would be six such games, which ASU accomplished in 2012.
- » ASU has held opponents to 30 or less points in 14 of 20 games in Danny Gonzales' defensive scheme, notable as it DID allow 30+ in 32 of 43 previous games dating back in a span from 2013-17.
- » ASU hasn't allowed a first quarter score in 9 of 20 games in the Edwards era and is 7-2 in those games.

ON THE DEFENSE

- » ASU is 34th nationally in allowing just 0.69 points per opponent drive this season. The defense has been especially adept at buckling down when opponents have good field position, allowing just 1.50 points per opponent drive on drives that start less than 60 yards from the end zone - good for 12th nationally.
- » The Sun Devil defense is currently ranked 34th in the FBS in the Defensive Freneau Efficiency Index, which represents the per possession scoring advantage a team's defense would be expected to have on a neutral field against an average offense.
- » ASU's defense has held opponents to an average of -12.9 points per game under their current scoring averages for the season. With those opponents games against the Sun Devils removed from their scoring offense statistic, ASU has held opponents to an average of 14.1 points per game under their season averages to date.
- » The Sun Devils are 39th nationally in allowing just 5.1 yards per play this season.
- » Opponents average just 19.3 first downs per game this season, tied for the 31st-lowest total in the country.

NO FLY ZONE

- » Kobe Williams is the 8th-highest graded defender in the Pac-12 at 79.6. He is the 31st-highest graded corner in covers in the FBS this year and the 24th highest graded corner nationally in coverage (24th/81.3).
- » Williams has only been thrown at just 19 times this season - tied for the 10th-lowest total among corners that have played at least 50 percent of the coverage snaps this season. He has been targeted just once every 9.6 snaps in coverage this season, 12th-lowest among the nation's corners.
- » Williams has allowed just 88 yards in coverage thus far, the 7th-lowest total among the nation's corners with at least 50 percent of their snaps in coverage.
- » Chase Lucas has allowed only 46 yards after the catch in Pac-12 games only this far, the ninth-lowest total out of the corners in the league.

- » Jack Jones is tied for 8th in the country with 11 passes defended this season.
- » Jones' five pass breakups against Washington State are the most by an FBS player this season. He was a part of 12 pass breakups by the Sun Devils - the fifth highest total in the FBS this season and the first time ASU posted 10 or more since 2011.
- » ASU's 40 total passes defended this season are tied for 14th in the country.

MIDDLE OF THE LINE-UP

- » Darien Butler's 12 quarterback pressures this season are the fourth-most among Pac-12 linebackers.
- » Khayan Kearsse-Thomas and Butler have each been credited with 19 defensive "Stops" this season, tied for 12th among Pac-12 linebackers.
- » Merlin Robertson has been credited with only five missed tackles this season, tied for sixth among Pac-12 linebackers.
- » Butler - the first true sophomore captain in ASU school history - has been credited with just six missed tackles this season this season, tied for the 10th-lowest total in the Pac-12.

SAFETY VALVE

- » Aashari Crosswell is the 6th-highest graded defensive player in the league, regardless of position, with a score of 82.0. Crosswell is the 15th-highest graded safety in the country overall, also setting in the Top-30 nationally among safeties in coverage (30th/79.8) and run defense (28th/80.5).
- » Crosswell has not been credited with a missed tackle on a running play this season, marking him one of just 10 safeties in the country with over 100 snaps to lay such a claim.
- » His one missed tackle on the season, period, is tied with three others for fewest among Power Five safeties.
- » Crosswell has allowed just 23 yards after the catch this season, the second-lowest total among Pac-12 safeties and 29th nationally - and his 71 total passing yards allowed are also fourth-lowest in the conference.
- » Crosswell's five forced incompletions this season are most among Pac-12 safeties and sixth among Power Five safeties.
- » Evan Fields has 16 total defensive "stops" this season, a total that leads all safeties in the Pac-12 and tied for 11th among Power Five safeties in the FBS.
- » On run defense this season, Fields has recorded 13 total defensive "stops" to lead all Pac-12 safeties and 12 nationally. His 8.9 run-stop percentage also leads the league and is fifth in the FBS among safeties with over 100 run snaps.
- » When he plays within eight yards of the line of scrimmage at the snap, Fields has recorded a 11.3 run-stop percentage - nearly five percentage points higher than any other Pac-12 safety and seventh in the FBS.

LOLEEEEEEE, LOLE, LOLE, LOLE

- » Jermaine Lole checks in the Top-25 as the 23rd-highest graded defensive player in the Pac-12 with a score of 74.4 and the fourth-highest graded edge defender in the league. He has a 82.2 grade in run defense this season, 27th among "edge" defenders nationally. However, it should be noted many of his grades come as an interior defender.
- » The sophomore has the 12th highest positive run impact score in the country at 24.1 percent among players graded as interior linemen.
- » Among 3-4 defensive ends, Lole's 12.1 run-stop percentage in first in the nation, as are his 13 defensive stops on run plays. His 21 tackles on run defense are third in the FBS.
- » Lole's 10 quarterback pressures are tied for seventh among 3-4 defensive ends in the country.

BRANDON AI-YAC

- » WR Brandon Aiyuk is second in the FBS in yards after the catch with 433 this season while his 13.5 yards after the catch per reception are the third-most nationally.
- » He has helped that cause by forcing 11 missed tackles after the catch this year - good for 12th among FBS receivers.
- » All five of his touchdown receptions in 2019 have been for more than 30 yards (77 yards vs. Kent State, 53 yards vs. Colorado, 40 yards vs. WSU, 86 yards vs. WSU, 33 yards vs. WSU).



He is averaging 47.8 yards per catch on his average longest individual catch per game.

- » Aiyuk is 12th nationally and 2nd in the Pac-12 with 658 receiving yards on the year and his 94.0 receiving yards per game are also 12th in the FBS and second in the league.
- » At 20.56 yards per reception, Aiyuk is first in the Pac-12 and 13th nationally in the category. His 8 plays over 25 yards are 12th nationally.
- » In five of seven games this season, Aiyuk has had at least one catch over 40 yards.
- » Aiyuk's 86-yard touchdown reception against Washington State is the longest passing play/score by a Sun Devil since Demario Richard's 93-yard catch and run against New Mexico in 2015. It was the eighth-longest catch in ASU history.
- » His 196 total receiving yards in the Washington State contest with the 11th-most in Sun Devil history. His 28.0 yard per catch average in the game was easily the highest single-game per-catch average of a Sun Devil recording seven catches in a game, passing N'Keal Harry's previous record of 24.3 in 2017. It is the highest yards-per-catch average in a single game for any receiver in ASU history with 7 or more catches in a game.
- » The senior is currently 20th nationally and first in the Pac-12 in all-purpose yards at 129.43 per game.

NOBODY'S BUSINESS BUT THE TURKS

- » Michael Turk's 46.8 yards per punt average is 8th in the FBS and leads the Pac-12.
- » Turk has pinned 19 punts inside the 20, tied for the 5th-highest total nationally.
- » The 63.0 yards per punt mark by Turk on Aug. 29 vs. Kent State broke an NCAA record. The previous record for highest average yards per punt in a game with minimum five attempts was Braden Mann of Texas A&M on Sept. 22, 2018, as he had a 60.8 yards per punt average vs. Alabama on punts of 56, 65, 62, 61 and 60 for 304 yards. Turks punted five times for 315 yards with boots of 64, 62, 65, 49 and 75 in his Sun Devil debut.
- » Turk crushed Sun Devils school records for punting average, breaking the previous school record for average on five punts of 55.0 by Danny White in 1972. Turk's 63.0 yards per punt would have set records for every minimum number of punts in a game with the closest being Tony Lorick's 59.3 yards per punt on three punts in 1962.
- » Turk's 75-yarder to in the opener was tied for the seventh-longest punt in school history and remains the second-longest punt in the FBS this season.

Z'S PEDIGREE

- » Cristian Zendejas has quickly added his name to the ASU family legacy in two games at placekicker, following his dad (Luis Zendejas 1981-84) and uncle (Alan Zendejas 1987-89). Luis Zendejas is the former all-time leading scorer in Sun Devil history before he was passed in 2016 by Lou Groza Award winner Zane Gonzalez.
- » Zendejas was named the Pac-12 Special Teams Player of the Week for his effort against Sacramento State as he became the first Sun Devil kicker since 2016 to make four field goals in a game, when Zane Gonzalez kicked four against UTSA. The four field goals are tied for sixth in a single game in school history.
- » Zendejas is 12-for-16 on field goals this season and is 17-for-17 on extra points. His 12 field goals are tied for 10th nationally.
- » Zendejas has four field goals over 40 yards this season, tied for 8th in the country and matches ASU's total from last season. His five field goals from 30-39 yards are tied for seventh in the country.

KEEPING MOMENTUM

- » The Sun Devils had a streak of scoring double-digit points in 125 consecutive games ended against Utah, matching the longest streak in the modern era of FBS football with Louisiana Tech (125 straight games from 2008-2018).
- » ASU also had the FBS' longest active streak of consecutive games scoring more than 7 points ended at 140 straight games in that Utah contest. The Sun Devils had last scored fewer than 7 points when they were shutout, 28-0, against eighth-ranked USC in the 2008 season. They have scored 30 or more points in 77 of those games (55.0 percent).
- » The Sun Devils have won at least seven games in five of the last seven seasons.
- » Sun Devil Football has had one of the top home field advantages in the FBS in the last six seasons, recording a 38-12 record at Sun Devil Stadium since 2012. The 38 wins are tied for 18th nationally in that time while the 12 losses are the 12th-fewest in the FBS

since 2012.

THE KIDS WILL BE ALRIGHT

- » All told, 29 true or redshirt freshmen have played for the Sun Devils this year.
- » Five true freshmen have started a game for ASU, tied the fourth-highest total in the nation behind Alabama and UMASS (7) and Stanford (6).
- » Freshmen are responsible for 1,473 of ASU 1,884 total yards of total offense this season, a 78.1 percentage that ranks behind only Ole Miss (2,189 of 2,628/83.3 percent).
- » Overall, ASU has 40 true freshmen on the roster (sixth in the FBS) and 13 redshirt freshmen. The 54 total freshmen equates to 52.5 percent of ASU's roster of 101 - the fourth-highest percentage of a roster in the FBS behind only Oklahoma State (57.1), UCLA (52.8) and Virginia Tech (52.5)
- » The Sun Devils played 25 freshmen in the season opener (15 true, 10 redshirt) - the most ever in the modern era at ASU. That was the third-highest total in the country behind only Clemson (38 - 27/11) and Baylor (35 - 20/15).
- » Jayden Daniels became the first TRUE freshman quarterback to start for the Sun Devils on Opening Day in ASU's modern era (freshmen became eligible to play in 1972).
- » Daniels is just the sixth true freshman to start any game at quarterback in ASU history, joining Dillon Sterling-Cole (2016), Brock Osweiler (2009), Jake Plummer (1993), John Walker (1984) and Dennis Sproul (1974).
- » For the first time in program history, a freshman was named a team captain after Herm Edwards dubbed true freshman quarterback/athlete Ethan Long as special teams captain before the season. Additionally, Darien Butler will be the first true sophomore captain in program history after the linebacker was named captain for the team's defense. Prior to this season, no player that had been with the program for less than three years had ever been named a team captain in ASU history.
- » Arizona State is the only team in the country starting two true freshmen on its offensive line.

MANDRAKE OF THE WEEK

- » The Mandrake has quickly become a figure of Herm Edwards' lore at Arizona State. The Mandrake embodies strength, speed, athleticism, aggressive, high motor, and mental toughness.
- » This season, the Sun Devils have unveiled a special Mandrake practice uniform to be worn player that most embodies these characteristics in the previous weekend's game.
- » The Mandrake title is only rewarded after a win. As such there was no Mandrake of the Week selected following the Utah loss.



ARIZONA STATE TEAM

50+ Points	52, vs. Oregon State, Sept. 29, 2018 (52-24)
60+ Points	68, vs. Texas Tech, Sep. 10, 2016
70+ Points	79, vs. Colorado State, Nov. 22, 1969
Shut out a non-conference opponent at home	vs. Sacramento State, Sept. 5, 2013 (55-0)
Shut out a conference opponent at home	vs. Washington State, Oct. 30, 2010 (42-0)
Shut out a team on the road	at UTEP, Oct. 19, 1963 (27-0)
Shut out a conference opponent on the road	at UCLA, Oct. 24, 1992 (20-0)
Shut out an Opponent in the First Half	at #18 Michigan State, Sept. 14, 2019 (3-0)
Shut out an Opponent in consecutive First Halves	vs. Kent State (10-0), vs. Sacramento State (3-0), at #18 Michigan State (3-0) 2019
Shut out Opponent in the Second Half	vs. Washington, Nov. 14, 2015
Overtime game	vs. Oregon, Oct. 29, 2015 (L, 62-55)
300+ Yards Rushing	396, vs. Oregon State, Sept. 29, 2018
400+ Yards Rushing	423, vs. New Mexico, Sept. 6, 2014
Less than 50 Yards Rushing	36, at San Diego State, Sept. 15, 2018 (21-28)
Less than 100 Yards Rushing in consecutive games	91, vs. Sacramento State, Sept. 6, 2019 (19-7) 76, at #18 Michigan State, Sept. 14, 2019 (10-7)
Less than 25 Yards Rushing	15, at No. 6 Washington, Nov. 19, 2016
300+ Yards Passing	363, vs. Washington State, Oct. 12, 2019
400+ Yards Passing	418, vs. West Virginia (Cactus Bowl), Jan. 3, 2016
500+ Yards Passing	510, at #16 USC, Oct. 4, 2014
Less than 100 Yards Passing	25, at #13 Utah, Oct. 19, 2019
Less than 200 Yards Passing	25, at #13 Utah, Oct. 19, 2019
500+ Yards Total Offense	532, vs. Washington State, Oct. 12, 2019
600+ Yards Total Offense	652, vs. Texas Tech, Sep. 10, 2016
700+ Yards Total Offense	742, vs. Oregon, Oct. 29, 2015
Less than 300 Yards Total Offense	136, at #13 Utah, Oct. 19, 2019
Less than 200 Yards Total Offense	136, at #13 Utah, Oct. 19, 2019
Less than 150 Yards Total Offense	136, at #13 Utah, Oct. 19, 2019
Beat a Top 5 team	vs. #5 Washington, Oct. 14, 2017
Beat a Top 25 team at home	vs. #16 Utah, Nov. 3, 2018 (38-20)
Beat a Top 10 team at home	vs. #8 Notre Dame, Nov. 8, 2014 (55-31)
Beat a Top 25 team on the road	at #15 Cal, Sept. 27, 2019 (24-17)
Beat a Top 10 team on the road	at #7 UCLA, Oct. 3, 2015 (38-23)
Beat a Top 10 team at a neutral site	vs. #4 Michigan, Jan. 1, 1987 (22-15)
Forced 5 turnovers	5, vs. Washington State, Nov. 22, 2014
Intercepted 4+ Passes	4, at Utah, Oct. 21, 2017
Had 0 turnovers in consecutive games	vs. Oregon State, Sept. 29, 2018 (52-24) at #21 Colorado, Oct. 6, 2018 (21-28)

ARIZONA STATE RUSHING

150+ Rushing Yards	182, Eno Benjamin, vs. UCLA, Nov. 10, 2018 (31-28)
100+ Rushing Yards at Halftime	125, Eno Benjamin, at USC (38-35), Oct. 27, 2018
200+ Rushing Yards	312, Eno Benjamin, vs. Oregon State, Sept. 29, 2018
Two Players with 100+ Rushing Yards	119, Demario Richard, 103, Kalen Ballage, at Oregon State, Nov. 18, 2017
Had a run of 50+ Yards	63, Demario Richard, vs. Arizona, Nov. 25, 2017
Had a run of 75+ Yards	75, Kalen Ballage, vs. Texas Tech, Sep. 10, 2016
Had 30+ Rushing Attempts	34, Eno Benjamin, vs. UCLA, Nov. 10, 2018 (31-28)
70+ Yard run for a Touchdown	75, Kalen Ballage, vs. Texas Tech, Sep. 10, 2016
3+ Rushing Touchdowns	3, Eno Benjamin, at #15 Cal, Sept. 27, 2019
5+ Rushing Touchdowns	8, Kalen Ballage, vs. Texas Tech, Sep. 10, 2016

ARIZONA STATE PASSING

300+ Yards Passing	363, Jayden Daniels vs. Washington State, Oct. 12, 2019
400+ Yards Passing	418, Mike Bercovici, vs. West Virginia (Cactus Bowl), Jan. 3, 2016
Had 30+ Completions	31, Manny Wilkins, at San Diego State, Sept. 15, 2018 (21-28)
Had 40+ Attempts	44, Manny Wilkins, vs. Stanford, Oct. 18, 2018 (13-20)
Had 50+ Attempts	58, Manny Wilkins, at Arizona, Nov. 25, 2016
Had 60+ Attempts	69, Mike Bercovici, vs. #11 UCLA, Sept. 25, 2014
Completed 2+ Passes of 50+ Yards	63, 52, Manny Wilkins, vs. #24 Oregon, Sept. 23, 2017
Completed a Pass of 75+ Yards	86, Jayden Daniels to Brandon Aiyuk, vs. Washington State, Oct. 12, 2019
80+ Yard Pass for a Touchdown	86, Jayden Daniels to Brandon Aiyuk, vs. Washington State, Oct. 12, 2019
Had 4 Touchdown Passes	4, Manny Wilkins, vs. UTSA, Sept. 1, 2018
Had 5 Touchdown Passes	5, Mike Bercovici, vs. Oregon, Oct. 29, 2015
Had 6+ Touchdown Passes	6, Andrew Walter, vs. UCLA, Oct. 23, 2004

ARIZONA STATE RECEIVING

Caught 10+ Passes	13, N'Keal Harry, at Texas Tech, Sept. 16, 2017
140+ yards Receiving	196, Brandon Aiyuk, vs. Washington State, Oct. 12, 2019
200+ Yards Receiving	200, Devin Lucien, at California, Nov. 28, 2015
Two Players with 100+ Yards receiving	N'Keal Harry, 161
Had 3+ Touchdown Catches	Brandon Aiyuk, 101 vs. #16 Utah, Nov. 3, 2018
100+ Yards receiving by a Running Back	3, Brandon Aiyuk, vs. Washington State, Oct. 12, 2019
	114, Kalen Ballage vs. No. 13 Utah, Nov. 10, 2016

ARIZONA STATE DEFENSE

Has 10+ Team Tackles for Loss	15, vs. UTSA, Sept. 1, 2018
Has 15+ Team Tackles for Loss	15, vs. Oregon State, Sept. 29, 2018
Had 5+ Team Sacks	15, Christian Sam, vs. #21 USC, Oct. 28, 2017
Had 15+ Tackles	20, Jordan Simone, at #16 USC, Oct. 4, 2014
Had 20+ Tackles	Khaylan Thomas, 11
2 Players with 10+ Tackles	Cam Phillips, 10, vs. Colorado, Sept. 21, 2019
5+ Consecutive Games w/ at least 10 tackles	7, Christian Sam, 2017
Had 2+ Interceptions	2, De Chavon Hayes vs. Texas Tech, Sep. 10, 2016
Had 3+ Interceptions	3, Mike Nixon, vs. Idaho State, Sept. 5, 2009
INT Return for a Touchdown	25, Shannon Forman, vs. UTSA, Sept. 1, 2018
Fumble Return for a Touchdown	Koron Crump, at Arizona, Nov. 25, 2016
Had 3+ Tackles for Loss	3.5, Khaylan Thomas, vs. Kent State, Aug. 29, 2019
Had 4+ Tackles for Loss	4.0, Tashon Smallwood, vs. New Mexico State, Aug. 31, 2017
Had 4+ Sacks	4.0, Antonio Longino, vs. Arizona, Nov. 21, 2015
Blocked a Punt	Timarcus Davis, at #15 Cal, Sept. 27, 2019
Blocked a FG	Paul Crawford at Washington, Oct. 25, 2014
Blocked a PAT	JoJo Wicker, vs. New Mexico State, Aug. 31, 2017
Recorded a Safety	JoJo Wicker, at Oregon State, Nov. 18, 2017
Recorded 2+ Safeties	2, Villami Lati and Team Safety at #7 UCLA, Oct. 3, 2015
Had 8+ pass breakups	12, vs. Washington State, Oct. 12, 2019

ARIZONA STATE MISCELLANEOUS

Kick Return for a touchdown (on a true kickoff)	100, Tim White at #4 Utah, Oct. 17, 2015
Kick Return for a touchdown (on an inside kick)	42, DJ Calhoun, vs. California, Sept. 24, 2016
Punt Return for a Touchdown	92, N'Keal Harry, at USC, Oct. 27, 2018
Punt Block for a Touchdown	9, Eno Benjamin, at UCLA, Nov. 11, 2017
Blocked Punts in Consecutive Games	vs. Colorado, Nov. 4, 2017, at UCLA, Nov. 11, 2017
Blocked PAT for PAT	Tim White, vs. West Virginia (Cactus Bowl), Jan. 3, 2016
Scored 4+ TDs (Rushing, Receiving) in a game	4 (3 rushing, 1 Receiving) Eno Benjamin vs. Oregon State, Sept. 29, 2018
100-Yd Rusher & 150-Yd Receiver, same game	137, Eno Benjamin
100+ Yards Rushing AND Receiving	196, Brandon Aiyuk, vs. Washington State, Oct. 12, 2019
Punted the ball 70+ Yards	Demario Richard, vs. New Mexico, Sept. 18, 2015 (151 receiving, 104 rush)
Kicked a 50+ Yard Field Goal	75, Michael Turk, vs. Kent State, Aug. 29, 2019
Kicked two 50+ Yard Field Goals, same game	52, Brandon Ruiz, vs. New Mexico State, Aug. 31, 2017
Made 4+ Field Goals	3 (50, 51, 59), Zane Gonzalez at Colorado, Oct. 15, 2018
Blocked Multiple Kicks in one game	4, Cristian Zendejas, vs. Sacramento State, Sept. 6, 2019
Recovered an Inside Kick	at Arizona, Dec. 2, 2010
Overcame a two-possession fourth quarter deficit	Deion Guignard, vs. Colorado, Nov. 4, 2017 19 points, at Arizona, Nov. 24, 2018 (41-40)

OPPONENT TEAM

50+ Points	52, vs. #24 N.C. State, Dec. 29, 2017
Shut out ASU at Sun Devil Stadium (Non-Conference)	vs. Missouri, Oct. 1, 1977 (0-15)
Shut out ASU at Sun Devil Stadium (Conference)	vs. California, Oct. 30, 2004 (0-27)
Shut out ASU at opponent home (Non-Conference)	at Missouri, Sept. 28, 1974 (0-9)
Shut out ASU at opponent home (Conference)	at USC, Oct. 11, 2008 (0-28)
Shut out ASU in the First Half	at #13 Utah, Oct. 19, 2019 (14-0)
Shut out ASU in the Second Half	vs. #5 Washington, Oct. 14, 2017
Held ASU without an offensive touchdown in a half	at #13 Utah, Oct. 19, 2019 (both halves)
200+ Yards Rushing	238, at Arizona, Nov. 24, 2018 (41-40)
300+ Yards Rushing	311, at San Diego State, Sept. 15, 2018 (21-28)
400+ Yards Rushing	511, at Arizona, Nov. 25, 2016
Less than 50 Yards Rushing	32, vs. Washington State, Oct. 12, 2019
300+ Yards Passing	466, vs. Washington State, Oct. 12, 2019
400+ Yards Passing	466, vs. Washington State, Oct. 12, 2019
500+ Yards Passing	543, at Texas Tech, Sept. 16, 2017
Less than 100 Yards Passing	80, vs. Kent State, Aug. 29, 2019
Less than 200 Yards Passing	191, at #13 Utah, Oct. 19, 2019
500+ Yards Total Offense	573, at UCLA, Nov. 11, 2017
600+ Yards Total Offense	607, vs. #21 USC, Oct. 28, 2017
<300 Yards Total Offense in Consecutive Games	vs. #5 Washington (230), at Utah (265), 2017
Less than 200 Yards Total Offense	200, vs. Kent State, Aug. 29, 2019
Less than 150 Yards Total Offense	37, vs. Idaho State, Sept. 5, 2009
Forced 5 ASU Turnovers	7, vs. Oregon, Sept. 25, 2010
Intercepted 4 ASU Passes	4, vs. Oregon, Oct. 18, 2012
Had 0 Turnovers	vs. Washington State, Oct. 12, 2019

OPPONENT RUSHING

125+ Rushing Yards	212, Ronnie Rivers, vs. #21 Fresno State, December 15, 2018 (20-31)
200+ Rushing Yards	212, Ronnie Rivers, vs. #21 Fresno State, December 15, 2018 (20-31)
Two Players with 100+ Rushing Yards	Jwan Washington, 138 Chase Jasmin, 112, at San Diego State, Sept. 15, 2018 (21-28)
Had a run of 50+ Yards	68 (TD), Ronnie Rivers, vs. #21 Fresno State, December 15, 2018 (20-31)
Had a run of 80+ Yards	82, Joe Williams, vs. No. 13 Utah, Nov. 10, 2016
Had 30+ Rushing Attempts	30, Trav McMillian, at #21 Colorado, Oct. 6, 2018 (21-28)
80+ Yard run for a Touchdown	95, Rashaad Penny, vs. San Diego State, Aug. 31, 2017

OPPONENT PASSING

300+ Yards Passing	466, Anthony Gordon, vs. Washington State, Oct. 12, 2019
400+ Yards Passing	466, Anthony Gordon, vs. Washington State, Oct. 12, 2019
500+ Yards Passing	543, Nic Shimonek, at Texas Tech, Sept. 16, 2017
Had 30+ Completions	44, Anthony Gordon, vs. Washington State, Oct. 12, 2019
Had 40+ Attempts	64, Anthony Gordon, vs. Washington State, Oct. 12, 2019
Had 50+ Attempts	64, Anthony Gordon, vs. Washington State, Oct. 12, 2019
Had 60+ Attempts	76, Luke Falk, vs. Washington State, Nov. 22, 2014
Completed a Pass of 50+ Yards	51, Steven Montez, at #21 Colorado, Oct. 6, 2018 (21-28)
80+ Yard Pass for a Touchdown	95, Brandon Dawkins to Trey Griffey, vs. Arizona, Nov. 21, 2015
Had 4+ Touchdown Passes	6, Nic Shimonek, at Texas Tech, Sept. 16, 2017
Had 5+ Touchdown Passes	6, Nic Shimonek, at Texas Tech, Sept. 16, 2017

OPPONENT RECEIVING

Caught 10+ Passes	14, Easop Winstop, vs. Washington State, Oct. 12, 2019
150+ yards Receiving	150, Tony Brown, vs. Colorado, Sept. 21, 2019
Two Players with 100+ Yards	186, Keke Coutee
150+ Yards Receiving	160, Dylan Cantrell at Texas Tech, Sept. 16, 2017
200+ Yards Receiving	252, Vince Mayle, vs. Washington State, Nov. 22, 2014
Had 4+ Touchdown Catches	3, Tony Brown, vs. Colorado, Sept. 21, 2019

OPPONENT DEFENSE

Had 15+ Tackles	15, Evan Weaver, at #15 Cal, Sept. 27, 2019
Had 2+ Interceptions	2, J. Reid, at Stanford, Sept. 30, 2017
Had 4+ Tackles for Loss	5.0, Jalen Jelks, vs. #24 Oregon, Sept. 23, 2017
Had 3+ Sacks	3.0, Bradlee Anae, at #13 Utah, Oct. 19, 2019
Blocked a Punt	John Davis, Jr., at Texas Tech, Sept. 16, 2017
Blocked a FG	Nick Forbes, California, Sept. 29, 2012
Blocked a PAT	P. Hightower, vs. New Mexico, Sept. 6, 2014
Recorded a Safety	Team Safety, Stanford, Sept. 21, 2013

OPPONENT MISCELLANEOUS

Kick Return for a Touchdown	99, Rashaad Penny, vs. New Mexico State, Aug. 31, 2017
Punt Return for a Touchdown	82, Tyler Vaughns, at USC, Oct. 27, 2018
Interception Return for a Touchdown	70, Anthonia Kelly, vs. #21 Fresno State, December 15, 2018 (20-31)
Fumble Return for a Touchdown	Chris Hawkins, vs. #19 USC, Sept. 26, 2015
Punt Block for a Touchdown	Chris Conte, California, Oct. 23, 2010
Scored 3+ TDs (Rushing and Receiving) in a game	4 (2 receiving, 2 rushing) Laviska Shenault, at #21 Colorado, Oct. 6, 2018 (21-28)
Punted the ball 70+ Yards	70, Tom Hackett, at Utah, Nov. 9, 2013
Kicked a 50+ Yard Field Goal	54, John Baron, at San Diego State, Sept. 15, 2018 (21-28)
Made 3+ Field Goals	4, Josh Pollack, at Arizona, Nov. 24, 2018 (41-40)
Missed 3+ Field Goals	3, at #18 Michigan State, Sept. 14, 2019 (10-7)
Recovered an Inside Kick	at Oregon State, Nov. 18, 2017



PASSING CAREER HIGHS (alphabetical)

Name	COMP.	ATT.	YRDS.	LONG	TD	INTs
Jayden Daniels	26	39	363	86	3	1
	vs. WSU, 2019	vs. COLO, 2019	vs. WSU, 2019	vs. WSU, 2019	vs. WSU, 2019	vs. COLO, 2019

RUSHING CAREER HIGHS (alphabetical)

Name	ATT	YARDS	LONG	TD
Benjamin, Eno	34	312	49	3
	vs. UCLA, 2018	vs. OSU, 2018	at USC, 2018	3x, last at CAL, 2019
Carter, A.J.	3	12	8	-
	2x, last vs. WSU, 2019	at CAL, 2019	2x, last vs. WSU, 2019	-
Daniels, Jayden	12	84	24	1
	3x, last at CAL, 2019	at CAL, 2019	at CAL, 2019	2x, last vs. WSU, 2019
Darby, Frank	1	21	21	1
	at TTU, 2017	at TTU, 2017	at TTU, 2017	at TTU, 2017
Floyd, Isaiah	10	79	23	1
	vs. Utah, 2018	vs. UTSA, 2018	vs. UCLA, 2018	vs. UTSA, 2018
Long, Ethan	3	21	16	-
	vs. KENT, 2019	vs. KENT, 2019	vs. KENT, 2019	-
Lucas, Paul	1	12	12	-
	vs. Utah, 2018	vs. Utah, 2018	vs. Utah, 2018	-
Williams, Kyle	3	65	49	-
	at UCLA, 2017	at STAN, 2017	at STAN, 2017	-

RECEIVING CAREER HIGHS (alphabetical)

Name	REC	YARDS	LONG	TD
Aiyuk, Brandon	9	196	86	3
	2x, last vs. COLO, 2019	vs. WSU, 2019	vs. WSU, 2019	vs. WSU, 2019
Benjamin, Eno	6	94	72	1
	2x, last vs. WSU, 2019	vs. SAC, 2019	vs. SAC, 2019	4x, last vs. SAC, 2019
Carter, A.J.	1	16	16	-
	2x, last vs. SAC, 2019	vs. KENT, 2019	vs. KENT, 2019	-
Darby, Frank	5	131	72	1
	at SDSU, 2018	at COLO, 2018	at COLO, 2018	5x, last vs. COLO, 2019
Hodges, Curtis	2	31	31	1
	4x, last at CAL, 2019	vs. COLO, 2017	vs. COLO, 2017	at OSU, 2017
Hudson, Tommy	3	23	23	-
	at USC, 2018	at UCLA, 2017	at UCLA, 2017	-
Kerley, Jordan	2	59	33	-
	vs. COLO, 2019	vs. COLO, 2019	vs. COLO, 2019	-
Matthews, Nolan	1	13	13	-
	vs. SAC, 2019	vs. SAC, 2019	vs. SAC, 2019	-
Newsome, Ryan	3	65	23	-
	2x, last vs. MSU, 2018	vs. NCST, 2017	vs. NCST, 2017	-
Pearsall, Ricky	1	38	38	-
	4x, last vs. WSU, 2019	at CAL, 2019	at CAL, 2019	-
Pierce, Brandon	1	7	7	-
	at MSU, 2019	at MSU, 2019	at MSU, 2019	-
Porter, Geordon	2	28	28	-
	vs. WSU, 2019	at CAL, 2019	at CAL, 2019	-
Williams, Kyle	8	121	54	2
	vs. WASH, 2017	vs. USC, 2017	at TTU, 2017	at TTU, 2017

SITUATIONAL RECORDS

CURRENT STREAK	LOST 1
CURRENT HOME STREAK	WON 1
CURRENT ROAD/NEUTRAL STREAK	LOST 1
LAST WIN	38-34, VS. WASHINGTON STATE (10/12/19)	
LAST HOME WIN	38-34, VS. WASHINGTON STATE (10/12/19)	
LAST ROAD/NEUTRAL WIN	24-17, AT #15 CAL (9/27/19)	
LAST LOSS	21-3, AT #13 UTAH (10/19/19)	
LAST HOME LOSS	34-21, VS. COLORADO (9/21/19)	
LAST ROAD/NEUTRAL LOSS	21-3, AT #13 UTAH (10/19/19)	
LAST WIN OVER RANKED OPPONENT	24-17, AT #15 CAL (9/27/19)	

	2019	HE
HOME	3-1	8-2
AWAY	2-1	4-5
NEUTRAL	0-0	0-1
VS. AP RANKED OPPONENTS	2-1	4-4

AUGUST	1-0	1-0
SEPTEMBER	3-1	6-3
OCTOBER	1-1	2-3
NOVEMBER	0-0	3-1
DECEMBER	0-0	0-1

LEADING AT HALFTIME	3-0	8-0
TRAILING AT HALFTIME	0-2	2-5
TIED AT HALFTIME	2-0	2-3
SCORING FIRST	4-0	8-4
OPPONENT SCORING FIRST	1-2	4-4

SCORE < 20 POINTS	2-1	3-2
SCORE 20+ POINTS	3-1	9-6
SCORE 30+ POINTS	2-1	8-1
SCORE 40+ POINTS	0-0	2-0
OPPONENT SCORE < 20 POINTS	4-0	6-0
OPPONENT SCORE 20+ POINTS	1-2	6-8
OPPONENT SCORE 30+ POINTS	1-1	3-3
OPPONENT SCORE 40+ POINTS	0-0	1-0

GAIN < 20 FIRST DOWNS	4-1	4-5
GAIN 20+ FIRST DOWNS	1-1	8-3
GAIN 25+ FIRST DOWNS	1-0	4-0
GAIN 30+ FIRST DOWNS	0-0	0-0
OPPONENT GAIN < 20 FIRST DOWNS	3-0	5-1
OPPONENT GAIN 20+ FIRST DOWNS	2-2	6-7
OPPONENT GAIN 25+ FIRST DOWNS	1-0	3-2
OPPONENT GAIN 30+ FIRST DOWNS	0-0	0-0

MORE RUSHING YARDS THAN OPPONENT	4-0	8-0
FEWER RUSHING YARDS THAN OPPONENT	1-2	3-8
RUSH FOR < 100 YARDS	2-0	3-2
RUSH FOR < 200 YARDS	3-2	5-6
RUSH FOR 100+ YARDS	3-2	7-5
RUSH FOR 200+ YARDS	0-0	4-0
OPPONENT RUSHES FOR < 100 YARDS	2-0	4-0
OPPONENT RUSHES FOR 100+ YARDS	3-2	7-8
OPPONENT RUSH FOR 200+ YARDS	0-0	2-2

MORE PASSING YARDS THAN OPPONENT	3-1	8-3
FEWER PASSING YARDS THAN OPPONENT	2-1	4-5
PASS FOR < 200 YARDS	2-1	5-4
PASS FOR 200+ YARDS	3-1	7-4
PASS FOR 300+ YARDS	2-1	3-3
PASS FOR 400+ YARDS	0-0	0-0
OPPONENT PASSES FOR < 200 YARDS	2-1	4-3
OPPONENT PASSES FOR 200+ YARDS	3-1	8-5
OPPONENT PASS FOR 300+ YARDS	1-1	3-2
OPPONENT PASS FOR 400+ YARDS	1-0	1-0

MORE TOTAL YARDS THAN OPPONENT	4-0	10-1
FEWER TOTAL YARDS THAN OPPONENT	1-2	2-7
GAIN < 300 TOTAL YARDS	1-1	1-3
GAIN 300+ TOTAL YARDS	4-1	11-5
GAIN 400+ TOTAL YARDS	2-1	9-2
GAIN 500+ TOTAL YARDS	1-0	4-0
OPPONENT GAINS < 300 TOTAL YARDS	2-0	3-0
OPPONENT GAINS 300+ TOTAL YARDS	3-2	8-8
OPPONENT GAIN 400+ TOTAL YARDS	2-1	7-4
OPPONENT GAIN 500+ TOTAL YARDS	0-0	1-0

COMMIT < 6 PENALTIES	3-2	6-4
COMMIT 6+ PENALTIES	2-0	6-4

3RD DOWN % < 25	0-1	0-2
3RD DOWN % 25-49	4-0	7-4
3RD DOWN % 50+	1-1	5-2
OPPONENT 3RD DOWN % < 25	0-0	1-0
OPPONENT 3RD DOWN % 25-49	4-0	8-5
OPPONENT 3RD DOWN % 50+	1-2	3-3

TRAIL TIME OF POSSESSION	3-2	8-6
LEAD TIME OF POSSESSION	2-0	4-2

TURNOVERS - 0	2-0	4-2
TURNOVERS - 1+	3-2	8-6
TURNOVERS - 3+	0-0	0-1
TAKEAWAYS - 0	1-0	1-2
TAKEAWAYS - 1+	4-2	9-6
TAKEAWAYS - 3+	1-1	3-3



DEFENSIVE CAREER HIGHS (alphabetical)

Name	Tackles	TFL	Sacks	INT	PBU	FF	FR
Butler, Darien	10	2.0	1.0	-	1	1	1
	vs. FSU, 2018	vs. OSU, 2018	2x, last vs. SAC, 2019	-	vs. COLO, 2019	vs. SAC, 2019	2x, last at ORE, 2018
Clark, Jordan	1	-	-	-	-	-	-
	vs. KENT, 2019	-	-	-	-	-	-
Cornay, Darien	2	-	-	-	-	-	-
	vs. KENT, 2019	-	-	-	-	-	-
Crosswell, Aashari	9	1.0	-	1	2	2	1
	2x, last at UTAH, 2019	2x, last at UTAH, 2019	-	5x, last at CAL, 2019	4x, last vs. WSU, 2019	at UTAH, 2019	2x, last at UTAH, 2019
Davidson, D.J.	7	2.5	2.0	-	1	-	-
	at UTAH, 2019	vs. SAC, 2019	vs. UTSA, 2018	-	2x, last at CAL, 2019	-	-
Davis, Timarcus	2	-	-	-	-	-	-
	3x, last at CAL, 2019	-	-	-	-	-	-
Fields, Evan	13	2.0	-	-	1	-	1
	at MSU, 2019	vs. STAN, 2018	-	-	vs. UCLA, 2018	-	at UTAH, 2019
Forman, Shannon	6	1.5	-	1	1	-	1
	at COLO, 2018	at SDSU, 2018	-	vs. UTSA, 2018	2x, last vs. FSU, 2018	-	vs. FSU, 2018
Harts, Willie	6	-	-	-	1	-	-
	at UTAH, 2019	-	-	-	vs. KENT, 2019	-	-
Hatch, Case	3	-	-	-	-	-	-
	vs. KENT, 2019	-	-	-	-	-	-
Johnson, Tyler	7	2.0	2.0	-	1	1	1
	vs. Utah, 2018	2x, last vs. UCLA, 2018	2x, last vs. UCLA, 2018	-	vs. WSU, 2019	2x, last at UTAH, 2019	at ARIZ, 2018
Jones, Jack	11	-	-	-	5	1	-
	vs. WSU, 2019	-	-	-	vs. WSU, 2019	vs. KENT, 2019	-
Lea, George	6	1.5	1.0	-	-	-	1
	at ORE, 2018	at ORE, 2018	2x, last at CAL, 2019	-	-	-	2x, last vs. KENT, 2019
Lole, Jermaine	8	2.0	1.0	-	2	-	1
	at MSU, 2019	2x, last at UTAH, 2019	5x, last at CAL, 2019	-	2x, last vs. UCLA, 2018	1	at UTAH, 2019
Lucas, Chase	12	3.0	1.0	1	2	vs. Utah, 2018	-
	vs. COLO, 2017	vs. UTSA, 2018	2x, last at USC, 2018	6x, last at UTAH, 2019	2x, last vs. COLO, 2017	-	-
Markham, Kejuan	3	0.5	-	-	-	-	1
	at MSU, 2019	at MSU, 2019	-	-	-	-	vs. COLO, 2019
Matus, Michael	2	-	-	-	-	-	-
	vs. KENT, 2019	-	-	-	-	-	-
Pesefea, T.J.	4	1.0	-	-	-	-	-
	at UTAH, 2019	at UTAH, 2019	-	-	-	-	-
Phillips, Cam	10	1.0	-	1	2	1	1
	vs. COLO, 2019	vs. COLO, 2019	-	2x, last vs. SAC, 2019	at MSU, 2019	vs. SAC, 2019	vs. KENT, 2019
Robertson, Merlin	11	1.5	1.5	1	1	1	1
	2x, last at CAL, 2019	2x, last vs. STAN, 2018	vs. MSU, 2018	vs. Utah, 2018	3x, last vs. vs. SAC, 2019	2x, last vs. KENT, 2019	vs. OSU, 2018
Soelle, Kyle	4	1.0	1.0	-	1	1	-
	vs. OSU, 2018	2x, last vs. OSU, 2018	2x, last vs. OSU, 2018	-	at UTAH, 2019	2x, last vs. OSU, 2018	-
Thomas, Khaylan	11	3.5	1.5	-	-	1	1
	vs. COLO, 2019	vs. KENT, 2019	vs. KENT, 2019	-	-	vs. KENT, 2019	vs. SAC, 2019
Whiley, Tyler	5	-	-	-	1	-	1
	2x, last at MSU, 2019	-	-	-	vs. WSU, 2019	-	at MSU, 2019
Wilkins, Roe	3	-	-	-	-	-	-
	at CAL, 2019	-	-	-	-	-	-
Williams, Kobe	8	1.0	-	1	2	1	-
	vs. STAN, 2018	4x, last vs. KENT, 2019	-	2x, last vs. Utah, 2018	5x, last vs. WSU, 2019	vs. KENT, 2019	-

Career Starts

OFFENSE.....Consecutive/Career

Cabral, Cohl.....	33/33
Benjamin, Eno.....	20/20
Losoya, Alex.....	16/19
Hudson, Tommy.....	12/22
Darby, Frank.....	8/18
Aiyuk, Brandon.....	8/10
Miller, Steven.....	7/29
Daniels, Jayden.....	7/7
West, Dohnovan.....	7/7
Henderson, LaDarius.....	5/5
Williams, Kyle.....	1/29
Hodges, Curtis.....	0/1
Robertson, Zach.....	0/15
Bubak, Jared.....	0/1
Bell, Jarrett.....	0/2
Hemsley, Roy.....	0/2
Newsome, Ryan.....	0/1
Sterling-Cole, Dillon.....	0/1

DEFENSE.....Consecutive/Career

Butler, Darien.....	20/20
Lucas, Chase.....	11/29
Lole, Jermaine.....	11/11
Lea, George.....	10/18
Crosswell, Aashari.....	10/17
Fields, Evan.....	9/11
Thomas, Khaylan.....	8/9
Robertson, Merlin.....	7/18
Williams, Kobe.....	2/33
Harts, Willie.....	1/2
Davidson, D.J.....	1/6
Phillips, Cam.....	0/7
Jones, Jack.....	0/2
Johnson, Tyler.....	0/6
Soelle, Kyle.....	0/2
Forman, Shannon.....	0/8
Whiley, Tyler.....	0/1

Longest Active Starting Streaks.....

Cabral, Cohl.....	33
Eno Benjamin.....	20
Darien Butler.....	20
Alex Losoya.....	16
Tommy Hudson.....	12
Chase Lucas.....	12
Jermaine Lole.....	12
George Lea.....	10
Aashari Crosswell.....	10



ON THE AIR

Hear the hometown call with broadcaster Tim Healey and color analyst Jeff Van Raaphorst as well as sideline reporter Jordan Simone providing all the action for Sun Devil Football this season. The hometown broadcasts are boosted by Bonneville's powerful sports/talk lineup of Arizona Sports 98.7 FM, ESPN Phoenix 620 AM and 92.3 KTAR News FM.

This week's game will be broadcast on Arizona Sports 98.7 FM.

The Pac-12 will again provide access to Armed Forces Network for carriage of Pac-12 football games in 2019 for the benefit of the men and women in the military.

LIGHTS, CAMERA, ACTION

The Sun Devils are back on the Pac-12 Network this week-end with Ted Robinson on the call with analyst Yogi Roth. Lewis Johnson will provide insight from the sidelines

THIS WEEK'S TELEVISION CREW

Pac-12 Network
Play-by-Play: Ted Robinson
Color: Yogi Roth
Sideline: Lewis Johnson

THIS WEEK'S RADIO CREW

Sun Devil Radio Network, presented by MidFirst Bank
Play-by-Play: Tim Healey
Color: Jeff Van Raaphorst
Sideline: Jordan Simone
Pre/Postgame: Jeff Munn
Channels: Arizona Sports 98.7 FM

Sun Devil Sports Radio Network Affiliates	
KMVP 98.7FM	Phoenix - Flagship Station
KVNA 104.7FM	Flagstaff
KATO 1240AM	Stafford
KDAP 96.5FM	Douglas
KNTR 980FM	Lake Havasu
KZUA 92.1FM	Holbrook
KAZM 780AM	Sedona
KIKO 105.1FM	Globe, Miami, San Carlos
KRVZ 1400AM	Springerville
KNKI 106.7FM	Show Low
KYCA 1490AM	Prescott
KINO 1230AM	Winslow

RECORD WATCH

Career Rushing Yards

- 10.) 2,649 - Art Malone (1967-69)
11.) 2,617 - Darryl Harris (1984-87)
--.) 2,717 - **Eno Benjamin (2017-p)**

Career Rushing TDs

- 5.) 28 - Art Malone (1967-69)
--.) 24 - **Eno Benjamin (2017-p)**

Career Carries

- 7.) 565 - Art Malone (1967-69)
--.) 463 - **Eno Benjamin (2017-p)**

Career Games Rushing for 100 Yards

- 4.) 14 - Art Malone (1967-69)
5.) 13 - Demario Richard (2014-17)
--.) 13 - **Eno Benjamin (2017-p)**

TROPHY CASE

Eno Benjamin (Running Back)

2019 Season: Earl Campbell Tyler Rose HM PotW, Week 7; Walter Camp Player of the Year Watch List, Hornung Award Watch List, Doak Walker Preseason Watch List, Maxwell Award Watch List Preseason All-American (AP/Athlon/Phil Steele/CFN) **Pre-2019** - Earl Campbell Tyler Rose Finalist; AP All-American (Second Team); Pac-12 All-Conference (First Team); PFF All-Pac-12 Team; Pac-12 All-Academic (Honorable Mention); Doak Walker Award Semifinalist, Earl Campbell Tyler Rose Honorable Mention (Nov. 6); Earl Campbell Tyler Rose (Oct. 30); Pac-12 Offensive Player of the Week (Oct. 1); Rose Bowl Player of the Week (Oct. 1); Earn Campbell Tyler Rose Player of the Week, (Oct. 1); 2018 Maxwell Award Watch List; 2018 Athlon Sports Preseason All-Pac-12 team; 2018 Doak Walker Preseason Watch List ; 2018 Earl Campbell Tyler Rose Award preseason watch list

Cohl Cabral (Center)

Pac-12 Offensive Lineman of the Week - Week 5; 2019 Outland Trophy Preseason Watch List; 2019 Rimington Trophy Preseason Watch List; Pac-12 All-Conference (Second Team); 2018 Rimington Trophy Preseason Watch List

Chase Lucas (Defensive Back)

2018 Athlon Sports Preseason All-Pac-12 team; 2018 Bronco Nagurski Watch List ; 2017 FWAA Freshman All-America Team; 2017 USA Today Freshman All-American; 2017 All-Conference Second Team

Kyle Williams (Wide Receiver)

2019 Wuerffel Award Watch List, 2019 AFCA Good Works Team Nominee; Pac-12 All-Academic (Second Team)

Merlin Robertson (Linebacker)

2019 Nagurski Trophy Preseason Watch List, 2019 Bednarik Award Watch List; Pac-12 Freshman Defensive Player of the Year; Pac-12 Defensive Player of the Week (Nov. 5); Walter Camp Defensive Player of the Week - Week 2

Tyler Whiley (Defensive Back)

2019 Lott IMPACT Watch List

Michael Turk (Punter)

Ray Guy Super 8 honoree, Week 2; Ray Guy Punter of the Week, Week 1; Pac-12 Special Teams Player of the Week, Week 1; 2019 Ray Guy Award Watch List

Jayden Daniels (Quarterback)

Pac-12 Freshman of the Week, Week 7; Athlon Sports PotW, Week 7; Manning Star of the Week, Week 7; Rose Bowl Pac-12 PotW, Week 7; Maxwell Award PotW, Week 7; Davey O'Brien Great 8, Week 7; Pac-12 Freshman of the Week, Week 3; Pac-12 Freshman of the Week, Week 1; FWAA Freshman All-American Watch-List, 247 Preseason Freshman All-American

Brandon Aiyuk (Wide Receiver)

Pac-12 Offensive Player of the Week - Week 7

Cristian Zendejas (Placekicker)

Pac-12 Special Teams Player of the Week, Week 2; Lou Groza 3 Stars of the Week, Week 2

Jermayne Lole (Defensive Line)

Pac-12 Defensive Lineman of the Week, Week 3

Brandon Aiyuk (Wide Receiver)

2019 Biletnikoff Watch List

George Lea (Defensive Lineman)

Pac-12 Defensive Lineman of the Week - Week 5

2019 STATISTICAL RANKINGS

TEAM

CATEGORY	NAT'L	PAC-12	VALUE
3rd Down Conversion Pct (130 ranked)	69	10	0.39
3rd Down Conversion Pct Defense (130 ranked)	100	7	0.431
4th Down Conversion Pct (130 ranked)	41	6	0.625
4th Down Conversion Pct Defense (130 ranked)	59	7	0.462
Blocked Kicks (39 ranked)	39	3	1
Blocked Kicks Allowed (130 ranked)	1	1	0
Blocked Punts (11 ranked)	11	1	1
Blocked Punts Allowed (126 ranked)	1	1	0
Completion Percentage (130 ranked)	79	8	0.593
Fewest Penalties (130 ranked)	52	3	42
Fewest Penalties Per Game (130 ranked)	49	3	6
Fewest Penalty Yards (130 ranked)	98	9	451
Fewest Penalty Yards Per Game (130 ranked)	98	9	64.43
First Downs Defense (130 ranked)	42	3	132
First Downs Offense (130 ranked)	116	12	120
Fumbles Lost (130 ranked)	35	5	4
Fumbles Recovered (127 ranked)	7	1	8
Kickoff Return Defense (130 ranked)	76	8	21.33
Kickoff Returns (130 ranked)	36	4	23
Net Punting (130 ranked)	7	1	43.43
Passes Had Intercepted (130 ranked)	8	3	2
Passes Intercepted (129 ranked)	99	8	3
Passing Offense (130 ranked)	69	9	233.6
Passing Yards Allowed (130 ranked)	93	7	252.6
Passing Yards per Completion (130 ranked)	14	1	14.22
Punt Return Defense (130 ranked)	43	3	5.36
Punt Returns (130 ranked)	66	7	7.64
Red Zone Defense (129 ranked)	33	4	0.778
Red Zone Offense (130 ranked)	28	3	0.905
Rushing Defense (130 ranked)	18	2	100.1
Rushing Offense (130 ranked)	100	9	131
Sacks Allowed (130 ranked)	102	10	2.71
Scoring Defense (130 ranked)	18	3	18.1
Scoring Offense (130 ranked)	105	10	22.1
Tackles for Loss Allowed (130 ranked)	75	8	6.14
Team Passing Efficiency (130 ranked)	56	7	141.62
Team Passing Efficiency Defense (130 ranked)	60	6	129.43
Team Sacks (130 ranked)	90	10	1.71
Team Tackles for Loss (130 ranked)	86	8	5.4
Time of Possession (130 ranked)	87	7	29.12
Total Defense (130 ranked)	43	3	352.7
Total Offense (130 ranked)	98	10	364.6
Turnover Margin (130 ranked)	19	3	0.71
Turnovers Gained (130 ranked)	54	7	11
Turnovers Lost (130 ranked)	10	3	6
Winning Percentage (128 ranked)	26	3	0.714

INDIVIDUAL

CATEGORY	PLAYER	NAT'L	P12	VALUE
All Purpose (200 ranked)	Brandon Aiyuk	20	1	129.43
	Eno Benjamin	41	4	116.86
	Brandon Aiyuk	55	6	248
Combined Kick Returns (200 ranked)	Jayden Daniels	75	9	0.593
Completion Percentage (106 ranked)	Jayden Daniels	64	9	16.43
Completions Per Game (100 ranked)	Christian Zendejas	50	5	0.75
Field Goal Percentage (107 ranked)	Christian Zendejas	13	2	1.71
Field Goals Per Game (131 ranked)	Aashari Crosswell	8	1	0.43
Forced Fumbles (91 ranked)	Jack Jones	9	2	1.6
Passes Defended (31 ranked)	Jayden Daniels	51	8	141.6
Passing Efficiency (106 ranked)	Jayden Daniels	35	5	1.635
Passing Yards (130 ranked)	Jayden Daniels	42	6	233.6
Passing Yards Per Game (130 ranked)	Jayden Daniels	14	1	14.22
Passing Yards per Completion (106 ranked)	Michael Turk	8	1	46.8
Punting (96 ranked)	Brandon Aiyuk	34	5	5
Receiving TDs (124 ranked)	Brandon Aiyuk	11	2	658
Receiving Yards (199 ranked)	Brandon Aiyuk	12	2	94
Receiving Yards Per Game (199 ranked)	Eno Benjamin	20	2	7
Rushing TDs (153 ranked)	Eno Benjamin	31	2	633
Rushing Yards (200 ranked)	Eno Benjamin	37	4	90.4
Rushing Yards Per Game (200 ranked)	Eno Benjamin	52	5	7.7
Scoring (178 ranked)	Christian Zendejas	68	9	7.6
	Jayden Daniels	36	3	263
Total Offense (200 ranked)	Eno Benjamin	42	4	54
Total Points Scored (127 ranked)	Christian Zendejas	62	8	53
	Eno Benjamin	17	2	9
Total Touchdowns (116 ranked)	Jayden Daniels	28	6	8.43
Yards per Pass Attempt (106 ranked)	Brandon Aiyuk	13	1	20.56
Yards per Reception (200 ranked)				



2019 ROSTER

No.	Name	Ht.	Wt.	Pos.	Yr.	Hometown (Last School)
2	Aiyuk, Brandon	6-1	206	WR	Sr.	Reno, Nev. / McQueen / Sierra College
75	Bates, Alijah	6-8	225	OL	Fr.	Colorado Springs, Colo. / Doherty
50	Bell, Jarrett	6-5	299	OL	R-Fr.	Norco, Calif. / Norco
3	Benjamin, Eno	5-10	210	RB	Jr.	Wylie, Texas / Wylie East
16	Bourquet, Trenton	5-11	171	QB	Fr.	Marana, Ariz. / Marana
60	Breed, Kyle	6-7	286	OL	R-So.	Tucson, Ariz. / Ironwood Ridge
81	Bubak, Jared	6-5	242	TE	R-Jr.	Lincoln, Neb. / Lincoln Christian
37	Butler, Darien	5-11	243	LB	So.	Harbor City / Narbonne
73	Cabral, Cohl	6-5	304	OL	Sr.	Rancho Cucamonga, Calif. / Los Osos
46	Carras, Oliver	6-3	210	LB	Fr.	Scottsdale, Ariz. / Chaparral
25	Carter, A.J.	6-0	218	RB	R-Fr.	Many, La. / Many
1	Clark, Jordan	5-10	170	DB	Fr.	Baton Rouge, La. / University Lab
96	Cooper, Anthonie	6-2	280	DL	Fr.	Goodyear, Ariz. / Millennium
22	Cornay, Darien	5-11	188	DB	Sr.	Los Alamitos, Calif. / Los Alamitos / Cerritos College
72	Cote, Cade	6-3	290	OL	R-Sr.	Gilbert, Ariz. / Williams Field
16	Crosswell, Aashari	6-0	196	S	So.	Long Beach, Calif. / Long Beach Poly
5	Daniels, Jayden	6-3	175	QB	Fr.	San Bernardino, Calif. / Cajon
84	Darby, Frank	6-1	200	WR	R-Jr.	Jersey City, N.J. / Lincoln
98	Davidson, D.J.	6-4	313	DL	R-So.	Mesa, Ariz. / Desert Ridge
26	Davis, Keith	6-1	187	WR	R-Fr.	San Diego, Calif. / Scripps Ranch
6	Davis, Timarcus	6-0	177	DB	R-So.	College Station, Texas / College Station / Baylor
35	Desmarais, Jacob	5-10	169	DB	Fr.	San Antonio, Texas / Johnson
78	DeWys, Roman	6-5	299	OL	Fr.	Chandler, Ariz. / Basha
93	Dickerson, Erik	6-1	224	LS	R-Jr.	Scottsdale, Ariz. / Chaparral / Scottsdale CC
4	Fields, Evan	6-0	193	DB	Jr.	Oklahoma City, Okla. / Midwest City
9	Flowers, Demetrious	6-0	201	RB	Fr.	Bellflower, Calif. / St. John Bosco
31	Floyd, Isaiah	5-7	176	RB	R-Jr.	Pleasanton, Calif. / Foothill / City College of San Francisco
97	Forman, Shannon	6-2	293	DL	Jr.	Baton Rouge, La. / Southern Lab
79	Frias, Ralph	6-6	320	OL	R-Fr.	Safford, Ariz. / Safford
36	Gammage, Alijah	5-11	179	DB	R-Fr.	Phoenix, Ariz. / Desert Vista
47	Gould, Tavian	5-8	182	RB	R-Fr.	Southlake, Texas / Southlake Carroll
48	Granatelli, Vincenzo	6-4	184	DB	Jr.	Moopark, Calif. / Oak Park / Southern Nazarene
89	Hart, Josh	6-0	191	WR	Fr.	Mesa, Ariz. / Salpointe
3	Harts, Willie	6-0	162	DB	Fr.	Pittsburg, Calif. / Pittsburg Senior
54	Hatch, Case	6-1	226	LB	Fr.	Gilbert, Ariz. / Perry
63	Hemsley, Roy	6-6	325	OL	R-Sr.	Los Angeles, Calif. / Winward / USC
77	Henderson, LaDarius	6-4	285	OL	Fr.	Waxahachie, Texas / Waxahachie
86	Hodges, Curtis	6-8	237	WR	Jr.	Mesa, Ariz. / Mountain View
87	Hudson, Tommy	6-5	255	TE	R-Sr.	San Jose, Calif. / Archbishop Mitty
94	Jacobs, Parker	6-4	252	DL	Fr.	Chandler, Ariz. / Basha
10	Jarrell, K.J.	6-2	186	DB	R-So.	Scottsdale, Ariz. / Saguaro
99	Johnson, Amiri	6-6	225	DL	Fr.	Pomona, Calif. / Diamond Ranch
82	Johnson, Andre	6-3	190	WR	Fr.	Tolleson, Ariz. / Tolleson Union
39	Johnson, Nick	5-9	160	ATH	Fr.	Claremont, Calif. / Webb School
41	Johnson, Tyler	6-5	258	LB	R-So.	Gilbert, Ariz. / Highland
21	Jones, Jack	5-11	170	DB	R-Jr.	Long Beach, Calif. / Long Beach Poly / USC
52	Jornadal, Jacob	5-11	190	LB	Fr.	Bellflower, Calif. / St. John Bosco
30	Juarez, Elijah	6-4	240	LB	Fr.	Long Beach, Calif. / Long Beach Poly
20	Kearse-Thomas, Khaylan	6-1	224	LB	R-Sr.	Rancho Cucamonga, Calif. / Etiwanda
8	Kerley, Jordan	6-2	184	WR	Fr.	Austin, Texas / McNeil
67	Kickel, Matthew	6-4	323	OL	Fr.	Lisle, Ill. / Benet Academy
49	King, Gage	6-3	238	LS	Fr.	El Dorado Hills, Calif. / Oak Ridge
14	Lambert, Stanley	6-4	225	LB	R-Fr.	San Antonio, Texas / John Marshall
17	Lea, George	6-3	284	DL	R-Sr.	New Orleans, La. / Landry-Walker
90	Lole, Jermayne	6-2	284	DL	So.	Long Beach, Calif. / Long Beach Poly
7	Long, Ethan	6-2	221	QB/ATH	Fr.	West Linn, Ore. / West Linn
56	Losoya, Alex	6-3	291	OL	R-Sr.	Santa Ana, Calif. / Mater Dei / Orange Coast College
76	Lovell, Spencer	6-6	309	OL	R-Fr.	For Collins, Colo. / Rocky Mountain
24	Lucas, Chase	6-0	176	DB	R-Jr.	Chandler, Ariz. / Chandler
14	Luckhurst, Jack	6-2	164	K	Fr.	Santa Barbara, Calif. / Bishop Diego
92	Lugo, Jose	6-3	270	DL	Fr.	Tucson, Ariz. / Catalina
44	Macias, Kevin	5-11	203	P	R-Jr.	Mesa, Ariz. / Dobson / Scottsdale CC
12	Markham, Kejuan	6-1	189	DB	Fr.	Long Beach, Calif. / Long Beach Poly
13	Markham, Keon	6-1	203	DB	Fr.	Long Beach, Calif. / Long Beach Poly
38	Matthews, Damon	5-9	173	DB	Fr.	Pine Hill, N.J. / Overbrook
88	Matthews, Nolan	6-5	246	TE	Fr.	Frisco, Texas / Reedy
91	Matus, Michael	6-2	253	DE	R-Fr.	Katy, Texas / Katy
64	Medina, Eddie	6-3	285	OL	R-Fr.	Chino, Calif. / Don Lugo
80	Miles, Grant	6-3	245	TE	R-Fr.	Scottsdale, Ariz. / Horizon / New Mexico St.

No.	Name	Pos.
1	Clark, Jordan	DB
2	Aiyuk, Brandon	WR
3	Benjamin, Eno	RB
3	Harts, Willie	DB
4	Fields, Evan	DB
5	Daniels, Jayden	QB
5	Williams, Kobe	DB
6	Davis, Timarcus	DB
6	Porter, Geordon	WR
7	Long, Ethan	QB/ATH
8	Kerley, Jordan	WR
8	Robertson, Merlin	LB
9	Wright, Stephon	DL
9	Flowers, Demetrious	RB
10	Jarrell, K.J.	DB
10	Williams, Kyle	WR
12	Markham, Kejuan	DB
13	Markham, Keon	DB
14	Lambert, Stanley	LB
14	Luckhurst, Jack	K
15	Phillips, Cam	S
16	Crosswell, Aashari	S
16	Bourquet, Trenton	QB
17	Lea, George	DL
17	Newsome, Ryan	WR
18	Yellen, Joey	QB
18	Soelle, Connor	DB
19	Pearsall, Ricky	WR
20	Kearse-Thomas, Khaylan	LB
21	Jones, Jack	DB
22	Cornay, Darien	DB
23	Whiley, Tyler	LB
24	Lucas, Chase	DB
25	Carter, A.J.	RB
26	Davis, Keith	WR
28	Ruiz, Angel	WR
30	Juarez, Elijah	LB
31	Floyd, Isaiah	RB
34	Soelle, Kyle	LB
35	Turk, Michael	P
35	Desmarais, Jacob	DB
36	Gammage, Alijah	DB
37	Butler, Darien	LB
38	Matthews, Damon	DB
39	Johnson, Nick	ATH
41	Johnson, Tyler	LB
43	Shorack, Thomas	DB
44	Pesefea, T.J.	DL
44	Macias, Kevin	P
45	Stephens, Corey	DL
45	Zendejas, Cristian	PK
46	Plaster, Josh	P
46	Carras, Oliver	LB
47	Gould, Tavian	RB
48	Granatelli, Vincenzo	DB
49	King, Gage	LS
50	Bell, Jarrett	OL



71	Miller, Steven	6-4	307	OL	R-Sr.	Gilbert, Ariz. / Gilbert
17	Newsome, Ryan	5-9	184	WR	R-Sr.	Aledo, Texas / Aledo / Texas
53	Niclasse, Fritzny	5-11	213	LB	Fr.	Queen Creek, Ariz. / Queen Creek
83	Park, Tannor	6-2	185	WR	R-So.	Elgin, Ill. / Westminster Christian
19	Pearsall, Ricky	6-1	190	WR	Fr.	Tempe, Ariz. / Corona Del Sol
44	Pesefea, T.J.	6-5	313	DL	So.	Sacramento, Calif. / Foothill / America River College
15	Phillips, Cam	6-1	175	S	R-Fr.	Houston, Texas / Clear Lake
85	Pierce, Brandon	5-11	175	WR	Jr.	Mission Hills, Calif. / Bishop Alemany / College of the Canyons
46	Plaster, Josh	6-0	176	PK	Fr.	Flower Mound, Texas / Flower Mound
6	Porter, Gordon	6-2	190	WR	R-Fr.	Rancho Cucamonga, Calif. / Etiwanda
62	Randle, Alexander	6-2	259	DL	Fr.	Mesa, Ariz. / Red Mountain
57	Reichelt, Armand	6-2	192	DB	Fr.	Scottsdale, Ariz. / Desert Mountain
8	Robertson, Merlin	6-3	251	LB	So.	Carson, Calif. / Junipero Serro
51	Robertson, Zach	6-6	336	OL	R-Sr.	Bellflower, Calif. / Saint John Bosco
28	Ruiz, Angel	5-11	173	WR	R-Fr.	Peoria, Ariz. / Sunrise Mountain
59	Salas, Marco	6-4	291	OL	R-Fr.	Mesa, Ariz. / Dobson
69	Sanchez, Jonathan	6-2	276	OL	Sr.	Mesa, Ariz. / Westwood
55	Schwinn, Abe	6-0	213	LB	Fr.	St. Paul, Minn. / Cretin Derham Hall
66	Scott, Ben	6-5	291	OL	Fr.	Honolulu, Hawai'i / St. Louis
52	Shear, Cody	6-4	280	OL	R-So.	Eugene, Ore. / Sheldon / Oregon
43	Shorack, Thomas	5-10	163	DB	Fr.	Seattle, Wash. / O'Dea
18	Soelle, Connor	6-1	201	DB	Fr.	Scottsdale, Ariz. / Saguaro
34	Soelle, Kyle	6-3	225	LB	R-So.	Scottsdale, Ariz. / Saguaro
45	Stephens, Corey	6-3	285	DL	R-So.	Scottsdale, Ariz. / Saguaro
35	Turk, Michael	6-1	228	P	R-So.	Dallas, Texas / Ridge Point / Lafayette
61	West, Dohnovan	6-3	277	OL	Fr.	Mission Hills, Calif. / Bishop Alemany
23	Whiley, Tyler	6-0	205	LB	Gr.	Scottsdale, Ariz. / Chaparral
95	Wilkins, Roe	6-4	273	DL	R-Sr.	Sourlake, Texas / Hardin Jefferson / Rice
5	Williams, Kobe	5-10	174	DB	Sr.	Long Beach, Calif. / Long Beach Poly / Long Beach City College
10	Williams, Kyle	5-11	192	WR	Sr.	Murrieta, Calif. / Murrieta
9	Wright, Stephon	6-4	297	DL	Fr.	Los Angeles, Calif. / Cathedral
18	Yellen, Joey	6-3	210	QB	Fr.	Mission Viejo, Calif. / Mission Viejo
65	Zavala, Donato	6-5	306	OL	Fr.	Phoenix, Ariz. / Northwest Christian
45	Zendejas, Cristian	5-8	180	PK	R-So.	Chandler, Ariz. / Perry

51	Robertson, Zach	OL
52	Shear, Cody	OL
52	Jordanal, Jacob	LB
53	Niclasse, Fritzny	LB
54	Hatch, Case	LB
55	Schwinn, Abe	LB
56	Losoya, Alex	OL
57	Reichelt, Armand	DB
59	Salas, Marco	OL
60	Breed, Kyle	OL
61	West, Dohnovan	OL
62	Randle, Alexander	DL
63	Hemsley, Roy	OL
64	Medina, Eddie	OL
65	Zavala, Donato	OL
66	Scott, Ben	OL
67	Kickel, Matthew	OL
69	Sanchez, Jonathan	OL
71	Miller, Steven	OL
72	Cote, Cade	OL
73	Cabral, Cohl	OL
75	Bates, Alijah	OL
76	Lovell, Spencer	OL
77	Henderson, LaDarius	OL
78	DeWys, Roman	OL
79	Frias, Ralph	OL
80	Miles, Grant	TE
81	Bubak, Jared	TE
82	Johnson, Andre	WR
83	Park, Tannor	WR
84	Darby, Frank	WR
85	Pierce, Brandon	WR
86	Hodges, Curtis	WR
87	Hudson, Tommy	TE
88	Matthews, Nolan	TE
89	Hart, Josh	WR
90	Lole, Jermaine	DL
91	Matus, Michael	DE
92	Lugo, Jose	DL
93	Dickerson, Erik	LS
94	Jacobs, Parker	DL
95	Wilkins, Roe	DL
96	Cooper, Anthonie	DL
97	Forman, Shannon	DL
98	Davidson, D.J.	DL
99	Johnson, Amiri	DL

COACHING STAFF

Herm Edwards	Head Coach - 2nd Season
Rob Likens	Offensive Coordinator (Quarterbacks) - 3rd Season
Danny Gonzales	Assistant Head Coach/Defensive Coordinator - 2nd Season
Shawn Slocum	Associate Head Coach (Special Teams Coordinator) - 5th Season
Tony White	Assistant Coach (Cornerbacks/Defensive Passing Game Coordinator) - 2nd Season
Antonio Pierce	Recruiting Coordinator/Assistant Coach (Linebackers) - 2nd Season
Charlie Fisher	Assistant Coach (Wide Receivers) - 2nd Season
Dave Christensen	Assistant Coach (Offensive Line) - 3rd Season
Donnie Yantis	Assistant Coach (Tight Ends) - 4th Season
Shawn Aguano	Assistant Coach (Running Backs) - 1st Season
Jamar Cain	Assistant Coach (Defensive Line) - 1st Season
Marvin Lewis	Special Advisor to Sun Devil Football - 1st Season
Joe Connolly	Head Coach - Sports Performance - 2nd Season

Nate Wainwright	Chief of Staff - 2nd Season
Mike Bercovici	Graduate Assistant - Offense - 1st Season
Lloyd Carrington	Graduate Assistant - Defense - 2nd Season
Charlie Renfree	Graduate Assistant - Offense - 2nd Season
Jordan Somerville	Graduate Assistant - Defense - 1st Season
Tim Cassidy	Senior Associate Athletic Director of Football - 8th Season
Markus Alleyne	Director of Player Development - 4th Season
Marcus Castro-Walker	Director of Player Personnel - 5th Season
Kyle Gray	Assistant Director of Football Operations - 4th Season
Kevin Mawae	Offensive Analyst - 2nd Season
Derek Hagan	Football Analyst - 2nd Season
Anthony Garnett	Defensive Analyst - 2nd Season
Al Luginbill	Director of Player Personnel - 2nd Season
Ryne Rezac	Assistant Director, Football On-Campus Recruiting - 2nd Season
Radmen Niven	Football Recruiting Creative Director - 2nd Season
Lisa Ben-Chaim	Management Intern - 1st Season
Danny White	Football Consultant/SDC Ambassador - 3rd Season



OFFENSE

QB	5	Jayden Daniels	6-3	175	Fr.	HS
	18	Joey Yellen	6-3	210	Fr.	HS
	15	Dillon Sterling-Cole	6-3	219	R-Jr.	2L
	7	Ethan Long	6-2	221	Fr.	HS
RB	3	Eno Benjamin	5-10	210	Jr.	2L
	25	A.J. Carter	6-0	218	R-Fr.	RS
OR	31	Isaiah Floyd	5-7	176	R-Jr.	1L
X	2	Brandon Aiyuk	6-1	206	Sr.	1L
	19	Ricky Pearsall	6-1	190	Fr.	HS
	6	Geordon Porter	6-2	190	R-Fr.	RS
H	10	Kyle Williams	5-11	192	Sr.	3L
	17	Ryan Newsome	5-9	184	R-Sr.	2L
	85	Brandon Pierce	5-11	175	Jr.	TR
Z	84	Frank Darby	6-1	200	R-Jr.	2L
	8	Jordan Kerley	6-2	184	Fr.	HS
	26	Keith Davis	6-1	187	R-Fr.	RS
Y	87	Tommy Hudson	6-5	255	R-Sr.	3L
	88	Nolan Matthews	6-4	246	Fr.	HS
OR	86	Curtis Hodges	6-8	237	Jr.	2L
	81	Jared Bubak	6-5	242	R-Jr.	2L
LT	77	LaDarius Henderson	6-4	285	Fr.	HS
	76	Spencer Lovell	6-6	309	R-Fr.	RS
	75	Alijah Bates	6-8	275	Fr.	HS
LG	56	Alex Losoya	6-5	290	R-Sr.	1L
	52	Cody Shear	6-4	280	R-So.	TR
	78	Roman DeWys	6-5	299	Fr.	HS
C	73	Cohl Cabral	6-5	304	Sr.	3L
	61	Dohnovan West	6-3	277	Fr.	HS
	50	Jarrett Bell	6-5	299	R-Fr.	RS
	72	Cade Cote	6-3	299	R-Sr.	2L
RG	61	Dohnovan West	6-3	277	Fr.	HS
	50	Jarrett Bell	6-5	299	R-Fr.	RS
OR	63	Roy Hemsley	6-6	325	R-Sr.	1L
RT	71	Steve Miller	6-4	307	R-Sr.	3L
	76	Spencer Lovell	6-6	309	R-Fr.	RS
	79	Ralph Frias	6-6	320	R-Fr.	RS

DEFENSE

E	90	Jermayne Lole	6-2	284	So.	1L
	95	Roe Wilkins	6-4	273	R-Sr.	TR
N	98	D.J. Davidson	6-4	313	R-So.	1L
	97	Shannon Forman	6-2	293	Jr.	2L
	44	T.J. Pesefea	6-5	313	So.	TR
E	17	George Lea	6-3	284	R-Sr.	3L
	91	Michael Matus	6-2	253	R-Fr.	RS
	9	Stephon Wright	6-4	297	Fr.	HS
B	20	Khaylan Kears-Thomas	6-1	224	R-Sr.	3L
	41	Tyler Johnson	6-5	258	R-So.	1L
	99	Amiri Johnson	6-6	225	Fr.	HS
M	8	Merlin Robertson	6-3	251	So.	1L
	54	Case Hatch	6-1	226	Fr.	HS
B	37	Darien Butler	5-11	243	So.	1L
	34	Kyle Soelle	6-3	225	R-So.	1L
	14	Stanley Lambert	6-4	225	R-Fr.	RS
LR	16	Aashari Crosswell	6-0	196	So.	1L
	12	Kejuan Markham	6-1	189	Fr.	HS
T	4	Evan Fields	6-0	193	Jr.	2L
	23	Tyler Whiley	6-0	205	R-Sr.	3L
	18	Connor Soelle	6-1	201	Fr.	HS
RR	15	Cam Phillips	6-1	175	R-Fr.	1L
	3	Willie Harts	6-0	162	Fr.	HS
	10	K.J. Jarrell	6-2	186	R-So.	1L
C	5	Kobe Williams	5-10	174	Sr.	2L
	21	Jack Jones	5-11	170	R-Jr.	TR
	6	Timarcus Davis	6-0	177	R-So.	RS
C	24	Chase Lucas	6-0	176	R-Jr.	2L
	21	Jack Jones	5-11	170	R-Jr.	TR
	6	Timarcus Davis	6-0	177	R-So.	RS

Bold Face - Starter

SPECIAL TEAMS

P	35	Michael Turk	6-1	228	R-So.	RS
PK	45	Cristian Zendejas	5-8	180	R-So.	SQ
PK	46	Josh Plaster	6-0	176	Fr.	HS
	45	Cristian Zendejas	5-8	180	R-So.	SQ
LS	93	Erik Dickerson	6-1	224	R-Jr.	RS
	49	Gage King	6-3	238	Fr.	HS
H	35	Michael Turk	6-1	228	R-So.	RS
KR	2	Brandon Aiyuk	6-1	206	Sr.	1L
	21	Jack Jones	5-11	170	R-Jr.	TR
OR	85	Brandon Pierce	5-11	175	Jr.	TR
PR	2	Brandon Aiyuk	6-1	206	Sr.	1L
	21	Jack Jones	5-11	170	R-Jr.	TR
OR	85	Brandon Pierce	5-11	175	Jr.	TR

PRO-NUN-SEE-AY-SHUNS

2 - Brandon Aiyuk - EYE-yook
 3 - Eno Benjamin - ee-NO
 81 - Jared Bubak - boo-BACK
 73 - Cohl Cabral - kole kuh-BRAWL
 22- Darien Cornay - DARE-ee-enn corn-AY
 72 - Cade Cote - COAT-ee
 16 - Aashari Crosswell - uh-SHAR-ee
 78 - Roman DeWys - deh-WISS
 31 - Isaiah Floyd - eye-ZAY-uh
 79 - Ralph Frias - FREE-us
 10 - K.J. Jarrell - juh-RELL
 99 - Amiri Johnson - uh-MEER-ee
 30 - Elijah Juarez - ee-LYE-juh warr-EZ
 17 - George Lea - lee
 90 - Jermayne Lole - low-LAY
 56 - Alex Losoya - lo-SOY-uh
 76 - Spencer Lovell - luv-ELL
 12 - Kejuan Markham - KEY-wahn mark-HAM
 13 - Keon Markham - KEY-on mark-HAM
 91 - Michael Matus - muh-TOOS
 53 - Fritzny Niclasse - nee-CLAUSE
 19 - Ricky Pearsall - peer-SAHL
 44 - T.J. Pesefea - peh-seh-FAY-uh
 6 - Geordon Porter - Jordan
 1 - Brandon Ruiz - reece
 34 - Kyle Soelle - SOLE-ee
 18 - Connor Soelle - SOLE-ee
 23 - Tyler Whiley - WHY-lee
 95 - Roe Wilkins - ROW



QUARTERBACKS-

#5 Jayden Daniels, Freshman

PASSING	GP	CMP	ATT	INT	YDS	TD	Long	%	AVG/P	AVG/G
2019	7	115	194	2	1635	8	86	.59	8.4	233.6
Total	7	115	194	2	1635	8	86	.59	8.4	233.6
TOTAL OFF.	GP	Rush	Pass	Total	Avg/G					
2019	7	206	1635	1841	263.0					
Total	7	206	1635	1841	263.0					

RUNNING BACKS-

#3 Eno Benjamin, Junior

RUSHING	g	att	yards	td	long	avg/c	avg/g
2017	10	23	142	1	21	6.2	14.2
2018	13	300	1642	16	49	5.5	126.3
2019	7	140	633	7	33	4.5	90.4
Total	30	463	2417	24	49	5.2	80.6

ALL-PURPOSE	GP	RUSH	RCV	PR	KR	IR	TOT	AVG/G
2017	10	142	15	9	119	0	285	28.5
2018	13	1642	263	0	0	0	1905	146.5
2019	7	633	185	0	0	0	818	116.9
Total	30	2417	463	9	119	0	3008	100.3

#31 Isaiah Floyd, Redshirt Junior

RUSHING	g	att	yards	td	long	avg/c	avg/g	
2018	13	45	209	1	23	4.6	16.1	
2019	3	11	47	0	10	4.3	15.7	
Total	16	56	256	1	23	4.6	16.0	
ALL-PURPOSE	GP	RUSH	RCV	PR	KR	IR	TOT	AVG/G
2018	13	209	31	0	73	0	313	24.1
2019	3	47	0	0	0	0	47	15.7
Total	16	256	31	0	73	0	360	22.5

#25 A.J. Carter, Redshirt Freshman

RUSHING	g	att	yards	td	long	avg/c	avg/g	
2018	4	4	12	0	8	3.0	3.0	
2019	7	10	31	0	8	3.1	4.4	
Total	11	14	43	0	8	3.1	3.9	
ALL-PURPOSE	GP	RUSH	RCV	PR	KR	IR	TOT	AVG/G
2018	4	12	0	0	0	0	12	3.0
2019	7	31	25	0	0	0	56	8.0
Total	11	43	25	0	0	0	68	6.2

WIDE RECEIVERS/TIGHT ENDS/ATHLETES-

#10 Kyle Williams, Senior

RECEIVING	g	rec	yards	td	long	rec/g	avg/c	avg/g
2016	11	6	56	0	23	0.5	9.3	5.1
2017	13	66	763	7	54	5.1	11.6	58.7
2018	13	44	449	2	38	3.4	10.2	34.5
2019	7	25	203	0	20	3.6	8.1	29.0
Total	44	141	1471	9	54	3.2	10.4	33.4
ALL-PURPOSE	GP	RUSH	RCV	PR	KR	IR	TOT	AVG/G
2016	11	0	56	0	16	0	72	6.5
2017	13	86	763	0	31	0	880	67.7
2018	13	8	449	0	0	0	457	35.2
2019	7	-2	203	0	0	0	201	28.7
Total	44	92	1471	0	47	0	1610	36.6

#2 Brandon Aiyuk, Senior

RECEIVING	g	rec	yards	td	long	rec/g	avg/c	avg/g
2018	13	33	474	3	58	2.5	14.4	36.5
2019	7	32	658	5	86	4.6	20.6	94.0
Total	20	65	1132	8	86	3.3	17.4	56.6
ALL-PURPOSE	GP	RUSH	RCV	PR	KR	IR	TOT	AVG/G
2018	13	0	474	67	314	0	855	65.8
2019	7	0	658	66	182	0	906	129.4
Total	20	0	1132	133	496	0	1761	88.1

#84 Frank Darby, Redshirt Junior

RECEIVING	g	rec	yards	td	long	rec/g	avg/c	avg/g
2017	10	9	234	2	53	0.9	26.0	23.4
2018	13	21	421	2	72	1.6	20.0	32.4
2019	7	12	210	1	45	1.7	17.5	30.0
Total	30	42	865	5	72	1.4	20.6	28.8



#17 Ryan Newsome, Redshirt Senior

RECEIVING	g	rec	yards	td	long	rec/g	avg/c	avg/g
2017	10	7	96	0	23	0.7	13.7	9.6
2018	8	4	55	0	22	0.5	13.8	6.9
2019	5	4	42	0	21	0.8	10.5	8.4
Total	23	15	193	0	23	0.7	12.9	8.4
ALL-PURPOSE	GP	RUSH	RCV	PR	KR	IR	TOT	AVG/G
2017	10	-10	96	23	43	0	152	15.2
2018	8	0	55	8	29	0	92	11.5
2019	5	0	42	0	0	0	42	8.4
Total	23	-10	193	31	72	0	286	12.4

#19 Ricky Pearsall, Freshman

RECEIVING	g	rec	yards	td	long	rec/g	avg/c	avg/g
2019	7	4	98	0	38	0.6	24.5	14.0
Total	7	4	98	0	38	0.6	24.5	14.0

#8 Jordan Kerley, Freshman

RECEIVING	g	rec	yards	td	long	rec/g	avg/c	avg/g
2019	7	4	71	0	33	0.6	17.8	10.1
Total	7	4	71	0	33	0.6	17.8	10.1

#88 Nolan Matthews Freshman

RECEIVING	g	rec	yards	td	long	rec/g	avg/c	avg/g
2019	6	1	13	0	13	0.2	13.0	2.2
Total	6	1	13	0	13	0.2	13.0	2.2

#87 Tommy Hudson, Redshirt Senior

RECEIVING	g	rec	yards	td	long	rec/g	avg/c	avg/g
2016	1	0	0	0	0	0.0	0.0	0.0
2017	13	2	27	0	23	0.2	13.5	2.1
2018	13	13	66	0	16	1.0	5.1	5.1
2019	7	2	15	0	8	0.3	7.5	2.1
Total	34	17	108	0	23	0.5	6.4	3.2

#7 Ethan Long, Freshman

RUSHING	g	att	yards	td	long	avg/c	avg/g	
2019	7	6	32	0	16	5.3	4.6	
Total	7	6	32	0	16	5.3	4.6	
RECEIVING	g	rec	yards	td	long	rec/g	avg/c	avg/g
ALL-PURPOSE	GP	RUSH	RCV	PR	KR	IR	TOT	AVG/G
2019	7	32	0	0	0	0	32	4.6
Total	7	32	0	0	0	0	32	4.6

DEFENSIVE LINE

#97 Shannon Forman, Junior

TACKLES	g	ua	a	total	tfl	sacks	int	pd	ff	fr	blk
2017	8	3	2	5	0-0	0-0	0	0	0	0	0
2018	13	17	9	26	2-5	0-0	1	3	0	1	0
2019	7	2	3	5	0-0	0-0	0	0	0	0	0
Total	28	22	14	36	2.0-5	0-0	1	3	0	1	0

#17 George Lea, Redshirt Senior

TACKLES	g	ua	a	total	tfl	sacks	int	pd	ff	fr	blk
2016	10	5	7	12	3-6	0.5-2	0	0	0	1	0
2017	6	2	6	8	1.5-16	1-15	0	0	0	0	0
2018	13	15	12	27	4-5	0-0	0	0	0	0	0
2019	7	6	13	19	2.5-6	1.5-5	0	0	0	1	0
Total	36	28	38	66	11.0-33	3.0-22	0	0	0	2	0

#98 D.J. Davidson, Redshirt Sophomore

TACKLES	g	ua	a	total	tfl	sacks	int	pd	ff	fr	blk
2018	8	6	4	10	3.5-13	2-8	0	1	0	0	0
2019	7	10	18	28	3.5-18	1.5-10	0	1	0	0	0
Total	15	16	22	38	7.0-31	3.5-18	0	2	0	0	0

**#90 Jermayne Lole, Sophomore**

TACKLES	g	ua	a	total	tfl	sacks	int	pd	ff	fr	blk
2018	11	14	13	27	5-20	3-18	0	4	1	0	0
2019	7	12	24	36	5.5-33	2.5-20	0	1	0	1	0
Total	18	26	37	63	10.5-53	5.5-38	0	5	1	1	0

#91 Michael Matus, Redshirt Freshman

TACKLES	g	ua	a	total	tfl	sacks	int	pd	ff	fr	blk
2019	7	1	2	3	0-0	0-0	0	0	0	0	0
Total	7	1	2	3	0-0	0-0	0	0	0	0	0

#95 Roe Wilkins, Redshirt Senior

TACKLES	g	ua	a	total	tfl	sacks	int	pd	ff	fr	blk
2019	7	5	6	11	0-0	0-0	0	0	0	0	0
Total	7	5	6	11	0-0	0-0	0	0	0	0	0

LINEBACKERS-**#8 Merlin Robertson, Sophomore**

TACKLES	g	ua	a	total	tfl	sacks	int	pd	ff	fr	blk
2018	12	48	29	77	8.5-41	5-32	1	3	1	1	0
2019	7	20	22	42	1-3	0.5-2	0	1	1	0	0
Total	19	68	51	119	9.5-44	5.5-34	1	4	2	1	0

#37, Darien Butler, Sophomore

TACKLES	g	ua	a	total	tfl	sacks	int	pd	ff	fr	blk
2018	13	36	34	70	8-25	1-7	0	0	0	2	0
2019	7	22	23	45	4-15	1-8	0	1	1	0	0
Total	20	58	57	115	12.0-40	2.0-15	0	1	1	2	0

#20 Khaylan Kearse-Thomas, Redshirt Senior

TACKLES	g	ua	a	total	tfl	sacks	int	pd	ff	fr	blk
2017	13	12	5	17	1.5-9	1-8	0	0	0	0	1
2018	13	21	13	34	6-21	2-14	0	0	0	0	0
2019	7	19	9	28	5-25	1.5-12	0	1	1	1	0
Total	40	52	27	79	12.5-55	4.5-34	0	1	1	1	1

#41 Tyler Johnson, Redshirt Sophomore

TACKLES	g	ua	a	total	tfl	sacks	int	pd	ff	fr	blk
2018	12	24	14	38	8-31	4-23	0	1	1	1	1
2019	5	10	6	16	4.5-18	1.5-7	0	1	1	0	0
Total	17	34	20	54	12.5-49	5.5-30	0	2	2	1	1

#34, Kyle Soelle, Redshirt Sophomore

TACKLES	g	ua	a	total	tfl	sacks	int	pd	ff	fr	blk
2018	13	13	2	15	3-31	2-28	0	0	2	0	0
2019	6	6	2	8	0-0	0-0	0	1	0	0	0
Total	19	19	4	23	3.0-31	2.0-28	0	1	2	0	0

#54 Case Hatch, Freshman

TACKLES	g	ua	a	total	tfl	sacks	int	pd	ff	fr	blk
2019	7	6	2	8	0-0	0-0	0	0	1	0	0
Total	7	6	2	8	0-0	0-0	0	0	1	0	0

DEFENSIVE BACKS-**#5 Kobe Williams, Senior**

TACKLES	g	ua	a	total	tfl	sacks	int	pd	ff	fr	blk
2017	13	29	8	37	2-3	0-0	1	6	0	0	0
2018	13	44	6	50	2.5-7	0-0	1	9	0	0	0
2019	6	14	6	20	1-3	0-0	0	5	1	0	0
Total	32	87	20	107	5.5-13	0-0	2	20	1	0	0

#24 Chase Lucas, Redshirt Junior

TACKLES	g	ua	a	total	tfl	sacks	int	pd	ff	fr	blk
2017	12	46	13	59	1-2	0-0	2	10	0	0	0
2018	13	49	13	62	6-24	2-10	3	8	0	0	0
2019	7	22	2	24	2-4	0-0	1	2	0	0	0
Total	33	117	28	145	9.0-30	2.0-10	6	20	0	0	0



#4 Evan Fields, Junior

TACKLES	g	ua	a	total	tfl	sacks	int	pd	ff	fr	blk
2017	10	12	4	16	0.5-2	0-0	0	0	0	0	0
2018	11	21	15	36	3-6	0-0	0	1	0	0	0
2019	7	22	20	42	2.5-6	0-0	0	0	0	1	0
Total	28	55	39	94	6.0-14	0-0	0	1	0	1	0

#16 Aashari Crosswell, Sophomore

TACKLES	g	ua	a	total	tfl	sacks	int	pd	ff	fr	blk
2018	13	35	8	43	1-3	0-0	4	13	0	1	0
2019	7	24	7	31	1-5	0-0	1	8	3	1	0
Total	20	59	15	74	2.0-8	0-0	5	21	3	2	0

#15 Cam Phillips, Redshirt Freshman

TACKLES	g	ua	a	total	tfl	sacks	int	pd	ff	fr	blk
2018	2	13	1	14	0-0	0-0	1	1	0	0	0
2019	5	26	9	35	2-7	0-0	1	5	1	1	0
Total	7	39	10	49	2.0-7	0-0	2	6	1	1	00

#23 Tyler Whiley, Redshirt Senior

TACKLES	g	ua	a	total	tfl	sacks	int	pd	ff	fr	blk
2016	4	3	0	3	1-2	1-2	0	0	0	0	0
2017	13	3	0	3	0-0	0-0	0	0	0	0	1
2019	6	12	8	20	0-0	0-0	0	1	0	1	0
Total	24	18	8	26	1.0-2	1.0-2	0	1	0	1	1

#21 Jack Jones, Redshirt Junior

TACKLES	g	ua	a	total	tfl	sacks	int	pd	ff	fr	blk
2019	7	23	3	26	0-0	0-0	0	11	1	0	0
Total	7	23	3	26	0-0	0-0	0	11	1	0	0

#6 Timarcus Davis, Redshirt Sophomore

TACKLES	g	ua	a	total	tfl	sacks	int	pd	ff	fr	blk
2019	7	7	2	9	0-0	0-0	0	0	0	0	1
Total	7	7	2	9	0-0	0-0	0	0	0	0	11

#12 Kejuan Markham, Freshman

TACKLES	g	ua	a	total	tfl	sacks	int	pd	ff	fr	blk
2019	5	4	2	6	0.5-1	0-0	0	0	0	1	0
Total	5	4	2	6	0.5-1	0-0	0	0	0	1	0

#1 Jordan Clark, Freshman

TACKLES	g	ua	a	total	tfl	sacks	int	pd	ff	fr	blk
2019	1	1	0	1	0-0	0-0	0	0	0	0	0
Total	1	1	0	1	0-0	0-0	0	0	0	0	0

#3 Willie Harts, Freshman

TACKLES	g	ua	a	total	tfl	sacks	int	pd	ff	fr	blk
2019	7	9	4	13	0-0	0-0	0	1	0	0	0
Total	7	9	4	13	0-0	0-0	0	1	0	0	0

Special Teams-

#45 Cristian Zendejas, Redshirt Sophomore

FIELD GOALS	GP	Made	Att	Long	Pct	Blkd
2019	7	12	16	43	75.00	0
Total	7	12	16	43	75.00	0

#35 Michael Turk, Redshirt Sophomore

Season	GP	ATT	YDS	Long	AVG	TB	FC	I20	50+	BLK
2019	7	35	1639	75	46.8	3	13	19	13	0
Total	7	35	1639	75	46.8	3	13	19	13	0



2019 OFFENSIVE STARTERS

Opponent	QB	RB	X	H	Z/TE/FB	WR/TE	LT	LG	C	RG	RT
Kent State	Daniels	Benjamin	Aiyuk	Williams	Darby	Hudson	Cabral	Losoya	West	Bell	Miller
Sacramento State	Daniels	Benjamin	Aiyuk	Williams	Darby	Hudson	Cabral	Losoya	West	Bell	Miller
Michigan State	Daniels	Benjamin	Aiyuk	Williams	Darby	Hudson	Henderson	Losoya	Cabral	West	Miller
Colorado	Daniels	Benjamin	Aiyuk	Williams	Darby	Hudson	Henderson	Losoya	Cabral	West	Miller
Cal	Daniels	Benjamin	Aiyuk	Williams	Darby	Hudson	Henderson	Losoya	Cabral	West	Miller
Washington State	Daniels	Benjamin	Aiyuk	Darby	Hodges (TE)	Hudson	Henderson	Losoya	Cabral	West	Miller
Utah	Daniels	Benjamin	Aiyuk	Williams	Darby	Hudson	Henderson	Losoya	Cabral	West	Miller

2019 DEFENSIVE STARTERS

Opponent	E	N/CB	E	B	M	B	R	T	R	C	C
Kent State	Lole	Davidson	Lea	Thomas	Robertson	Butler	Crosswell	Fields	Phillips	Williams	Lucas
Sacramento State	Lole	Davidson	Lea	Thomas	Robertson	Butler	Crosswell	Fields	Phillips	Williams	Lucas
Michigan State	Lole	Davidson	Lea	Thomas	Robertson	Butler	Crosswell	Fields	Phillips	Williams	Lucas
Colorado	Lole	Davidson	Lea	Thomas	Robertson	Butler	Crosswell	Fields	Phillips	Williams	Lucas
Cal	Lole	Davidson	Lea	Thomas	Robertson	Butler	Crosswell	Fields	Harts	Jones	Lucas
Washington State	Lole	Jones (CB)	Lea	Thomas	Robertson	Butler	Crosswell	Fields	Phillips	Williams	Lucas
Utah	Lole	Davidson	Lea	Thomas	Robertson	Butler	Crosswell	Fields	Harts	Williams	Lucas

2019 OFFENSIVE NUMBERS

SEASON HIGHS

Points Scored	38	vs. Washington State (10/12/19)
First Downs	25	vs. Washington State (10/12/19)
Total Plays	72	at Cal (9/27/19)
Total Offense	532	vs. Washington State (10/12/19)
Rushing Attempts	48	at #15 Cal (9/27/19)
Net Rushing Yards	191	at #15 Cal (9/27/19)
Rushing Touchdowns	3	at #15 Cal (9/27/19)
Passing Attempts	39	vs. Colorado (9/21/19)
Passes Completed	26	vs. Washington State (10/12/19)
Passing Yards	363	vs. Washington State (10/12/19)
Passing Touchdowns	3	vs. Washington State (10/12/19)
Interceptions Thrown	1	2x, last at #13 Utah (10/19/19)
Fumbles	3	at #13 Utah (10/19/19)
Fumbles Lost	1	4x, last at #13 Utah (10/19/19)
Turnovers Committed	2	at #13 Utah (10/19/19)
Sacks Allowed	5	vs. Kent State (8/29/19)
Penalties	12	at #13 Utah (10/19/19)
Penalty Yards	122	at #13 Utah (10/19/19)
Time of Possession	34:23	vs. Kent State (8/29/19)

SEASON LOWS

Points Scored	3	at #13 Utah (10/19/19)
First Downs	8	at #13 Utah (10/19/19)
Total Plays	51	at #13 Utah (10/19/19)
Total Offense	136	at #13 Utah (10/19/19)
Rushing Attempts	26	at #10 Michigan State (9/16/19)
Net Rushing Yards	76	at #10 Michigan State (9/16/19)
Rushing Touchdowns	0	2x, last at #13 Utah (10/19/19)
Passing Attempts	18	at #13 Utah (10/19/19)
Passes Completed	4	at #13 Utah (10/19/19)
Passing Yards	25	at #13 Utah (10/19/19)
Passing Touchdowns	0	3x, last at #13 Utah (10/19/19)
Interceptions Thrown	0	5x, last vs. Washington State (10/12/19)
Fumbles	0	2x, last vs. Colorado (9/21/19)
Fumbles Lost	0	3x, last vs. Washington State (10/12/19)
Turnovers Committed	0	2x, last vs. Washington State (10/12/19)
Sacks Allowed	1	2x, last vs. Colorado (9/21/19)
Penalties	3	vs. Colorado (9/21/19)
Penalty Yards	39	vs. Colorado (9/21/19)
Time of Possession	24:42	at #13 Utah (10/19/19)

2019 DEFENSIVE NUMBERS

SEASON HIGHS

Points Allowed	34	2x, last vs. Washington State (10/12/19)
First Downs Allowed	29	vs. Washington State (10/12/19)
Total Plays	76	vs. Washington State (10/12/19)
Total Offense Allowed	498	vs. Washington State (10/12/19)
Rushing Attempts	43	at #13 Utah (10/19/19)
Net Rushing Yards Allowed	151	at #13 Utah (10/19/19)
Rushing TDs Allowed	3	at #13 Utah (10/19/19)
Passing Attempts	66	vs. Washington State (10/12/19)
Passes Completed	44	vs. Washington State (10/12/19)
Passing Yards Allowed	466	vs. Washington State (10/12/19)
Passing TDs Allowed	3	2x, last vs. Washington State (10/12/19)
Passes ASU Intercepted	1	3x, last at #13 Utah (10/19/19)
Fumbles Forced	6	vs. Kent State (8/29/19)
Fumbles Lost by Opp.	3	at #13 Utah (10/19/19)
Turnovers Forced	4	at #13 Utah (10/19/19)
Sacks Recorded	3	4x, last vs. Washington State (10/12/19)
Penalties on Opp.	10	at #10 Michigan State (9/16/19)
Penalty Yards on Opp.	91	at #10 Michigan State (9/16/19)
Opp. Time of Possession	35:18	at #13 Utah (10/19/19)

SEASON LOWS

Points Allowed	7	3x, last at #10 Michigan State (9/16/19)
First Downs Allowed	11	vs. Kent State (8/29/19)
Total Plays	63	at #15 Cal (9/27/19)
Total Offense Allowed	200	vs. Kent State (8/29/19)
Rushing Attempts	10	vs. Washington State (10/12/19)
Net Rushing Yards Allowed	32	vs. Washington State (10/12/19)
Rushing TDs Allowed	0	2x, last vs. Sac State (9/6/19)
Passing Attempts	24	2x, last at #13 Utah (10/19/19)
Passes Completed	12	vs. Kent State (8/29/19)
Passing Yards Allowed	80	vs. Kent State (8/29/19)
Passing TDs Allowed	0	2x, last at #13 Utah (10/19/19)
Passes ASU Intercepted	0	4x, last vs. Washington State (10/12/19)
Fumbles Forced	1	2x, last vs. Washington State (10/12/19)
Fumbles Lost by Opp.	0	2x, last vs. Washington State (10/12/19)
Turnovers Forced	0	vs. Washington State (10/12/19)
Sacks Recorded	1	2x, last vs. Colorado (9/21/19)
Penalties on Opp.	2	at #15 Cal (9/27/19)
Penalty Yards on Opp.	15	at #15 Cal (9/27/19)
Opp. Time of Possession	25:37	vs. Kent State (8/29/19)



ARIZONA STATE SCORING BY QUARTER

Opponent	1	2	3	4	OT	TOT
Kent State	10	0	17	3	-	30
Sacramento State	0	3	7	10	-	19
Michigan State	0	3	0	7	-	10
Colorado	0	21	3	7	-	31
Cal	7	0	7	10	-	24
Washington State	0	17	7	14	-	38
Utah	0	0	3	0	-	3
TOTAL	17	44	43	51	-	155

OPPONENTS SCORING BY QUARTER

Opponent	1	2	3	4	OT	TOT
Kent State	0	0	0	7	-	7
Sacramento State	0	0	0	7	-	7
Michigan State	0	0	0	7	-	7
Colorado	14	10	7	3	-	34
Cal	7	0	7	3	-	17
Washington State	10	7	14	3	-	34
Utah	0	14	0	7	-	21
TOTAL	31	31	28	37	-	127

POINTS OFF TAKEAWAYS

Opponent	Turnovers Forced by Arizona State								Turnovers Forced by Opponent								TO Margin
	FR	INT	TOT	TD	FG	TOT	PTS	Cv%	FR	INT	TOT	TD	FG	TOT	PTS	Cv%	
Kent State	2	0	2	1	1	2	10	100.0	1	0	1	0	0	0	0	0.0	+1
Sacramento State	1	1	2	0	0	0	0	0.0	1	0	1	0	0	0	0	0.0	+1
Michigan State	1	0	1	0	0	0	0	0.0	0	0	0	0	0	0	0	0.0	+1
Colorado	1	0	1	1	0	1	7	100.0	0	1	1	0	0	0	0	0.0	-
Cal	0	1	1	0	0	0	0	100.0	1	0	1	0	1	1	3	100.0	-
Washington State	0	0	0	0	0	0	0	0.0	0	0	0	0	0	0	0	0.0	-
Utah	3	1	4	0	1	1	3	25.0	1	1	2	1	0	1	7	50.0	+2
Total	8	3	11	2	2	4	20	36.3	4	2	6	1	1	2	10	33.3	+5

ARIZONA STATE IN THE RED ZONE

Opponent	Times in RZ	TD	Run/Pass	TD Pct.	FG	Score Pct.
Kent State	4	2	1/1	50.0	2	100.0
Sacramento State	5	0	0/0	0.0	4	80.0
Michigan State	2	1	1/0	50.0	1	100.0
Colorado	3	2	2/0	66.7	1	100.0
Cal	4	3	3/0	75.0	0	75.0
Washington State	2	1	1/0	50.0	1	100.0
Utah	1	0	0/0	0.0	1	100.0
TOTAL	21	9	8/1	42.3	10	90.5

OPPONENTS IN THE RED ZONE

Opponent	Times in RZ	TD	Run/Pass	TD Pct.	FG	Score Pct.
Kent State	0	0	0/0	0.0	0	0.0
Sacramento State	1	1	0/1	100.0	0	100.0
Michigan State	2	1	1/0	50.0	0	50.0
Colorado	4	2	1/1	50.0	1	75.0
Cal	3	2	1/1	66.7	0	66.7
Washington State	5	3	1/2	60.0	2	100.0
Utah	3	2	2/0	66.7	0	66.7
TOTAL	18	11	6/5	61.1	3	77.8



GAME-BY-GAME STATS

2019 OFFENSIVE STATISTICS FOR ARIZONA STATE

Opponent	1st Downs T-R-P-PN	3rd Down Cnv-Att	Pct.	4th Down Cnv-Att	Pct.	Total Off. Plays	Yds	Net Rush Att	Yds	Passing Cmp-Att-TD-INT	Yds	Sacks by #-Yds	Penalty #-Yds	Fumbles #-Lost	Time of Poss.
Kent State	18-8-9-1	8-16	50.0	0-0	0.0	70	455	46	171	15-24-2-0	284	3-25	6-50	1-1	34:23
Sacramento State	15-4-10-1	5-17	29.4	1-2	50.0	66	395	39	91	17-27-1-0	304	3-19	4-60	1-1	29:07
Michigan State	14-5-6-3	4-13	30.8	1-1	100.0	52	216	26	76	15-26-0-0	140	1-4	7-62	0-0	26:17
Colorado	21-6-15-0	8-13	61.5	0-1	0.0	67	453	28	108	24-39-2-1	345	0-0	3-39	0-0	28:04
Cal	19-11-8-0	8-17	47.1	1-1	100.0	72	365	48	191	14-24-0-0	174	3-21	5-65	1-1	32:55
Washington State	25-9-16-0	4-11	36.4	2-2	100.0	68	532	32	169	26-36-3-0	363	0-0	5-53	1-0	29:01
Utah	8-5-1-2	2-13	15.4	0-1	0.0	51	136	33	111	4-18-0-1	25	2-11	12-122	3-1	24:42
TOTAL	120-48-65-7	39-100	39.0	5/8	62.5	446	2552	252	917	115-194-8-2	1635	12-80	42-451	7-4	29:13

2019 OFFENSIVE STATISTICS FOR OPPONENTS

Opponent	1st Downs T-R-P-PN	3rd Down Cnv-Att	Pct.	4th Down Cnv-Att	Pct.	Total Off. Plays	Yds	Net Rush Att	Yds	Passing Cmp-Att-TD-INT	Yds	Sacks by #-Yds	Penalty #-Yds	Fumbles #-Lost	Time of Poss.
Kent State	11-6-5-0	5-18	27.8	1-2	50.0	64	200	40	120	12-24-1-0	80	5-24	5-42	6-2	25:37
Sacramento State	16-5-9-2	4-14	38.6	0-3	0.0	73	305	23	42	32-50-1-1	263	1-4	8-64	4-1	30:53
Michigan State	23-7-14-2	9-17	52.9	1-2	50.0	74	404	35	113	24-39-0-0	291	4-10	10-91	2-1	33:43
Colorado	20-4-15-1	10-17	58.8	1-1	100.0	70	475	40	138	23-30-3-0	337	1-6	3-30	1-1	31:56
Cal	13-6-6-1	7-16	43.8	0-2	0.0	63	245	37	105	14-26-1-1	140	2-9	2-15	1-0	27:05
Washington State	29-3-23-3	5-13	38.5	2-2	100.0	76	498	10	32	44-66-3-0	466	3-18	7-58	0-0	30:59
Utah	20-7-8-5	7-14	50.0	1-1	50.0	67	342	43	151	14-24-0-1	191	3-17	5-45	3-3	35:18
TOTAL	132-38-80-14	47-109	43.1	6-13	46.2	487	2469	228	701	163-259-9-3	1768	19-89	40-345	17-8	30:47

2019 GAME-BY-GAME KICKING - ARIZONA STATE

Opponent	Field Goals Kicking Series	Md-Att	Pct.	PAT Md-Att	Pct.	Kickoffs #	Yds	TB	Avg	Punts #	Yds	Avg	Lng	In20
Kent State	35,31,40	3-3	100.0	3-3	100.0	7	397	0	56.7	5	315	63.0	75	3
Sacramento State	36,26,35,26	4-4	100.0	1-1	100.0	6	351	3	58.5	5	238	47.6	58	3
Michigan State	41	1-1	100.0	1-1	100.0	3	145	0	48.3	7	288	41.1	52	3
Colorado	48,23	1-2	50.0	4-4	100.0	6	375	2	62.5	2	117	58.5	59	1
Cal	37, 50, 43	1-3	33.3	3-3	100.0	5	269	0	53.8	3	103	43.3	36	2
Washington State	31	1-1	100.0	5-5	100.0	6	365	1	60.8	5	194	38.8	49	4
Utah	40, 42	1-2	50.0	0-0	0.0	2	115	2	57.5	8	384	48.0	55	3
TOTAL		12-16	75.0	17-17	100.0	37	2017	8	57.6	35	1639	46.8	75	19

2019 GAME-BY-GAME KICKING - OPPONENTS

Opponent	Field Goals Kicking Series	Md-Att	Pct.	PAT Md-Att	Pct.	Kickoffs #	Yds	TB	Avg	Punts #	Yds	Avg	Lng	In20
Kent State		0-0	0.0	1-1	100.0	2	100	1	50.0	9	401	44.6	60	5
Sacramento State		0-0	0.0	1-1	100.0	2	130	2	65.0	7	292	41.7	56	2
Michigan State	47,31,47	0-3	0.0	1-1	100.0	2	115	1	57.5	4	180	45.0	55	2
Colorado	25,44	2-2	100.0	4-4	100.0	7	452	5	64.6	3	105	35.0	39	1
Cal	47	1-1	100.0	2-2	100.0	4	260	2	65.0	5	187	37.4	48	1
Washington State	33, 31	2-2	100.0	4-4	100.0	7	453	5	64.7	4	221	55.2	58	0
Utah		0-0	0.0	3-3	100.0	4	255	2	63.8	5	199	39.8	48	1
TOTAL		5-8	62.5	16-16	100.0	28	1765	18	63.0	37	1585	42.8	60	14

FG missed; b - blocked



ASU'S SCORING DRIVES

Date	Opponent	Plays	Yards	Time	Quarter	Score
8/29	Kent State	7	41	3:04	1	Zendejas 35 yard field goal
		5	34	2:19	1	Benjamin 8 yard pass from Daniels (Zendejas kick)
		9	70	3:41	3	Daniels 1 yard run (Zendejas kick)
		4	5	:53	3	Zendejas 31 yard field goal
		5	86	2:36	3	Aiyuk 77 yard pass from Daniels (Zendejas kick)
		9	53	4:26	4	Zendejas 40 yard field goal
9/6	Sac. State	9	15	3:42	2	Zendejas 36 yard field goal
		9	53	3:43	3	Zendejas 26 yard field goal
		8	64	2:51	3	Zendejas 35 yard field goal
		7	60	3:02	4	Zendejas 26 yard field goal
		3	75	1:38	4	Benjamin 72 yard pass from Daniels (Zendejas kick)
9/14	Mich. State	10	48	5:38	2	Zendejas 41 yard field goal
		11	75	2:44	4	Benjamin 1 yard run (Zendejas kick)
9/21	Colorado	8	76	3:09	2	Aiyuk 53 yard pass from Daniels (Zendejas kick)
		7	44	2:22	2	Benjamin 1 yard run (Zendejas kick)
		10	75	3:22	2	Benjamin 3 yard run (Zendejas kick)
		14	81	7:20	3	Zendejas 23 yard field goal
		5	65	2:13	4	Darby 39 yard pass from Daniels (Zendejas kick)
9/27	Cal	8	80	2:48	1	Benjamin 11 yard run (Zendejas kick)
		7	50	3:07	3	Benjamin 4 yard run (Zendejas kick)
		15	75	6:09	4	Benjamin 3 yard run (Zendejas kick)
		4	4	:23	4	Zendejas 43 yard field goal
10/12	WSU	8	73	4:19	2	Aiyuk 40 yard pass from Daniels (Zendejas kick)
		2	87	:49	2	Aiyuk 86 yard pass from Daniels (Zendejas kick)
		8	62	1:29	2	Zendejas 31 yard field goal
		9	75	4:22	3	Benjamin 32 yard run (Zendejas kick)
		9	84	3:43	4	Aiyuk 33 yard pass from Daniels (Zendejas kick)
		10	75	1:56	4	Daniels 17 yard run (Zendejas kick)
10/19	Utah	4	-4	2:08	3	Zendejas 40 yard field goal

DRIVES BY THE NUMBERS
BY NUMBER OF PLAYS

1-4 plays	5
5-9 plays	18
10-14 plays	5
15+ plays	1

BY YARDS

0-19 yards	3
20-29 yards	0
30-39 yards	1
40-49 yards	3
50-59 yards	3
60-69 yards	4
70-79 yards	9
80-89 yards	5
90+ yards	0

BY LENGTH (TIME)

0:01-0:29	1
0:30-0:59	2
1:00-1:59	3
2:00-2:59	8
3:00-3:59	9
4:00-4:59	3
5:00-5:59	1
6:00-6:59	1
7:00+	1

SHORTEST DRIVES (PLAYS)

2vs. WSU (2-87)
3vs. SAC (3-75)
4vs. KENT (4-5)*
at Cal (4-4)*
at Utah (4-4)*
5vs. KENT (5-34)
vs. KENT (5-86)

SHORTEST DRIVES (TIME)

:23at Cal (4-4)*
:53vs. KENT (4-5)*
:49vs. WSU (2-87)
1:29vs. WSU (8-62)*
1:38vs. SAC (3-75)
1:56vs. WSU (10-75)
2:08at Utah (4-4)*

LONGEST DRIVES (TIME)

7:20vs. COLO (10-75)*
6:09at Cal (15-75)
5:38at MSU (10-48)*
4:26vs. KENT (9-53)*
4:22vs. WSU (9-75)
4:19vs. WSU (8-73)
3:43vs. SAC (9-53)*
vs. WSU (9-84)

LONGEST DRIVES (PLAYS)

15at Cal (15-75)
11at MSU (11-75)
10at MSU (10-48)*
vs. COLO (10-75)*
vs. WSU (10-75)
9vs. KENT (9-70)
vs. KENT (9-53)*
vs. SAC (9-15)*
vs. SAC (9-53)*
vs. WSU (9-75)
vs. WSU (9-84)
8vs. SAC (8-64)*
vs. WSU (8-73)
vs. WSU (8-62)

FEWEST YARDS

-4at Utah (4-4)
4at Cal (4-4)
5vs. KENT (4-5)*
15vs. SAC (9-15)*
34vs. KENT (5-34)
41vs. KENT (7-41)*
44vs. COLO (7-44)

MOST YARDS

87vs. WSU (2-87)
86vs. KENT (5-86)
84vs. WSU (9-84)
81vs. COLO (14-81)
80at Cal (8-80)
75vs. SAC (3-75)
at MSU (11-75)
at Cal (15-75)
vs. WSU (9-75)
vs. WSU (10-75)

*-Field Goal



INDIVIDUAL STATISTICS

RUSHING

BENJAMIN, Eno (RB)

OPP	RUSH	YDS	AVG	LNG	TD
KENT	22	102	4.6	17	0
SAC	24	69	2.9	33	0
MSU	11	38	3.5	16	1
COLO	20	83	4.2	19	2
CAL	29	100	3.4	16	3
WSU	19	137	7.2	32	1
Utah	15	104	6.9	32	0
TOTAL	140	633	4.5	33	7

RUSHING

FLOYD, Isaiah (RB)

OPP	RUSH	YDS	AVG	LNG	TD
KENT	6	34	5.7	10	0
SAC	5	13	2.6	8	0
MSU	-	-	-	-	-
COLO	-	-	-	-	-
CAL	-	-	-	-	-
WSU	-	-	-	-	-
Utah	-	-	-	-	-
TOTAL	11	47	4.3	10	0

RUSHING

DANIELS, JAYDEN (QB)

OPP	RUSH	YDS	AVG	LNG	TD
KENT	12	13	1.1	11	1
SAC	7	25	3.6	11	0
MSU	12	37	3.1	15	0
COLO	5	16	3.2	10	0
CAL	12	84	7.0	24	0
WSU	10	23	2.3	17	1
Utah	16	8	0.5	8	0
TOTAL	74	206	2.8	24	2

RUSHING

LONG, ETHAN (ATH/QB)

OPP	RUSH	YDS	AVG	LNG	TD
KENT	3	21	7.0	16	0
SAC	1	1	1.0	1	0
MSU	-	-	-	-	-
COLO	2	10	5.0	6	0
CAL	-	-	-	-	-
WSU	-	-	-	-	-
Utah	-	-	-	-	-
TOTAL	6	32	5.3	16	0

RUSHING

CARTER, A.J. (RB)

OPP	RUSH	YDS	AVG	LNG	TD
KENT	2	2	1.0	3	0
SAC	-	-	-	-	-
MSU	1	5	5.0	5	0
COLO	-	-	-	-	-
CAL	3	12	4.0	6	0
WSU	3	9	3.0	8	0
Utah	1	3	3.0	3	0
TOTAL	10	31	3.1	8	0

PASSING

DANIEL, JAYDEN (QB)

OPP	COMP	ATT	CMP%	YDS	LNG	TD	INT	EFFIC.
KENT	15	24	62.5	284	77	2	0	189.4
SAC	17	27	63.0	304	72	1	0	169.8
MSU	15	26	57.7	140	40	0	0	102.9
COLO	24	39	61.5	345	53	2	1	147.6
CAL	14	24	58.3	174	38	0	0	119.23
WSU	26	36	72.2	363	86	3	0	184.42
Utah	4	18	22.2	25	12	0	1	22.78
Total	115	194	59.3	1635	86	8	2	141.62



INDIVIDUAL STATISTICS

RECEIVING

WILLIAMS, Kyle (WR)

OPP	REC	YDS	AVG	LNG	TD
KENT	2	20	10.0	10	0
SAC	4	29	7.3	13	0
MSU	6	49	8.2	15	0
COLO	3	32	10.7	20	0
CAL	4	26	6.5	13	0
WSU	5	49	9.8	15	0
Utah	1	-2	-2.0	-2.0	0
TOTAL	25	203	8.1	20	0

RECEIVING

DARBY, Frank (WR)

OPP	REC	YDS	AVG	LNG	TD
KENT	3	53	17.7	42	0
SAC	1	45	45.0	45	0
MSU	1	9	9.0	9	0
COLO	2	49	24.5	39	1
CAL	1	13	13.0	13	0
WSU	3	29	9.7	12	0
Utah	1	12	12.0	12	0
TOTAL	12	210	17.5	45	1

RECEIVING

AIYUK, Brandon (WR)

OPP	REC	YDS	AVG	LNG	TD
KENT	4	140	35.0	77	1
SAC	4	98	24.5	52	0
MSU	5	64	12.8	40	0
COLO	9	122	13.6	53	1
CAL	2	31	15.5	18	0
WSU	7	196	28.0	86	3
Utah	1	7	7.0	7	0
TOTAL	32	658	20.6	86	5

RECEIVING

HUDSON, Tommy (TE)

OPP	REC	YDS	AVG	LNG	TD
KENT	1	7	7.0	7	0
SAC	-	-	-	-	-
MSU	-	-	-	-	-
COLO	-	-	-	-	-
CAL	-	-	-	-	-
WSU	-	-	-	-	-
Utah	1	8	8.0	8	0
TOTAL	2	15	7.5	8	0

RECEIVING

BENJAMIN, Eno (RB)

OPP	REC	YDS	AVG	LNG	TD
KENT	3	32	10.7	14	1
SAC	4	94	23.5	72	1
MSU	2	11	5.5	6	0
COLO	2	0	0.0	0	0
CAL	2	14	7.0	12	0
WSU	6	34	5.7	10	0
Utah	-	-	-	-	-
TOTAL	19	185	9.7	72	2

RECEIVING

PEARSALL, Ricky (WR)

OPP	REC	YDS	AVG	LNG	TD
KENT	1	16	16.0	16	0
SAC	-	-	-	-	-
MSU	-	-	-	-	-
COLO	1	19	19.0	19	0
CAL	1	38	38.0	38	0
WSU	1	25	25.0	25	0
Utah	-	-	-	-	-
TOTAL	4	98	24.5	33	0

RECEIVING

MATTHEWS, Nolan (TE)

OPP	REC	YDS	AVG	LNG	TD
KENT	-	-	-	-	-
SAC	1	13	13.0	13	-
MSU	-	-	-	-	-
COLO	-	-	-	-	-
CAL	-	-	-	-	-
WSU	-	-	-	-	-
Utah	-	-	-	-	-
TOTAL	1	13	13.0	13	-

RECEIVING

KERLEY, Jordan (WR)

OPP	REC	YDS	AVG	LNG	TD
KENT	-	-	-	-	-
SAC	1	8	8.0	8	-
MSU	-	-	-	-	-
COLO	2	59	29.5	33	0
CAL	-	-	-	-	-
WSU	1	4	4.0	5	0
Utah	-	-	-	-	-
TOTAL	4	71	17.8	33	0

RECEIVING

NEWSOME, Ryan (WR)

OPP	REC	YDS	AVG	LNG	TD
KENT	-	-	-	-	-
SAC	1	8	8.0	8	-
MSU	-	-	-	-	-
COLO	2	25	12.5	21	0
CAL	1	9	9.9	9	0
WSU	-	-	-	-	-
Utah	-	-	-	-	-
TOTAL	4	42	10.5	21	0

RECEIVING

CARTER, A.J. (RB)

OPP	REC	YDS	AVG	LNG	TD
KENT	1	16	16.0	16	0
SAC	1	9	9.0	8	0
MSU	-	-	-	-	-
COLO	-	-	-	-	-
CAL	-	-	-	-	-
WSU	-	-	-	-	-
Utah	-	-	-	-	-
TOTAL	2	25	12.5	16	0

RECEIVING

PIERCE, Brandon (WR)

OPP	REC	YDS	AVG	LNG	TD
KENT	-	-	-	-	-
SAC	-	-	-	-	-
MSU	1	7	7.0	7	0
COLO	0	0	0	0	0
CAL	-	-	-	-	-
WSU	-	-	-	-	-
Utah	-	-	-	-	-
TOTAL	1	7	7.0	7	0

RECEIVING

HODGES, Curtis (TE)

OPP	REC	YDS	AVG	LNG	TD
KENT	-	-	-	-	-
SAC	-	-	-	-	-
MSU	-	-	-	-	-
COLO	2	28	14.0	16	0
CAL	2	15	7.5	9	0
WSU	1	15	15.0	15	0
Utah	-	-	-	-	-
TOTAL	5	58	11.6	16	0

RECEIVING

PORTER, Geordon (WR)

OPP	REC	YDS	AVG	LNG	TD
KENT	-	-	-	-	-
SAC	-	-	-	-	-
MSU	-	-	-	-	-
COLO	1	11	11.0	11	0
CAL	1	28	28.0	28	0
WSU	2	11	5.5	7	0
Utah	-	-	-	-	-
TOTAL	4	50	12.5	28	0