

ASU 2018-2019 SCHEDULE

Date Opp. (TV/Radio).....FINAL/TIP

11/6 CS Fullerton (P12).... W, 102-94 2OT

MGM RESORTS MAIN EVENT-TEMPE

11/9 McNeese State (P12)..... W, 80-52

11/12 LBSU (P12)..... W, 90-58

11/15 @San Francisco (P12).....PPD

MGM MAIN EVENT/T-MOBILE

11/19 #15 Miss. St. (ESPNJ)..... W, 72-67

11/21 Utah State (ESPNJ)..... W, 87-82

11/28 Omaha (P12/620 AM)..... W, 89-71

12/1 Texas Southern (P12/98.7) W, 83-71

12/7 #6 Nevada at HoopHall Classic

(@STAPLES/ESPN2/620)..... L, 66-72

12/15 @Georgia (SEC/620)..... W, 76-74

12/17 @Vanderbilt (SEC/620)..... L, 65-81

12/22 #1 Kansas (ESPN2/620)..... W, 80-76

12/29 Princeton (P12/98.7)..... L, 66-67

1/3 Utah (P12/620 AM)..... L, 86-96

1/5 Colorado (P12/98.7 FM)..... W, 83-61

1/9 @California (P12/620 AM)..... W, 80-66

1/12 @Stanford (P12/620 AM)..... L, 71-85

1/17 Oregon St. (FS1/620 AM)..... W, 70-67

1/19 Oregon (P12/98.7 FM)..... W, 78-64

1/24 @ UCLA (FS1/620 AM)..... 8 PT

1/26 @USC (ESPN2/98.7 FM)..... 5 PT

1/31 Arizona (ESPN2)..... 7

2/7 Wash. St. (P12)..... 6

2/9 Washington (ESPN2)..... 8

2/13 @Colorado (FS1)..... 8:30

2/16 @Utah (FS1)..... 8:10

2/20 Stanford (ESPN2)..... 7

2/24 California (P12)..... 4

2/28 @Oregon (P12)..... 8 PT

3/3 @Oregon St. (ESPNJ)..... 5 PT

3/9 @Arizona (CBS)..... 2

(Pac-12 Tournament/Las Vegas)

3/13

-16 T-Mobile Arena.....TBD

FINAL FOUR TRIVIA

Coach Hurley (1992) and Danny Manning (1988) are only current college coaches who earned Final Four MOP.

TURNED IT AROUND FAST

Buffalo was 285-369 (.436) in 22 seasons after going DI (1991-2013). The Bulls were 42-20 (.678) in Coach Hurley's two seasons. He is 105-72 (.593) in six years as a head coach.

SUN DEVIL

M E N ' S B A S K E T B A L L

@SUNDEVILHOOPS (13-5; 4-2) TRAVELS TO LA

Thur., Jan. 24 - @UCLA (10-8; 3-2) 8 p.m. PT/FS1/620 AM

ASU won 88-79 last meeting

Sat., Jan. 26 - @USC (10-8; 3-2) 5 p.m. PT/ESPN2/98.7 FM ASU 1st P12 79.1 PPG/USC 3rd 78.0

OFF TO LA: The Arizona State Sun Devils (13-5; 4-2) -- who advanced to the NCAA Tournament for the first time since 2014 last year and just the fourth time in 24 seasons -- travels to Los Angeles for Thursday-Saturday matchups, with UCLA up first at 8 p.m. PT Thursday on FS1 with Aaron Goldsmith and Casey Jacobsen on the call, followed by Saturday's USC game on ESPN2 with Kanao Leahey and Corey Williams. Tim Healey and Kyle Dodd are on the Sun Devil Radio Network. ASU has outrebounded 15 of 18 opponents this year after doing so just 14 times in 32 games last year.

13 QUICK SPARKY NOTES (13 FOR 2018 NBA MVP JAMES HARDEN)

√ 5-2 in two-possession games this year after going 4-7 last year (12-16 previous 3 seasons)

√ Rob Edwards is averaging 12.2 points in the past nine games, including 23-of-50 from three (.460)

√ 18 halftime-deficit comebacks under Bobby Hurley (12 previous 5 seasons)

√ Kansas was sixth top-10 OOC opponent Coach Hurley played, ASU faced one in previous 17 seasons

√ Best approach vertical on team is Zylan Cheatham at 41.5 inches, Remy Martin not far behind at 40

√ Seven Sun Devils have led the team in scoring this year

√ Zylan Cheatham is averaging 12.1 points, 9.6 rebounds and 3.7 assists per game

√ De'Quon Lake has made 126-of-173 (.728) from the field in his two-year career

√ Kimani Lawrence is 52-of-67 (.776) from the free throw line in his career

√ Ranks eighth in the nation at 41.83 rebounds per game

√ Has outrebounded 15 of 18 opponents this year

√ Has held nine opponents under 40 percent shooting (4 Pac-12 teams)

√ Taeshon Cherry was 9-15 (.600) from 3 and averaged 14 points in in OU/OSU home sweep

DROPPING BUCKETS: ASU has been in the Pac-10/12 for more than four decades, but two of its top eight scoring teams have come in two of Bobby Hurley's first three seasons. ASU led the league in scoring last year at 82.7 points per game, third-best in school history. This year ASU is averaging 79.1, best in the Pac-12.

TOP SCORING SUN DEVIL TEAMS IN PAC-10/12 HISTORY

84.5/1997-1998 (Don Newman)

84.5/1992-1993 (Bill Frieder/Pac-10 leader)

82.7/2017-2018 (Bobby Hurley/Pac-12 leader)

79.6/1988-1989 (Steve Patterson)

79.3/1999-2000 (Rob Evans/Pac-10 leader)

79.3/1990-1991 (Bill Frieder)

79.2/1980-1981 (Ned Wulk/Pac-10 leader)

79.1/2018-19 (Bobby Hurley/current Pac-12 leader)

78.6/2016-2017 (Bobby Hurley)

LAST MEETING (FEB. 10, 2018): ASU (19-6; 7-6) snapped UCLA's (17-8; 8-5) four-game win streak with a solid 88-79 win in front of 14,025 in Tempe. ASU led 40-32 at half and UCLA never got any closer as Tra Holder (22 points), Shannon Evans II (23) and Kodi Justice (17) accounted for 62 of the 88 Sun Devil points. ASU led by as many as 16 late in the second half (75-59/3:54) before the Bruins got a 9-2 scoring run, but the Sun Devils held off the Bruins by making 11 free throws in the final two minutes as it shot 89.3 percent from the free throw line (25-of-28).

ASU MEDIA RELATIONS: ASU men's basketball SID Doug Tammaro can be reached directly at 480-734-7795 or via e-mail at tammaro@asu.edu. The ASU website is: www.TheSunDevils.com.

POS #	SUN DEVIL	YR	HT/WT	2018-2019 SUN DEVIL ROSTER NOTES
G 0	Luguentz Dort	FR	6-4/215	Top-100 recruit who is strong and gets in the lane with ease; speaks French
G 1	Remy Martin	SO	6-0/170	Top-100 2017 signee; energizer bunny, 2018 Pac-12 Co-Sixth Man of the Year
G 2	Rob Edwards	JR	6-4/205	Transfer from Cleveland State who was CSU's leader scorer
F 3	Mickey Mitchell	JR	6-7/225	Played lot of minutes as freshman at Ohio State in 2015-16; Orlando resident
G 5	Kyle Feit	FR	6-4/190	Product of IMG Academy
F 10	Vitaliy Shibel	SO	6-9/210	Sophomore who had ACL injury and redshirted 2016-17/from Ukraine
G 11	Elias Valtonen	FR	6-7/195	Finland native with solid shooting stroke
G 14	Kimani Lawrence	SO	6-7/200	Long sophomore can guard 5 positions & play 4 of them/ <u>missed first 13 games last year</u>
G 21	Jack Roggin	FR	6-0/165	Walk-on from Southern California
F 23	Romello White	SO	6-8/220	Atlanta product who had Jerry Stackhouse as his AAU coach
G 24	Jordan Salzman	SO	5-10/175	Walkon from New York
G 25	Grant Fogerty	SO	6-0/175	Local walkon addition from Desert Mountain High School in Scottsdale
G 31	Trevor Thompson	SO	6-2/175	Second-year walkon from Moon Valley High School in Phoenix
F 32	De'Quon Lake	SR	6-10/225	JC transfer originally from Virgin Islands/24 points, 8 boards, 3 blocks in 2017-18 opener
C 34	Uros Plavsic	FR	7-0/240	Serbian big man with good athletic ability/PLAN IS TO REDSHIRT THIS YEAR
F 35	Taeshon Cherry	FR	6-8/210	San Diego big man who was in everyone's top-75/Solid 3-point range
F 45	Zylan Cheatham	SR	6-8/201	Transfer from San Diego State/smart and energetic and vocal leader
Head Coach: Bobby Hurley/42-20 at Buffalo (2013-15); 1992 Final Four MOP; 58-49 (.542) at ASU/4th year				
Coaching Staff: Rashon Burno, Anthony Coleman, Drazen Zlovacic				
Special Assistant to HC: Ben Wood			Video: Justin McLean	
Operations: Derrick Wrobel			Performance: Daniel Marshall	

ROB OVER 1,000: Junior Rob Edwards dropped buckets at Cleveland State from 2015-17, as he entered ASU with 909 points in 63 games (14.4 per game). He now has 1,033 career points (13.8 career average). Included in that is 25-of-28 (.893) from the free throw line this year and .770 (228-of-296) in his career along with 137 three pointers. After missing six games early and only scoring 18 points in the first nine games (14 in opener and then the six DNP's due to a back injury), he is averaging 12.2 points -- second on the team -- in the past nine games, including 23-of-50 from three (.460).

NOTES: ASU topped then No. 1 Kansas 80-76 on Dec. 22 in Bobby Hurley's 17th halftime-deficit win at ASU behind 15 off-the-bench points from getting healthier Rob Edwards (13 in the second half). He became the fourth Sun Devil to earn Pac-12 Player of the Week this season. Zylan Cheatham, the Dec. 3 Pac-12 Player of the Week, registered ASU's second triple double in the Dec. 1 win over Texas Southern, Nov. 23 Pac-12 POTW Luguentz Dort has four 20-point games and Remy Martin also took home a Pac-12 POTW (Dec. 17).

2018-19 SUN DEVIL PAC-12 PLAYERS OF THE WEEK

Dec. 24: Rob Edwards

Dec. 17: Remy Martin

Dec. 3: Zylan Cheatham

Nov. 26: Luguentz Dort

WINGSPAN: ASU has five players with wingspan of at least 6-11: De'Quon Lake (7-2), Zylan Cheatham (7-0.5), Romello White (7-0.25), Vitaliy Shibel (6-11.75) and Kimani Lawrence (6-11.5).

FTS: ASU has made some crucial free throws late to seal wins...Rob Edwards hit two with 12 seconds left in the 70-67 win over Oregon State to give ASU the three-point lead on Jan. 17...in come-from behind win at Cal, it was 13-of-16 in the second half...made 6-of-8 in final five minutes against Kansas, including two by Rob Edwards with six seconds left to make it a two-possession game...made nine of final 11 in second half at Georgia...10-14 in final 4:03 vs. Utah State, including six straight in two-minute stretch after USU buckets...Remy Martin made two with 10 seconds left to make it five-point lead over Mississippi State as ASU made all six in second half...made 8-of-10 in second OT against CSF.

QUICK LU NOTES: Luguentz Dort earned Nov. 26 Pac-12 Player of the Week and Andy Katz's National Player of the Week after averaging 25 points and eight rebounds as ASU won the MGM Resorts Main Event in Las Vegas (Nov. 19-21). Dort is the first ASU freshman to garner the league's weekly award since James Harden in January of 2008.

TOP SCORING GAMES FOR LUGUENTZ DORT

33 vs. Utah State @Las Vegas, Nov. 21, 2018

28 vs. Cal State Fullerton, Nov. 6, 2018

25 vs. McNeese State, Nov. 9, 2018

24 vs. #6 Nevada, Dec. 7, 2018

FLIPS: ASU had started Pac-12 play with five of its first seven on the road six times in the previous 10 seasons (only Pac-12 team to have that decade of awkwardness) including last year, but things flipped this year as ASU has four of first six at home. This year marks only the fourth time in past 11 seasons ASU opened Pac-12 play at home.

RUN AND JUMP: Best approach vertical on the team is Zylan Cheatham at 41.5 inches, with Remy Martin not far behind at 40 inches.

JUMP: Best standing verticals on the team: De'Quon Lake and Luguentz Dort both did 34 inches, while Zylan Cheatham is at 33.5 inches.

PLAYING FOLKS: Bobby Hurley has made the attempt to play some folks. In his first year after looking at an inherited schedule that included tilts vs. NC State/Marquette in Brooklyn, at Creighton, at UNLV and No. 18 Texas A&M, he put the wheels in motion to make it even better by playing at Kentucky and filled a holiday break hole that could have been a yawner with Stephen F. Austin. In 2016-17, ASU played No. 1 Kentucky in the Bahamas, Purdue in NYC, at San Diego State and vs. No. 9 Creighton. Last year besides Kansas ASU played Xavier and hosted 2017 NCAA Tournament product Vanderbilt. Kansas was the sixth top-10 non-conference opponent Coach Hurley played in his four years. ASU faced one in the previous 17 seasons.

ASU REGULAR SEASON OOC GAMES VS. TOP-10 TEAMS UNDER BOBBY HURLEY

- #18 ASU 80, #1 Kansas 76 (Dec. 22, 2018)
- #6 Nevada 72, ASU 66 at STAPLES Center (Dec. 7, 2018)
- ASU 95 @#2 Kansas 85 (Dec. 10, 2017)
- #9 Creighton 96, ASU 85 (Dec. 20, 2016)
- #1 Kentucky 115, ASU 69 (Nov. 28, 2016 at Bahamas)
- @#5 Kentucky 72, ASU 58 (Dec. 12, 2015)

20: ASU won 20 straight regular season OOC games, the sixth-best Pac-12 streak in past 23 seasons, prior to its 72-66 Dec. 7 loss to Nevada.

REGULAR SEASON PAC-12 OOC WIN STREAKS (1996-PRESENT)

- 39, Arizona, 12/20/11-12/19/14
- 26, Stanford, 11/11/99-11/24/01
- 24, Washington, 12/5/04-12/4/06
- 23, USC, 12/3/15-11/22/17
- 21, Washington State, 12/5/06-11/29/08
- 20, Arizona State, 12/17/16-12/7/18**

VS. RANKED TEAMS: ASU has defeated six ranked teams in Bobby Hurley's tenure, including five out of conference and three of them away from home. The Nov. 24, 2017, Xavier win was the highest ranked OOC team ASU had topped since it beat No. 7 Maryland in the 1994 Maui Invitational...until it won at #2 Kansas on Dec. 10. ASU followed that up with a Nov. 19 win over No. 15 Mississippi State this year and its second win over No. 1 in school history on Dec. 22.

ASU WINS VS. RANKED TEAMS UNDER BOBBY HURLEY

- #18 ASU 80, Kansas 76 (Dec. 22, 2018)
- ASU 72, #15 Mississippi State 67 (Nov. 19, 2018/Las Vegas)
- #16 ASU 95, at #2 Kansas 85 (Dec. 10, 2017)
- ASU 102, #15 Xavier 86 (Nov. 24, 2017/Las Vegas)
- ASU 74, #23 USC 67 (Feb. 12, 2016)
- ASU 67, #18 Texas A&M 54 (Dec. 5, 2015)

REFRESH: ASU's top three scorers are gone, but ASU returned six lettermen, a pair of high-level transfers and notched a top-20 recruiting class. Last year third-year coach Bobby Hurley (two-time NCAA champion, 1992 Final Four MOP and NCAA career assist leader) and the Sun Devils were the final undefeated team (12-0), beat No. 1 seeds Xavier and Kansas and went 5-2 against NCAA Tournament teams. ASU averaged 10,603 fans, topping the 9,514 school record set in 1995-96.

PRO-NUN-SEE-A-SHUNS

- Luguentz Dort (LOU-gentz)
- Vitaliy Shibel (Vigh-tal-ee Shy-bull)
- Elias Valtonen (Ill-ee-as Val-tow-nen)
- De'Quon Lake (Deh-Quon)
- Uros Plavsic (ur-rose Plav-sick)
- Taeshon Cherry (Tay-shawn)
- Zylan (Zigh-lan)

REMY MARTIN TOP SCORING TILTS

- 24 at California (1/9/19)**
- 22 vs. Utah (1/3/19)**
- 21 at Georgia (12/15/18)**
- 21 at #2 Kansas (12/10/17)
- 20 vs. Colorado/Las Vegas (3/7/18)
- 19 vs. Princeton (12/29/18)**
- 16 vs. #15 Miss. St./Las Vegas (11/19/18)**

ROMELLO WHITE TOP SCORING TILTS

- 25 vs. Northern Arizona (11/17/17)
- 22 vs. St. John's at STAPLES (12/8/17)
- 21 at Washington State (2/4/18)
- 19 vs. Colorado (1/5/19)**
- 19 vs. Texas Southern (12/1/18)**
- 19 at Stanford (1/17/18)
- 19 vs. Kansas State in LV (11/23/17)

ROMELLO WHITE DOUBLE-DOUBLES (8)

- 18/11 vs. Princeton (12/29/18)**
- 19/14 vs. Texas Southern (12/1/18)**
- 13/11 vs. California (3/1/18)
- 10/14 at Washington (2/1/18)
- 10/11 at Colorado (1/4/18)
- 16/13 vs. USF (2/2/17)
- 14/11 vs. UC Irvine (11/9/17)
- 16/15 vs. San Diego State (11/14/17)

ZYLAN CHEATHAM

ASU DOUBLE-DOUBLES (7)

- 10/13 vs. Oregon State (1/17/19)
- 13/11 vs. #1 Kansas (12/22/18)
- 10/10 at Georgia (12/15/18)
- 13/10 vs. #6 Nevada (12/7/18)
- 14/13/10 vs. Texas Southern (12/1/18)
- 13/12/9 vs. Omaha (11/28/18)
- 16/12/6 vs. McNeese State (11/9/18)

2018-19 AP RANKINGS

- Dec. 24: 17
- Dec. 17: 18
- Dec. 10: 20
- Dec. 3: 20

COACH AS A PLAYER: Coach Hurley's Duke career has been talked about a lot. His 145 assists (in 20 games) is a NCAA Tournament record. Here is a numbers breakdown:

.583: In the 1992 Final Four, Coach made 7-of-12 three pointers en route to the Most Outstanding Player honors.

.667: In the April 4, 1992 Final Four game vs. Indiana, Coach went 6-of-9 from the three-point stripe.

2: In addition to 1992 Most Outstanding Player honors, Coach also earned 1991 All-Tournament Team honors.

9: In the 1991 title game vs. Kansas on April 1, he posted nine assists.

16: In the 1991 Final Four he posted 16 assists.

119: Coach Hurley went 119-26 (.821) in his four years at Duke.

18-2: Coach Hurley went 18-2 in his NCAA Tournament career.

3-PTERS IN TOURNAMENT CAREER

47, Lee Humphrey, Florida, 2004-07 (15)

43, Shelvin Mack, Butler, 2009-11 (13)

42, Bobby Hurley, Duke, 1990-93 (20)

NCAA TOURNAMENT GAMES

23, Christian Laettner, Duke, 1989-92

22, Greg Koubek, Duke, 1988-91

22, Brian Davis, Duke, 1989-92

21, Wayne Turner, Kentucky, 1996-99

20, Thomas Hill, Duke, 1990-93

20, Bobby Hurley, Duke, 1990-93

20, Grant Hill, Duke, 1991-94

20, Antonio Lang, Duke, 1991-94

TAESHON CHERRY

DOUBLE FIGURE GAMES

19 vs. Nebraska-Omaha (11/28/18)

15 vs. Oregon (1/19/19)

15 vs. Utah State (11/21/18)

14 vs. Texas Southern (12/1/18)

12 vs. Oregon State (1/17/19)

KIMANI: Kimani Lawrence's freshman season gets an asterisk. Last year he started in all three exhibition games and had 15 points and nine boards vs. Northern State and 18 points and five boards vs. Arizona Christian. The night before the season opener he suffered a stress fracture in left foot that kept him out until Pac-12 play. In the opener vs. Cal State Fullerton he posted 16 points (previous best was nine) and minutes (36). He had 22 points including the game-winning three-pointer in the Nov. 19 win over No. 15 Mississippi State.

KIMANI LAWRENCE QUICK NOTES

√ Double-figures in first seven games and now three of past five

√ 21 threes this year/3-15 last year

√ 52-67 (.776) from FT line in career

√ 6-11 1/2 wingspan

REMY!!!: The Pac-12 Sixth Man of the Year officially returned in 30+ seasons in 2017-18 and freshman Remy Martin shared the award with CU's Devon Collier. The previous Pac-10 Sixth Man of the Year was awarded from 1984-87. Martin – with zero starts -- averaged 9.6 points, had 94 assists and was 71-of-94 (.755) from the free throw line in 23.8 minutes per game. He had 20 double-figure scoring games (15 of final 21) and had a season-best 21 at No. 2 Kansas on Dec. 10. At WSU on Feb. 4, he had all 10 points in the final 6:20 as ASU outscored WSU 19-9 in final seven minutes. He injured his ankle on Oct. 10 and reinjured it on Nov. 21 vs. Utah State, as he missed the Omaha and Texas Southern games. Five of his top seven career scoring games have been away from home. He is averaging 13.4 points in past 10 games.

REMY MARTIN TOP SCORING TILTS

24 at California (1/9/19)

22 vs. Utah (1/3/19)

21 at Georgia (12/15/18)

21 at #2 Kansas (12/10/17)

20 vs. Colorado at Las Vegas (3/7/18)

19 vs. Princeton (12/29/18)

16 vs. #15 Mississippi State at Las Vegas (11/19/18)

REMY PAC-12 POTW (DEC. 17): Remy Martin matched a career-high with 21 points, grabbed a career-best eight rebounds, and added five assists and three steals to spark the Sun Devils back from an 18-point deficit to a 76-74 victory at Georgia on Dec. 15, leading to his Dec. 17 Pac-12 Player of the Week Award. The 6-0 guard from Chatsworth, Calif., totaled 12 points, five boards, two assists and two steals in the second half, including back-to-back baskets inside the final 3:11 which gave ASU its first lead of the game at 71-70.

TALENT UPGRADE: From 2002-16, ASU signed six top-85 players according to 247Sports/Scout.com. At times ASU has had a five-man lineup on the floor this year alone with top-85 recruits in Remy Martin (77) Lugentz Dort (33) and Kimani Lawrence (58) in the backcourt and Taeshon Cherry (29) and Romello White (81) underneath.

TOP-85 247SPORTS/SCOUT.COM ASU SIGNEES (2002-2018)

23. James Harden, 2007

29. Taeshon Cherry, 2018

33. Luguentz Dort, 2018

34. Jahii Carson, 2011

41. Sam Cunliffe, 2016

55. Ike Diogu, 2002

58. Kimani Lawrence, 2017

77. Remy Martin, 2017

79. Keala King, 2010

81. Romello White, 2016

WHAT HAS CHANGED: The 2017-18 season saw a lot of upgrades for Sun Devil basketball beyond the NCAA Tournament appearance as attendance records were busted and it won a dozen straight for just the second time in school history. Below is a list of what was truth last year at this time and what ASU can flash the fork about now.

LAST YEAR AT THIS TIME / #FORKSUP NOW

5,807 attendance in BH first year / 10,603 in third year (school record)
11-game win streak in 1980-81 was awesome / 12-0 start last year was better
8-22 in road OOC games prior to CBH / 5-2 under Bobby Hurley
Averaged 80+ points twice in Pac-12 history / 82.7 last year led Pac-12

SAME: Thanksgiving week in Las Vegas has been really good to ASU. ASU won the 2017 Continental Tire Invitational at Orleans Arena on Nov. 23-24 with wins over 2018 Elite Eight member Kansas State (92-90) and then dropped 102 on No. 15 Xavier for a 16-point win. Those wins vaulted ASU into the rankings for the first time since James Harden was in uniform (2008-09), gave it a 6-0 start for just the second time in 32 seasons and was its first exempt tournament title since Bill Frieder's gang won the 1994 Maui Invitational. ASU then beat No. 15 Mississippi State on Nov. 19 and Utah State on Nov. 21 to win the 2018 MGM Resorts Main Event at T-Mobile Arena.

DORT: Luguentz Dort's 53 points in first two games (28 vs. CSF and 25 vs. McNeese State) were the third-most by a Pac-12 freshman in his first two career games since 1996-97. Only Markelle Fulz (65 in 2016-17) and Tajuan Porter (55 in 2006-07) had more in the past 23 seasons.

FWIW LUGUENTZ DORT PHYSICAL STUFF

HT: 6-4 -- **WT:** 215 -- **WINGSPAN:** 6-8.75 -- **BORN:** April of 1999

STANDING VERTICAL: 34" (tied for best on team with De'Quon Lake)

APPROACH VERTICAL: 39" (third on team behind Zylan at 41.5 and Remy at 40)

MOST POINTS BY A SUN DEVIL FRESHMAN

35, Mario Bennett vs. #5 Arizona, Feb. 20, 1992
34, Jahii Carson vs. Stanford @Pac-12 Tournament (Las Vegas), Mar. 13, 2013
33, Luguentz Dort vs. Utah State @Las Vegas, Nov. 21, 2018

HALF: ASU has 18 wins (eight on the road) when trailing at the half under Bobby Hurley, after going 12-64 (.157) the previous five seasons. It did it seven times in 2017-18 and did it this year at Georgia, vs. No. 1 Kansas and at California.

18 HALFTIME DEFICIT WINS UNDER COACH HURLEY

(-2) @California 35, ASU 33/Jan. 9, 2019/ASU 80, @California 66
(-8) #1 Kansas 39, #18 ASU 31/Dec. 22, 2018/#18 ASU 80, #1 Kansas 76
(-14) @Georgia 47, #20 ASU 33/Dec. 15, 2018/#20 ASU 76, @Georgia 74
(-4) USC 37, ASU 33/Feb. 8, 2018/ASU 80, USC 77
(-1) Oregon State 34, ASU 33/Jan. 13, 2018/ASU 77, OSU 75
(-1) @Utah 36, ASU 35/Jan. 7, 2018/ASU 80, @Utah 77
(-3) @#2 Kansas 40, #16 ASU 37/Dec. 10, 2017/#16 ASU 95, @KU 85
(-2) #15 Xavier 46, ASU 44/Nov. 24, 2017/ASU 102, #15 Xavier 86
(-2) Kansas State 44, ASU 42/Nov. 23, 2017/ASU 92, KSU 90
(-6) SDSU 40, ASU 34/Nov. 14, 2017/ASU 90, SDSU 68
(-1) USC 48, ASU 47/Feb. 26, 2017/ASU 83, USC 82
(-2) @UW 41, ASU 39/Feb. 16, 2017/ASU 83, @UW 81
(-1) Stanford 33, ASU 32/Feb. 11, 2017/ASU 75, Stanford 69
(-7) @SDSU 32, ASU 25/Dec. 10, 2016/ASU 74, @SDSU 63
(-3) #23 USC 30, ASU 27/Feb. 12, 2016/ASU 74, USC 67
(-12) @UNLV 37, ASU 25/Dec. 16, 2015/ASU 66, @UNLV 56
(-8) @Creighton 41, ASU 33/Dec. 2, 2015/ASU 79, @Creighton 77
(-2) UCSB 29, ASU 27/Nov. 29, 2015/ASU 70, UCSB 6

THREE-POINT NOTE

Entering 2018-19 ASU had made a three-point-er in 587 straight games. The last time ASU did not make a three-point-er was in an 89-57 win over Washington in Tempe on Feb. 10, 2001.

ASU OOC WINS VS. RANKED TEAMS

PAC-10/12 ERA

√ #18 ASU 80, #1 Kansas 76
Dec. 22, 2018/Bobby Hurley
√ ASU 72, #15 Mississippi State 67
Nov. 19, 2018 at Las Vegas/Bobby Hurley
√ #16 ASU 95, @#2 Kansas 85
Dec. 10, 2017/Bobby Hurley
√ ASU 102, #15 Xavier 86
Nov. 24, 2017 at Las Vegas/Bobby Hurley
√ ASU 67, #18 Texas A&M 54
Dec. 5, 2015/Bobby Hurley

√ ASU 79, #25 Marquette 77
Nov. 25, 2013/Herb Sendek
√ ASU 77, #17 Xavier 55
Dec. 15, 2007/Herb Sendek

√ ASU 97, #7 Maryland 90
Nov. 23, 1994 at Maui/Bill Frieder
√ ASU 79, #13 Michigan 62
Nov. 22, 1994 at Maui/Bill Frieder

√ #14 ASU 71, #7 Ohio State 58
Dec. 20, 1980/Ned Wulk
√ ASU 96, #12 Iowa 88
Dec. 6, 1980/Ned Wulk

SUN DEVIL LEADERS

(INCLUDES SHARED/THEN CAREER)

SCORING: Dort (6), Martin (5/6), Lawrence (1), Cherry (1), White (2), Edwards (3), Cheatham (1)

REBOUNDS: Dort (4), White (4/16), Lake (1/8), Mitchell (0/6), Cheatham (11), Edwards (1)

ASSISTS: Mitchell (0/5), Martin (9/15), White (0/2), Cheatham (9), Dort (1)

DE'QUON LAKE DOUBLE-DOUBLES (2)

11/12 vs. Kansas State (11/23/17)
17/10 vs. Northern Arizona (11/17/17)

2018-19 @SunDevilHoops
Arizona State Combined Team Statistics (as of Jan 20, 2019)
All games

Overall record: 13-5 Conf: 4-2 Home: 9-2 Away: 2-2 Neutral: 2-1

#	Player	gp-gs	min	avg	Total		3-Point		F-Throw		Rebounds				pf	dq	a	to	blk	stl	pts	avg
					fg-fga	fg%	3fg-fga	3fg%	ft-fa	ft%	off	def	tot	avg								
00	Dort,Luguentz	18-17	571	31.7	97-245	.396	27-88	.307	74-117	.632	23	57	80	4.4	49	2	46	54	2	26	295	16.4
01	Martin,Remy	16-12	509	31.8	70-179	.391	18-62	.290	39-54	.722	10	41	51	3.2	18	0	68	33	1	21	197	12.3
45	Cheatham,Zylan	18-18	588	32.7	73-136	.537	7-18	.389	64-102	.627	43	130	173	9.6	50	1	67	53	16	14	217	12.1
02	Edwards,Rob	12-6	328	27.3	37-114	.325	25-59	.424	25-28	.893	2	33	35	2.9	25	0	19	9	3	9	124	10.3
14	Lawrence,Kimani	18-15	480	26.7	61-150	.407	21-66	.318	41-54	.759	20	50	70	3.9	45	1	28	25	5	12	184	10.2
23	White,Romello	18-18	430	23.9	61-97	.629	0-0	.000	40-65	.615	45	61	106	5.9	53	2	7	23	11	6	162	9.0
35	Cherry,Taeshon	18-3	366	20.3	46-113	.407	29-79	.367	8-12	.667	10	45	55	3.1	46	1	9	8	5	15	129	7.2
32	Lake,De'Quon	18-1	250	13.9	35-45	.778	0-0	.000	14-25	.560	33	47	80	4.4	49	2	3	19	15	3	84	4.7
03	Mitchell,Mickey	6-0	53	8.8	5-7	.714	1-1	1.000	1-8	.125	6	10	16	2.7	7	0	6	6	0	1	12	2.0
05	Feit,Kyle	4-0	5	1.3	2-3	.667	1-2	.500	0-0	.000	0	2	2	0.5	1	0	0	1	0	0	5	1.3
10	Shibel,Vitaliy	8-0	32	4.0	2-6	.333	2-5	.400	0-0	.000	2	3	5	0.6	7	0	0	1	0	1	6	0.8
25	Fogerty,Grant	3-0	3	1.0	1-1	1.000	0-0	.000	0-0	.000	0	0	0	0.0	0	0	1	0	0	0	2	0.7
24	Salzman,Jordan	3-0	4	1.3	0-2	.000	0-0	.000	2-2	1.000	0	0	0	0.0	0	0	0	0	0	1	2	0.7
11	Valtonen,Elias	10-0	27	2.7	1-2	.500	1-2	.500	2-2	1.000	1	0	1	0.1	1	0	1	1	2	0	5	0.5
31	Thompson,Trevor	2-0	3	1.5	0-1	.000	0-0	.000	0-0	.000	0	0	0	0.0	0	0	0	1	0	1	0	0.0
21	Roggin,Jack	1-0	1	1.0	0-0	.000	0-0	.000	0-0	.000	0	0	0	0.0	0	0	0	0	0	0	0	0.0
Team											42	37	79		1		8					
Total.....		18	3650		491-1101	.446	132-382	.346	310-469	.661	237	516	753	41.8	352	9	255	242	60	110	1424	79.1
Opponents.....		18	3650		427-1061	.402	157-476	.330	293-397	.738	170	455	625	34.7	391	12	234	253	61	106	1304	72.4

TEAM STATISTICS	ASU	OPP	Date	Opponent	Score	Att.
SCORING	1424	1304	11/6/18	CSU FULLERTON	Wo2 102-94	9145
Points per game	79.1	72.4	11/9/18	MCNEESE STATE	w 80-52	8515
Scoring margin	+6.7	-	11/12/18	LONG BEACH STATE	w 90-58	8818
FIELD GOALS-ATT	491-1101	427-1061	11/19/18	vs Mississippi State	w 72-67	2507
Field goal pct	.446	.402	11/21/18	vs Utah State	w 87-82	3157
3 POINT FG-ATT	132-382	157-476	11/28/18	NEBRASKA OMAHA	w 89-71	6951
3-point FG pct	.346	.330	12/01/18	TEXAS SOUTHERN	w 83-71	10085
3-pt FG made per game	7.3	8.7	12/07/18	vs Nevada	L 66-72	7235
FREE THROWS-ATT	310-469	293-397	12/15/18	at Georgia	w 76-74	9028
Free throw pct	.661	.738	12/17/18	at Vanderbilt	L 65-81	9271
F-Throws made per game	17.2	16.3	12/22/18	KANSAS	w 80-76	14592
REBOUNDS	753	625	12/29/18	PRINCETON	L 66-67	10030
Rebounds per game	41.8	34.7	* 01/03/19	UTAH	L 86-96	9128
Rebounding margin	+7.1	-	* 01/05/19	COLORADO	w 83-61	10003
ASSISTS	255	234	* 01/09/19	at California	w 80-66	5827
Assists per game	14.2	13.0	* 01/12/19	at Stanford	L 71-85	3969
TURNOVERS	242	253	* 01/17/19	OREGON STATE	w 70-67	9705
Turnovers per game	13.4	14.1	* 01/19/19	OREGON	w 78-64	12751
Turnover margin	+0.6	-	* = Conference game			
Assist/turnover ratio	1.1	0.9				
STEALS	110	106				
Steals per game	6.1	5.9				
BLOCKS	60	61				
Blocks per game	3.3	3.4				
ATTENDANCE	109723	40994				
Home games-Avg/Game	11-9975	4-7024				
Neutral site-Avg/Game	-	3-4300				

Score by Periods	1st	2nd	OT	OT2	Totals
Arizona State	657	748	6	13	1424
Opponents	583	710	6	5	1304

2018-19 @SunDevilHoops
Arizona State Combined Team Statistics (as of Jan 20, 2019)
Conference games

RECORD:	OVERALL	HOME	AWAY	NEUTRAL
ALL GAMES	4-2	3-1	1-1	0-0
CONFERENCE	4-2	3-1	1-1	0-0
NON-CONFERENCE	0-0	0-0	0-0	0-0

##	Player	gp-gs	min	avg	Total		3-Point		F-Throw		Rebounds				pf	dq	a	to	blk	stl	pts	avg
					fg-fga	fg%	3fg-fga	3fg%	ft-fa	ft%	off	def	tot	avg								
45	Cheatham,Zylan	6-6	201	33.5	27-48	.563	5-8	.625	22-33	.667	15	37	52	8.7	15	0	21	18	5	3	81	13.5
00	Dort,Luguentz	6-5	170	28.3	29-66	.439	7-30	.233	13-25	.520	4	11	15	2.5	15	2	17	17	0	6	78	13.0
01	Martin,Remy	6-4	192	32.0	30-64	.469	12-25	.480	3-7	.429	3	13	16	2.7	8	0	34	13	0	8	75	12.5
02	Edwards,Rob	6-5	182	30.3	21-58	.362	16-35	.457	12-14	.857	1	18	19	3.2	11	0	12	7	2	4	70	11.7
23	White,Romello	6-6	137	22.8	22-33	.667	0-0	.000	8-15	.533	14	22	36	6.0	17	1	1	9	2	2	52	8.7
14	Lawrence,Kimani	6-3	120	20.0	13-31	.419	3-16	.188	12-19	.632	5	16	21	3.5	17	0	6	4	1	4	41	6.8
35	Cherry,Taeshon	6-0	110	18.3	14-39	.359	12-33	.364	0-2	.000	4	12	16	2.7	18	1	3	3	1	6	40	6.7
32	Lake,De'Quon	6-1	76	12.7	10-12	.833	0-0	.000	4-10	.400	10	14	24	4.0	11	0	0	2	3	0	24	4.0
24	Salzman,Jordan	1-0	2	2.0	0-0	.000	0-0	.000	2-2	1.000	0	0	0	0.0	0	0	0	0	0	1	2	2.0
25	Fogerty,Grant	1-0	1	1.0	1-1	1.000	0-0	.000	0-0	.000	0	0	0	0.0	0	0	1	0	0	0	2	2.0
11	Valtonen,Elias	3-0	4	1.3	1-1	1.000	1-1	1.000	0-0	.000	0	0	0	0.0	0	0	1	0	0	0	3	1.0
10	Shibel,Vitaliy	3-0	3	1.0	0-0	.000	0-0	.000	0-0	.000	0	0	0	0.0	0	0	0	0	0	1	0	0.0
31	Thompson,Trevor	1-0	2	2.0	0-1	.000	0-0	.000	0-0	.000	0	0	0	0.0	0	0	0	1	0	1	0	0.0
Team											13	13	26				5					
Total.....		6	1200		168-354	.475	56-148	.378	76-127	.598	69	156	225	37.5	112	4	96	79	14	36	468	78.0
Opponents.....		6	1200		143-346	.413	58-160	.363	95-125	.760	63	145	208	34.7	120	1	83	81	19	40	439	73.2

TEAM STATISTICS	ASU	OPP
SCORING	468	439
Points per game	78.0	73.2
Scoring margin	+4.8	-
FIELD GOALS-ATT	168-354	143-346
Field goal pct	.475	.413
3 POINT FG-ATT	56-148	58-160
3-point FG pct	.378	.363
3-pt FG made per game	9.3	9.7
FREE THROWS-ATT	76-127	95-125
Free throw pct	.598	.760
F-Throws made per game	12.7	15.8
REBOUNDS	225	208
Rebounds per game	37.5	34.7
Rebounding margin	+2.8	-
ASSISTS	96	83
Assists per game	16.0	13.8
TURNOVERS	79	81
Turnovers per game	13.2	13.5
Turnover margin	+0.3	-
Assist/turnover ratio	1.2	1.0
STEALS	36	40
Steals per game	6.0	6.7
BLOCKS	14	19
Blocks per game	2.3	3.2
ATTENDANCE	41587	9796
Home games-Avg/Game	4-10397	2-4898
Neutral site-Avg/Game	-	0-0

Date	Opponent		Score	Att.
* 01/03/19	UTAH	L	86-96	9128
* 01/05/19	COLORADO	W	83-61	10003
* 01/09/19	at California	W	80-66	5827
* 01/12/19	at Stanford	L	71-85	3969
* 01/17/19	OREGON STATE	W	70-67	9705
* 01/19/19	OREGON	W	78-64	12751

* = Conference game

Score by Periods	1st	2nd	Totals
Arizona State	228	240	468
Opponents	201	238	439

Individual Career History

Cheatham,Zylan

			Total		3-Point		F-Throws		Rebounds											Scoring	
Season	gp-gs	min/avg	fg-fga	pct	fg-fga	pct	ft-fta	pct	off	def	tot	avg	pf	fo	ast	to	blk	stl	pts	avg	
2015-16*	38-26	791/20.8	93-176	.528	3-17	.176	111-155	.716	62	143	205	5.4	87	2	36	72	26	22	300	7.9	
2016-17*	31-22	726/23.4	95-183	.519	2-12	.167	90-119	.756	69	125	194	6.3	83	2	43	60	18	33	282	9.1	
2018-19	18-18	588/32.7	73-136	.537	7-18	.389	64-102	.627	43	130	173	9.6	50	1	67	53	16	14	217	12.1	
TOTAL	18-18	588/32.7	73-136	.537	7-18	.389	64-102	.627	43	130	173	9.6	50	1	67	53	16	14	217	12.1	
All*	87-66	2105/24.2	261-495	.527	12-47	.255	265-376	.705	174	398	572	6.6	220	5	146	185	60	69	799	9.2	

* Statistics from prior team/school

Edwards,Rob

			Total		3-Point		F-Throws		Rebounds											Scoring	
Season	gp-gs	min/avg	fg-fga	pct	fg-fga	pct	ft-fta	pct	off	def	tot	avg	pf	fo	ast	to	blk	stl	pts	avg	
2015-16*	32-29	994/31.1	130-331	.393	49-124	.395	89-119	.748	21	104	125	3.9	71	0	46	109	1	37	398	12.4	
2016-17*	31-30	964/31.1	167-404	.413	63-178	.354	114-149	.765	29	110	139	4.5	68	0	53	95	5	41	511	16.5	
2018-19	12-6	328/27.3	37-114	.325	25-59	.424	25-28	.893	2	33	35	2.9	25	0	19	9	3	9	124	10.3	
TOTAL	12-6	328/27.3	37-114	.325	25-59	.424	25-28	.893	2	33	35	2.9	25	0	19	9	3	9	124	10.3	
All*	75-65	2286/30.5	334-849	.393	137-361	.380	228-296	.770	52	247	299	4.0	164	0	118	213	9	87	1033	13.8	

* Statistics from prior team/school

Lake,De'Quon

			Total		3-Point		F-Throws		Rebounds											Scoring	
Season	gp-gs	min/avg	fg-fga	pct	fg-fga	pct	ft-fta	pct	off	def	tot	avg	pf	fo	ast	to	blk	stl	pts	avg	
2017-18	32-1	546/17.1	91-128	.711	0-0	.000	47-71	.662	59	108	167	5.2	91	5	4	14	43	9	229	7.2	
2018-19	18-1	250/13.9	35-45	.778	0-0	.000	14-25	.560	33	47	80	4.4	49	2	3	19	15	3	84	4.7	
TOTAL	50-2	796/15.9	126-173	.728	0-0	.000	61-96	.635	92	155	247	4.9	140	7	7	33	58	12	313	6.3	

Lawrence,Kimani

			Total		3-Point		F-Throws		Rebounds											Scoring	
Season	gp-gs	min/avg	fg-fga	pct	fg-fga	pct	ft-fta	pct	off	def	tot	avg	pf	fo	ast	to	blk	stl	pts	avg	
2017-18	19-0	186/9.8	22-48	.458	3-15	.200	11-13	.846	10	23	33	1.7	31	0	3	9	8	7	58	3.1	
2018-19	18-15	480/26.7	61-150	.407	21-66	.318	41-54	.759	20	50	70	3.9	45	1	28	25	5	12	184	10.2	
TOTAL	37-15	666/18.0	83-198	.419	24-81	.296	52-67	.776	30	73	103	2.8	76	1	31	34	13	19	242	6.5	

Martin,Remy

			Total		3-Point		F-Throws		Rebounds											Scoring	
Season	gp-gs	min/avg	fg-fga	pct	fg-fga	pct	ft-fta	pct	off	def	tot	avg	pf	fo	ast	to	blk	stl	pts	avg	
2017-18	32-0	762/23.8	107-236	.453	23-62	.371	71-94	.755	22	73	95	3.0	48	0	94	43	2	36	308	9.6	
2018-19	16-12	509/31.8	70-179	.391	18-62	.290	39-54	.722	10	41	51	3.2	18	0	68	33	1	21	197	12.3	
TOTAL	48-12	1271/26.5	177-415	.427	41-124	.331	110-148	.743	32	114	146	3.0	66	0	162	76	3	57	505	10.5	

Shibel,Vitaliy

			Total		3-Point		F-Throws		Rebounds											Scoring	
Season	gp-gs	min/avg	fg-fga	pct	fg-fga	pct	ft-fta	pct	off	def	tot	avg	pf	fo	ast	to	blk	stl	pts	avg	
2017-18	32-20	332/10.4	19-55	.345	11-44	.250	10-12	.833	11	48	59	1.8	73	3	17	13	9	4	59	1.8	
2018-19	8-0	32/4.0	2-6	.333	2-5	.400	0-0	.000	2	3	5	0.6	7	0	0	1	0	1	6	0.8	
TOTAL	40-20	364/9.1	21-61	.344	13-49	.265	10-12	.833	13	51	64	1.6	80	3	17	14	9	5	65	1.6	

White,Romello

			Total		3-Point		F-Throws		Rebounds											Scoring	
Season	gp-gs	min/avg	fg-fga	pct	fg-fga	pct	ft-fta	pct	off	def	tot	avg	pf	fo	ast	to	blk	stl	pts	avg	
2017-18	31-31	752/24.3	120-184	.652	0-0	.000	85-154	.552	79	141	220	7.1	100	6	13	44	23	8	325	10.5	
2018-19	18-18	430/23.9	61-97	.629	0-0	.000	40-65	.615	45	61	106	5.9	53	2	7	23	11	6	162	9.0	
TOTAL	49-49	1182/24.1	181-281	.644	0-0	.000	125-219	.571	124	202	326	6.7	153	8	20	67	34	14	487	9.9	

2018-19 @SunDevilHoops
Arizona State Points-Rebounds-Assists (as of Jan 20, 2019)
All games

Opponent	Date	Score		00	01	02	03	10	11	14
				DORT,LUGUE	MARTIN,REM	EDWARDS,RO	MITCHELL,M	SHIBEL,VIT	VALTONEN,E	LAWRENCE,K
CSU FULLERTON	11/6/18	102-94	w	28-9-1	8-5-3	14-6-2	2-1-0	DNP	0-0-0	16-6-2
MCNEESE STATE	11/9/18	80-52	w	25-2-1	6-3-5	DNP	1-3-1	0-2-0	0-0-0	16-6-1
LONG BEACH STATE	11/12/18	90-58	w	12-12-4	15-2-5	DNP	5-6-3	0-2-0	2-1-0	13-3-2
vs Mississippi State	11/19/18	72-67	w	17-9-2	16-2-7	DNP	0-0-0	DNP	DNP	22-5-1
vs Utah State	11/21/18	87-82	w	33-7-4	13-2-0	DNP	2-2-0	DNP	DNP	10-2-2
NEBRASKA OMAHA	11/28/18	89-71	w	19-5-4	DNP	DNP	DNP	3-0-0	0-0-0	18-4-5
TEXAS SOUTHERN	12/01/18	83-71	w	18-2-2	DNP	DNP	DNP	3-1-0	0-0-0	13-8-5
vs Nevada	12/07/18	66-72	L	24-4-0	5-4-4	0-2-0	2-4-2	DNP	DNP	8-1-1
at Georgia	12/15/18	76-74	w	12-4-1	21-8-5	0-2-0	DNP	0-0-0	0-0-0	8-0-0
at Vanderbilt	12/17/18	65-81	L	10-1-3	9-3-1	14-0-3	DNP	DNP	DNP	7-8-1
KANSAS	12/22/18	80-76	w	13-4-5	10-4-4	15-4-1	DNP	DNP	DNP	7-3-1
PRINCETON	12/29/18	66-67	L	6-6-2	19-2-0	11-2-1	DNP	DNP	0-0-0	5-3-1
UTAH	01/03/19	86-96	L	14-2-4	22-3-6	14-3-1	DNP	0-0-0	0-0-0	2-3-1
COLORADO	01/05/19	83-61	w	14-4-2	0-3-8	9-3-3	DNP	DNP	0-0-1	11-3-2
at California	01/09/19	80-66	w	13-2-3	24-2-8	13-6-2	DNP	DNP	DNP	3-4-1
at Stanford	01/12/19	71-85	L	16-2-0	8-3-1	13-2-3	DNP	0-0-0	3-0-0	10-6-0
OREGON STATE	01/17/19	70-67	w	9-3-3	10-2-3	13-3-2	DNP	DNP	DNP	5-1-1
OREGON	01/19/19	78-64	w	12-2-5	11-3-8	8-2-1	DNP	0-0-0	DNP	10-4-1

Opponent	Date	Score		23	25	32	35	45
				WHITE,ROME	FOGERTY,GR	LAKE,DE'QU	CHERRY,TAE	CHEATHAM,Z
CSU FULLERTON	11/6/18	102-94	w	10-6-0	DNP	9-9-0	3-5-0	12-9-3
MCNEESE STATE	11/9/18	80-52	w	1-2-0	0-0-0	7-5-0	6-3-1	16-12-6
LONG BEACH STATE	11/12/18	90-58	w	12-9-1	0-0-0	10-7-0	6-5-1	12-9-1
vs Mississippi State	11/19/18	72-67	w	1-5-1	DNP	4-5-2	0-2-1	12-9-1
vs Utah State	11/21/18	87-82	w	3-5-0	DNP	3-3-1	15-2-0	8-3-6
NEBRASKA OMAHA	11/28/18	89-71	w	8-3-0	DNP	9-11-0	19-4-1	13-12-9
TEXAS SOUTHERN	12/01/18	83-71	w	19-14-1	DNP	2-0-0	14-4-0	14-13-10
vs Nevada	12/07/18	66-72	L	2-3-1	DNP	6-2-0	6-4-1	13-10-4
at Georgia	12/15/18	76-74	w	16-2-1	DNP	4-3-0	5-3-0	10-10-1
at Vanderbilt	12/17/18	65-81	L	9-5-0	DNP	0-3-0	7-4-1	9-14-0
KANSAS	12/22/18	80-76	w	11-5-1	DNP	3-3-0	8-2-0	13-11-1
PRINCETON	12/29/18	66-67	L	18-11-0	DNP	3-5-0	0-1-0	4-9-4
UTAH	01/03/19	86-96	L	7-7-0	DNP	5-6-0	5-2-0	17-5-3
COLORADO	01/05/19	83-61	w	19-8-1	DNP	12-7-0	6-2-2	12-7-5
at California	01/09/19	80-66	w	7-4-0	DNP	3-4-0	0-3-0	17-6-2
at Stanford	01/12/19	71-85	L	3-5-0	2-0-1	4-4-0	2-2-0	8-12-4
OREGON STATE	01/17/19	70-67	w	11-8-0	DNP	0-2-0	12-6-0	10-13-6
OREGON	01/19/19	78-64	w	5-4-0	DNP	0-1-0	15-1-1	17-9-1

2018-19 @SunDevilHoops
Arizona State Team Game-by-Game Comparison (as of Jan 20, 2019)
All games

Opponent	1st	2nd	Score	Mar	Total FG	FG Pct	3-Pointers	3FG Pct	Free Throws	FT Pct	Rebounds	Assist	T/Over	Block	Steal	Fouls
CSU FULLERTON	34/31	49/52	102-94	+8	33-78/34-74	.423/.459	10-26/7-24	.385/.292	26-44/19-26	.591/.731	58/42 +16	11/7	17/17	2/3	3/7	26/36
MCNEESE STATE	33/23	47/29	80-52	+28	27-58/15-47	.466/.319	5-19/5-20	.263/.250	21-27/17-29	.778/.586	43/30 +13	15/10	11/17	6/1	9/1	23/22
LONG BEACH STATE	38/16	52/42	90-58	+32	29-65/17-62	.446/.274	5-16/9-31	.313/.290	27-36/15-24	.750/.625	63/30 +33	17/14	18/16	7/4	7/11	23/27
Mississippi State	39/24	33/43	72-67	+5	26-58/25-69	.448/.362	7-17/8-30	.412/.267	13-18/9-10	.722/.900	40/34 +6	15/16	12/10	2/5	5/6	13/17
Utah State	37/35	50/47	87-82	+5	26-52/25-56	.500/.446	7-14/7-23	.500/.304	28-42/25-33	.667/.758	29/34 (5)	13/15	16/20	3/1	8/6	27/28
NEBRASKA OMAHA	50/40	39/31	89-71	+18	33-64/28-61	.516/.459	8-21/13-26	.381/.500	15-22/2-5	.682/.400	41/27 +14	19/14	13/18	5/2	9/5	13/19
TEXAS SOUTHERN	40/32	43/39	83-71	+12	31-56/24-67	.554/.358	8-25/10-35	.320/.286	13-25/13-22	.520/.591	48/34 +14	18/14	19/7	5/1	4/10	19/22
Nevada	36/24	30/48	66-72	(6)	25-62/25-55	.403/.455	5-20/3-18	.250/.167	11-17/19-24	.647/.792	40/31 +9	13/11	17/11	2/7	4/3	25/15
Georgia	33/47	43/27	76-74	+2	26-64/20-47	.406/.426	4-16/8-22	.250/.364	20-27/26-32	.741/.813	38/34 +4	8/11	12/19	0/7	8/6	23/21
Vanderbilt	28/34	37/47	65-81	(16)	21-65/24-55	.323/.436	7-24/12-28	.292/.429	16-20/21-29	.800/.724	42/39 +3	9/13	10/10	1/4	4/3	19/18
KANSAS	31/39	49/37	80-76	+4	26-63/27-65	.413/.415	8-21/7-28	.381/.250	20-32/15-16	.625/.938	41/40 +1	13/13	11/16	5/5	9/6	12/22
PRINCETON	30/37	36/30	66-67	(1)	20-62/20-57	.323/.351	2-15/10-31	.133/.323	24-32/17-22	.750/.773	45/42 +3	8/13	7/11	8/2	4/2	17/24
UTAH	43/39	43/57	86-96	(10)	30-65/29-57	.462/.509	11-28/16-30	.393/.533	15-25/22-27	.600/.815	34/38 (4)	15/19	9/14	5/3	6/7	18/21
COLORADO	44/26	39/35	83-61	+22	32-56/19-58	.571/.328	7-21/5-26	.333/.192	12-19/18-22	.632/.818	42/28 +14	24/10	16/15	1/4	8/10	19/21
California	33/35	47/31	80-66	+14	28-59/20-52	.475/.385	8-26/8-21	.308/.381	16-23/18-24	.696/.750	34/33 +1	16/8	9/13	2/2	6/2	20/20
Stanford	38/40	33/45	71-85	(14)	28-68/32-60	.412/.533	9-20/9-23	.450/.391	6-17/12-19	.353/.632	43/37 +6	9/18	19/14	1/7	7/9	19/17
OREGON STATE	31/22	39/45	70-67	+3	25-57/22-56	.439/.393	10-25/10-29	.400/.345	10-22/13-20	.455/.650	41/34 +7	15/17	11/10	2/2	3/7	21/19
OREGON	39/39	39/25	78-64	+14	25-49/21-63	.510/.333	11-28/10-31	.393/.323	17-21/12-13	.810/.923	31/38 (7)	17/11	15/15	3/1	6/5	15/22

Note: Game totals are displayed in the format TEAM/OPPONENT for each category

2018-19 @SunDevilHoops
Arizona State Game-by-Game Highs (as of Jan 20, 2019)
All games

Opponent	Date	Score	Points	Rebounds	Assists	Steals	Blocked shots
CSU FULLERTON	11/6/18	102-94	28-Dort,Luguentz	9-Lake,De'Quon Dort,Luguentz Cheatham,Zylan	3-Cheatham,Zylan Martin,Remy	3-Dort,Luguentz	2-Lake,De'Quon
MCNEESE STATE	11/9/18	80-52	25-Dort,Luguentz	12-Cheatham,Zylan	6-Cheatham,Zylan	3-Dort,Luguentz	3-Lake,De'Quon
LONG BEACH STATE	11/12/18	90-58	15-Martin,Remy	12-Dort,Luguentz	5-Martin,Remy	2-Cheatham,Zylan Martin,Remy	2-Cheatham,Zylan
vs Mississippi State	11/19/18	72-67	22-Lawrence,Kimani	9-Cheatham,Zylan Dort,Luguentz	7-Martin,Remy	2-Dort,Luguentz	1-White,Romello Cheatham,Zylan
vs Utah State	11/21/18	87-82	33-Dort,Luguentz	7-Dort,Luguentz	6-Cheatham,Zylan	2-Martin,Remy Dort,Luguentz	1-Lake,De'Quon Cheatham,Zylan Cherry,Taeshon
NEBRASKA OMAHA	11/28/18	89-71	19-Cherry,Taeshon Dort,Luguentz	12-Cheatham,Zylan	9-Cheatham,Zylan	3-Dort,Luguentz	2-Lawrence,Kimani
TEXAS SOUTHERN	12/01/18	83-71	19-White,Romello	14-White,Romello	10-Cheatham,Zylan	2-Cheatham,Zylan	1-Lake,De'Quon Cherry,Taeshon White,Romello Lawrence,Kimani Cheatham,Zylan
vs Nevada	12/07/18	66-72	24-Dort,Luguentz	10-Cheatham,Zylan	4-Martin,Remy Cheatham,Zylan	1-Martin,Remy Edwards,Rob Dort,Luguentz Cheatham,Zylan	2-Lake,De'Quon
at Georgia	12/15/18	76-74	21-Martin,Remy	10-Cheatham,Zylan	5-Martin,Remy	3-Martin,Remy	None
at Vanderbilt	12/17/18	65-81	14-Edwards,Rob	14-Cheatham,Zylan	3-Edwards,Rob Dort,Luguentz	1-Edwards,Rob Lake,De'Quon Dort,Luguentz Lawrence,Kimani	1-Cheatham,Zylan
KANSAS	12/22/18	80-76	15-Edwards,Rob	11-Cheatham,Zylan	5-Dort,Luguentz	4-Cherry,Taeshon	2-White,Romello
PRINCETON	12/29/18	66-67	19-Martin,Remy	11-White,Romello	4-Cheatham,Zylan	1-Edwards,Rob Martin,Remy Lake,De'Quon Cheatham,Zylan	3-Cheatham,Zylan White,Romello
UTAH	01/03/19	86-96	22-Martin,Remy	7-White,Romello	6-Martin,Remy	2-Cherry,Taeshon Dort,Luguentz Edwards,Rob	2-Lake,De'Quon Cheatham,Zylan
COLORADO	01/05/19	83-61	19-White,Romello	8-White,Romello	8-Martin,Remy	2-Edwards,Rob Cherry,Taeshon Martin,Remy	1-Cheatham,Zylan
at California	01/09/19	80-66	24-Martin,Remy	6-Cheatham,Zylan Edwards,Rob	8-Martin,Remy	2-Dort,Luguentz	1-Edwards,Rob Cheatham,Zylan
at Stanford	01/12/19	71-85	16-Dort,Luguentz	12-Cheatham,Zylan	4-Cheatham,Zylan	2-Martin,Remy Cheatham,Zylan	1-White,Romello
OREGON STATE	01/17/19	70-67	13-Edwards,Rob	13-Cheatham,Zylan	6-Cheatham,Zylan	2-Dort,Luguentz	1-Lake,De'Quon Cherry,Taeshon
OREGON	01/19/19	78-64	17-Cheatham,Zylan	9-Cheatham,Zylan	8-Martin,Remy	2-Martin,Remy Lawrence,Kimani Cherry,Taeshon	1-Cheatham,Zylan Lawrence,Kimani White,Romello

Official Basketball Box Score -- Game Totals -- Final Statistics
Oregon State vs Arizona State
01/17/19 8:15 p.m. MT at Ned Wulk Court/Wells Fargo Arena (Tempe)

Oregon State 67 • 11-5; 3-1

##	Player		Total	3-Ptr	FT-FTA	Rebounds			PF	TP	A	TO	Blk	Stl	Min
			FG-FGA	FG-FGA		Off	Def	Tot							
03	Tinkle, Tres	f	7-19	2-8	5-6	1	6	7	0	21	6	3	0	2	35
24	Kelley, Kylor	f	1-3	0-0	0-0	0	2	2	4	2	0	1	1	0	20
01	Thompson Jr, Stephen	g	3-9	1-5	2-4	2	4	6	4	9	4	0	0	0	35
05	Thompson, Ethan	g	6-14	5-10	4-5	0	2	2	2	21	4	1	0	3	37
11	Reichle, Zach	g	1-3	1-3	0-1	0	2	2	3	3	1	0	0	0	19
04	Hollins, Alfred		3-3	1-1	2-4	1	3	4	1	9	1	2	0	2	21
13	Vernon, Antoine		0-1	0-1	0-0	0	1	1	3	0	1	0	0	0	7
22	Washington, Warren		0-1	0-0	0-0	0	1	1	2	0	0	1	1	0	11
23	Rakocevic, Gligorije		1-3	0-1	0-0	1	2	3	0	2	0	1	0	0	15
Team						3	3	6				1			
Totals			22-56	10-29	13-20	8	26	34	19	67	17	10	2	7	200

FG % 1st Half: 7-27 25.9% 2nd half: 15-29 51.7% Game: 22-56 39.3%
 3FG % 1st Half: 3-14 21.4% 2nd half: 7-15 46.7% Game: 10-29 34.5%
 FT % 1st Half: 5-9 55.6% 2nd half: 8-11 72.7% Game: 13-20 65.0%

Deadball
Rebounds
4

Arizona State 70 • 12-5; 3-2

##	Player		Total	3-Ptr	FT-FTA	Rebounds			PF	TP	A	TO	Blk	Stl	Min
			FG-FGA	FG-FGA		Off	Def	Tot							
23	White, Romello	f	5-6	0-0	1-2	4	4	8	4	11	0	0	0	0	27
45	Cheatham, Zylan	f	3-6	1-1	3-6	4	9	13	3	10	6	7	0	0	36
00	Dort, Luguentz	g	3-10	0-4	3-7	0	3	3	1	9	3	2	0	2	30
01	Martin, Remy	g	4-12	2-6	0-3	0	2	2	2	10	3	1	0	1	32
02	Edwards, Rob	g	4-9	3-6	2-2	0	3	3	4	13	2	0	0	0	33
14	Lawrence, Kimani		2-5	0-3	1-2	0	1	1	2	5	1	0	0	0	13
32	Lake, De'Quon		0-1	0-0	0-0	1	1	2	3	0	0	0	1	0	10
35	Cherry, Taeshon		4-8	4-5	0-0	2	4	6	2	12	0	1	1	0	19
Team						1	2	3							
Totals			25-57	10-25	10-22	12	29	41	21	70	15	11	2	3	200

FG % 1st Half: 11-28 39.3% 2nd half: 14-29 48.3% Game: 25-57 43.9%
 3FG % 1st Half: 5-14 35.7% 2nd half: 5-11 45.5% Game: 10-25 40.0%
 FT % 1st Half: 4-10 40.0% 2nd half: 6-12 50.0% Game: 10-22 45.5%

Deadball
Rebounds
6

Officials: David Hall, Eric Curry, Deldre Carr

Technical fouls: Oregon State-None. Arizona State-None.

Attendance: 9705

ASU's next game is Saturday, Jan. 19 vs. Oregon on Pac-12 Network/98.7 FM

Tip time Saturday is 7:30 p.m.

Score by periods	1st	2nd	Total
Oregon State	22	45	67
Arizona State	31	39	70

Official Basketball Box Score -- Game Totals -- Final Statistics
Oregon vs Arizona State
01/19/19 7:30 p.m. at Ned Wulk Court/Wells Fargo Arena (Tempe)

Oregon 64 • 11-7; 2-3

##	Player		Total	3-Ptr	Rebounds			PF	TP	A	TO	Blk	Stl	Min
			FG-FGA	FG-FGA	FT-FTA	Off	Def	Tot						
02	King, Louis	f	6-18	3-8	1-2	2	2	4	4	16	0	4	0	35
13	White, Paul	f	4-10	2-5	2-2	3	1	4	2	12	1	3	0	23
33	Okoro, Francis	f	2-2	0-0	0-0	0	3	3	3	4	0	1	1	17
03	Pritchard, Payton	g	5-12	4-9	6-6	4	2	6	2	20	4	3	0	34
10	Bailey, Victor Jr.	g	0-9	0-4	0-0	0	0	0	0	0	3	2	0	26
00	Richardson, Will		2-7	0-3	0-0	2	0	2	1	4	2	0	0	22
04	Amin, Ehab		1-4	0-1	0-0	1	1	2	5	2	1	1	0	18
05	Norris, Miles		1-1	1-1	3-3	1	2	3	2	6	0	0	0	11
14	Wooten, Kenny		0-0	0-0	0-0	1	5	6	3	0	0	1	0	14
Team						4	4	8						
Totals			21-63	10-31	12-13	18	20	38	22	64	11	15	1	200

FG % 1st Half: 12-28 42.9% 2nd half: 9-35 25.7% Game: 21-63 33.3%
 3FG % 1st Half: 5-12 41.7% 2nd half: 5-19 26.3% Game: 10-31 32.3%
 FT % 1st Half: 10-11 90.9% 2nd half: 2-2 100.0 Game: 12-13 92.3%

Deadball
Rebounds
1

Arizona State 78 • 13-5; 4-2

##	Player		Total	3-Ptr	Rebounds			PF	TP	A	TO	Blk	Stl	Min
			FG-FGA	FG-FGA	FT-FTA	Off	Def	Tot						
23	White, Romello	f	2-3	0-0	1-2	1	3	4	3	5	0	1	1	19
45	Cheatham, Zylan	f	5-6	0-1	7-8	3	6	9	2	17	1	3	1	33
00	Dort, Luguentz	g	4-10	2-6	2-4	0	2	2	2	12	5	5	0	32
01	Martin, Remy	g	4-10	1-3	2-2	0	3	3	1	11	8	3	0	36
02	Edwards, Rob	g	2-5	2-5	2-2	0	2	2	1	8	1	1	0	28
10	Shibel, Vitaliy		0-0	0-0	0-0	0	0	0	0	0	0	0	0	1
14	Lawrence, Kimani		3-5	1-3	3-3	1	3	4	2	10	1	1	1	23
32	Lake, De'Quon		0-0	0-0	0-0	0	1	1	0	0	0	0	0	6
35	Cherry, Taeshon		5-10	5-10	0-0	1	0	1	4	15	1	1	0	22
Team						1	4	5						
Totals			25-49	11-28	17-21	7	24	31	15	78	17	15	3	200

FG % 1st Half: 14-25 56.0% 2nd half: 11-24 45.8% Game: 25-49 51.0%
 3FG % 1st Half: 6-14 42.9% 2nd half: 5-14 35.7% Game: 11-28 39.3%
 FT % 1st Half: 5-8 62.5% 2nd half: 12-13 92.3% Game: 17-21 81.0%

Deadball
Rebounds
1

Officials: Chris Rastatter, Kelly Pfeifer, D.G. Nelson

Technical fouls: Oregon-None. Arizona State-Cherry, Taeshon.

Attendance: 12751

ASU's next game at UCLA on Thursday, Jan. 24 at 8 p.m. PT (FS1/620 AM)

Score by periods	1st	2nd	Total
Oregon	39	25	64
Arizona State	39	39	78

2018-19 @SUNDEVILHOOPS BOX SCORES GAMES 1-4

Official Basketball Box Score -- Game Totals -- Final Statistics CSU Fullerton vs Arizona State 11/6/18 6 p.m. at Tempe, Ariz. (Wells Fargo Arena)

CSU Fullerton 94 • 0-1

#	Player	Total		3-Ptr		Rebounds			PF	TP	A TO Blk Stl				Min
		FG-FGA	FG-FGA	FT-FTA	FT-FTA	Off	Def	Tot			A	TO	Blk	Stl	
00	Allman, Kyle	* 13-26	5-11	4-6	2 5 7	4	35	0 5 0 1	46						
05	Clare, Davon	* 5-9	1-3	0-0	1 6 7	5	11	0 2 1 0	37						
10	Awosika, Austen	* 3-9	0-0	3-5	0 6 6	5	9	7 2 2 1	42						
14	Ahmad, Khalil	* 10-22	1-6	10-12	1 4 5	3	31	0 3 0 2	48						
24	Pitts, Josh	* 0-1	0-0	0-0	0 0 0	4	0	0 1 0 0	4						
01	Smith, Jamal	* 0-1	0-1	0-0	0 1 1	5	0	0 3 0 1	14						
11	Arnold, Wayne	* 0-2	0-2	0-0	0 0 0	1	0	0 0 0 0	8						
21	Heinzl, Dominik	* 1-1	0-0	0-0	0 1 1	0	2	0 0 0 0	6						
22	Kuljuhovic, Amel	* 1-1	0-0	0-1	0 3 3	5	2	0 1 0 2	20						
23	Ozegovic, Gaber	* 0-0	0-0	0-0	0 0 0	1	0	0 0 0 0	2						
33	Wang, Johnny	* 1-2	0-1	2-2	0 4 4	3	4	0 0 0 0	23						
Team					3 5 8										
Totals		34-74	7-24	19-26	7 35 42	36	94	7 17 3 7	250						
FG % 1st Half: 11-25		44.0%	2nd half: 18-32	56.3%	OT: 5-17	29.4%	Game: 34-74	45.9%	Deadball Rebounds						
3FG % 1st Half: 3-10		30.0%	2nd half: 3-7	42.9%	OT: 1-7	14.3%	Game: 7-24	29.2%	2						
FT % 1st Half: 6-7		85.7%	2nd half: 13-19	68.4%	OT: 0-0	0.0%	Game: 19-26	73.1%							

Arizona State 102 • 1-0

#	Player	Total		3-Ptr		Rebounds			PF	TP	A TO Blk Stl				Min
		FG-FGA	FG-FGA	FT-FTA	FT-FTA	Off	Def	Tot			A	TO	Blk	Stl	
14	Lawrence, Kimani	r 4-10	3-6	5-6	3 3 6	3	16	2 1 0 0	36						
23	White, Romello	r 5-8	0-0	0-2	2 4 6	4	10	0 2 0 0	35						
43	Cheatham, Zylan	r 2-5	1-2	7-13	4 5 9	5	12	3 4 0 0	34						
00	Dort, Luguentz	g 9-22	3-7	7-13	3 6 9	3	28	1 4 0 3	36						
02	Edwards, Rob	g 4-15	2-5	4-4	0 6 6	4	14	2 1 0 0	41						
01	Martin, Remy	* 3-8	0-3	2-4	1 4 5	1	8	3 0 0 0	31						
03	Mitchell, Mickey	* 1-2	0-0	0-0	0 1 1	1	2	0 0 0 0	5						
11	Valtonen, Elias	* 0-0	0-0	0-0	0 0 0	0	0	0 0 0 0	2						
32	Lake, De'Quon	* 4-5	0-0	1-2	5 4 9	4	9	0 5 2 0	15						
35	Cherry, Taeshon	* 1-3	1-3	0-0	0 5 5	1	3	0 0 0 0	15						
Team					2 0 2										
Totals		33-78	10-26	26-44	20 38 58	26	102	11 17 2 3	250						
FG % 1st Half: 12-36		33.3%	2nd half: 16-29	55.2%	OT: 5-13	38.5%	Game: 33-78	42.3%	Deadball Rebounds						
3FG % 1st Half: 4-12		33.3%	2nd half: 6-10	60.0%	OT: 0-4	0.0%	Game: 10-26	38.5%	8						
FT % 1st Half: 6-10		60.0%	2nd half: 11-19	57.9%	OT: 9-15	60.0%	Game: 26-44	59.1%							

Officials: Mike Scypfers, Kevin Brill, D.G. Nelson

Technical fouls: CSU Fullerton-None. Arizona State-None.

Attendance: 9145

CSUF #5-Clare fouls out 1:46 in 1OT; CSUF #22-Kuljuhovic fouls out 1:45 in 1OT

CSUF #1-Smith fouls out with 4:19 in 2OT; CSUF #10-Awosika fouls 2:01 in 2OT

Score by periods	1st	2nd	OT	OT2	Total
CSU Fullerton	31	52	6	5	94
Arizona State	34	49	6	13	102

Points	In	Off	2nd	Fast	Bench
CSU	42	15	7	16	8
ASU	40	17	19	8	22

Last FG - CSF OT2-00:27, ASU OT2-00:48.

Largest lead - CSF by 5 1st-13:09, ASU by 10 OT2-00:48.

CSF led for 11:41. ASU led for 31:07. Game was tied for 07:12.

Score tied - 13 times.

Lead changed - 13 times.

Official Basketball Box Score -- Game Totals -- Final Statistics McNeese State vs Arizona State 11/9/18 7 p.m. at Tempe, Ariz. (Wells Fargo Arena)

McNeese State 52 • 0-2

#	Player	Total		3-Ptr		Rebounds			PF	TP	A TO Blk Stl				Min
		FG-FGA	FG-FGA	FT-FTA	FT-FTA	Off	Def	Tot			A	TO	Blk	Stl	
00	Hines, Malik	* 0-0	0-0	1-6	0 1 1	4	1	3 3 0 0	24						
02	Harvey, James	* 2-9	2-8	2-2	1 0 1	1	8	0 2 0 0	32						
05	Hunt, Kevin	* 4-11	2-4	5-5	1 1 2	4	15	3 2 0 0	25						
14	Touchette, Trey	* 2-6	1-4	0-0	0 4 4	5	0	1 0 0 0	23						
24	Robinson, Will	* 3-8	0-1	3-6	0 5 5	3	9	0 1 0 0	30						
03	Laku, Richard	* 0-0	0-0	0-0	0 0 0	0	0	1 0 0 0	2						
10	Greenwood, Jarren	* 0-1	0-1	0-0	0 0 0	0	0	2 0 0 0	9						
11	Hutchinson, Myles	* 0-2	0-0	0-0	0 0 0	0	0	1 2 0 0	7						
22	Brown, Roydell	* 3-8	0-2	3-6	4 4 8	3	9	0 2 0 1	31						
23	Kennedy, Shamarkus	* 0-1	0-0	3-4	1 4 5	3	3	0 4 1 0	15						
30	Brown, AJ	* 1-1	0-0	0-0	0 0 0	0	2	0 0 0 0	2						
Team					3 1 4										
Totals		15-47	5-20	17-29	10 20 30	22	52	10 17 1 1	200						
FG % 1st Half: 6-24		25.0%	2nd half: 9-23	39.1%	Game: 15-47	31.9%	Deadball Rebounds								
3FG % 1st Half: 2-11		18.2%	2nd half: 3-9	33.3%	Game: 5-20	25.0%	6								
FT % 1st Half: 9-12		75.0%	2nd half: 8-17	47.1%	Game: 17-29	58.6%									

Arizona State 80 • 2-0

#	Player	Total		3-Ptr		Rebounds			PF	TP	A TO Blk Stl				Min
		FG-FGA	FG-FGA	FT-FTA	FT-FTA	Off	Def	Tot			A	TO	Blk	Stl	
00	Dort, Luguentz	* 10-18	2-6	3-3	1 1 2	2	25	1 1 1 3	30						
01	Martin, Remy	* 1-5	1-5	3-4	1 2 3	2	6	5 4 0 1	28						
14	Lawrence, Kimani	* 6-12	2-4	2-2	2 4 6	2	16	1 2 0 1	28						
23	White, Romello	* 0-2	0-0	1-2	0 2 2	3	1	0 0 1 2	22						
43	Cheatham, Zylan	* 4-8	0-2	8-11	3 9 12	3	16	6 1 1 2	27						
03	Mitchell, Mickey	* 0-1	0-0	1-2	1 2 3	1	1	1 2 0 0	11						
05	Felt, Kyle	* 1-1	0-0	0-0	0 0 0	0	2	0 0 0 0	1						
10	Shibell, Vitality	* 0-0	0-0	0-0	2 0 2	2	0	0 0 0 0	5						
11	Valtonen, Elias	* 0-0	0-0	0-0	0 0 0	0	0	0 0 0 0	2						
24	Salzman, Jordan	* 0-1	0-0	0-0	0 0 0	0	0	0 0 0 0	1						
25	Fogerty, Grant	* 0-0	0-0	0-0	0 0 0	0	0	0 0 0 0	1						
31	Thompson, Trevor	* 0-0	0-0	0-0	0 0 0	0	0	0 0 0 0	1						
32	Lake, De'Quon	* 3-5	0-0	1-1	1 4 5	5	7	0 0 3 0	16						
35	Cherry, Taeshon	* 2-5	0-2	2-2	1 2 3	3	6	1 1 0 0	27						
Team					3 2 5										
Totals		27-58	5-19	21-27	15 28 43	23	80	15 11 6 9	200						
FG % 1st Half: 11-29		37.9%	2nd half: 16-29	55.2%	Game: 27-58	46.6%	Deadball Rebounds								
3FG % 1st Half: 1-8		12.5%	2nd half: 4-11	36.4%	Game: 5-19	26.3%	2								
FT % 1st Half: 10-14		71.4%	2nd half: 11-13	84.6%	Game: 21-27	77.8%									

Officials: Bob Staffen, Rodrick Dixon, Daryl Gelinan

Technical fouls: McNeese State-None. Arizona State-None.

Attendance: 8515

Score by periods	1st	2nd	Total
McNeese State	33	29	52
Arizona State	23	47	80

Points	In	Off	2nd	Fast	Bench
MCN	18	12	5	2	14
ASU	42	26	12	16	16

Last FG - MCN 2nd-00:51, ASU 2nd-01:09.

Largest lead - MCN by 5 1st-16:17, ASU by 32 2nd-04:44.

MCN led for 06:17. ASU led for 32:51. Game was tied for 00:17.

Score tied - 0 times.

Lead changed - 1 time.

Official Basketball Box Score -- Game Totals -- Final Statistics Long Beach State vs Arizona State 11/12/18 7 p.m. at Tempe, Ariz. (Wells Fargo Arena)

Long Beach State 58 • 1-2

#	Player	Total		3-Ptr		Rebounds			PF	TP	A TO Blk Stl				Min
		FG-FGA	FG-FGA	FT-FTA	Off	Def	Tot	A			TO	Blk	Stl		
02	Roberts, Jordan	r	1-3	0-0	0-0	0	3	3	1	2	1	1	0	0	15
05	Riggins, Mason	r	3-5	0-0	0-0	1	5	6	4	6	1	0	1	0	27
24	Yussuf, Temidayo	c	0-1	0-0	1-2	2	3	5	5	1	0	2	0	1	16
10	Alberts, Bryan	g	3-10	2-6	0-0	1	1	2	8	1	1	1	0	3	26
15	Booker, Deishuan	g	1-8	0-4	6-7	0	1	1	4	8	5	4	0	2	20
01	Freeman, Ron	*	1-8	1-7	5-10	0	0	0	0	8	2	0	0	4	16
03	Cobb, Drew	*	0-1	0-0	0-0	0	1	1	0	0	0	1	0	0	9
04	Byers, KJ	*	1-3	1-2	1-3	2	3	5	3	4	2	2	2	0	18
11	Griffin, Jordan	*	3-8	3-7	0-0	0	0	0	0	9	0	0	1	0	14
12	Jackson, Breyon	*	0-2	0-0	2-2	1	1	2	0	2	0	0	0	0	10
13	Mims, Demetrius	*	2-2	1-1	0-0	0	1	1	4	5	0	1	0	0	6
20	Richard, Breamon	*	1-3	0-0	0-0	0	0	0	2	2	1	1	0	1	9
23	Maxhuni, Edon	*	1-8	1-4	0-0	0	0	0	2	3	1	2	0	0	14
	Team					0	4	4			1				20
	Totals		17-62	9-31	15-24	7	23	30	27	58	14	16	4	11	100
	FG % 1st Half: 6-32	18.8%	2nd half: 11-30	36.7%	Game: 17-62	27.4%									Deadball
3FG	% 1st Half: 2-15	13.3%	2nd half: 7-16	43.8%	Game: 9-31	29.0%									Rebounds
FT	% 1st Half: 2-5	40.0%	2nd half: 13-19	68.4%	Game: 15-24	62.5%									2

2018-19 @SUNDEVILHOOPS BOX SCORES GAMES 5-8

Official Basketball Box Score -- Game Totals -- Final Statistics Arizona State vs Utah State 11/21/18 8:00pm at T-Mobile Arena Las Vegas, NV

Arizona State 87 • 5-0

#	Player	Total		3-Ptr		Rebounds			PF	TP	A TO Blk Stl				Min
		FG-FGA	FG-FGA	FT-FTA	Off Def Tot										
00	Dort,Luguentz	* 10-15	2-3	11-14	2 5 7	3	33	4 5 0 2	3						39
01	Martin,Remy	* 5-13	1-2	2-2	0 2 2	0	13	0 0 0 2	3						34
14	Lawrence,Kimani	* 1-8	1-4	7-8	0 2 2	4	10	2 3 0 0	0						36
23	White,Romello	* 1-3	0-0	1-1	3 2 5	5	3	0 2 0 0	0						20
45	Cheatham,Zylan	* 2-4	0-0	4-8	0 3 3	4	8	6 2 1 1	1						25
03	Mitchell,Mickey	1-1	0-0	0-6	0 2 2	2	2	0 0 0 0	1						12
32	Lake,De'Quon	1-1	0-0	1-1	1 2 3	5	3	1 1 1 1	1						13
35	Cherry,Taeshon	5-7	3-5	2-2	0 2 2	4	15	0 0 1 1	1						21
Team					1 2 3										
Totals		26-52	7-14	28-42	7 22 29	27	87	13 16 3 8							200
FG % 1st Half: 11-29 37.9% 2nd half: 15-23 65.2% Game: 26-52 50.0% Deadball Rebounds 9															
3FG % 1st Half: 3-6 50.0% 2nd half: 4-8 50.0% Game: 7-14 50.0%															
FT % 1st Half: 12-19 63.2% 2nd half: 16-23 69.6% Game: 28-42 66.7%															

Utah State 82 • 5-1

#	Player	Total		3-Ptr		Rebounds			PF	TP	A TO Blk Stl				Min
		FG-FGA	FG-FGA	FT-FTA	Off Def Tot										
04	Ainge,Crew	* 1-3	1-3	0-0	1 1 2	4	3	3 2 0 0	0						17
05	Merrill,Sam	* 8-18	3-7	8-9	0 5 5	4	27	1 0 0 0	0						35
10	Taylor,Quinn	* 2-3	0-1	3-5	1 4 5	5	7	2 2 0 1	1						25
22	Miller,Brock	* 4-12	2-8	0-0	0 1 1	1	10	1 1 0 1	0						30
23	Queta,Neemias	* 2-3	0-0	1-2	4 5 9	5	5	1 5 1 0	0						21
01	Knight,Tauriawn	0-0	0-0	0-0	0 0 0	0	0	1 0 0 0	0						4
02	Brown Jr.,Dwayne	4-8	0-2	6-6	2 2 4	3	14	2 2 0 1	1						25
03	Knight III,John	3-7	0-0	7-11	0 3 3	3	13	2 2 0 2	0						20
21	Fakira,Ben	0-0	0-0	0-0	0 0 0	2	0	0 0 0 0	0						4
24	Brito,Diogo	1-2	1-2	0-0	0 2 2	1	3	2 3 0 1	1						19
Team					2 1 3			3							
Totals		25-56	7-23	25-33	10 24 34	28	82	15 20 1 6							200
FG % 1st Half: 13-29 44.8% 2nd half: 12-27 44.4% Game: 25-56 44.6% Deadball Rebounds 7															
3FG % 1st Half: 5-13 38.5% 2nd half: 2-10 20.0% Game: 7-23 30.4%															
FT % 1st Half: 4-5 80.0% 2nd half: 21-28 75.0% Game: 25-33 75.8%															

Officials: Ray Natili, Kelly Self, Marques Pettigrew
Technical fouls: Arizona State-None. Utah State-None.
Attendance: 3157
MGM Resorts Main Event Championship Game

Score by periods	1st	2nd	Total
Arizona State	37	50	87
Utah State	35	47	82

Official Basketball Box Score -- Game Totals -- Final Statistics Nebraska Omaha vs Arizona State 11/28/18 7 p.m. at Tempe, Ariz. (Wells Fargo Stadium)

Nebraska Omaha 71 • 3-5

#	Player	Total		3-Ptr		Rebounds			PF	TP	A TO Blk Stl				Min
		FG-FGA	FG-FGA	FT-FTA	Off Def Tot										
00	Gibson,JT	* 4-11	4-7	0-0	0 1 1	3	12	2 5 0 1	1						31
10	Akinwole,Ayo	* 1-4	0-1	0-0	0 2 2	3	2	2 2 0 0	1						19
21	Jackson,Zach	* 6-13	4-6	1-1	0 1 1	4	17	1 0 0 0	0						33
40	Pile,Matt	* 7-8	0-0	1-3	0 5 5	4	15	1 4 2 1	2						26
44	Hahn,Mitch	* 2-5	0-2	0-0	0 2 2	0	4	1 5 0 0	0						28
01	Duplechan,Elishja	1-6	0-2	0-0	0 2 2	1	2	4 0 0 0	0						20
13	Tut,Wanjang	2-5	1-3	0-0	1 2 3	1	5	1 1 0 2	0						20
20	Miller,Hayden	2-4	2-3	0-0	1 1 2	0	6	1 0 0 0	0						8
22	Barney,Brett	2-4	1-1	0-1	1 2 3	3	5	1 0 0 0	0						13
33	Tricker,Evan	1-1	1-1	0-0	0 0 0	0	3	0 0 0 0	0						2
Team					4 2 6			1							
Totals		28-61	13-26	2-5	7 20 27	19	71	14 18 2 5							200
FG % 1st Half: 16-30 53.3% 2nd half: 12-31 38.7% Game: 28-61 45.9% Deadball Rebounds 2															
3FG % 1st Half: 6-12 50.0% 2nd half: 7-14 50.0% Game: 13-26 50.0%															
FT % 1st Half: 2-4 50.0% 2nd half: 0-1 0.0% Game: 2-5 40.0%															

Arizona State 89 • 6-0

#	Player	Total		3-Ptr		Rebounds			PF	TP	A TO Blk Stl				Min
		FG-FGA	FG-FGA	FT-FTA	Off Def Tot										
00	Dort,Luguentz	* 6-18	0-6	7-10	1 4 5	1	19	4 0 0 3	3						38
14	Lawrence,Kimani	* 7-12	4-6	0-0	2 2 4	0	18	5 4 2 2	0						39
23	White,Romello	* 3-4	0-0	2-3	1 2 3	3	8	0 2 0 1	1						15
35	Cherry,Taeshon	* 8-12	3-6	0-0	0 4 4	1	19	1 1 1 1	1						31
45	Cheatham,Zylan	* 5-10	0-0	3-5	5 7 12	4	13	9 4 0 2	3						34
05	Feit,Kyle	0-0	0-0	0-0	0 0 0	0	0	0 0 0 0	0						0+
10	Shibel,Vitaliy	1-3	1-2	0-0	0 0 0	2	3	0 0 0 0	0						11
11	Valtonen,Elias	0-1	0-1	0-0	0 0 0	0	0	0 1 1 0	0						9
32	Lake,De'Quon	3-4	0-0	3-4	4 7 11	2	9	0 1 1 0	0						23
Team					1 1 2										
Totals		33-64	8-21	15-22	14 27 41	13	89	19 13 5 9							200
FG % 1st Half: 18-31 58.1% 2nd half: 15-33 45.5% Game: 33-64 51.6% Deadball Rebounds 4															
3FG % 1st Half: 4-9 44.4% 2nd half: 4-12 33.3% Game: 8-21 38.1%															
FT % 1st Half: 10-15 66.7% 2nd half: 5-7 71.4% Game: 15-22 68.2%															

Officials: Michael Greenstein, Kevin Brill, Marques Pettigrew
Technical fouls: Nebraska Omaha-None. Arizona State-None.
Attendance: 6951
ASU #10-Shibel assessed Flagrant 1 at 4:50 in first half.

Score by periods	1st	2nd	Total
Nebraska Omaha	40	31	71
Arizona State	50	39	89

Points	In	Off	2nd	Fast	Bench
OMA	28	14	5	12	21
ASU	40	20	17	12	12

Last FG - OMA 2nd-01:12, ASU 2nd-00:18.
Largest lead - OMA by 8 1st-09:50, ASU by 26 2nd-09:36.
OMA led for 06:52, ASU led for 29:57. Game was tied for 03:11.
Score tied - 5 times.
Lead changed - 5 times.

Official Basketball Box Score -- Game Totals -- Final Statistics Texas Southern vs Arizona State 12/01/18 7:30 p.m. at Tempe, Ariz. (Wells Fargo Arena)

Texas Southern 71 • 3-5

#	Player	Total		3-Ptr		Rebounds			PF	TP	A TO Blk Stl				Min
		FG-FGA	FG-FGA	FT-FTA	Off Def Tot										
00	Butler, Devocio	r 6-13	3-6	3-4	0 2 2	3	18	3 0 0 3	3						36
01	Combs, Jeremy	r 2-5	1-1	0-2	4 3 7	4	5	2 1 0 2	0						29
05	Reed, Trayvon	c 3-4	0-0	1-2	1 5 6	5	7	1 0 0 0	0						17
03	Patterson, Jalyon	g 4-17	4-14	2-2	2 2 4	3	14	4 4 0 4	4						37
04	Bruce, Derrick	g 4-17	2-11	2-2	0 3 3	3	12	2 1 0 0	0						37
11	McClelland, Cainan	0-0	0-0	0-0	0 1 1	0	0	0 1 1 1	1						3
12	Jones, John	1-3	0-1	0-0	0 0 0	1	2	0 0 0 0	0						3
15	Hopkins, Justin	4-8	0-2	5-10	2 4 6	2	13	1 0 0 0	0						32
20	Armstrong, Tyrik	0-0	0-0	0-0	0 1 1	0	0	1 0 0 0	0						4
44	Dobbins, Michael	0-0	0-0	0-0	0 0 0	1	0	0 0 0 0	0						2
Team					3 1 4										
Totals		24-67	10-35	13-22	12 22 34	22	71	14 7 1 10							200
FG % 1st Half: 10-34 29.4% 2nd half: 14-33 42.4% Game: 24-67 35.8% Deadball Rebounds 4															
3FG % 1st Half: 4-19 21.1% 2nd half: 6-16 37.5% Game: 10-35 28.6%															
FT % 1st Half: 8-12 66.7% 2nd half: 5-10 50.0% Game: 13-22 59.1%															

Arizona State 83 • 7-0

#	Player	Total	
---	--------	-------	--

2018-19 @SUNDEVILHOOPS BOX SCORES GAMES 9-12

Official Basketball Box Score -- Game Totals -- Final Statistics Arizona State vs Georgia 12/15/18 6:00 PM ET at Stegeman Coliseum - Athens, Ga.

Arizona State 76 • 8-1

#	Player	Total		3-Ptr		Rebounds			PF	TP	A TO Blk Stl				Min
		FG-FGA	FG-FGA	FT-FTA	FT-FTA	Off	Def	Tot			A	TO	Blk	Stl	
14	LAWRENCE,KIMANI	f	3-9	2-5	0-0	0	0	0	2	8	0	1	0	1	33
23	WHITE,ROMELLO	f	5-6	0-0	6-7	1	1	2	3	16	1	0	0	0	26
45	CHEATHAM,ZYLAN	f	4-7	0-0	2-2	1	9	10	2	10	1	2	0	0	34
00	DORT,LUGUENTZ	g	2-10	1-2	7-10	1	3	4	4	12	1	3	0	2	28
01	MARTIN,REMY	g	8-20	0-3	5-8	3	5	8	1	21	5	5	0	3	35
02	EDWARDS,ROB		0-6	0-3	0-0	1	1	2	1	0	0	0	0	1	17
10	SHIBEL,VITALIY		0-0	0-0	0-0	0	0	0	1	0	0	0	0	0	2
11	VALTONEN,ELIAS		0-0	0-0	0-0	0	0	0	0	0	0	0	0	0	0+
32	LAKE,DE'QUON		2-2	0-0	0-0	2	1	3	4	4	0	1	0	0	8
35	CHERRY,TAESHON		2-4	1-3	0-0	1	2	3	4	5	0	0	0	1	17
Team						5	1	6	1						
Totals			26-64	4-16	20-27	15	23	38	23	76	8	12	0	8	200
FG % 1st Half: 11-34		32.4%	2nd half: 15-30		50.0%	Game: 26-64		40.6%	Deadball						
3FG % 1st Half: 1-6		16.7%	2nd half: 3-10		30.0%	Game: 4-16		25.0%	Rebounds						
FT % 1st Half: 10-13		76.9%	2nd half: 10-14		71.4%	Game: 20-27		74.1%	3						

Georgia 74 • 5-4

#	Player	Total		3-Ptr		Rebounds			PF	TP	A TO Blk Stl				Min
		FG-FGA	FG-FGA	FT-FTA	FT-FTA	Off	Def	Tot			A	TO	Blk	Stl	
20	HAMMONDS, RAYSHAU	f	6-9	3-4	4-4	1	5	6	5	19	1	3	1	1	27
33	CLAXTON, NICOLAS	f	2-10	1-4	4-5	2	11	13	3	9	3	5	4	1	37
34	OGBEIDE, DEREK	f	1-5	0-1	2-2	1	3	4	4	4	0	2	0	0	13
00	JACKSON II, WILLIAM	g	0-2	0-2	2-2	0	0	0	3	2	1	1	0	0	16
01	HIGHTOWER, TSHAUN	g	1-3	1-2	2-2	0	2	2	0	5	0	1	0	0	14
02	HARRIS, JORDAN		1-2	0-1	1-2	0	2	2	2	3	2	2	0	3	19
04	CRUMP, TYREE		5-10	3-8	6-7	0	1	1	1	19	2	2	0	0	24
05	TOPPIN, JOJO		0-0	0-0	0-0	0	0	0	1	0	0	1	0	0	4
13	WILRIDGE, E'TORRION		1-2	0-0	4-6	0	1	1	1	6	1	1	1	1	22
14	FAGAN, TYE		3-3	0-0	0-0	3	0	3	0	6	1	1	1	0	12
24	O'NEILL, CONNOR		0-0	0-0	0-0	0	0	0	0	0	0	0	0	0	3
25	NGUMEZI, AMANZE		0-1	0-0	1-2	0	1	1	1	1	0	0	0	0	8
32	EDWARDS, MIKE		0-0	0-0	0-0	0	0	0	0	0	0	0	0	0	1
Team						0	1	1							
Totals			20-47	8-22	26-32	7	27	34	21	74	11	19	7	6	200
FG % 1st Half: 11-22		50.0%	2nd half: 9-25		36.0%	Game: 20-47		42.6%	Deadball						
3FG % 1st Half: 5-12		41.7%	2nd half: 3-10		30.0%	Game: 8-22		36.4%	Rebounds						
FT % 1st Half: 20-23		87.0%	2nd half: 6-9		66.7%	Game: 26-32		81.3%	3						

Officials: Don Daily, Tony Greene, Patrick Evans
Technical fouls: Arizona State-TEAM. Georgia-None.
Attendance: 9028

Score by periods	1st	2nd	Total
Arizona State	33	43	76
Georgia	47	27	74

	In	Off	2nd	Fast	Bench
Points	Paint	T/O	Chance	Break	
ASU	24	16	19	8	9
UGA	32	13	13	4	35

Last FG - ASU 2nd-00:11, UGA 2nd-00:25.
Largest lead - ASU by 3 2nd-02:02, UGA by 18 1st-01:48.
ASU led for 02:38. UGA led for 35:19. Game was tied for 02:03.

Score tied - 2 times.
Lead changed - 3 times.

Official Basketball Box Score -- Game Totals -- Final Statistics Arizona State vs Vanderbilt 12/17/18 6 p.m. at Nashville, Tenn. (Memorial Gym)

Arizona State 65 • 8-2

#	Player	Total		3-Ptr		Rebounds			PF	TP	A TO Blk Stl				Min
		FG-FGA	FG-FGA	FT-FTA	FT-FTA	Off	Def	Tot			A	TO	Blk	Stl	
14	Lawrence,Kimani	f	3-12	1-4	0-0	3	5	8	3	7	1	2	0	1	30
23	White,Romello	f	2-4	0-0	5-6	2	3	5	1	9	0	1	0	0	22
45	Cheatham,Zylan	f	3-6	0-1	3-4	1	13	14	3	9	0	1	1	0	33
00	Dort,Luguentz	g	3-13	2-4	2-3	0	1	1	3	10	3	3	0	1	29
01	Martin,Remy	g	3-12	1-5	2-2	1	2	3	0	9	1	1	0	0	29
02	Edwards,Rob		4-10	2-4	4-4	0	0	0	4	14	3	0	0	1	25
32	Lake,De'Quon		0-0	0-0	0-1	2	1	3	3	0	1	1	0	1	12
35	Cherry,Taeshon		3-8	1-6	0-0	1	3	4	2	7	1	1	0	0	20
Team						3	1	4							
Totals			21-65	7-24	16-20	13	29	42	19	65	9	10	1	4	200
FG % 1st Half: 11-31		33.3%	2nd half: 10-32		31.3%	Game: 21-65		32.3%	Deadball						
3FG % 1st Half: 3-11		27.3%	2nd half: 4-13		30.8%	Game: 7-24		29.2%	Rebounds						
FT % 1st Half: 3-4		75.0%	2nd half: 13-16		81.3%	Game: 16-20		80.0%	3						

Vanderbilt 81 • 7-2

#	Player	Total		3-Ptr		Rebounds			PF	TP	A TO Blk Stl				Min
		FG-FGA	FG-FGA	FT-FTA	FT-FTA	Off	Def	Tot			A	TO	Blk	Stl	
11	SHITTU, Simisola	f	4-10	0-1	1-2	0	7	7	3	9	4	2	0	1	37
13	MOYER, Matthew	f	0-2	0-2	0-0	0	0	0	1	0	0	1	0	0	10
32	RYAN, Matt	f	2-11	2-9	5-6	0	1	1	1	11	1	0	0	0	24
00	LEE, Saben	g	2-3	1-2	9-12	0	5	5	2	14	3	4	0	0	29
02	TOYE, Joe	g	4-8	3-4	0-0	1	1	2	3	11	0	0	0	2	23
01	WETZELL, Yanni		3-5	1-2	5-5	1	4	5	3	12	1	1	2	0	21
03	EVANS, Maxwell		3-5	2-3	0-0	0	4	4	0	8	3	1	0	0	17
15	BROWN, Clevon		1-1	0-0	1-2	1	1	2	2	3	0	1	1	0	12
24	NESMITH, Aaron		5-10	3-5	0-2	1	4	5	3	13	1	0	1	0	27
Team						3	5	8							
Totals			24-55	12-28	21-29	7	32	39	18	81	13	10	4	3	200
FG % 1st Half: 14-34		41.2%	2nd half: 10-21		47.6%	Game: 24-55		43.6%	Deadball						
3FG % 1st Half: 6-16		37.5%	2nd half: 6-12		50.0%	Game: 12-28		42.9%	Rebounds						
FT % 1st Half: 0-2		0.0%	2nd half: 21-27		77.8%	Game: 21-29		72.4%	3						

Officials: Doug Simmons, Keith Kimble, Michael Roberts
Technical fouls: Arizona State-Dort,Luguentz. Vanderbilt-None.
Attendance: 9271

Score by periods	1st	2nd	Total
Arizona State	28	37	65
Vanderbilt	34	47	81

	In	Off	2nd	Fast	Bench
Points	Paint	T/O	Chance	Break	
ASU	24	6	11	4	21
VU	24	7	8	4	36

Last FG - ASU 2nd-01:00, VU 2nd-02:46.
Largest lead - ASU by 9 1st-16:46, VU by 16 2nd-00:32.
ASU led for 14:50. VU led for 24:07. Game was tied for 01:02.

Score tied - 1 time.
Lead changed - 1 time.

Official Basketball Box Score -- Game Totals -- Final Statistics Kansas vs Arizona State 12/22/18 7 p.m. at Tempe, Ariz. (Wells Fargo Arena)

Kansas 76 • 10-1

#	Player		Total			3-Ptr			Rebounds			PF	TP	A TO Blk Stl				Min
			FG-FGA	FG-FGA	FT-FTA	FT-FTA	Off	Def	Tot	A	TO			Blk	Stl			
01	Lawson, Dedric	f	12-15	1-2	5-5	2	12	14	4	30	1	2	1	0	31			
00	Garrett, Marcus	g	0-5	0-1	7-8	3	3	6	3	7	1	1	0	1	22			
05	Grimes, Quentin	g	4-12	0-5	0-0	2	0	2	1	8	3	2	1	0	31			
11	Dotson, Devon	g	4-7	2-4	2-2	0	4	4	3	12	5	5	1	1	32			
24	Vick, Lagerald	g	5-16	3-11	1-1	0	2	2	4	14	1	3	0	2	37			
02	Moore, Charlie		1-5	1-3	0-0	0	1	1	1	3	0	2	0	2	16			
13	Lawson, K.J.		0-2	0-2	0-0	0	2	2	2	0	2	0	0	0	12			
33	McCormack, David		1-2	0-0	0-0	2	2	4	2	2	0	0	1	0	11			
44	Lightfoot, Mitch		0-1	0-0	0-0	1	1	2	2	0	0	1	1	0	8			
	Team					1	2	3										
Totals			27-65	7-28	15-16	11	29	40	22	76	13	16	5	6	200			
FG % 1st Half: 16-37 43.2% 2nd half: 11-28 39.3% Game: 27-65 41.5% Deadball																		
3FG % 1st Half: 4-14 28.6% 2nd half: 1-4 21.4% Game: 7-28 25.0% 1																		
FT % 1st Half: 3-3 100.0 2nd half: 12-13 92.3% Game: 15-16 93.8%																		

2018-19 @SUNDEVILHOOPS BOX SCORES GAMES 13-16

Official Basketball Box Score -- Game Totals -- Final Statistics UTAH vs Arizona State 01/03/19 6 p.m. MT at Ned Wulk Court/Wells Fargo Arena-Tempe

UTAH 96 • 7-6, 1-0

#	Player	Total		3-Ptr		Rebounds			PF	TP	A TO Blk Stl				Min
		FG-FGA	FG-FGA	FT-FTA	Off	Def	Tot	A			TO	Blk	Stl		
02	Barefield, Sedrick	* 8-15	5-11	3-4	0	4	4	4	24	6	5	0	1	36	
05	Van Dyke, Parker	* 4-7	4-7	1-2	0	3	3	2	13	0	1	0	2	21	
20	Allen, Timmy	* 5-10	0-0	7-8	2	1	3	3	17	4	1	0	2	36	
21	Battin, Riley	* 0-1	0-0	0-0	0	2	2	1	0	0	1	0	0	12	
34	Johnson, Jayce	* 2-5	0-0	0-0	1	5	6	3	4	1	1	2	0	13	
01	Jones, Charles	* 2-4	1-2	3-4	0	5	5	1	8	1	1	0	1	14	
03	Tillman, Donnie	6-11	6-8	4-5	3	3	6	1	22	5	1	0	0	30	
11	Gach, Both	1-3	0-2	2-2	0	2	2	2	4	2	0	0	1	13	
13	Topalovic, Novak	1-1	0-0	2-2	0	4	4	4	4	0	1	1	0	25	
Team					1	2	3			2					
Totals		29-57	16-30	22-27	7	31	38	21	96	19	14	3	7	200	
FG % 1st Half: 13-29		44.8%	2nd half: 16-28	57.1%	Game: 29-57		50.9%	Deadball Rebounds							
3FG % 1st Half: 6-14		42.9%	2nd half: 10-16	62.5%	Game: 16-30		53.3%								
FT % 1st Half: 7-8		87.5%	2nd half: 15-19	78.9%	Game: 22-27		81.5%								

Arizona State 86 • 9-4, 0-1

#	Player	Total		3-Ptr		Rebounds			PF	TP	A	TO	Blk	Stl	Min
		FG-FGA	FG-FGA	FT-FTA	Off	Def	Tot								
00	Dort,Luguentz	* 5-14	1-6	3-5	2	0	2	5	14	4	2	0	2	28	
01	Martin,Remy	* 10-14	2-3	0-0	0	3	3	0	22	6	1	0	0	36	
14	Lawrence,Kimani	* 0-4	0-1	2-4	0	3	3	3	2	1	1	0	0	36	
23	White,Romello	* 2-3	0-0	3-4	2	5	7	1	7	0	2	0	0	23	
45	Cheatham,Zylan	* 5-9	4-5	3-6	1	4	5	3	17	3	2	2	0	36	
02	Edwards,Rob	4-10	3-5	3-4	0	3	3	1	14	1	0	1	2	26	
10	Shibel,Vitaliy	0-0	0-0	0-0	0	0	0	0	0	0	0	0	0	1	
11	Valtonen,Elias	0-0	0-0	0-0	0	0	0	0	0	0	0	0	0	1	
32	Lake,De'Quon	2-2	0-0	1-2	3	3	6	0	5	0	0	2	0	11	
35	Cherry,Taeshon	2-9	1-8	0-0	0	2	2	5	5	0	1	0	2	22	
Team					2	1	3								
Totals		30-65	11-28	15-25	10	24	34	18	86	15	9	5	6	200	
FG % 1st Half: 17-35		48.6%	2nd half: 13-30	43.3%	Game: 30-65 46.2%										
3FG % 1st Half: 6-17		35.3%	2nd half: 5-11	45.5%	Game: 11-28 39.3%										
FT % 1st Half: 3-6		50.0%	2nd half: 12-19	63.2%	Game: 15-25 60.0%										
Deadball Rebounds 4															

Officials: Kipp Kissinger, Steve Olsen, John Gaffney
Technical fouls: UTAH-Jones, Charles. Arizona State-White,Romello; TEAM.
Attendance: 9128
Pac-12 opener for both teams.
ASU's next game: vs. Colorado (Sat., Jan. 5 at 4 p.m. on Pac-12 Network)
ASU-Edwards Flagrnt 2 at 2:42 in second half.

Score by periods	1st	2nd	Total
UTAH	39	57	96
Arizona State	43	43	86

Last FG - UTAH 2nd-02:53, ASU 2nd-00:27.
Largest lead - UTAH by 13 2nd-02:42, ASU by 17 1st-09:40.
UTAH led for 18:02. ASU led for 20:27. Game was tied for 01:31.

Score tied - 1 time.
Lead changed - 3 times.

Official Basketball Box Score -- Game Totals -- Final Statistics COLORADO vs Arizona State 01/05/19 4 p.m. MT at Wells Fargo Arena/Ned Wulk Court-Tempe

COLORADO 61 • 9-5, 0-2

#	Player		Total			3-Ptr			Rebounds			PF	TP	A	TO	Blk	Stl	Min
			FG	FGA	FG-FGA	FT	FTA	Off	Def	Tot								
01	Bey, Tyler	*	3-8	0-1	1-2	4	2	6	4	7	1	2	0	2	19			
04	Schwartz, D'Shawn	*	2-6	1-3	5-5	2	2	4	3	10	2	1	0	0	21			
23	Siewert, Lucas	*	1-9	1-5	0-0	4	1	5	3	3	0	0	1	1	31			
24	Parquet, Eli	*	1-5	0-4	0-0	1	1	2	1	2	1	4	1	2	21			
25	Wright, McKinley	*	3-9	1-4	5-7	0	2	2	1	12	3	2	2	3	31			
00	Gatling, Shane		3-7	2-5	0-0	0	0	0	2	8	1	1	0	0	19			
02	Kountz, Daylen		3-9	0-3	4-4	0	0	0	2	10	1	3	0	1	25			
10	Strating, Alexander		1-1	0-0	0-0	0	2	2	1	2	0	0	0	0	9			
21	Battay, Evan		2-4	0-1	3-4	0	4	4	4	7	1	0	0	1	24			
Team						1	2	3			2							
Totals			19-58	5-26	18-22	12	16	28	21	61	10	15	4	10	200			
FG % 1st Half: 8-27			29.6%	2nd half: 11-31	35.5%	Game: 19-58			32.8%	Deadball								
3FG % 1st Half: 2-13			15.4%	2nd half: 3-13	23.1%	Game: 5-26			19.2%	Rebounds								
FT % 1st Half: 8-10			80.0%	2nd half: 10-12	83.3%	Game: 18-22			81.8%	2								

Arizona State 83 • 10-4,1-1

#	Player		Total		3-Ptr		Rebounds			PF	TP	A TO Blk Stl				Min
			FG	FGA	FG	FGA	FT	FTA	Off			Def	Tot	A	TO	
02	Edwards,Rob	*	3-9	3-7	0-0		1	2	3	2	9	3	2	0	2	33
14	Lawrence,Kimani	*	3-6	2-5	3-4		0	3	3	4	11	2	1	0	1	23
23	White,Romello	*	9-11	0-0	1-2		3	5	8	3	19	1	2	0	1	26
32	Lake,De'Quon	*	5-6	0-0	2-4		2	5	7	4	12	0	0	0	0	21
45	Cheatham,Zylan	*	4-7	0-0	4-5		4	3	7	2	12	5	3	1	0	29
00	Dort,Luguentz		6-11	0-4	2-3		1	3	4	0	14	2	5	0	0	26
01	Martin,Remy		0-2	0-1	0-0		0	3	3	1	0	8	2	0	2	24
11	Valtonen,Elias		0-0	0-0	0-0		0	0	0	0	0	1	0	0	0	1
35	Cherry,Taeshon		2-4	2-4	0-1		0	2	2	3	6	2	0	0	2	17
Team							2	3	5							
Totals			32-56	7-21	12-19		13	29	42	19	83	24	16	1	8	200
FG % 1st Half: 17-30			56.7%	2nd half: 15-26	57.7%	Game: 32-56			57.1%	Deadball						
3FG % 1st Half: 6-14			42.9%	2nd half: 1-7	14.3%	Game: 7-21			33.3%	Rebounds						
FT % 1st Half: 4-7			57.1%	2nd half: 8-12	66.7%	Game: 12-19			63.2%	2						

Officials: Michael Irving, Mike Reed, Scott Brown
Technical fouls: COLORADO-None. Arizona State-None.
Attendance: 10003
ASU's next game is Wed., Jan. 9, at California (6 p.m. PT/Pac-12 Network).

Score by periods	1st	2nd	Total
COLORADO	26	35	61
Arizona State	44	39	83

Last FG - COLORADO 2nd-01:26, ASU 2nd-00:15.
Largest lead - COLORADO None, ASU by 26 2nd-05:46.
COLOR led for 00:00. ASU led for 39:41. Game was tied for 00:19.

	In	Off	2nd	Fast	
Points	Paint	T/O	Chance	Break	Bench
COLO	20	15	10	8	27
ASU	50	18	4	22	20

Score tied - 0 times.
Lead changed - 0 times.

Official Box Score Arizona St. vs California Game Totals -- Final Statistics January 10, 2019 at Haas Pavilion - Berkeley, Calif.

Arizona St. 80

No.	Player	S	Pts	FG	3FG	FT	OR	DR	TR	PF	A	TO	Blk	Stl	Mn	+/-
00	Dort, Luguentz	13	5-10	1-5	2-2	1	1	2	3	2	0	2	30	11		
02	Edwards, Rob	13	3-9	2-5	5-6	0	6	6	1	2	2	1	0	30	11	
14	Lawrence, Kimani	3	1-4	0-3	1-2	1	3	4	3	1	0	0	1	19	-5	
23	White, Romello	7	3-5	0-0	1-2	0	4	4	5	0	1	0	1	20	-1	
45	Cheatham, Zylan	17	6-11	0-1	5-7	1	5	6	3	2	1	1	1	35	16	
01	Martin, Remy	24	9-14	5-7	1-2	2	0	2	2	8	1	0	1	33	19	
32	Lake, De'Quon	3	1-1	0-0	1-2	2	4	2	0	0	0	0	18	16		
35	Cherry, Taeshon	0	0-5	0-5	0-0	0	3	3	2	0	0	0	14	3		
Team						1	2	3	0	2						
TOTALS		80	28-59	8-26	16-23	8	26	34	20	16	9	2	6	200		

Shooting By Period							Last FG: 2nd-02:16
Period	FG	FG%	3FG	3FG%	FT	FT%	Biggest Run: 9-0
1st Half	13-33	39%	4-15	27%	3-7	43%	Largest lead: By 14 at 2:00:47
2nd Half	15-26	58%	4-11	36%	13-16	81%	Technical Fouls: None.
Game	28-59	47.5%	8-26	30.8%	16-23	69.6%	

SUN DEVIL CAREER HIGHS/SUN DEVIL RECORD WHEN

BOBBY HURLEY ERA STATS (63-52)

Year	15-16	16-17	17-18	18-19	TOTAL
Record:	15-17	15-18	20-12	13-5	63-52
More rebounds:	12-3	9-3	13-1	11-4	45-11
Lead/Tie at half:	11-3	11-4	13-1	10-2	45-10
Trail at half:	4-14	4-14	7-11	3-3	18-42
Shoot more FTs:	13-4	11-6	18-3	9-1	51-14
Better/Same FG%:	9-1	13-0	15-2	10-0	47-3
Shot worse FG%:	6-16	2-18	5-10	3-5	16-48
Shot > 50% FG:	3-0	3-2	10-0	5-0	21-2
Shot < 50% FG:	12-17	12-16	10-12	8-5	42-50
More TOs:	4-11	4-4	4-2	5-2	17-19
Same/Less TOs:	11-6	11-14	15-11	8-3	45-34
Home Games:	11-5	9-7	13-4	9-2	42-18
Road Games:	3-9	4-6	4-6	2-2	13-23
Neutral Sites:	1-2	2-5	3-2	2-1	8-10
Non Pac-12:	10-3	7-6	12-1	9-3	38-13
Pac-12 Season:	5-13	7-11	8-10	4-2	24-36
Pac-12 Tourn.:	0-1	1-1	0-1	0-0	1-3
3 points or less:	3-3	4-3	4-2	2-1	13-9
6 points or less:	3-6	5-3	4-7	5-2	17-18

#0 LUGUENTZ DORT SUN DEVIL HIGHS

POINTS: 33 vs. Utah State (11/21/18)

FG MADE: 10 vs. Utah State (11/21/18)/McNEESE (11/9/18)

FG ATTEMPTS: 22 vs. CAL STATE FULLERTON (11/6/18)

3-PT FG MADE: 3 (5x)

3-PT FG ATTEMPTED: 10 vs. TEXAS SOUTHERN

FREE THROWS MADE: 11 vs. Utah State (11/21/18)

FREE THROWS ATTEMPTED: 14 vs. Utah State (11/21/18)

REBOUNDS: 12 vs. LONG BEACH STATE (11/12/18)

ASSISTS: 5 vs. OREGON/#1 KANSAS

STEALS: 3 (3x)

MINUTES: 39 vs. Utah State (11/21/18)

#1 REMY MARTIN SUN DEVIL HIGHS

POINTS: 24 at California (1/9/19)

REBOUNDS: 8 at Georgia (12/15/18)

ASSISTS: 9 vs. LONGWOOD (12/19/17)

FG MADE: 10 vs. UTAH (1/3/19)

FG ATT: 20 at Georgia (12/15/18)

3-PT MADE: 5 at California (1/9/19)

FT MADE: 8 vs. LONG BEACH STATE (11/12/18)

FT ATT.: 10 vs. LONG BEACH STATE (11/12/18)

MINUTES: 36 vs. OREGON/PRINCETON

#2 ROB EDWARDS HIGHS

CLEVELAND STATE POINTS: 32 at Oakland (1/16/17)

ASU POINTS: 15 vs. #1 KANSAS (12/22/18)

3-POINT FIELD GOALS: 3 (5x)

REBOUNDS: 6 (2x) at California (1/9/19)

MINUTES: 41 vs. CAL STATE FULLERTON (11/6/18)

#3 MICKEY MITCHELL SUN DEVIL HIGHS

POINTS: 12 (2x) at California (1/20/18)

REBOUNDS: 13 vs. Vanderbilt (12/17/17)

ASSISTS: 5 vs. Oregon (1/11/18)

MINUTES: 33 at Stanford (1/17/18)

#10 VITALIY SHIBEL SUN DEVIL HIGHS

POINTS: 11 vs. St. John's (12/8/17)

REBOUNDS: 8 vs Idaho State (11/10/17)

3PT MADE: 3 at Cal (1/20/18) and vs. St. John's (12/8/17)

ASSISTS: 4 vs. Idaho State (11/10/17)

MINUTES: 28 vs. St. John's (12/8/17)

#14 KIMANI LAWRENCE SUN DEVIL HIGHS

POINTS: 22 vs. #15 Mississippi State (11/19/18)

REBOUNDS: 8 (2x) at Vanderbilt (12/17/18)

ASSISTS: 5 (2x) vs. TEXAS SOUTHERN (12/1/18)

MINUTES: 39 (2x) vs. TEXAS SOUTHERN (12/1/18)

#23 ROMELLO WHITE CAREER HIGHS

✓ AAU coach was Jerry Stackhouse

POINTS: 25 vs Northern Arizona (11/17/17)

2018-19 POINTS: 19 vs. COLORADO/TEXAS SOUTHERN

REBOUNDS: 15 vs San Diego State (11/14/17)

FG MADE: 10 (2x) at Washington State (2/4/18)

FG ATTEMPTED: 12 vs Northern Arizona (11/17/17)

FREE THROWS MADE: 11 at Stanford (1/17/18)

FREE THROWS ATTEMPTED: 14 at Stanford (1/17/18)

BLOCKS: 3 vs Idaho State

MINUTES: 39 vs Kansas State (11/23/17)

#32 DE'QUON LAKE CAREER HIGHS

POINTS: 24 vs Idaho State (11/10/17)

REBOUNDS: 12 (2x) at Oregon (2/22/18)

FG MADE: 8 vs Idaho State (11/10/17)

FG ATTEMPTED: 9 vs. Utah (1/25/18)

FREE THROWS MADE: 8 (2x) Longwood (12/19/17)

FREE THROWS ATTEMPTED: 14 vs Idaho State (11/10/17)

BLOCKS: 7 vs. Pacific (12/22/17)

MINUTES: 29 vs Kansas State (11/23/17)

#35 TAESHON CHERRY CAREER HIGHS

POINTS: 19 vs. Nebraska Omaha (11/28/18)

REBOUNDS: 6 vs. OREGON STATE (1/17/19)

STEALS: 4 vs. #1 KANSAS (12/22/18)

3-PT FG MADE: 5 VS. OREGON (1/19/19)

MINUTES: 31 vs. (2x) vs. TEXAS SOUTHERN (12/1/18)

#45 ZYLAN CHEATHAM SUN DEVIL HIGHS

POINTS: 17 (3X) vs. OREGON, at Cal, vs. UTAH

SDSU POINTS: 18 vs. Savannah State (11/28/16)

REBOUNDS: 14 at Vanderbilt (12/17/18)

ASSISTS: 10 vs. TEXAS SOUTHERN (12/1/18)

MINUTES: 37 vs. (2x) TEXAS SOUTHERN (12/1/18)

2018-19 SUN DEVIL HIGHS AND LOWS

SUN DEVIL TEAM HIGHS

POINTS: 102 vs. CAL STATE FULLERTON
FIELD GOALS: 33 vs. OMAHA/CSF
FIELD GOAL ATTEMPTS: 78 vs. CAL STATE FULLERTON
FIELD GOAL%: .571 vs. COLORADO (32-56)
3-PT FIELD GOALS: 11 vs. OREGON/UTAH
3-PT FIELD GOALS ATT: 28 vs. OREGON/UTAH
3-PT % (10 ATT.): .500 vs. Utah State (7-14)
FREE THROWS: 28 vs. Utah State
FREE THROWS ATTEMPTED: 44 vs. CAL STATE FULLERTON
FREE THROW % (15 ATT.): .810 vs. OREGON (17-21)
REBOUNDS: 63 vs. LONG BEACH STATE
ASSISTS: 24 vs. COLORADO
STEALS: 9 vs. #1 KANSAS/NEBRASKA OMAHA/McNEESE ST.
BLOCKS: 8 vs. PRINCETON
TURNOVERS: 19 at Stanford/TEXAS SOUTHERN
FOULS: 27 vs. Utah State
FIRST HALF POINTS: 50 vs. NEBRASKA OMAHA
SECOND HALF POINTS: 52 vs. LONG BEACH STATE

SUN DEVIL TEAM LOWS

POINTS: 65 at Vanderbilt
FIELD GOALS: 20 vs. PRINCETON
FIELD GOAL ATTEMPTS: 49 vs. OREGON
FIELD GOAL%: .323/20-62 vs. PRINCETON
3-PT FIELD GOALS: 2 vs. PRINCETON
3-PT FIELD GOALS ATT: 14 vs. Utah State
3-PT % (10 ATT.): .133/2-15 vs. PRINCETON
FREE THROWS: 6 at Stanford
FT ATTEMPTED: 17 at Stanford/vs. #6 Nevada
FREE THROW % (10 ATT.): .353/6-17 at Stanford
REBOUNDS: 29 vs. Utah State
ASSISTS: 8 vs. PRINCETON/at Georgia
STEALS: 3 vs. OREGON STATE/CAL STATE FULLERTON
BLOCKS: 0 at Georgia
TURNOVERS: 7 vs. PRINCETON
FOULS: 12 vs. #1 KANSAS

SUN DEVIL INDIVIDUAL HIGHS

POINTS: 33, Luguentz Dort vs. Utah State
FIELD GOALS: 10 (3x)
FG ATTEMPTS: 22, Luguentz Dort vs. CAL STATE FULLERTON
FG PERCENTAGE (9 ATT.): 9-10, Romello White vs. TSU
3-PT FGS: 5, Cherry vs. OREGON/Martin at California
3-PT ATT: 10, Cherry vs. OREGON/Dort vs. TEXAS SOUTHERN
3-PT % (4 MADE): Taeshon Cherry vs. OREGON STATE (4-5)
3-PT % (4 MADE): Zylan Cheatham vs. UTAH (4-5)
FREE THROWS: 11, Luguentz Dort vs. Utah State
FT ATTEMPTED: 14, Luguentz Dort vs. Utah State
FREE THROW % (6 ATT.): 6-6, Romello White vs. LONG BEACH
REBOUNDS: 14 (2x) Zylan Cheatham at Vanderbilt
ASSISTS: 10, Zylan Cheatham vs. TEXAS SOUTHERN
STEALS: 4 by Taeshon Cherry vs. #1 KANSAS STATE
BLOCKS: 3, three times
TURNOVERS: 8, Luguentz Dort vs. TEXAS SOUTHERN
FOUL OUTS: 9 on year
MINUTES: 41, Rob Edwards vs. CSU FULLERTON

OPPONENT TEAM HIGHS

POINTS: 96 by UTAH
FIELD GOALS: 34 by CAL STATE FULLERTON
FIELD GOAL ATTEMPTS: 74 by CAL STATE FULLERTON
FIELD GOAL %: .533/at Stanford (32-60)
3-POINTERS: 16 by UTAH
3-POINTER ATTEMPTS: 35 by TEXAS SOUTHERN
3-POINT % (10 ATT.): .533/UTAH (16-30)
FREE THROWS: 26 at Georgia
FREE THROW ATTEMPTS: 33 by Utah State
FREE THROW % (15 ATT.): .938/#1 KANSAS (15-16)
REBOUNDS: 42 by PRINCETON/CAL STATE FULLERTON
ASSISTS: 19 by UTAH
STEALS: 11 by LONG BEACH STATE
BLOCKS: 7 at Stanford/at Georgia/by #6 Nevada
TURNOVERS: 20 by Utah State
FOULS: 36 by CAL STATE FULLERTON

OPPONENT TEAM LOWS

POINTS: 52 by McNEESE STATE
FIELD GOALS: 15 by McNEESE STATE
FIELD GOAL ATTEMPTS: 47 at Georgia/by McNEESE STATE
FIELD GOAL %: .274/17-62 by LONG BEACH STATE
3-POINTERS: 3 by #6 Nevada
3-POINTER ATTEMPTS: 18 by #6 Nevada
3-POINT % (10 ATT.): .167/3-18 by #6 Nevada
FREE THROWS: 2 by NEBRASKA OMAHA
FREE THROW ATTEMPTS: 5 by NEBRASKA OMAHA
FREE THROW % (20 ATT.): .586/17-29 by McNEESE STATE
REBOUNDS: 27 by NEBRASKA OMAHA
ASSISTS: 7 by CAL STATE FULLERTON
STEALS: 1 by McNEESE STATE
BLOCKS: 1 (7x)
TURNOVERS: 7 by TEXAS SOUTHERN
FOULS: 15 by #6 Nevada

OPPONENT INDIVIDUAL HIGHS

POINTS: 35, Kyle Allman of CSU FULLERTON
FIELD GOALS: 13, Kyle Allman of CSU FULLERTON
FIELD GOAL ATTEMPTS: 26, Kyle Allman of CSU FULLERTON
3-PT FGS: 6, Donnie Tillman of UTAH
3-PT ATT: 14, Jaylyn Patterson vs. TSU
FREE THROWS: 10, Khalil Ahmad of CSU FULLERTON
FT ATTEMPTED: 12 (2x)
REBOUNDS: 14 by Dedric Lawson of #1 KANSAS
ASSISTS: 7, Austen Awosika of CSU FULLERTON
STEALS: 4 (2x)
BLOCKS: 4 by Nicolas Claxton at Georgia
TURNOVERS: 6 by Matt Bradley at California
FOUL OUTS: 11 times

ASU STARTING LINEUPS 2018-19 (6)

Cheatham, Dort, Edwards, Lawrence, White (1-0 vs. CSF)
Cheatham, Dort, Lawrence, Martin, White (6-3)
Cheatham, Cherry, Dort, Lawrence, White (2-1)
Cheatham, Edwards, Lake, Lawrence, White (1-0 vs. CU)
Cheatham, Dort, Edwards, Lawrence, White (1-0 at Cal)
Cheatham, Dort, Edwards, Martin, White (1-1 at Stanford/vs. OSU)

2018-19 SUN DEVIL TV ROSTER




0 LUGUENTZ DORT

G 6-4 215 FR
Montreal, Canada




1 REMY MARTIN

G 6-0 170 SO
Chatsworth, CA




2 ROB EDWARDS

G 6-4 205 RS-JR
Detroit, MI



3 MICKEY MITCHELL

F 6-7 225 RS-JR
Orlando, FL



5 KYLE FEIT

G 6-4 190 FR
West Palm Beach, FL



10 VITALIY SHIBEL

F 6-9 220 SO
Ivano-Frankivsk, Ukraine



11 ELIAS VALTONEN

G 6-7 195 FR
Eura, Finland



14 KIMANI LAWRENCE

F 6-7 210 SO
Providence, RI




21 JACK ROGGIN

G 6-0 165 SO
Calabasas, CA




23 ROMELLO WHITE

F 6-8 235 SO
Atlanta, GA




24 JORDAN SALZMAN

G 5-10 165 SO
Locust Valley, N.Y.



25 GRANT FOGERTY

G 5-11 170 SO
Scottsdale, AZ



31 TREVOR THOMPSON

G 6-2 175 RS-FR
Phoenix, AZ




32 DE'QUON LAKE

F 6-9 235 SR
Charlotte Amalie, St. Thomas



34 UROS PLAVSIC

C 7-0 240 FR
Smederevo, Serbia



35 TAESHON CHERRY

F 6-8 210 FR
El Cajon, CA



45 ZYLAN CHEATHAM

F 6-8 215 RS-SR
Phoenix, AZ