



SUN DEVIL SOFTBALL



1972 & 1973 AIAW CHAMPIONS • 2008 & 2011 NCAA NATIONAL CHAMPIONS
32 NCAA POSTSEASON APPEARANCES • 12 NCAA WCWS APPEARANCES

SOFTBALL CONTACT: Josh Fisher | **EMAIL:** josh.fisher@asu.edu | **PHONE:** 801-703-5025

SUN DEVIL SNAPSHOT

CATEGORY	2025	ALL-TIME
Overall record	33-16	1,912-970-2
... on Road	10-4	296-327-2
Conference	13-8	462-495-2
... on Road	6-3	197-262-2
April Record	9-4	354-328
... on Road	5-0	155-166
On April 25	0-0	13-12
On April 26	0-0	12-10
On April 27	0-0	16-3
Friday Record	9-5	548-252
... on Road	2-1	78-79
Saturday Record	7-6	552-334
... on Road	2-1	85-120
Sunday Record	7-2	317-179-2
... on Road	2-1	59-70-2
In Texas	2-0	31-14
... Lubbock	0-0	0-0
Game #50 of season	0-0	23-16
Game #51 of season	0-0	18-20
Game #52 of season	0-0	16-19-1
Ends in 7-innings	24-10	1,452-815-1
Ends by run-rule	6-4	335-69
Ends in extra-innings	3-2	125-86-1
One-run games	8-3	437-327
When scoring 2+ runs	32-6	1,769-367-1
When scoring 5+ runs	22-1	1,165-77
When allowing 2+ runs	19-16	724-833-1
When allowing 5+ runs	2-11	145-438

ASU PROJECTED LINEUP

Based on last 10 games played

POS	#	NAME	OPS	HR	RBI
1B	2b	Tiare Ho-Ching	.957	4	24
cf	21	Yannixa Acuña	.766	0	11
If	44	Tanya Windle	.965	3	20
rf	24	Ashleigh Mejia	1.003	13	43
1b	4	Ayden Allen	.721	1	15
dp	38	Kelsey Hall	.973	10	47
c	32	Samantha Swan	.784	1	16
ss	5	AJ Murphy	.939	4	18
3b	20	Takyla Davis	.729	3	15
POS	#	NAME	ERA	WHIP	K/7
rhp	10	Kenzie Brown	1.19	0.96	11.79
rhp	27	Meika Lauppe	2.71	1.28	4.95
rhp	15	Julianne Tipton	6.04	1.73	4.83
rhp	8	Cambree Creager	7.13	2.28	3.02

GAMES #50-52 /// ROAD GAMES #15-17

Friday, April 25 – Sunday, April 27 | Lubbock, Texas | Rocky Johnson Field



ARIZONA STATE SUN DEVILS

(33-16, 13-8 BIG 12)



#11/12 TEXAS TECH RED RAIDERS

(37-10, 16-2 BIG 12)

Megan Bartlett

Head Coach

Gerry Glasco

216-181 (.544) [8th season]

Record

337-98 (.775) [8th season]

75-73 (.507) [3rd season]

at School

37-10 (.787) [1st season]

FRIDAY

April 25 • 4 p.m.



77°



8:26

SATURDAY

April 26 • 2 p.m.



69°



8:26

SUNDAY

April 27 • 10 a.m.



72°



8:27

WATCH



ESPN app /// plus.espn.com

STATS



asu.statbroadcast.com

TALE OF THE TAPE

(Through April 22 – NCAA Rank)

	AVG	SLG%	RUNS	2B	HR	SB	ERA	WHIP	K/BB	H/7	FLD%
ASU	.311	.484	5.08	1.31	0.98	1.00	3.03	1.32	3.31	6.91	.968
	59	69	115	125	66	T-138	57	46	12	234	76
TT	.320	.499	6.24	1.39	0.96	1.78	1.94	0.99	4.64	5.42	.969
	39	55	43	T-96	73	34	4	2	2	289	63

SOFTBALL VISITS TEXAS TECH TO CLOSE REGULAR SEASON

Sun Devils to make final postseason push with three in Lubbock

Sun Devil Softball is off to Lubbock, Texas, to close their regular season against Big 12 leaders No. 11/12 Texas Tech. The three game series from Rocky Johnson Field is the first trip to Lubbock in ASU program history.

The series begins on Friday at 6 p.m. CT/4 p.m. AZT, and continues on Saturday at 4 p.m./2 p.m. Sunday's series finale will start at Noon/10 a.m.

How to Follow

All three games will be live on ESPN+ and have live scoring available. Links for all of the live features are available on the softball schedule page at TheSunDevils.com.

Updates will also be provided on social media via X/ Twitter (@asusoftball) and Instagram (@sundevilsb).

Sun Devil Notes

The Sun Devils head into the series with a 33-16 overall record and winners of eight of the last 10 games they have played. ASU starts the weekend third in the Big 12 with a 13-8 mark in conference action. They have compiled a 10-4 record in road games this season.

ASU sits fourth in the conference with its .311 batting average while posting a .868 OPS on the season. They average 5.08 runs per game while placing second in the Big 12 with 397 hits. The Sun Devils lead the conference with 64 doubles and rank third with 48 home runs.

LAST 10 RESULTS

Apr. 6	Kansas	W, 4-3
Apr. 9	at UTEP (DH)	(6) W, 8-0
Apr. 9	at UTEP (DH)	W, 5-2
Apr. 11	at Utah	W, 7-2
Apr. 12	at Utah	W, 3-2
Apr. 13	at Utah	W, 7-1
Apr. 15	GCU	L, 4-0
Apr. 17	Baylor	W, 5-0
Apr. 18	Baylor	W, 4-2
Apr. 19	Baylor	(6) L, 12-3

Scan or click QR codes throughout these notes to access corresponding/ additional information at TheSunDevils.com





PRONUNCIATION GUIDE

Yannixa (Yaya) Acuña

..... YAW-yaw ah-COON-ya
 Cambree **Creager** CRAY-ger
Takyla Davis tuh-KY-luh
Tiare Ho-Ching tee-ARR-ay
Lillian Holtje Lilly HOLT-jay
Meika Lauppe ME-kuh loop-EE
Nehanda Lewis nuh-HAWN-duh
 Ashleigh **Mejia** muh-HE-uh
 Sydney **Saenz** signs
 Mary **Iakopo** eye-uh-KO-po

QUICK FACTS

ARIZONA STATE UNIVERSITY

Location Tempe, Ariz. 85287
 Founded 1885
 Enrollment 183,000+
 Nickname Sun Devils
 Colors Maroon & Gold
 Affiliation NCAA
 Division I Conference Big 12
 President Dr. Michael Crow
 Dir. of Athletics Graham Rossini

SUN DEVIL SOFTBALL

Program Seasons 57th
 NCAA 44th
 Conference Championships 6
 .. 1977, 1978, 1980, 2008, 2011, 2022
 NCAA/AIAW Tournament Apps 43
 NCAA WCWS Appearances 12
 National Championships 4
 1972, 1973, 2008, 2011
 All-America Selections 44
 All-Conference Selections 58

COACHING STAFF

Head Coach Megan Bartlett
 (Notre Dame, 2005)
 Hitting Coach Josh Bloomer
 Pitching Coach Jeremy Manley
 Defensive Coach Hailey Decker

STADIUM INFORMATION

Stadium Farrington Stadium
 Capacity 1,535
 Opened 2000

2024 OUTLOOK

Letterwiners Returning/Lost 7/13
 Position Starters Ret./Lost 2/6
 Pitchers Ret./Lost 2/3
 Newcomers 14

MEDIA RELATIONS

Softball Contact Josh Fisher
 Email josh.fisher@asu.edu
 Cell Phone 801-703-5025

NUMERICAL ROSTER

#	FULL NAME	POS.	B/T	HT.	YR.	HOMETOWN (PREVIOUS SCHOOL)
0	Nehanda Lewis	INF	R/R	5-4	So.	Land O' Lakes, Fla. (UCF)
2	Grace Molitor	INF	R/R	5-5	Fr.	Marthasville, Mo. (Washington HS)
4	Ayden Allen	INF	R/R	5-10	Jr.	Prosper, Texas (Houston)
5	AJ Murphy	UTL	R/R	5-11	Sr.	Goodyear, Ariz. (San Diego State)
8	Cambree Creager	P	R/R	5-11	Fr.	Georgetown, Texas (Georgetown HS)
10	Kenzie Brown	P	L/R	5-11	Sr.	Lake City, Ill. (Tulsa)
12	Katie Chester	INF	R/R	5-9	Jr.	Liberty, Mo. (Missouri)
14	Sydney Saenz	UTL	R/R	5-6	Jr.	El Paso, Texas (Oregon State)
15	Julianne Tipton	P	R/R	5-7	Fr.	Mount Carmel, Tenn. (Dobyns Bennett HS)
17	Maddie Okano	INF	R/R	5-7	So.	Gilbert, Ariz. (UT Tyler)
18	Tiare Ho-Ching	INF	R/R	5-6	Fr.	Long Beach, Calif. (Long Beach Polytechnic)
19	Corie Shull	UTL/P	R/R	5-6	Fr.	Queen Creek, Ariz. (Queen Creek HS)
20	Takyla Davis	INF	R/R	5-6	Fr.	Georgetown, Del. (Sussex Central HS)
21	Yannixa Acuña	OF	L/R	5-4	Jr.	Tucson, Ariz. (Salpointe Catholic HS)
24	Ashleigh Mejia	OF	L/R	5-4	Fr.	Corona, Calif. (Santiago HS)
27	Meika Lauppe	P	R/R	5-10	So.	Pleasant Grove, Calif. (East Nicolaus HS)
32	Samantha Swan	C/UTL	R/R	5-3	So.	Georgetown, Texas (Georgetown)
38	Kelsey Hall	OF	R/R	5-7	Gr.	Sacramento, Calif. (Boise State)
40	Jolee Benson	OF	R/R	5-8	So.	Gilbert, Ariz. (Chandler-Gilbert CC)
44	Tanya Windle	OF	L/R	5-6	Jr.	Peoria, Ariz. (Utah Tech)
71	Lillian Holtje	C	R/R	5-7	Fr.	Lutz, Fla. (Hillsborough Virtual)

COACHING STAFF

Head Coach: Megan Bartlett (3rd at ASU / 8th overall)
Recruiting Coordinator/ Hitting Coach: Josh Bloomer
Pitching Coach: Jeremy Manley
Defensive Coordinator: Hailey Decker

SUPPORT STAFF

Softball Operations: Lexi Ruiz
Director of Player Development: Mary Iakopo
Graduate Assistants: Andrew Hrnear, Morgan Hornback, Kayla Lissy
Student Manager: Hayden Corrado
Athletic Trainer: Emily Wolfe
Strength and Conditioning Coach: Peter Alosi

BY HOME STATE

ARIZONA (6)

Yannixa Acuña, Jolee Benson, AJ Murphy, Maddie Okano, Corie Shull, Tanya Windle

CALIFORNIA (4)

Kelsey Hall, Tiare Ho-Ching, Meika Lauppe, Ashleigh Mejia

TEXAS (4)

Ayden Allen, Cambree Creager, Sydney Saenz, Samantha Swan

FLORIDA (2)

Lillian Holtje, Nehanda Lewis

DELAWARE (1)

Takyla Davis

ILLINOIS (1)

Kenzie Brown

MISSOURI (2)

Katie Chester, Grace Molitor

TENNESSEE (1)

Julianne Tipton

BY CLASS

GRADUATES (1)

Kelsey Hall

SENIORS (2)

Kenzie Brown, AJ Murphy

JUNIORS (5)

Yannixa Acuña, Ayden Allen, Katie Chester, Sydney Saenz, Tanya Windle

SOPHOMORES (5)

Jolee Benson, Meika Lauppe, Nehanda Lewis, Maddie Okano, Samantha Swan

FRESHMEN (8)

Cambree Creager, Takyla Davis, Tiare Ho-Ching, Lillian Holtje, Ashleigh Mejia, Grace Molitor, Corie Shull, Julianne Tipton

RETURNER/NEWCOMER

RETURNERS (7)

Yannixa Acuña, Ayden Allen, Kenzie Brown, Kelsey Hall, Meika Lauppe, Samantha Swan, Tanya Windle

TRANSFERS (6)

Jolee Benson, Katie Chester, Nehanda Lewis, AJ Murphy, Maddie Okano, Sydney Saenz

FRESHMEN (8)

Cambree Creager, Takyla Davis, Tiare Ho-Ching, Lillian Holtje, Ashleigh Mejia, Grace Molitor, Corie Shull, Julianne Tipton





Arizona State pitchers rank fourth in the league with a 3.03 ERA and 1.32 WHIP. The staff leads the conference – and ranks ninth in the NCAA – with an average of 7.71 strikeouts per seven innings.

Phillips 66 Big 12 Softball Championship

The Big 12 Softball Championship returns to Oklahoma City's OGE Field at Devon Park, the home of the Women's College World Series, from May 7-10. All 11 teams will compete in the single-elimination format with the top five finishers in the regular season receiving a first-round bye.

ASU has a magic number of four to clinch a bye and they can still finish anywhere from first through seventh in the final standings.

Looking Back

The Sun Devils closed their home slate by taking two of three from Baylor last weekend to clinch a fifth series win of the season. They won three of the four home series they hosted this season.

About Texas Tech

Texas Tech brings a 37-10 overall record into the series and they have won 14 of their last 15 games. The Red Raiders lead the Big 12 with a 16-2 mark and they hold a magic number of two to clinch the regular season title outright.

Texas Tech is third in the conference with a .320 batting average while scoring 6.24 runs per game. Mihyia Davis is batting .385 with 65 hits, including 17 for extra bases. Alexa Langeliers has eight home runs and a team-best 39 RBIs.

The Red Raiders lead the conference with a 1.94 ERA and 17 shutouts. NiJaree Canady is 19-5 with a 0.83 ERA and 209 strikeouts. Samantha Lincoln has eight wins and 46 strikeouts.

Strike First, Finish Strong

The Sun Devils have made a habit of scoring early in games, outscoring their opponents 89-42 in the first two innings this season. ASU has crossed the plate 52 times in the first inning which is more than any other. Those early runs contribute to a 23-3 record when the Sun Devils score first, including a 16-2 mark when

scoring in the first inning.

ASU has also put teams away by scoring late in games. They have a 77-49 edge in scoring in the fifth and sixth innings, with 45 runs scored in the fifth alone. The Sun Devils are 22-1 when leading after five and 25-0 when leading after six.

Three is Key

Scoring at least three runs in a game has been crucial to a positive result for the Sun Devils this season. ASU has gone 32-6 when they put three-plus runs on the board, including a 17-0 record when they score at least six runs.

In contrast, the team is just 12-16 when the opposition scores at least three runs and 21-0 when they hold the opposition to two runs or less.

Brown is Back

After sitting out last season with an injury, Kenzie Brown has returned as one of the top pitchers in the country. Entering the weekend, Brown is second in the NCAA with 237 strikeouts and at 11.8 strikeouts per seven innings. Her strikeout total is the highest of any pitcher in a Power 4 conference.

Brown had 18 strikeouts against BYU on Mar. 6 to tie the ASU record for strikeouts in a 7-inning game. Her nine games with double-digit strikeouts are the most by a Sun Devil since G Juarez in 2018. The 237 strikeouts is tied for 10th-most for a season in ASU history.

Hall Pass

Kelsey Hall opened the season in the starting lineup just 277 days after tearing her ACL. Having started all 49 games, Hall is batting .338 with a .972 OPS. She leads the team with 47 RBIs while posing 51 hits with six doubles and 10 home runs.

In her sixth season of collegiate softball, Hall ranks 24th among players with 159 RBIs and 363 total bases. She is also 27th with 152 runs scored and 31st with 40 home runs.

Tanya Time

Tanya Windle has four multi-hit games in the last seven outings and she leads the team

SERIES HISTORY



Overall	12-1
Home	8-0
Away	0-0
Neutral Site	4-1
Last 10	9-1
Streak	Lost 1
First Meeting	1982
Last Meeting	2019
ASU Runs Scored (Avg.)	73 (5.62)
Opp Runs Scored (Avg.)	26 (2.00)

LAST 10 MEETINGS

2/9/02	H	Texas Tech	W	6-1
2/13/04	N	Texas Tech	W	3-0
3/9/07	H	Texas Tech	W	10-1
3/10/07	H	Texas Tech	W	7-6
3/11/07	H	Texas Tech	W	12-3 (5)
2/9/08	N	Texas Tech	W	2-0
3/24/16	H	Texas Tech	W	3-1
3/25/16	H	Texas Tech	W	4-3
3/26/16	H	Texas Tech	W	7-3
2/21/19	N	Texas Tech	L	0-8 (5)

BIG 12 SERIES RESULTS

Overall	5-2
... At Home	3-1
... On Road	2-1
Series Opener	5-2
... At Home	3-1
... On Road	2-1
Game 2 of Series	3-4
... At Home	1-3
... On Road	2-1
Game 3 of Series	5-2
... At Home	3-1
... On Road	2-1
Rubber Games	3-1
... At Home	2-0
... On Road	1-1
Sweeps / Were Swept	1 / 0
... At Home	0 / 0
... On Road	1 / 0

SUNDAY	MONDAY	TUESDAY	WEDNESDAY	THURSDAY	FRIDAY	SATURDAY
20 EASTER OFF DAY	21 OFF DAY	22 12:30-3:30 Practice 4-5 Lift	23 12:30-1:30 Lift 2-5 Practice 5:15 Media	24 Travel to Lubbock	25 GAME DAY 5 at Texas Tech	26 GAME DAY 4 at Texas Tech
27 GAME DAY 12 at Texas Tech	28 OFF DAY	29 12:30-3:30 Practice 4-5 Lift	30 12:30-3:30 Practice 3:45-4:15 S&A	1 12:30-3:30 Practice 4-5 Lift	2 12:30-3:30 Practice 3:45-4:15 S&A	3 OFF DAY

To attend a practice day media session, email Josh Fisher (josh.fisher@asu.edu) at least 24 hours in advance.



SCHEDULE & RESULTS

DATE	OPPONENT	W/L	SCORE/ TIME	TIME INN OF GM	OVR REC	BIG 12 REC	RANK	GA/ GB	DAILY ATT	TOTAL HM ATT	ASU PITCHER(S) OF RECORD
FEBRUARY (13-5, 0-0 Big 12)				Batting: .350 avg (.952 ops / 23 hr)					Pitching: 3.16 era (1.21 whip)		
Feb 6	MARYLAND	W	7-1	7 1:41	1-0	--	--	--	1,022	1,022	W: Creager (1-0) / S: Brown (1)
Feb 7	MIAMI (OH)	W	15-7	5 2:19	2-0	--	--	--	772	1,794	W: Lauppe (1-0)
Feb 8	MIAMI (OH)	L	4-12	7 2:17	2-1	--	--	--	890	2,684	L: Lauppe (1-1)
Feb 9	#-/21 CALIFORNIA	W	6-4	7 2:19	3-1	--	--	--	741	3,425	W: Brown (1-0)
Feb 13	#21/20 OREGON	W	4-3	(8) 2:28	4-1	--	--	--	1,014	4,439	W: Lauppe (2-1)
Feb 14	NORTH DAKOTA	L	1-10	6 1:52	4-2	--	--	--	--	--	L: Creager (1-1)
Feb 14	WEBER STATE	W	11-0	5 1:19	5-2	--	--	--	1,175	5,614	W: Lauppe (3-1)
Feb 15	#25/- WASHINGTON	W	4-1	7 1:52	6-2	--	--	--	--	--	W: Brown (2-0)
Feb 15	BELMONT	L	1-5	(8) 1:48	6-3	--	--	--	1,485	7,099	L: Lauppe (3-2)
Feb 16	UTAH VALLEY	W	4-3	7 1:55	7-3	--	--	--	1,136	8,235	W: Tipton (1-0) / S: Lauppe (1)
Feb 18	at Grand Canyon	L	0-3	7 1:52	7-4	--	--	--	1,023	--	L: Brown (2-1)
Feb 21	#3/3 FLORIDA	L	1-9	7 2:03	7-5	--	--	--	--	--	L: Creager (1-2)
Feb 21	CALIFORNIA BAPTIST	W	8-1	7 1:47	8-5	--	--	--	1,504	9,739	W: Lauppe (4-2) / S: Brown (2)
Feb 22	PORTLAND STATE	W	10-3	7 1:59	9-5	--	--	--	1,040	10,779	W: Brown (3-1)
Feb 23	NEW MEXICO STATE	W	5-1	7 1:39	10-5	--	--	--	1,108	11,887	W: Brown (4-1)
Feb 27	OREGON STATE	W	9-2	7 2:16	11-5	--	--	--	917	12,804	W: Brown (5-1)
Feb 28	SEATTLE U	W	7-6	(9) 2:51	12-5	--	--	--	--	--	W: Brown (6-1)
Feb 28	YALE	W	9-1	5 1:44	13-5	--	--	--	1,566	14,370	W: Creager (2-2)
MARCH (11-7, 6-6 Big 12)				Batting: .306 avg (.846 ops / 15 hr)					Pitching: 3.32 era (1.38 whip)		
Mar 1	UTEP	W	11-4	7 2:35	14-5	--	--	--	--	--	W: Tipton (2-0)
Mar 1	UTAH STATE	W	4-1	7 2:05	15-5	--	--	--	1,358	15,728	W: Brown (7-1)
Mar 2	OREGON STATE	L	3-6	(8) 2:32	15-6	--	--	--	1,040	16,768	L: Creager (2-3)
Mar 6	BYU	W	1-0	7 1:59	16-6	1-0	1st	+0.5	1,047	17,815	W: Brown (8-1)
Mar 7	BYU	L	5-6	7 2:50	16-7	1-1	t5th	1.0	1,124	18,939	L: Lauppe (4-3)
Mar 8	BYU	W	5-4	(8) 3:18	17-7	2-1	3rd	0.5	1,533	20,472	W: Tipton (3-0)
Mar 12	at Stetson (DH)	W	5-2	7 2:07	18-7	--	--	--	172	--	W: Lauppe (5-3)
Mar 12	at Stetson (DH)	W	15-4	5 1:52	19-7	--	--	--	195	--	W: Tipton (4-0)
Mar 14	at UCF	W	3-0	7 2:27	20-7	3-1	t1st	+0.5	863	--	W: Brown (9-1)
Mar 15	at UCF	L	0-11	6 1:48	20-8	3-2	t4th	1.0	810	--	L: Tipton (4-1)
Mar 16	at UCF	W	7-4	7 2:23	21-8	4-2	t2nd	1.0	560	--	W: Brown (10-1)
Mar 18	UNLV	W	4-1	7 2:03	22-8	--	--	--	1,155	21,627	W: Brown (11-1) / S: Lauppe (2)
Mar 21	#10/10 ARIZONA	L	1-6	7 2:06	22-9	4-3	5th	1.5	1,979	23,606	L: Brown (11-2)
Mar 22	#10/10 ARIZONA	L	1-5	7 2:00	22-10	4-4	5th	2.0	2,038	25,644	L: Lauppe (5-4)
Mar 23	#10/10 ARIZONA	W	3-2	7 2:25	23-10	5-4	6th	1.5	1,959	27,603	W: Brown (12-2) / S: Lauppe (3)
Mar 28	at Iowa State (DH)	L	3-4	7 2:14	23-11	5-5	--	--	210	--	L: Brown (12-3)
Mar 28	at Iowa State (DH)	W	18-4	5 2:02	24-11	6-5	5th	2.0	283	--	W: Tipton (5-1)
Mar 29	at Iowa State	L	3-4	7 2:03	24-12	6-6	6th	3.0	278	--	L: Tipton (5-2)
APRIL (9-4, 7-2 Big 12)				Batting: .293 avg (.782 ops / 10 hr)					Pitching: 3.09 era (1.36 whip)		
Apr 2	#18/18 OKLAHOMA STATE	L	0-4	7 2:04	24-13	--	--	--	1,464	29,067	L: Brown (12-4)
Apr 4	KANSAS	W	6-1	7 2:12	25-13	7-6	6th	4.0	1,344	30,411	W: Brown (13-5)
Apr 5	KANSAS	L	0-8	6 1:48	25-14	7-7	6th	4.5	1,478	31,889	L: Lauppe (5-5)
Apr 6	KANSAS	W	4-3	7 1:52	26-14	8-7	5th	4.5	1,591	33,480	W: Brown (14-5)
Apr 9	at UTEP	W	8-0	6 1:34	27-14	--	--	--	293	--	W: Brown (15-4)
Apr 9	at UTEP	W	5-2	7 1:52	28-14	--	--	--	329	--	W: Lauppe (6-5)
Apr 11	at Utah	W	7-2	7 2:20	29-14	9-7	4th	4.5	625	--	W: Brown (16-4)
Apr 12	at Utah	W	3-2	7 2:06	30-14	10-7	3rd	4.5	807	--	W: Lauppe (7-5) / S: Brown (3)
Apr 13	at Utah	W	7-1	7 2:20	31-14	11-7	3rd	4.5	703	--	W: Lauppe (8-5)
Apr 15	GRAND CANYON	L	0-4	7 2:07	31-15	--	--	--	1,421	34,901	L: Lauppe (8-6)
Apr 17	BAYLOR	W	5-0	7 2:00	32-15	12-7	3rd	3.5	1,064	35,965	W: Brown (17-4)
Apr 18	BAYLOR	W	4-2	7 1:53	33-15	13-7	3rd	3.5	1,703	37,668	W: Lauppe (9-6) / Brown (4)
Apr 19	BAYLOR	L	3-12	6 2:30	33-16	13-8	3rd	4.5	1,798	39,466	L: Brown (17-5)
Apr 25	at #11/12 Texas Tech		4:00 pm								
Apr 26	at #11/12 Texas Tech		2:00 pm								
Apr 27	at #11/12 Texas Tech		10:00 am								
MAY (0-0, 0-0 Big 12)				Batting: .000 avg (.000 ops / 0 hr)					Pitching: 0.00 era (0.00 whip)		
May 7	Big 12 Tournament										
May 8	Big 12 Tournament										
May 9	Big 12 Tournament										
May 10	Big 12 Tournament										



with 58 hits and a .377 average. Windle has 18 extra-base hits, including 12 doubles and three triples. She leads the Sun Devils with 17 multi-hit games that includes four games with at least three hits.

Windle ranks 13th among active NCAA players with 12 triples in her career. Her .395 career batting average is 10th among active players – and fourth among juniors – with at least 450 career at-bats.

Freshman Gem Part 1

Tiare Ho-Ching is batting .349 with 52 hits and 24 RBIs on the season. The freshman has one of the two 4-hit games by a Sun Devil this season while adding eight multi-RBI outings. Ho-Ching has a hit in 16 of the last 18 games with five multi-hit games during the run.

Ho-Ching has settled in as the team's leadoff hitter. ASU has gone 23-8 when she bats in the No. 1 spot in the lineup and she reaches 43.5 percent of the time when leading off an inning.

Freshman Gem Part 2

Ashleigh Mejia leads the club with 13 home runs and she is second with 43 RBIs. Seven of the freshman's homers have tied the game or given ASU the lead. She has recorded a hit in 11 of the past 15 outings with an RBI in 10 of the last 12.

Her 13 home runs are the second-most by a

Freshman in the Big 12 this season and fifth-most by a freshman in ASU history. Mejia is batting .323 and is second in the Big 12 with nine home runs and 23 RBIs in conference games.

Around the Horn

Samantha Swan has made 48 starts behind the plate. She is fifth in the team with a .313 batting average and tied for the team lead with 12 doubles.

Meika Lauppe has emerged as the No. 2 pitcher on the staff with a 9-6 record, three saves, and a 2.71 ERA. Her 75 strikeouts are second on the team, and she limits the opposition to a .275 batting average.

Looking Ahead

ASU has next week off as the rest of the conference wraps up the regular season. The Sun Devils will return to action at the 2025 Phillips 66 Big 12 Softball Championship.

OFFENSIVE BREAKDOWN

BY MONTH	AVG	OPS	R	H	2B	3B	HR	BB	SO	SB	LOB
February	.330	.952	106	151	23	2	23	49	65	24	107
March	.306	.846	91	149	30	2	15	45	53	17	115
April	.293	.782	52	97	11	2	10	30	38	8	71
May											
BY LOCATION	AVG	OPS	R	H	2B	3B	HR	BB	SO	SB	LOB
Home	.307	.873	166	275	44	3	39	85	119	35	206
Away	.321	.856	83	122	20	3	9	39	37	14	87
Neutral											
BY OPPONENT	AVG	OPS	R	H	2B	3B	HR	BB	SO	SB	LOB
Arizona	.231	.625	5	18	4	1	2	1	11	0	15
ASU Invitational	.387	1.061	43	67	17	1	6	20	13	9	47
Baylor	.304	.921	12	21	4	0	4	8	10	2	16
BYU	.280	.797	11	23	3	0	4	6	16	2	18
Grand Canyon	.240	.549	0	12	0	0	0	5	5	0	14
Iowa State	.370	1.018	24	30	5	0	3	12	6	3	21
Kajikawa Classic	.364	1.117	32	40	6	0	9	12	14	1	26
Kansas	.274	.740	10	20	1	0	3	5	8	0	15
Littlewood Classic	.261	.754	25	36	5	1	5	13	28	6	28
Oklahoma State	.182	.462	0	4	0	0	0	3	3	0	4
Stetson	.377	1.095	19	20	6	1	2	8	3	2	9
Sun Devil Classic	.324	.945	24	33	3	0	6	10	12	11	22
Texas Tech											
UCF	.228	.626	10	18	3	0	1	6	10	3	21
UNLV	.333	.808	4	8	1	0	0	4	2	4	8
Utah	.337	.842	17	30	5	0	2	6	9	2	19
UTEP	.393	1.009	24	33	4	2	2	10	7	7	18

ASU WHEN

BY SCORING / MARGIN

Scored in 1st inning	16-2
Opp. scored in 1st	8-6
Scores first	23-3
Opp. scores first	10-13
Scoring 0-2 runs	1-10
... 3-5 runs	15-6
... 6-9 runs	11-0
... 10+ runs	6-0
Opponent 0-2 runs	21-0
... 3-5 runs	10-7
... 6-9 runs	2-5
... 10+ runs	0-4

BY STATS

Out-hit opponent	29-4
Out-hit by opponent	1-12
Hits are tied	3-0
Hit 0 home runs	8-10
... 1 home run	12-5
... 2+ home runs	13-1
Opponent 0 home runs	28-4
... 1 home run	3-8
... 2+ HRs	2-4
Made 0 errors	18-5
... 1 error	11-6
... 2+ errors	4-5
Opp. made 0 errors	9-7
... 1 error	11-8
... 2+ errors	13-1

BY UNIFORM (Jersey/Pants)

Black/Black	3-3
Cream/Cream	9-5
Maroon/Maroon	13-5
Pinstripe/Pinstripe	4-2
White/White	4-1

BY HELMET

Black Pitchfork	3-3
Maroon Pitchfork	21-8
White Sparky	9-5



#Big12SB

Twitter/X: @Big12Conference

Facebook: Facebook.com/Big12

Instagram: @Big12Conference

YouTube: youtube.com/big12conference

Website: big12sports.com



MISCELLANEOUS STATS

MULTIPLE HIT GAMES	2	3	4	5+	TOT
Windle, Tanya	13	3	1	-	17
Hall, Kelsey	13	2	-	-	15
Ho-Ching, Tiare	9	1	1	-	11
Mejia, Ashleigh	10	-	-	-	10
Swan, Samantha	5	4	-	-	9
Acuna, Yannixa	5	2	-	-	7
Murphy, AJ	5	1	-	-	6
Allen, Ayden	5	-	-	-	5
Davis, Takyla	3	1	-	-	4
Lewis, Nehanda	1	1	-	-	2
Holtje, Lillian	1	1	-	-	2
Molitor, Grace	-	1	-	-	1
TEAM	70	17	2	-	89

MULTIPLE RBI GAMES	2	3	4	5+	TOT
Hall, Kelsey	9	4	-	1	14
Mejia, Ashleigh	4	6	1	-	11
Ho-Ching, Tiare	5	2	1	-	8
Allen, Ayden	2	1	1	-	4
Davis, Takyla	4	-	-	-	4
Windle, Tanya	3	1	-	-	4
Holtje, Lillian	3	-	-	-	3
Swan, Samantha	3	-	-	-	3
Murphy, AJ	2	-	1	-	3
Acuna, Yannixa	2	1	-	-	3
Molitor, Grace	1	-	-	-	1
Lewis, Nehanda	-	-	1	-	1
TEAM	38	15	5	1	59

PINCH HITTING	H	AB	AVG
Lillian Holtje	5	21	.238
Nehanda Lewis	2	12	.167
Yannixa Acuña	1	1	1.000
Ayden Allen	1	9	.111
Takyla Davis	0	1	.000
Samantha Swan	0	1	.000
Grace Molitor	0	2	.000
Maddie Okano	0	2	.000
Jolee Benson	0	4	.000
Sydney Saenz	0	7	.000
Totals	9	60	.150
Opponents	6	49	.122



ESPN+, the digital home of the Big 12, is available via the ESPN App, ESPN.com or espnplus.com for just \$11.99 per month (or 119.99 per year) and can be canceled at any time.

Subscribers can watch ESPN+ on the ESPN App via most major mobile and connected-TV platforms, including iPhone, iPad, AppleTV, Android devices, Roku and Chromecast.

SUN DEVILS AT THE PLATE

PLAYER	GW RBI	2-OUT RBI	HITTING STREAK			SEASON/CAREER			
			CAR	SEA	ACT	HITS	RBIs		
Yannixa Acuña	2	3	6	6	1	3	3	3	3
Ayden Allen	1	5	5	5	5	2	2	4	4
Jolee Benson			1			2			
Katie Chester			5			4		4	
Takyla Davis	2	4	7	7	1	3	3	2	2
Kelsey Hall	9	12	10	10		3	4	5	8
Tiare Ho-Ching	6	8	8	8		4	4	4	4
Lillian Holtje	2	3	4	4	1	3	3	2	2
Nehanda Lewis	1	6	5	5		3	3	4	4
Ashleigh Mejia	5	7	6	6	2	2	2	4	4
Grace Molitor	1	2	4	4		3	3	2	2
AJ Murphy		9	9	8	1	3	3	4	4
Maddie Okano									
Sydney Saenz		1	2	2		1	1	1	1
Corie Shull									
Samantha Swan	3	5	5	5	1	3	3	2	3
Tanya Windle	1	5	16	12		4	4	3	4
TOTALS	32	70							

UPCOMING MILESTONES

Player	Current #	Milestone
Kenzie Brown	358 strikeouts	Needs 42 for 400 in her career
	237 strikeouts	Needs 1 for 238 (10th in ASU history for a season)
	237 strikeouts	Needs 43 for 300 (10 pitcher in ASU history)
	313 strikeouts	Needs 73 for 386 as a Sun Devil (10th in ASU history)
	17 wins	Needs 3 for 20 (18th pitcher in ASU history)
Kelsey Hall	197 hits	Needs 3 for 200 in her career
	99 hits	Needs 1 for 100 as a Sun Devil
	47 RBIs	Needs 3 for 50 (31st hitter in ASU history for a season)
	47 RBIs	Needs 6 for 53 (career high)
Ashleigh Mejia	13 home runs	Needs 2 for 15 (28th player in ASU history for a season)
	13 home runs	Needs 2 for 15 (t-4th most by ASU freshman)
AJ Murphy	148 hits	Needs 2 for 150 in her career
	90 RBIs	Needs 10 for 100 in her career
Samantha Swan	12 doubles	Needs 2 for 14 (t-16th in ASU single-season history)
Tanya Windle	186 hits	Needs 14 for 200 in her career
	12 doubles	Needs 2 for 14 (t-16th in ASU single-season history)
	22 doubles	Needs 3 for 25 as a Sun Devil (t-30th in ASU history)
	45 RBIs	Needs 5 for 50 as a Sun Devil

BY INNING

RUNS	1	2	3	4	5	6	7	EX	TOT
Sun Devils	52	37	40	31	45	32	8	4	249
Opponents	24	18	43	26	29	20	14	8	182
ASU Batting Avg.	.288	.353	.315	.299	.314	.310	.276	.333	
ASU ERA	2.71	2.43	5.00	2.14	3.14	3.23	2.53	2.33	

LEADS

ASU WHEN	1	2	3	4	5	6
When Leading After	16-2	20-4	22-1	23-1	22-1	25-0
When Trailing After	3-5	5-6	5-11	4-14	2-15	1-11
When Tied After	14-9	8-6	6-4	6-1	4-0	1-1



SUN DEVIL HOME RUNS

PLAYER	#S	#C	OPPONENT	DATE	INN	ON	OUT	COUNT	SCORE	FINAL
Tanya Windle	1	8	Maryland	Feb 6	%	1	0	0	1-2	0-0 7-1
Tiare Ho-Ching	1	2	Maryland	Feb 6		4	1	0	1-1	5-1 7-1
AJ Murphy	1	13	Miami (OH)	Feb 7	^	2	0	0	2-1	1-5 15-7
AJ Murphy	2	13	Miami (OH)	Feb 7		3	2	2	2-2	1-5 15-7
Kelsey Hall	1	31	Miami (OH)	Feb 7		5	2	0	1-0	9-7 15-7
Takyla Davis	1	1	Miami (OH)	Feb 8		3	1	1	0-0	1-4 4-12
Grace Molitor	1	1	Miami (OH)	Feb 8	^	4	0	0	0-0	3-10 4-12
Tanya Windle	2	8	California	Feb 9	^	5	0	0	3-1	3-4 6-4
Lillian Holtje	1	1	California	Feb 9	!	6	1	1	0-1	4-4 6-4
Tanya Windle	3	8	Weber State	Feb 14		2	0	1	1-2	3-0 11-0
Nehanda Lewis	1	1	Weber State	Feb 14		4	2	2	2-2	8-0 11-0
Tiare Ho-Ching	2	2	Belmont	Feb 15		4	0	1	1-0	0-0 1-5
Ashleigh Mejia	1	1	Utah Valley	Feb 16	\$	6	2	0	0-1	0-3 4-3
Lillian Holtje	2	2	Utah Valley	Feb 16	!\$	6	0	2	1-1	3-3 4-3
Kelsey Hall	2	32	Californa Baptist	Feb 21		3	1	1	1-1	0-0 8-1
Kelsey Hall	3	33	Portland State	Feb 22		1	1	0	2-1	0-3 10-3
Lillian Holtje	3	3	Portland State	Feb 22		4	0	1	2-1	8-3 10-3
Ashleigh Mejia	2	2	New Mexico State	Feb 23		1	2	1	1-0	0-0 5-1
AJ Murphy	3	14	New Mexico State	Feb 23	^	5	0	0	1-2	3-1 5-1
Kelsey Hall	4	34	New Mexico State	Feb 23		5	0	2	2-1	4-1 5-1
Lillian Holtje	4	4	Oregon State	Feb 27		5	1	0	1-1	3-2 9-2
Samantha Swan	1	5	Seattle U	Feb 28		4	0	2	0-0	0-4 7-6
Lillian Holtje	5	5	Seattle U	Feb 28	^	7	0	0	1-1	3-5 7-6
Ashleigh Mejia	3	3	UTEP	Mar 1	^	3	0	0	0-0	4-1 11-4
Kelsey Hall	5	35	Utah State	Mar 1		3	1	0	3-1	1-0 4-1
Ashleigh Mejia	4	4	Oregon State	Mar 2		2	0	1	1-1	0-0 3-6
Tiare Ho-Ching	3	3	BYU	Mar 6	^	6	0	0	0-1	0-0 1-0
Kelsey Hall	6	36	BYU	Mar 7		7	2	1	2-2	2-6 5-6
Kelsey Hall	7	37	BYU	Mar 8		1	1	0	0-0	0-1 5-4
Ashleigh Mejia	5	5	BYU	Mar 8	^	7	0	0	3-2	3-4 5-4
Tiare Ho-Ching	4	4	Stetson-1	Mar 12	%	1	0	0	2-1	0-0 5-2
Kelsey Hall	8	38	Stetson-2	Mar 12		5	2	1	0-0	11-5 14-5
Ashleigh Mejia	6	6	UCF	Mar 14		5	2	0	0-0	0-0 3-0
Ashleigh Mejia	7	7	Arizona	Mar 21		6	0	2	0-0	0-6 1-6
Ashleigh Mejia	8	8	Arizona	Mar 23		3	1	1	0-0	0-0 3-2
Grace Molitor	2	2	Iowa State-2	Mar 28		1	1	2	2-1	4-0 18-4
Takyla Davis	2	2	Iowa State-2	Mar 28		5	0	2	3-0	13-4 18-4
Ashleigh Mejia	9	9	Iowa State-2	Mar 28		5	2	2	0-1	15-4 18-4
Ashleigh Mejia	10	10	Kansas	Apr 4		2	2	1	0-0	3-1 6-1
Ashleigh Mejia	11	11	Kansas	Apr 6		1	1	1	1-0	0-0 4-3
Kelsey Hall	9	39	Kansas	Apr 6		3	1	2	1-1	2-0 4-3
Ayden Allen	1	2	UTEP-1	Apr 9		1	2	1	0-0	2-0 8-0
Lillian Holtje	6	6	Utah	Apr 13	^!	5	0	0	1-0	3-1 7-1
Ashleigh Mejia	12	12	Utah	Apr 13		5	2	0	2-0	4-1 7-1
Takyla Davis	3	3	Baylor	Apr 17	^	3	0	0	0-0	0-0 5-0
Ashleigh Mejia	13	13	Baylor	Apr 18	^	2	0	0	2-1	0-2 4-2
Kelsey Hall	10	40	Baylor	Apr 18		2	1	0	0-0	1-2 4-2
AJ Murphy	4	15	Baylor	Apr 19	^	2	0	0	1-1	2-1 3-12

% - Leadoff Game ^ - Leadoff Inning # - Walkoff ! - Pinch Hit \$ - Back-to-Back

HOME RUN BREAKDOWN

	ASU	Opp
Home	39	19
Road	9	4
Conference	19	12
Non-Conference	29	11
ASU Leading	20	6
ASU Trailing	15	13
Tied	13	4
Go-Ahead	15	5
February	23	6
March	15	10
April	10	7
May	0	0
1st Inning	8	0
2nd Inning	7	1
3rd Inning	8	5
4th Inning	6	3
5th Inning	11	8
6th Inning	5	3
7th Inning	3	2
Extra-Innings	0	1
vs. LHP	12	0
vs. RHP	36	23
With 0 Outs	24	7
With 1 Out	14	11
With 2 Outs	10	5
Back-to-Back	1	1
Pinch-Hit	3	0
Walk-Off	0	0
Leadoff Game	2	0
Leadoff Inning	12	6

INDIVIDUAL HR BREAKDOWN

2025	1R	2R	3R	GS	TOT
Ashleigh Mejia	5	2	6		13
Kelsey Hall	1	6	3		10
Lillian Holtje	4	2			6
Tiare Ho-Ching	3	1			4
AJ Murphy	3	1			4
Takyla Davis	2	1			3
Tanya Windle	3				3
Grace Molitor	1	1			2
Ayden Allen	1	1			1
Nehanda Lewis	1				1
Samantha Swan	1				1

CAREER	'20	'21	'22	'23	'24	'25	TOT
Hall	0	0	13	11	6	10	40
Murphy			2	5	4	4	15
Mejia						13	13
Windle				4	1	3	8
Holtje						6	6
Swan					4	1	5
Ho-Ching						4	4
Davis						3	3
Allen				0	1	1	2
Molitor						2	2
Acuña				0	1	0	1
Lewis				0		1	1



HEROICS

COME FROM BEHIND WINS (10)

DATE	OPPONENT	LARGEST DEFICIT	LATEST DEFICIT	FINAL
Feb. 7	Miami (OH)	5-0 Mid 2	7-5 Mid 5	(5) 15-7
Feb. 9	California	4-0 Mid 3	4-3 Mid 5	6-4
Feb. 13	Oregon	1-0 Mid 1	1-0 Mid 3	(8) 4-3
Feb. 16	Utah Valley	3-0 Mid 2	3-0 Mid 6	4-3
Feb. 22	Portland State	3-0 Mid 1	3-0 Mid 1	10-3
Feb. 27	Oregon State	2-0 Mid 1	2-0 Mid 4	9-2
Feb. 28	Seattle U	4-0 Mid 3	6-5 Mid 8	(9) 7-6
Mar. 8	BYU*	1-0 Mid 1	4-3 Mid 7	(8) 5-4
Apr. 4	Kansas*	1-0 Mid 1	1-0 Mid 1	6-1
Apr. 11	at Utah*	2-1 End 2	2-1 End 2	7-2
Apr. 18	Baylor*	2-0 Mid 1	2-0 Mid 2	4-2

LAST AT-BAT WINS (8)

DATE	OPPONENT	#-WALKOFF \$-GAME-ENDING HIT ENTERING LAST AB	FINAL
Feb. 7	Miami (OH)	5-7 Mid 5	\$ (5) 15-7
Feb. 13	Oregon	3-3 Mid 8	# (8) 4-3
Feb. 14	Weber State	8-0 Mid 4	(5) 11-0
Feb. 16	Utah Valley	0-3 Mid 6	4-3
Feb. 28	Yale	5-0 Mid 4	(5) 9-1
Mar. 6	BYU*	0-0 Mid 6	1-0
Mar. 8	BYU*	4-4 Mid 8	# (8) 5-4
Mar. 12	at Stetson-2	10-5 End 4	(5) 14-5

LATE-INNING PRESSURE SITUATION

Late-inning pressure situations are defined as any at-bat in the fifth inning or later where the batter's team trails by three runs or fewer, is tied or is ahead by only one run. If the bases are loaded and the batting team trails by four runs, this also counts as a late-inning pressure situation.

PLAYER	H-AB	AVG	OPS	HR	RBI	K
Nehanda Lewis	4-8	.500	1.125	0	0	0
Samantha Swan	7-16	.438	1.151	0	1	0
Tiare Ho-Ching	10-25	.400	1.023	1	5	2
Ashleigh Mejia	8-25	.320	1.066	3	10	1
Tanya Windle	7-26	.269	.719	1	5	3
Kelsey Hall	5-20	.250	.568	0	0	5
Sydney Saenz	1-4	.250	.500	0	1	1
Yannixa Acuña	3-15	.200	.400	0	1	2
Lillian Holtje	3-16	.188	1.066	3	4	2
Takyla Davis	2-11	.182	.582	0	0	2
Ayden Allen	2-12	.167	.333	0	0	2
AJ Murphy	1-10	.100	.282	0	0	2
Jolee Benson	0-0	.000	.000	0	0	0
Maddie Okano	0-0	.000	.000	0	0	0
Grace Molitor	0-5	.000	.167	0	0	1
Totals	53-193	.275	.774	8	27	23

BIG INNINGS (4+ Runs Scored)

DATE	OPPONENT	INN	PA	R	H	E	LOB	FINAL
Feb. 7	Miami (OH)	B5	14	10	5	4	2	15-7
Feb. 14	Weber State	B2	8	4	5	0	1	11-0 (5)
Feb. 16	Utah Valley	B6	7	4	3	0	0	4-3
Feb. 21	California Baptist	B6	12	6	8	0	3	8-1
Feb. 22	Portland State	B1	11	8	4	2	0	10-3
Feb. 27	Oregon State	B5	10	7	6	1	0	9-2
Feb. 28	Yale	B4	8	4	5	1	1	9-1 (5)
March 1	UTEP	B3	10	5	5	0	2	11-4
March 12	at Stetson-2	T1	12	8	6	1	1	14-5 (5)
March 16	at UCF	T4	10	4	4	0	3	7-4
March 28	at Iowa State-2	T1	10	6	5	2	1	18-4
March 28	at Iowa State-2	T5	8	5	4	0	0	18-4
April 9	at UTEP-1	T1	9	5	4	0	1	8-0 (6)
April 11	at Utah	T6	9	5	4	2	1	7-2
April 13	at Utah	T5	8	4	5	0	1	7-1



LAST 10 GAMES BATTING LOGS

PLAYER	4/6 Kansas	4/9 at UTEP-1	4/9 at UTEP-2	4/11 at Utah	4/12 at Utah	4/13 at Utah	4/15 GCU	4/17 Baylor	4/18 Baylor	4/19 Baylor
Yannixa Acuña	o1o	311o	1oc1	owo1	w11c	ko1e	kco	11ow	dob	1o
Ayden Allen	o1o	4Fo	obo	b2kk	ooo	1cc1	wo1	oo2	wo1	wd1
Jolee Benson										o
Takyla Davis	oo	ko	o1	oow	oo	kb	ow	4o	b	
Kelsey Hall	o41	1ko	oeoo	woe	oFo	wooo	oc1	ookk	4k1	koc
Tiare Ho-Ching	wok	w3oe	1o1w	oho1	ok11	oo11	o1ok	oeo2	ho1	wk
Lillian Holtje	o	e	o		o	4	o		o	2
Nehanda Lewis		o	1eo		o	o				k
Ashleigh Mejia	4co	owwF	1k2k	oooo	22dc	o24o	owo	ook	4oo	2w
Grace Molitor			k1	o	kk					o
AJ Murphy	1o	Fko	1	1oko		dok	1o1	o1w	Co	4ow
Maddie Okano										o
Sydney Saenz		o	o					k		kk
Samantha Swan	koo	1oo	oo	1o11	oc1	2dc	ooo	1oo	oew	o1o
Tanya Windle	oo	wo		o11w	11o	111o	ooo	o11	o1o	bo

KEY: 1-Single, 2-Double, 3-Triple, 4-Home Run, o-Out, k-Strikeout, w-Walk, W-Int. Walk h-HBP, e-Reached on error, b-SacBunt, F-SacFly, c-Fielder's Choice, C-Catchers Int., d-double play **NOTE:** Read left-to-right for first-to-last AB.

BATTING SIUTATIONAL STASTICS

vs. LEFT HAND PITCHING	H	AB	AVG
Sun Devils	63	198	.318
Opponents	0	0	---

vs. RIGHT HAND PITCHING	H	AB	AVG
Sun Devils	334	1078	.310
Opponents	326	1290	.253

WITH BASES EMPTY	H	AB	AVG
Sun Devils	199	625	.318
Opponents	161	646	.249

WITH RUNNERS ON BASE	H	AB	AVG
Sun Devils	198	651	.304
Opponents	165	644	.256

WITH RISP	H	AB	AVG
Sun Devils	122	393	.310
Opponents	104	384	.271

	2OUT RBI	ADV OUT	LOB	RCH ERR	RCH FC	KL	FLY OUT	GND OUT	FLY/ GND
Sun Devils	70	118	293	31	55	39	366	362	1.01
Opponents	62	103	300	29	51	72	221	377	0.59

WITH BASES LOADED	H	AB	AVG
Sun Devils	6	40	.150
Opponents	15	49	.306

WITH 2 OUTS	H	AB	AVG
Sun Devils	104	397	.262
Opponents	107	432	.248

AS LEADOFF	RCH	OPS	PCT
Sun Devils	129	318	.406
Opponents	122	327	.373

WITH 3RD & LT 2 OUT	RBI	OPS	PCT
Sun Devils	70	118	.593
Opponents	43	83	.518

ADVANCING RUNNERS	ADV	OPS	PCT
Sun Devils	351	721	.487
Opponents	322	723	.445

TOUGHEST TO STRIKEOUT

PLAYER	SO	AB	AB/K
Samantha Swan	6	134	22.33
Ayden Allen	6	83	13.83
Tanya Windle	13	154	11.85
AJ Murphy	8	93	11.63
Tiare Ho-Ching	14	149	10.64
Yannixa Acuña	9	91	10.11
Nehanda Lewis	8	61	7.63
Ashleigh Mejia	18	137	7.61
Lillian Holtje	10	69	6.90
Kelsey Hall	25	151	6.04
Takyla Davis	22	95	4.32
Jolee Benson	0	4	4.00
Grace Molitor	10	35	3.50
Sydney Saenz	7	18	2.57
Maddie Okano	0	2	2.00
TEAM	156	1,276	8.18

STOLEN BASES

PLAYER	SB	ATT	PCT
Tiare Ho-Ching	9	13	69.2%
Yannixa Acuña	8	9	88.9%
Grace Molitor	7	7	100.0%
Samantha Swan	6	6	100.0%
Tanya Windle	5	7	71.4%
Takyla Davis	4	8	50.0%
Nehanda Lewis	4	6	66.7%
Kelsey Hall	2	3	66.7%
Ashleigh Mejia	1	4	25.0%
Lillian Holtje	1	1	100.0%
AJ Murphy	1	1	100.0%
Sydney Saenz	1	1	100.0%
TEAM	49	66	74.2%



TEAM FIELDING

POS	FLD%	C	PO	A	E	DP
p	.987	77	6	70	1	1
c	.985	397	363	28	6	1
1b	.991	350	334	13	3	10
2b	.970	198	94	98	6	8
3b	.927	124	29	86	9	3
ss	.909	154	49	91	14	8
of	.948	134	116	11	7	0

OUTFIELD ASSISTS

PLAYER	2025	CAREER
Yannixa Acuña	5	8
Tanya Windle	2	4
Kelsey Hall		3
Ashleigh Mejia	3	3
Samantha Swan		2
Nehanda Lewis	1	1

SUN DEVILS IN THE FIELD

POS	PLAYER	FLD%	C	PO	A	E	DP
p	Kenzie Brown	1.000	17	1	16	0	0
p	Julianne Tipton	1.000	14	1	13	0	0
p	Cambree Creager	1.000	7	2	5	0	1
p	Meika Lauppe	.974	39	2	36	1	0
c	Sydney Saenz	1.000	22	20	2	0	0
c	Samantha Swan	.984	375	343	26	6	1
1b	Ayden Allen	.995	201	191	9	1	8
1b	Lillian Holtje	.987	149	143	4	2	2
2b	Sydney Saenz	1.000	1	1	0	0	0
2b	Tiare Ho-Ching	.970	197	93	98	6	8
3b	AJ Murphy	1.000	8	4	4	0	1
3b	Sydney Saenz	1.000	1	1	0	0	0
3b	Takyla Davis	.929	113	24	81	8	2
3b	Grace Molitor	.500	2	0	1	1	0
ss	AJ Murphy	.970	99	36	60	3	5
ss	Grace Molitor	.800	55	13	31	11	3
of	Tanya Windle	.977	43	40	2	1	0
of	Nehanda Lewis	.952	21	19	1	1	0
of	Ashleigh Mejia	.933	45	39	3	3	0
of	Yannixa Acuña	.920	25	18	5	2	0

GAMES STARTED

PLAYER	2025 BY LINEUP									2025 BY POSITION									CAREER BY SEASON							
	1st	2nd	3rd	4th	5th	6th	7th	8th	9th	p	c	1b	2b	3b	ss	lf	cf	rf	dp	'20	'21	'22	'23	'24	'25	career
Kelsey Hall		20	11	16		2													49	23	3	38	35	49	49	197
AJ Murphy					4	3	3	28	1					5	34							52	52	29	39	172
Tanya Windle	18	1	2	15	3	8	1									17	31						53	46	48	147
Samantha Swan			7	5	4			32			48													24	48	72
Yannixa Acuña		10	1		5	15		1	1							15	18						0	24	33	57
Tiare Ho-Ching	31	10	1	4					3				49												49	49
Ashleigh Mejia		8	16	9	10	4										3		44							47	47
Takyla Davis							1	8	34					43											43	43
Ayden Allen					16	8	3	2				29											0	5	29	34
Kenzie Brown										15												9	4		15	28
Meika Lauppe										21														1	21	22
Lillian Holtje			11		3	6						20													20	20
Nehanda Lewis					4	3	9	2	1							14		5					0		19	19
Grace Molitor								7	9					1	15										16	16
Cambree Creager										8															8	8
Julianne Tipton										5															5	5
Sydney Saenz								1			1												2	1	1	4
Jolee Benson																							1		0	1



SUN DEVIL HITTERS

**YANNIXA ACUNA**

Outfielder • Junior • 5-4 • L/R
Tucson, Ariz. • Salpointe Catholic

21

2025				
.330 AVG	.766 OPS	0 HR	11 RBI	
CAREER				
.364 AVG	.862 OPS	1 HR	23 RBI	
GCU/Baylor	3-10 .664 OPS	0 HR	0 RBI	
ASU Last 10	13-31 .955 OPS	0 HR	4 RBI	
Current Streak		1 game (1-2)		



Returned to action for the first time since March 15, 2024, when she entered as a pinch runner against Maryland (Feb. 6) ... Went 2-for-2 with a triple and three RBIs in first plate appearances of the season against Oregon State on Feb. 27 ... Has a hit in 12 of the past 15 games ... Recorded multiple hits three times in last six outings, including three in the first game at UTEP.

**AYDEN ALLEN**

Infielder • Junior • 5-10 • R/R
Prosper, Texas • Prosper • Houston

4

2025				
.277 AVG	.721 OPS	1 HR	15 RBI	
CAREER				
.257 AVG	.699 OPS	2 HR	17 RBI	
GCU/Baylor	4-9 1.139 OPS	0 HR	1 RBI	
ASU Last 10	9-26 .938 OPS	1 HR	5 RBI	
Current Streak		5 games (6-13; 2B 2 RBI)		



Drove in two runs and had her first multi-hit game of the season against California on February 9 ... Tallied two hits in consecutive games with UCF and UNLV ... Has four multi-hit games ... Recorded multiple RBIs in a game four times ... Hit first home run of the season during game one of the UTEP doubleheader ... Current five-game hitting streak is longest of her career ... Has a hit in nine of the last 12 games.

**JOLEE BENSON**

Outfielder • Sophomore • 5-8 • R/R
Gilbert, Ariz. • Gilbert • BYU / Chandler-Gilbert CC

40

2025				
.000 AVG	.000 OPS	0 HR	0 RBI	
CAREER				
.214 AVG	.552 OPS	0 HR	0 RBI	
GCU/Baylor	0-1 .000 OPS	0 HR	0 RBI	
ASU Last 10	0-1 .000 OPS	0 HR	0 RBI	
Current Streak		0-8 (6 games)		



Joins the Sun Devils after spending last season at Chandler-Gilbert Community College ... started her career at BYU where she was 3-for-10 with a double in six games played ... Made her Sun Devil debut on February 14th against Weber State.

**KATIE CHESTER**

Infielder • Junior • 5-9 • R/R
Liberty, Mo. • Liberty North • Missouri

12

2025				
-- AVG	-- OPS	-- HR	-- RBI	
CAREER				
.214 AVG	.619 OPS	7 HR	40 RBI	
GCU/Baylor	-- -- OPS	- HR	- RBI	
ASU Last 10	-- -- OPS	- HR	- RBI	
Current Streak		0-15 (10 games)		



Missouri transfer is expected to miss the entire 2025 season with an injury ... played in 109 games for the Tigers the past two seasons ... totaled 28 hits (.239) with six runs, five doubles, four home runs and 29 RBI last season ... led the Tiger freshmen in 2023, batting .190 with 23 hits, nine runs, five doubles, three home runs, and 11 RBI ... added a slugging percentage of .306 and on-base percentage of .274.

**TAKYLA DAVIS**

Infielder • Freshman • 5-6 • R/R
Georgetown, Del. • Sussex Central

20

2025				
.253 AVG	.729 OPS	3 HR	15 RBI	
CAREER				
.253 AVG	.729 OPS	3 HR	15 RBI	
GCU/Baylor	1-3 1.833 OPS	1 HR	1 RBI	
ASU Last 10	2-14 .607 OPS	1 HR	1 RBI	
Current Streak		1 game (1-2; HR, RBI)		



Earned her first start as a Freshman in the final game of the Kajikawa Classic against California ... Recorded her first hit by way of a two-run homer in the second outing against Miami ... Entered conference play riding 7-game hitting streak ... Had RBI and two runs scored during finale of UCF series ... Homered in second game of Iowa State series ... Hit solo home run in game one of Baylor series.

**KELSEY HALL**

Outfielder • Graduate • 5-7 • R/R
Sacramento, Calif. • Bella Vista • Boise State

38

2025				
.338 AVG	.973 OPS	10 HR	47 RBI	
CAREER				
.339 AVG	1.051 OPS	40 HR	159 RBI	
GCU/Baylor	3-13 .693 OPS	1 HR	3 RBI	
ASU Last 10	6-30 .642 OPS	2 HR	8 RBI	
Current Streak		0-3 (1 game)		



Started season opener after tearing her ACL on May 5 ... Homered in three straight games in February ... Hit a home run in the final two games of the BYU series ... Has recorded 17 multi-hit games, including a pair of games with three hits ... Leads the team with 14 multi-RBI games, including a 5 RBI performance in the second game at Stetson.



SUN DEVIL HITTERS



TIARE HO-CHING

18

Infielder • Freshman • 5-6 • R/R
Long Beach, Calif. • Long Beach Polytechnic

2025				
.349 AVG	.957 OPS	4 HR	24 RBI	
CAREER				
.349 AVG	.957 OPS	4 HR	24 RBI	
GCU/Baylor	3-11 .749 OPS	0 HR	0 RBI	
ASU Last 10	11-30 .939 OPS	0 HR	2 RBI	
Current Streak	0-1; BB (1 game)			



Named to D1 Softball and Softball America Freshman Watch Lists ... Opened her freshman debut, hitting a double and a home run with four RBIs versus Maryland ... Hit the go-ahead home run in the sixth inning of a 1-0 win over BYU ... Homered to lead-off the first inning of game one at Stetson ... Has a hit in 16 of the last 18 games ... Has five multi-hit games during that span.



LILLIAN HOLTJE


71

Catcher • Freshman • 5-7 • R/R
Lutz, Fla. • Hillsborough Virtual School

2025				
.232 AVG	.928 OPS	6 HR	13 RBI	
CAREER				
.232 AVG	.928 OPS	6 HR	13 RBI	
GCU/Baylor	1-3 1.000 OPS	0 HR	0 RBI	
ASU Last 10	2-8 1.000 OPS	1 HR	1 RBI	
Current Streak	1 game (1-1; 2B)			



Has three home runs as a pinch hitter ... Entered as a pinch hitter and hit a go-ahead home run against California on Feb. 9 ... Reached base in eight straight plate appearances during games against Seattle, Yale, and UTEP ... Has a pair of multi-hit games, including a 3-for-4 performance against Portland State on Feb. 22 ... Delivered a pinch-hit home run in the series finale at Utah.



NEHANDA LEWIS

0

Infielder • Sophomore • 5-4 • R/R
Land O' Lakes, Fla. • Land O' Lakes • UCF

2025				
.279 AVG	.707 OPS	1 HR	8 RBI	
CAREER				
.262 AVG	.666 OPS	1 HR	8 RBI	
GCU/Baylor	0-1 .000 OPS	0 HR	0 RBI	
ASU Last 10	1-7 .286 OPS	0 HR	1 RBI	
Current Streak	0-3 (3 games)			



Started all four games of the Kajikawa Classic while making her ASU debut ... Notched an impressive .500/.500/.545 during the Kajikawa Classic while adding her first RBI of the season against Miami (OH) on Feb. 7 ... Went 2-for-2 with four RBIs and first career home run against Weber State on Feb. 14 ... Notched a pinch-hit single in the series finale with BYU ... Picked up single and RBI in game two at UTEP.



ASHLEIGH MEJIA

24

Outfielder • Freshman • 5-4 • L/R
Corona, Calif. • Santiago

2025				
.285 AVG	1.003 OPS	13 HR	43 RBI	
CAREER				
.285 AVG	1.003 OPS	13 HR	43 RBI	
GCU/Baylor	2-9 1.031 OPS	1 HR	4 RBI	
ASU Last 10	9-29 1.175 OPS	3 HR	15 RBI	
Current Streak	2 games (2-4; 2B, HR, 4 RBI)			



Made her Sun Devil debut and started all four games of the Kajikawa Classic ... Recorded her first career hit with RBI double against Miami on Feb. 7 ... Hit first career home run against Utah Valley ... Hit go-ahead 3-run homer in game one of UCF series ... Two-run home run against Arizona on March 23 gave team the lead ... Has a hit in 11 of the last 15 games ... Recorded seven multi-RBI games since March 23.



GRACE MOLITOR

2

Infielder • Freshman • 5-5 • R/R
Marthasville, Mo. • Washington

2025				
.257 AVG	.779 OPS	2 HR	3 RBI	
CAREER				
.257 AVG	.779 OPS	2 HR	3 RBI	
GCU/Baylor	0-1 .000 OPS	0 HR	0 RBI	
ASU Last 10	1-6 .334 OPS	0 HR	0 RBI	
Current Streak	0-4 (3 games)			



Mid-year high school transfer started season's first 12 games at shortstop ... Delivered first NCAA hit with a one-out single against Miami on Feb. 8 ... Hit her first collegiate home run in the same game, topping off a 3-for-3 day at the plate ... Recorded her first two stolen bases during the Littlewood Classic ... Homered in game two of the Iowa State series.



AJ MURPHY

5

Utility • Senior • 5-11 • R/R
Goodyear, Ariz. • Millennium • San Diego State


2025				
.366 AVG	.939 OPS	4 HR	18 RBI	
CAREER				
.301 AVG	.768 OPS	15 HR	90 RBI	
GCU/Baylor	4-8 1.475 OPS	1 HR	1 RBI	
ASU Last 10	7-20 .891 OPS	1 HR	2 RBI	
Current Streak	1 game (1-2; HR, RBI)			



The San Diego State transfer had a single and RBI in her ASU debut against Maryland on Feb. 6 ... Hit two home runs – her first career multi-homer game – and drove in four to spark the rally against Miami on Feb. 7 ... Had two hits and two RBIs in second game at Stetson ... Finished 3-for-3 in first game of UCF series ... Has a hit in 10 of the past 15 games, including a homer against Baylor on Sunday.



SUN DEVIL HITTERS

**MADDIE OKANO**Infielder • Sophomore • 5-7 • R/R
Gilbert, Ariz. • Gilbert • UT Tyler**17**

2025				
.000 AVG	.000 OPS	0 HR	0 RBI	
CAREER				
.000 AVG	.000 OPS	0 HR	0 RBI	
GCU/Baylor	0-1 .000 OPS	0 HR	0 RBI	
ASU Last 10	0-1 .000 OPS	0 HR	0 RBI	
Current Streak		0-2 (2 games)		



Appeared in 35 games as a freshman for UT Tyler in 2024, including 16 starts ... batted .245 with a .321 slugging percentage and .368 on-base percentage ... recorded three extra-base hits and 17 RBI ... Has appeared in seven games, mostly as a pinch runner, and scored one run ... Had first ASU at-bat against Weber State on Feb. 14.

**SAMANTHA SWAN**Catcher • Sophomore • 5-3 • R/R
Georgetown, Texas • Georgetown**32**

2025				
.313 AVG	.784 OPS	1 HR	16 RBI	
CAREER				
.279 AVG	.735 OPS	5 HR	28 RBI	
GCU/Baylor	2-11 .432 OPS	0 HR	1 RBI	
ASU Last 10	8-29 .610 OPS	0 HR	5 RBI	
Current Streak		1 game (1-3)		



Started 48 of 49 games behind the plate ... Has posted nine multi-hit games, including three straight against OSU, SU, and Yale ... Has team-best four games with 3-plus hits ... Went 3-for-4 in the comeback win over Miami ... Had five hits and drove in four runs during the Utah series ... Tied for the team lead with 12 doubles.

**SYDNEY SAENZ**Utility • Junior • 5-6 • R/R
El Paso, Texas • Americas • Oregon State**14**

2025				
.111 AVG	.269 OPS	0 HR	2 RBI	
CAREER				
.069 AVG	.225 OPS	0 HR	2 RBI	
GCU/Baylor	0-3 .000 OPS	0 HR	0 RBI	
ASU Last 10	0-5 .000 OPS	0 HR	0 RBI	
Current Streak		0-10 (8 games)		



Appeared in two games of the Kajikawa Classic as a pinch hitter after transferring from Oregon State ... Recorded her first run of the season as a pinch runner vs Weber State in the Littlewood Classic ... Tallied first career hit and RBI in the win over Cal Baptist on Feb 21 ... Picked up RBI single and scored a run against UTEP on March 1.

**TANYA WINDLE**Outfielder • Junior • 5-6 • L/R
Peoria, Ariz. • Cactus • Utah Tech**44**

2025				
.377 AVG	.965 OPS	3 HR	30 RBI	
CAREER				
.395 AVG	1.010 OPS	8 HR	78 RBI	
GCU/Baylor	3-10 .600 OPS	0 HR	1 RBI	
ASU Last 10	10-23 .915 OPS	0 HR	1 RBI	
Current Streak		0-1 (1 game)		



Became the first Sun Devil since at least 2000 – when records are available – to hit a home run leading off the season opener ... Also homered against Cal to give her more home runs than all of 2024 ... Had 22 hits during 12-game hitting streak from Feb. 27-Mar. 14 ... Second on the team with 18 extra-base hits, including team-best three triples.

**CORIE SHULL**Utility • Freshman • 5-6 • R/R
Queen Creek, Ariz. • Queen Creek**19**

2025				
-- AVG	-- OPS	-- HR	-- RBI	
CAREER				
-- AVG	-- OPS	-- HR	-- RBI	
GCU/Baylor	-- -- OPS	- HR	- RBI	
ASU Last 10	-- -- OPS	- HR	- RBI	
Current Streak		--		



Expected to miss the entire 2025 season ... Batted .431 with 47 hits and 26 RBIs as a senior for Queen Creek ... added 14 doubles, one triple and five home runs ... finished high school with .408 batting average, 111 hits, 27 doubles and 53 RBIs ... recorded 73 strikeouts in 55.1 innings in the circle during senior season ... totaled 233 strikeouts in 181.2 innings in four seasons of high school action.



SCORELESS INNINGS

SCORELESS INNINGS	2025	Career
Kenzie Brown	115	192
Cambree Creager	21	21
Meika Lauppe	70	86
Julianne Tipton	27	27
TOTAL	233	326

CONSECUTIVE	Active	2025	Career
Kenzie Brown	0.0	16.2	16.2
Cambree Creager	0.0	5.2	5.2
Meika Lauppe	0.0	11.2	11.2
Julianne Tipton	0.0	7.2	7.2

PERFECT INNINGS	2025	Career
Kenzie Brown	48	73
Cambree Creager	5	5
Meika Lauppe	30	32
Julianne Tipton	13	13
TOTAL	96	123

STRIKEOUTS

PITCHER	K	K%	KL	KL%
Brown	237	41.2%	42	17.7%
Creager	20	10.0%	5	25.0%
Lauppe	75	16.1%	18	24.0%
Tipton	32	14.1%	7	21.9%
TOTAL	364	24.8%	72	19.8%

IN THE CIRCLE

	ERA	WHIP	BAA	W-L	SHO	H	R	ER	BB	K	K/7
Starters	2.97	1.38	.259	20-12	5	219	114	91	76	246	8.03
Relievers	3.34	1.29	.235	13-4	--	107	68	52	34	118	7.58
BY MONTH	ERA	WHIP	BAA	W-L	SHO	H	R	ER	BB	K	K/7
February	3.16	1.21	.242	13-5	1	116	72	55	32	116	6.66
March	3.32	1.38	.245	11-7	2	113	69	57	53	142	8.28
April	2.47	1.39	.277	9-4	2	97	41	31	25	106	8.43
May											
BY LOCATION	ERA	WHIP	BAA	W-L	SHO	H	R	ER	BB	K	K/7
Home	3.01	1.31	.248	23-12	3	234	138	104	82	273	7.90
Away	3.09	1.36	.267	10-4	2	92	44	39	28	91	7.23
Neutral											
BY OPPONENT	ERA	WHIP	BAA	W-L	SHO	H	R	ER	BB	K	K/7
Arizona	3.33	1.67	.288	1-2	0	23	13	10	12	20	6.67
ASU Invitational	2.60	1.28	.244	5-1	0	40	20	16	15	55	8.95
Baylor	2.45	1.50	.279	2-1	1	24	14	7	6	24	8.40
BYU	2.86	1.45	.220	2-1	1	18	10	9	14	30	9.55
Grand Canyon	3.77	1.62	.333	0-2	0	18	7	7	3	8	4.31
Iowa State	4.53	1.53	.268	1-2	0	19	12	11	7	25	10.29
Kajikawa Classic	5.38	1.38	.264	3-1	0	29	24	20	7	33	8.88
Kansas	3.85	1.40	.263	2-1	0	21	12	11	7	33	11.55
Littlewood Classic	2.22	1.02	.213	4-2	1	34	22	13	8	33	5.63
Oklahoma State	2.00	1.29	.240	0-1	0	6	4	2	3	10	10.00
Stetson	4.08	1.33	.255	2-0	0	12	7	7	4	7	4.08
Sun Devil Classic	2.75	1.18	.238	3-1	0	25	14	11	8	20	5.00
Texas Tech											
UCF	3.98	1.47	.276	2-1	1	21	15	11	7	20	7.33
UNLV	1.00	0.43	.091	1-0	0	2	1	1	1	11	11.00
Utah	1.67	1.24	.253	3-0	0	20	5	5	6	18	6.00
UTEP	1.40	1.15	.256	3-0	1	20	6	4	3	28	9.80

INDIVIDUAL BREAKDOWN

STARTING PITCHERS *Stats are for starts only.*

PITCHER	GS	CG	SHO	IP	IP/S	TP/S	W/L	ERA	BAA	WHIP	BB/7	K/7	5+	QS	QS%	RS/7	AFTER LOSS	TEAM REC
Kenzie Brown	15	10	4	94.0	6.3	108.27	11-3	1.27	.169	0.98	2.68	11.84	13	13	87%	4.32	6-1	12-3
Cambree Creager	8	1	0	24.1	3.0	59.13	2-2	5.47	.361	2.05	3.16	4.32	1	1	13%	8.05	0-1	6-2
Meika Lauppe	21	4	1	82.0	3.9	64.14	6-6	3.33	.303	1.49	1.45	4.70	7	5	24%	5.29	2-1	12-9
Julianne Tipton	5	0	0	14.0	2.8	58.80	1-1	8.00	.317	2.21	6.00	8.50	1	1	20%	8.00	2-0	3-2
TOTALS	49	15	5	214.1	4.4	76.29	20-12	2.97	.259	1.38	2.48	8.03	22	20	41%	5.36	10-3	33-16

FROM THE BULLPEN *Stats are for relief appearances only.*

PITCHER	APP	IP	W-L	SV	HLD	ERA	BAA	WHIP	BB/7	K/7	FIRST BATTER FACED				INHERITED	
											RCH-PA	RCH%	K	K%	RI-LOB	LOB%
Kenzie Brown	15	44.1	6-2	4	0	1.11	.167	0.97	2.37	12.32	4-15	.250	8	50%	7-6	86%
Cambree Creager	7	13.0	0-1	0	0	10.23	.468	2.69	3.23	2.69	5-7	.625	1	13%	0-0	0%
Meika Lauppe	11	21.2	3-0	3	0	0.65	.154	0.65	0.65	6.46	4-11	.333	2	17%	13-9	69%
Julianne Tipton	17	30.0	4-1	0	0	5.60	.259	1.63	2.57	3.50	5-17	.278	1	6%	14-7	50%
TOTALS	50	109.0	13-4	7	0	3.34	.235	1.29	2.18	7.58	18-50	.360	12	24%	34-22	65%



SUN DEVIL PITCHERS



KENZIE BROWN

Pitcher • Senior • 5-11 • L/R
Lake City, Ill. • ALAH • Tulsa

10

2025		
1.19 ERA	0.96 WHIP	17-5 W-L
.168 BAA	11.79 K/7	2.54 BB/7
CAREER		
3.17 ERA	1.37 WHIP	30-14 W-L
.219 BAA	9.37 K/7	3.90 BB/7
5+ Strikeouts	22 SEASON	26 CAREER
4 IP & 2 ER of less	16 SEASON	20 CAREER



Returned to action after missing the 2024 season with an injury by appearing in three games of Kajikawa Classic ... Struck out the first five batters she faced, and six overall, in earning the save against Maryland ... Tallied 13 strikeouts in 5.2 innings of relief against Oregon State on Feb. 27 ... Made first start of the season against Utah State on March 1 and struck out 12 for seventh win of the year ... Tied ASU record for 7-inning game with 18 strikeouts in 1-0 win over BYU on March 6 ... Recorded double-digit strikeouts nine times ... First Sun Devil since 2018 with double-digit strikeout appearances multiple times ... Became 19th pitcher in ASU history with 200 strikeouts in a season at UTEP.

HIGHS & LOWS

SEASON		CAREER
7; (8x) Baylor (4/17/25)	Innings	7; (8x)Baylor (4/17/25)
2; BYU (3/6/25)	Low-Hit CG	1; Memphis (2/11/23)
6; (2x) Iowa State-1 (3/28/25)	Hits	8 (2x); Utah (4/7/23)
0; (4x) Baylor (4/17/25)	Low-Run CG	0 (5x); Baylor (4/17/25)
6; Baylor (4/19/25)	Runs	9; Wichita State (4/2/22)
3; (4x) Kansas (4/6/25)	Earned Runs	6 (3x); Utah (4/7/23)
5; Arizona (3/23/25)	Walks	5 (2x); Arizona (3/23/25)
18; BYU (3/6/25)	SOs	18; BYU (3/6/25)
137; Kansas (4/4/25)	Pitches	137; Kansas (4/4/25)
9; (2/22/25 - 3/18/25)	W-Streak	9; (2/22/25 - 3/18/25)

2025 BREAKDOWN

	H-AB	AVG
vs. Left	48-198	.242
vs. Right	36-301	.120
vs. Leadoff	46-139	.331
w/Runners	34-226	.150
w/Empty	50-273	.183
w/2-outs	33-174	.190
Fly/Ground	79/99	0.80

2025 APPEARANCES

DATE	OPPONENT	RESULT	DEC	G	GS	IP	H	R	ER	BB	SO	HR	NP	RS	W-L	SV	ERA	K7	RS7
2/6/25	Maryland	W 7-1	S	1	0	3.0	1	0	0	0	6	0	32	-	0-0	1	0.00	14.00	
2/8/25	Miami (OH)	L 4-12		1	0	3.1	2	2	1	0	8	1	56	-	0-0	1	1.11	15.47	
2/9/25	California	W 6-4	W	1	0	4.1	1	0	0	0	5	0	61	-	1-0	1	0.66	12.47	
2/13/25	Oregon	W 4-3		1	0	1.0	1	2	0	1	1	0	20	-	1-0	1	0.60	12.00	
2/15/25	Washington	W 4-1	W	1	0	4.0	3	0	0	0	7	0	52	-	2-0	1	0.45	12.06	
2/18/25	Grand Canyon	L 0-3	L	1	0	1.2	3	3	3	2	2	1	43	-	2-1	1	1.62	11.71	
2/21/25	California Baptist	W 8-1	S	1	0	3.0	3	1	1	1	1	0	37	-	2-1	2	1.72	10.33	
2/22/25	Portland State	W 10-3	W	1	0	4.0	0	0	0	2	5	0	59	-	3-1	2	1.44	10.07	
2/23/25	New Mexico State	W 5-1	W	1	0	4.0	1	0	0	0	6	0	44	-	4-1	2	1.24	10.13	
2/27/25	Oregon State	W 9-2	W	1	0	5.2	2	0	0	2	13	0	104	-	5-1	2	1.03	11.12	
2/28/25	Seattle U	W 7-6	W	1	0	2.0	2	1	0	0	4	0	27	-	6-1	2	0.97	11.28	
FEBRUARY				11	0	36.0	19	9	5	8	58	2	--	0	6-1	2	0.97	11.28	0.00
3/1/25	Utah State	W 4-1	W	1	1	7.0	4	1	1	3	12	0	123	4	7-1	2	0.98	11.40	4.00
3/6/25	BYU	W 1-0	W	1	1	7.0	2	0	0	4	18	0	131	1	8-1	2	0.84	12.32	2.50
3/8/25	BYU	W 5-4		1	1	6.2	4	4	3	4	8	1	125	3	8-1	2	1.11	11.86	2.71
3/14/25	UCF	W 3-0	W	1	1	7.0	3	0	0	2	10	0	122	3	9-1	2	0.99	11.65	2.78
3/16/25	UCF	W 7-4	W	1	1	7.0	6	4	0	1	9	0	104	7	10-1	2	0.89	11.39	3.63
3/18/25	UNLV	W 4-1	W	1	1	6.0	1	1	1	1	10	0	89	4	11-1	2	0.91	11.41	3.79
3/21/25	Arizona	L 1-6	L	1	1	3.1	4	4	1	4	4	1	74	0	11-2	2	0.96	11.29	3.50
3/23/25	Arizona	W 3-2	W	1	1	6.0	4	1	1	5	8	0	129	3	12-2	2	0.98	11.15	3.50
3/28/25	Iowa State-1	L 3-4	L	1	1	6.0	6	4	3	3	12	0	119	3	12-3	2	1.14	11.34	3.50
3/29/25	Iowa State	L 3-4		1	0	4.1	1	0	0	1	9	0	68	-	12-3	2	1.09	11.48	
MARCH				10	9	60.1	35	19	10	28	100	2	--	28	6-2	0	1.16	11.60	3.54
4/2/25	Oklahoma State	L 0-4	L	1	1	4.0	3	1	1	2	9	1	82	0	12-4	2	1.12	11.65	3.27
4/4/25	Kansas	W 6-1	W	1	1	7.0	4	1	1	2	16	0	137	6	13-4	2	1.11	11.93	3.55
4/6/25	Kansas	W 4-3	W	1	1	7.0	4	3	3	2	13	2	106	4	14-4	2	1.22	12.00	3.59
4/9/25	UTEP-1	W 8-0	W	1	1	6.0	3	0	0	0	12	0	76	8	15-4	2	1.16	12.10	4.03
4/11/25	Utah	W 7-2	W	1	1	7.0	5	2	2	0	9	0	107	7	16-4	2	1.21	11.93	4.26
4/12/25	Utah	W 3-2	S	1	0	2.2	1	0	0	4	4	0	62	0	16-4	3	1.18	11.90	
4/17/25	Baylor	W 5-0	W	1	1	7.0	3	0	0	3	9	0	100	5	17-4	3	1.12	11.75	4.32
4/18/25	Baylor	W 4-2	S	1	0	2.0	2	0	0	0	4	0	23	-	17-4	4	1.11	11.78	
4/19/25	Baylor	L 3-12	L	1	0	1.2	5	6	2	2	3	1	55	-	17-5	4	1.19	11.79	
APRIL				9	6	44.1	30	13	9	15	79	4	--	30	5-2	2	1.42	12.47	5.53
2025 TOTALS				30	15	140.2	84	41	24	51	237	8	--	58	17-5	4	1.19	11.79	4.32
CAREER				83	28	267.1	218	164	121	149	358	26			30-14	4	3.17	9.37	--



SUN DEVIL PITCHERS



CAMBREE CREAGER

Pitcher • Freshman • 5-11 • R/R
Georgetown, Texas • Georgetown

8

2025		
7.13 ERA	2.28 WHIP	2-3 W-L
.400 BAA	3.75 K/7	3.19 BB/7
CAREER		
7.13 ERA	2.28 WHIP	2-3 W-L
.400 BAA	3.75 K/7	3.19 BB/7
5+ Strikeouts	1 SEASON	1 CAREER
4 IP & 2 ER of less	2 SEASON	2 CAREER



Became the second freshman in three seasons to start the season opener when she took the circle against Maryland ... Held Maryland to one run on four hits to become the first ASU freshman to start and earn the win in the season opener since Dale Ryndak beat Creighton in 2015 ... Held No. 21 Oregon to just one run across her three innings of work on February 13th in the 4-3 win ... Threw 86 pitches against No. 3 Florida with two strikeouts ... Earned the complete game win against Yale on Feb. 28 after allowing one run with six strikeouts ... Threw two scoreless innings versus UTEP on March 1.

HIGHS & LOWS

SEASON		CAREER
5; Yale (2/28/25)	Innings	5; Yale (2/28/25)
7; Yale (2/28/25)	Low-Hit CG	7; Yale (2/28/25)
8; Florida (2/21/25)	Hits	8; Florida (2/21/25)
1; Yale (2/28/25)	Low-Run CG	1; Yale (2/28/25)
7; UCF (3/15/25)	Runs	7; UCF (3/15/25)
7; UCF (3/15/25)	Earned Runs	7; UCF (3/15/25)
4; Yale (2/28/25)	Walks	4; Yale (2/28/25)
6; Yale (2/28/25)	SOs	6; Yale (2/28/25)
103; Yale (2/28/25)	Pitches	103; Yale (2/28/25)
1; (2x) (2/8/25)	W-Streak	1; (2x) (2/8/25)

2025 BREAKDOWN

	H-AB	AVG
vs. Left	31-71	.437
vs. Right	37-99	.374
vs. Leadoff	20-37	.541
w/Runners	39-106	.368
w/Empty	29-64	.453
w/2-outs	16-48	.333
Fly/Ground	39/48	0.81

2025 APPEARANCES

DATE	OPPONENT	RESULT	DEC	G	GS	IP	H	R	ER	BB	SO	HR	NP	RS	W-L	SV	ERA	K7	RS7
2/6/25	Maryland	W 7-1	W	1	1	4.0	4	1	1	0	2	0	60	7	1-0	0	1.75	3.50	12.25
2/8/25	Miami (OH)	L 4-12		1	0	0.2	5	6	5	0	0	1	22	-	1-0	0	9.00	3.00	
2/9/25	California	W 6-4		1	1	2.1	2	2	2	2	2	0	42	0	1-0	0	8.00	4.00	7.74
2/13/25	Oregon	W 4-3		1	1	3.0	3	1	1	1	0	0	56	3	1-0	0	6.30	2.80	7.50
2/14/25	North Dakota	L 1-10	L	1	1	2.1	5	5	3	1	1	0	46	0	1-1	0	6.81	2.84	6.00
2/16/25	Utah Valley	W 4-3		1	1	1.2	4	3	3	1	2	0	31	0	1-1	0	7.50	3.50	5.25
2/21/25	Florida	L 1-9	L	1	1	4.0	8	5	4	2	2	1	86	0	1-2	0	7.39	3.50	4.04
2/28/25	Yale	W 9-1	W	1	1	5.0	7	1	1	4	6	0	103	9	2-2	0	6.09	4.57	5.96
FEBRUARY				8	7	23.0	38	24	20	11	15	2	--	19	2-2	0	6.09	4.57	6.21
3/1/25	UTEP	W 11-4		1	0	2.0	1	0	0	0	1	0	38	-	2-2	0	5.60	4.48	
3/2/25	Oregon State	L 3-6	L	1	0	3.2	5	3	2	1	2	1	58	-	2-3	0	5.37	4.40	
3/12/25	Stetson-2	W 14-5		1	1	2.0	6	4	4	0	0	0	49	9	2-3	0	5.93	4.11	8.05
3/15/25	UCF	L 11-0		1	0	2.1	6	7	7	2	0	1	56	-	2-3	0	7.00	3.82	
3/28/25	Iowa State-2	W 18-4		1	0	1.0	1	0	0	0	0	0	16	-	2-3	0	6.79	3.71	
MARCH				5	1	11.0	19	14	13	3	3	2	--	9	0-1	0	8.27	1.91	31.50
4/5/25	Kansas	L 0-8		1	0	1.2	5	3	3	2	0	1	41	-	2-3	0	7.07	3.53	
4/19/25	Baylor	L 3-12		1	0	1.2	6	2	2	1	2	0	40	-	2-3	0	7.13	3.75	
APRIL				2	0	3.1	11	5	5	3	2	1	--	0	0-0	0	10.50	4.20	0.00
2025 TOTALS				15	8	37.1	68	43	38	17	20	5	--	28	2-3	0	7.13	3.75	8.05



SUN DEVIL PITCHERS



MEIKA LAUPPE

Pitcher • Sophomore • 5-10 • R/R
Pleasant Grove, Calif. • East Nicolaus

27

2025		
2.71 ERA	1.29 WHIP	9-6 W-L
.278 BAA	4.95 K/7	1.25 BB/7
CAREER		
3.26 ERA	1.53 WHIP	11-7 W-L
.311 BAA	4.46 K/7	2.01 BB/7
5+ Strikeouts	3 SEASON	3 CAREER
4 IP & 2 ER of less	10 SEASON	12 CAREER



Appeared in two games in the Kajikawa Classic, recording 5.2 innings over one start and one relief appearance ... Earned the win in relief against Miami after allowing two runs (one earned) with four strikeouts in 3.2 innings ... Had a significant role in Littlewood Classic appearing in all six games including three starts for a total of 19.3 innings of action ... Has allowed two runs or fewer in 22 of 30 appearances ... Has surpassed her 2024 strikeout total ... Picked up sixth win of the season while throwing a career-high 124 pitches at UTEP ... Recorded two wins during the Utah series ... Has won three of last four decisions.

HIGHS & LOWS

SEASON		CAREER
7.1; Belmont (2/15/25)	Innings	7.1; Belmont (2/15/25)
2; Weber State (2/14/25)	Low-Hit CG	2; Weber State (2/14/25)
12; Grand Canyon (4/15/25)	Hits	12; Grand Canyon (4/15/25)
0; Weber State (2/14/25)	Low-Run CG	0; Weber State (2/14/25)
5; Arizona (3/22/25)	Runs	6 (2x); UCLA (5/4/24)
5; Arizona (3/22/25)	Earned Runs	6 (2x); UCLA (5/4/24)
2; (3x) UTEP-2 (4/9/25)	Walks	4; Stanford (4/6/24)
8; Weber State (2/14/25)	SOs	8; Weber State (2/14/25)
124; UTEP-2 (4/9/25)	Pitches	124; UTEP-2 (4/9/25)
3; (4/9/25 - 4/13/25)	W-Streak	3; (4/9/25 - 4/13/25)

2025 BREAKDOWN

	H-AB	AVG
vs. Left	50-170	.294
vs. Right	67-255	.263
vs. Leadoff	38-104	.365
w/Runners	59-209	.282
w/Empty	58-216	.269
w/2-outs	39-142	.275
Fly/Ground	67/163	0.41

2025 APPEARANCES

DATE	OPPONENT	RESULT	DEC	G	GS	IP	H	R	ER	BB	SO	HR	NP	RS	W-L	SV	ERA	K7	RS7
2/7/25	Miami (OH)	W 15-7	W	1	0	3.2	2	2	1	0	4	1	51	-	1-0	0	1.91	7.64	
2/8/25	Miami (OH)	L 4-12	L	1	1	2.0	4	3	3	1	1	0	53	1	1-1	0	4.94	6.18	3.50
2/13/25	Oregon	W 4-3	W	1	0	4.0	0	0	0	0	3	0	65	-	2-1	0	2.90	5.79	
2/14/25	Weber State	W 11-0	W	1	1	5.0	2	0	0	1	8	0	72	11	3-1	0	1.91	7.64	12.00
2/15/25	Washington	W 4-1		1	1	3.0	4	1	1	0	3	0	57	1	3-1	0	1.98	7.53	9.10
2/15/25	Belmont	L 1-5	L	1	1	7.1	5	4	1	1	3	0	80	1	3-2	0	1.68	6.16	5.65
2/16/25	Utah Valley	W 4-3	S	1	0	0.2	0	0	0	0	0	0	5	-	3-2	1	1.64	6.00	
2/18/25	Grand Canyon	L 0-3		1	1	4.1	3	0	0	0	2	0	52	0	3-2	1	1.40	5.60	4.52
2/21/25	California Baptist	W 8-1	W	1	1	4.0	2	0	0	0	2	0	43	2	4-2	1	1.24	5.35	4.36
2/22/25	Portland State	W 10-3		1	1	2.0	2	3	1	1	2	0	50	8	4-2	1	1.36	5.44	6.07
2/23/25	New Mexico State	W 5-1		1	1	3.0	4	1	1	1	1	0	43	3	4-2	1	1.44	5.21	6.16
2/27/25	Oregon State	W 9-2		1	1	1.1	3	2	2	1	0	0	29	0	4-2	1	1.74	5.03	5.91
2/28/25	Seattle U	W 7-6		1	1	2.2	5	4	4	0	1	0	44	0	4-2	1	2.28	4.88	5.45
FEBRUARY				13	10	43.0	36	20	14	6	30	1	--	27	4-2	1	2.28	4.88	5.64
3/2/25	Oregon State	L 3-6		1	0	0.1	0	0	0	0	0	0	3	-	4-2	1	2.26	4.85	
3/7/25	BYU	L 5-6	L	1	1	4.0	5	3	3	2	1	1	67	3	4-3	1	2.51	4.58	5.43
3/12/25	Stetson-1	W 5-2	W	1	0	4.0	1	0	0	0	6	0	47	-	5-3	1	2.32	5.05	
3/12/25	Stetson-2	W 14-5		1	0	1.2	1	0	0	0	1	0	23	-	5-3	1	2.25	5.02	
3/15/25	UCF	L 11-0		1	0	2.1	3	0	0	0	1	0	32	-	5-3	1	2.15	4.93	
3/18/25	UNLV	W 7-4	S	1	0	1.0	1	0	0	0	1	0	17	-	5-3	2	2.11	4.97	
3/21/25	Arizona	L 1-6		1	0	1.0	0	0	0	0	2	0	11	-	5-3	2	2.08	5.13	
3/22/25	Arizona	L 1-5	L	1	1	5.2	8	5	5	1	4	1	98	0	5-4	2	2.44	5.11	4.74
3/23/25	Arizona	W 3-2	S	1	0	1.0	2	1	1	1	1	0	22	-	5-4	3	2.52	5.14	
3/28/25	Iowa State-2	W 18-4		1	1	2.1	6	4	4	2	2	1	54	11	5-4	3	2.85	5.17	6.15
3/29/25	Iowa State	L 3-4		1	1	0.2	3	2	2	0	1	0	18	0	5-4	3	3.03	5.22	6.38
MARCH				11	4	24.0	30	15	15	6	20	3	--	14	1-2	2	4.38	5.83	8.52
4/2/25	Oklahoma State	L 0-4		1	0	2.0	2	2	0	1	1	0	36	-	5-4	3	2.94	5.17	
4/5/25	Kansas	L 0-8	L	1	1	4.0	4	1	0	1	4	0	67	0	5-5	3	2.78	5.27	5.86
4/9/25	UTEP-2	W 5-2	W	1	1	7.0	11	2	2	2	5	0	124	5	6-5	3	2.71	5.25	5.75
4/12/25	Utah	W 3-2	W	1	1	4.1	7	2	2	1	3	0	57	3	7-5	3	2.74	5.23	5.69
4/13/25	Utah	W 7-1	W	1	1	7.0	7	1	1	1	2	0	98	7	8-5	3	2.61	4.98	5.82
4/15/25	Grand Canyon	L 0-4	L	1	1	7.0	12	4	4	1	4	1	115	0	8-6	3	2.71	4.91	5.27
4/18/25	Baylor	W 4-2	W	1	1	5.0	3	2	1	0	3	0	72	3	9-6	3	2.64	4.88	5.21
4/19/25	Baylor	L 3-12		1	1	2.2	6	4	2	0	3	0	54	3	9-6	3	2.71	4.95	5.29
APRIL				8	7	39.0	52	18	12	7	25	1	--	21	4-2	0	2.15	4.49	4.05
2025 TOTALS				32	21	106.0	118	53	41	19	75	5	--	62	9-6	3	2.71	4.95	5.29
CAREER				49	22	146.0	182	94	68	42	93	9		75	11-7	3	3.26	4.46	6.03



SUN DEVIL PITCHERS



JULIANNE TIPTON

Pitcher • Freshman • 5-7 • R/R
Mount Carmel, Tenn. • Dobyns Bennett

8

2025		
6.04 ERA	1.73 WHIP	5-2 W-L
.275 BAA	4.83 K/7	3.47 BB/7
CAREER		
6.04 ERA	1.73 WHIP	5-2 W-L
.275 BAA	4.83 K/7	3.47 BB/7
5+ Strikeouts	1 SEASON	1 CAREER
4 IP & 2 ER of less	2 SEASON	2 CAREER



Made her ASU debut as the starter against Miami on February 7 ... Made three appearances during the Kajikawa Classic and worked 2.2 innings ... Finished with five strikeouts ... Saw action in three relief appearances in the Littlewood Classic ... Secured her first career win in a clutch performance vs Utah Valley on February 16 ... Allowed just one hit in 4.2 innings in the 4-3 comeback victory ... Limited Seattle U to one run on three hits over 4.1 relief innings on Feb. 28 ... Became the first ASU freshman with double-digit strikeouts in a game since Alyssa Loza in 2017 with 10 strikeouts in a win over UTEP on March 1 ... Added her third win working the final 1.1 innings in the series finale with BYU ... Had the win in game two at Iowa State.

HIGHS & LOWS

SEASON	CAREER
5; UTEP (3/1/25)	5; UTEP (3/1/25)
--	--
6; (2x) BYU (3/7/25)	6; (2x) BYU (3/7/25)
--	--
5; (2x) North Dakota (2/14/25)	5; (2x) North Dakota (2/14/25)
5; Miami (OH) (2/7/25)	5; Miami (OH) (2/7/25)
3; (4x) Stetson-1 (3/12/25)	3; (4x) Stetson-1 (3/12/25)
10; UTEP (3/1/25)	10; UTEP (3/1/25)
102; UTEP (3/1/25)	102; UTEP (3/1/25)
4; (2/16/25 - 3/12/25)	4; (2/16/25 - 3/12/25)

2025 BREAKDOWN

	H-AB	AVG
vs. Left	21-58	.362
vs. Right	36-138	.261
vs. Leadoff	18-47	.383
w/Runners	33-103	.320
w/Empty	24-93	.258
w/2-outs	19-68	.279
Fly/Ground	36/67	0.54

2025 APPEARANCES

DATE	OPPONENT	RESULT	DEC	G	GS	IP	H	R	ER	BB	SO	HR	NP	RS	W-L	SV	ERA	K7	RS7
2/7/25	Miami (OH)	W 15-7		1	1	1.1	5	5	5	3	3	1	51	0	0-0	0	26.25	15.75	0.00
2/8/25	Miami (OH)	L 4-12		1	0	1.0	1	1	0	0	2	0	15	-	0-0	0	15.00	15.00	
2/9/25	California	W 6-4		1	0	0.1	2	2	2	1	0	0	13	-	0-0	0	18.37	13.12	
2/14/25	North Dakota	L 1-10		1	0	3.2	6	5	4	1	3	0	66	-	0-0	0	12.16	8.84	
2/15/25	Washington	L 1-5		1	0	0.2	0	1	0	0	0	0	9	-	0-0	0	11.00	8.00	
2/16/25	Utah Valley	W 4-3	W	1	0	4.2	1	0	0	1	2	0	65	-	1-0	0	6.60	6.00	
2/21/25	Florida	L 1-9		1	0	3.0	4	4	4	1	0	0	46	-	1-0	0	7.16	4.77	
2/22/25	Portland State	W 10-3		1	0	1.0	1	0	0	0	1	0	12	-	1-0	0	6.70	4.91	
2/28/25	Seattle U	W 7-6		1	0	4.1	3	1	1	0	2	0	40	-	1-0	0	5.60	4.55	
FEBRUARY				9	1	20.0	23	19	16	7	13	1	--	0	1-0	0	5.60	4.55	0.00
3/1/25	UTEP	W 11-4	W	1	1	5.0	5	4	2	1	10	1	102	9	2-0	0	5.04	6.44	9.95
3/2/25	Oregon State	L 3-6		1	1	4.0	3	3	3	3	4	1	67	2	2-0	0	5.07	6.52	7.45
3/7/25	BYU	L 5-6		1	0	3.0	6	3	3	3	2	0	64	-	2-0	0	5.25	6.34	
3/8/25	BYU	W 5-4	W	1	0	1.1	1	0	0	1	1	0	22	-	3-0	0	5.04	6.30	
3/12/25	Stetson-1	W 5-2		1	1	3.0	3	2	2	3	0	0	54	5	3-0	0	5.01	5.78	8.40
3/12/25	Stetson-2	W 14-5	W	1	0	1.1	1	1	1	1	0	0	16	-	4-0	0	5.02	5.58	
3/15/25	UCF	L 0-11	L	1	1	0.2	3	4	4	2	0	1	20	0	4-1	0	5.66	5.48	8.00
3/21/25	Arizona	L 1-6		1	0	2.2	4	2	2	1	1	0	37	-	4-1	0	5.63	5.29	
3/22/25	Arizona	L 1-5		1	0	1.1	1	0	0	0	0	0	15	-	4-1	0	5.46	5.13	
3/28/25	Iowa State-2	W 18-4	W	1	0	1.2	1	0	0	0	1	0	17	-	5-1	0	5.25	5.09	
3/29/25	Iowa State	L 3-4	L	1	0	1.0	1	2	2	1	0	0	17	-	5-2	0	5.44	4.98	
MARCH				11	4	25.0	29	21	19	16	19	3	--	16	4-2	0	5.32	5.32	9.18
4/2/25	Oklahoma State	L 0-4		1	0	1.0	1	1	1	0	0	0	11	-	5-2	0	5.48	4.87	
4/5/25	Kansas	L 0-8		1	0	0.1	4	4	4	0	0	1	10	-	5-2	0	6.04	4.83	
APRIL				2	0	1.1	5	5	5	0	0	1	--	0	0-0	0	26.25	0.00	0.00
2025 TOTALS				22	5	46.1	57	45	40	23	32	5	--	16	5-2	0	6.04	4.83	8.00



TOP 25 GAME CHANGING PLAYS OF SEASON Win probability calculations courtesy D1Softball.com and 6-4-3 Charts

Date	Opponent	Score	Inn	Outs	Bases	Play	Before	After	Change	Final
Feb 28	Seattle U	4-5	Bot 7	2	1st	Swan RBI double down rf line	10.75	67.55	56.80	7-6
Mar 2	Oregon State	2-3	Bot 7	2	1st & 2nd	Windle RBI single to right field	20.55	64.56	44.01	3-6
Mar 8	BYU	3-4	Bot 7	0	Empty	Mejia solo home run to center field	22.53	65.83	43.30	5-4
Feb 16	Utah Valley	0-3	Bot 6	2	1st & 2nd	Mejia 3-run home run to right center	10.74	53.53	42.79	4-3
Feb 16	Utah Valley	3-3	Bot 6	2	Empty	Holtje solo home run to left field	53.53	84.41	30.88	4-3
Feb 9	California	4-4	Bot 6	1	1st	Holtje 2-run home run to left field	63.20	93.79	30.59	6-4
Apr 12	Utah	3-2	Bot 7	2	Loaded	Brown records strikeout	69.46	100.00	30.54	3-2
Mar 8	BYU	0-1	Bot 1	0	1st	Hall 2-run home run to right center	48.71	78.24	29.53	5-4
Apr 18	Baylor	1-2	Bot 2	0	1st	Hall 2-run home run to right center	56.61	84.15	27.54	4-2
Apr 9	UTEP-1	0-0	Top 1	0	1st	Acuna RBI triple to right center	57.76	84.60	26.84	8-0
Mar 14	UCF	0-0	Top 5	0	1st & 2nd	Mejia 3-run home run to left center	63.97	89.52	25.55	3-0
Mar 6	BYU	0-0	Bot 6	0	Empty	Ho-Ching solo home run to left-center	63.30	87.06	23.76	1-0
Feb 9	California	3-4	Bot 5	0	Empty	Windle solo home run to right field	39.86	62.23	22.37	6-4
Mar 23	Arizona	0-0	Bot 3	1	1st	Mejia 2-run home run to right field	56.02	78.26	22.24	3-2
Feb 7	Miami (OH)	1-5	Bot 3	2	1st & 2nd	Murphy 3-run home run to left field	13.30	35.53	22.23	15-7
Feb 13	Oregon	3-3	Bot 7	0	Empty	Lewis double to left field	65.96	87.89	21.93	4-3
Feb 28	Seattle U	5-6	Bot 8	1	3rd	Ho-Ching RBI fielder's choice	45.12	66.17	21.05	7-6
Feb 23	New Mexico State	0-0	Bot 1	1	1st & 2nd	Mejia 3-run home run to left center	70.73	91.64	20.91	5-1
Feb 28	Seattle U	6-6	Bot 8	1	1st	Hall singled up the middle, Molitor to third	66.12	86.58	20.46	7-6
Mar 12	Stetson-1	0-0	Top 1	0	Empty	Ho-Ching solo home run to center field	44.99	64.25	19.26	5-2
Feb 28	Seattle U	1-4	Bot 4	2	1st & 2nd	Ho-Ching RBI single to third base	30.56	49.51	18.95	7-6
Mar 28	Iowa State-2	0-0	Top 1	0	1st	Ho-Ching reached on error, SAC, runners to 2nd & 3rd	56.98	75.84	18.86	18-4
Feb 15	Belmont	0-0	Bot 4	1	Empty	Ho-Ching solo home run to left field	56.64	75.36	18.72	1-5
Feb 8	Miami (OH)	1-4	Bot 3	1	1st	Davis 2-run home run to left field	21.71	40.18	18.47	4-12
Apr 9	UTEP-2	2-2	Top 4	2	2nd & 3rd	Lewis reached on error, advanced to 2nd, run scored	52.09	70.47	18.38	5-2

20 WINS WITH LOWEST WIN PROBABILITY

Date	OPPONENT	LOW PROB	SCORE	INNING	FINAL
Feb 28	Seattle U	5.83	4-5	Bot 7	7-6
Feb 7	Miami (OH)	8.06	0-4	Top 2	15-7
Feb 16	Utah Valley	8.85	0-3	Bot 5	4-3
Feb 9	California	10.16	0-4	Top 3	6-4
Feb 22	Portland State	20.29	0-3	Top 1	10-3
Mar 23	Arizona	22.43	0-0	Top 1	3-2
Mar 8	BYU	22.53	3-4	Top 7	5-4
Feb 27	Oregon State	23.43	0-2	Top 2	9-2
Mar 6	BYU	28.31	0-0	Top 1	1-0
Feb 13	Oregon	28.86	3-3	Top 8	4-3
Mar 14	UCF	31.37	0-0	Bot 1	3-0
Apr 18	Baylor	33.95	0-2	Bot 1	4-2
Mar 16	UCF	34.67	0-0	Top 1	7-4
Apr 11	Utah	35.10	0-1	Bot 2	7-2
Apr 9	UTEP-2	40.72	2-2	Bot 3	5-2
Apr 12	Utah	41.08	2-2	Bot 4	3-2
Feb 15	Washington	41.27	1-1	Top 4	4-1
Mar 12	Stetson-2	43.37	0-0	Top 1	14-5
Feb 23	New Mexico State	44.55	0-0	Top 1	5-1
Apr 4	Kansas	44.73	0-1	Bot 1	6-1



HIGHS & LOWS

TEAM BATTING

Most Runs - Sun Devils	18	at Iowa State (3/29/25)
Most Runs - Opp	12	(2x) Baylor (4/19/25)
Most Runs - Both Teams	22	(2x) at Iowa State (3/29/25)
Most Runs - Inning - Sun Devils	10	Miami (OH) (2/7/25)
Most Runs - Inning - Opp	6	(3x) Kansas (4/5/25)
Most Hits - Sun Devils	17	at Iowa State (3/29/25)
Most Hits - Opp	16	Baylor (4/19/25)
Most Hits - Both Teams	25	at Iowa State (3/29/25)
Fewest Hits - Sun Devils	2	(2x) at UCF (3/15/25)
Most Extra-Base Hits - Sun Devils	7	at Iowa State (3/29/25)
Most Extra-Base Hits - Opp	5	(2x) Baylor (4/19/25)
Most Singles - Sun Devils	12	UTEP (3/1/25)
Most Doubles - Sun Devils	4	(4x) at Iowa State (3/29/25)
Most Triples - Sun Devils	2	at UTEP-1 (4/9/25)
Most Home Runs - Sun Devils	3	(3x) at Iowa State (3/29/25)
Most Home Runs - Opp	2	(6x) Kansas (4/6/25)
Most Stolen Bases - Sun Devils	7	California Baptist (2/21/25)
Most Stolen Bases - Opp	3	(2x) at UCF (3/16/25)
Most Left on Base - Sun Devils	13	Seattle U (2/28/25)
Most Left on Base - Opp	10	(7x) Baylor (4/19/25)

TEAM PITCHING & DEFENSE

Most Strikeouts - Sun Devils	18	BYU (3/6/25)
Most Strikeouts - Opp	12	Belmont (2/15/25)
Fewest Strikeouts - Sun Devils	1	(2x) at UCF (3/15/25)
Fewest Strikeouts - Opp	1	(6x) Baylor (4/18/25)
Most Walks - Sun Devils	6	Arizona (3/23/25)
Most Walks - Opp	7	Miami (OH) (2/7/25)
Fewest Walks - Sun Devils	0	(6x) Baylor (4/18/25)
Fewest Walks - Opp	0	(3x) Arizona (3/22/25)
Fewest Hits Allowed - Sun Devils	2	(3x) UNLV (3/18/25)
Most Errors - Sun Devils	6	Baylor (4/19/25)
Most Errors - Opp	4	Miami (OH) (2/7/25)
Most Double Plays - Sun Devils	2	(2x) Arizona (3/22/25)
Most Double Plays - Opp	3	Oklahoma State (4/2/25)

TEAM MISCELLANEOUS

Longest Winning Streak	8	Feb 21 – March 1
Longest Losing Streak	2	(3x) March 29 – April 2
Longest Game - Innings	9	vs Seattle U (Feb 28)
Longest Game - Time (Overall)	3:18	vs BYU (Mar 8)
Longest Game - Time (7-inn game)	2:50	vs BYU (Mar 7)
Shortest Game - Time (Overall)	1:19	vs Weber State (Feb 14)
Shortest Game - Time (7-inn game)	1:39	vs New Mexico State (Feb 23)
Largest Crowd (Home)	2,038	vs Arizona (Mar 22)
Largest Crowd (Road)	1,023	at Grand Canyon (Feb 18)
Consecutive Games - Home Run	9	March 1 – March 14
Consecutive Games - XBH	16	Feb 21 - March 14
Consecutive Games - Stolen Base	8	Feb 21 - March 1
Consecutive Errorless Games	7	April 9 - April 17

INDIVIDUAL BATTING

At bats:	5	(5x) Windle, Tanya at Iowa State (Mar 28)
Runs scored:	4	Hall, Kelsey at Iowa State (Mar 28)
	4	Ho-Ching, Tiare at Iowa State (Mar 28)
Hits:	4	Ho-Ching, Tiare vs Seattle U (Feb 28)
	4	Windle, Tanya at Stetson (Mar 12)
RBIs:	5	Hall, Kelsey at Stetson (Mar 12)
Doubles:	2	(5x) Mejia, Ashleigh at Utah (Apr 12)
Triples:	1	(6x) Ho-Ching, Tiare at UTEP-1 (Apr 9)
Home runs:	2	Murphy, AJ vs Miami (OH) (Feb 7)
Total bases:	8	Murphy, AJ vs Miami (OH) (Feb 7)
Walks:	3	Holtje, Lillian vs Yale (Feb 28)
Strikeouts:	3	Hall, Kelsey vs Belmont (Feb 15)
Stolen bases:	2	(5x) Hall, Kelsey vs Baylor (Apr 18)
Runners LOB:	6	Davis, Takyla at Iowa State (Mar 28)

INDIVIDUAL FIELDING

Putouts:	18	Swan, Samantha vs BYU (Mar 6)
Assists:	8	Molitor, Grace vs Belmont (Feb 15)
Errors:	3	Molitor, Grace vs Belmont (Feb 15)
Passed balls:	2	Swan, Samantha vs BYU (Mar 6)

INDIVIDUAL PITCHING

Innings pitched:	7.1	Lauppe, Meika vs Belmont (Feb 15)
Runs allowed:	7	Creager, Cambree at UCF (Mar 15)
Earned runs:	7	Creager, Cambree at UCF (Mar 15)
Walks allowed:	5	Brown, Kenzie vs Arizona (Mar 23)
Strikeouts:	18	Brown, Kenzie vs BYU (Mar 6)
Hits allowed:	12	Lauppe, Meika vs Grand Canyon (Apr 15)
Doubles allowed:	2	(7x) Brown, Kenzie vs Baylor (Apr 17)
Triples allowed:	2	Lauppe, Meika at Utah (Apr 13)
Homers allowed:	2	Creager, Cambree at UCF (Mar 15)
	2	Brown, Kenzie vs Kansas (Apr 6)
Wild pitches:	4	Brown, Kenzie at Iowa State (Mar 28)
Hit batters:	3	Brown, Kenzie vs Utah State (Mar 1)



THE LAST TIME

BATTING

AN ASU TEAM

Had 10+ hits	12; at Utah (4/13/25)
Had 15+ hits	17; at Iowa State (3/29/25)
Scored 5+ runs	5; Baylor (4/17/25)
Scored 10+ runs	18; at Iowa State (3/29/25)
Scored 15+ runs	18; at Iowa State (3/29/25)
Scored 20+ runs	21; Grand Canyon (4/6/21)
Hit 4+ doubles	4; at Iowa State (3/29/25)
Hit a triple	2; at UTEP-1 (4/9/25)
Hit 2+ triples	2; at UTEP-1 (4/9/25)
Hit 2+ home runs	2; Baylor (4/18/25)
Hit 3+ home runs	3; at Iowa State (3/29/25)
Hit 4+ home runs	4; Boise State (3/4/23)
Hit 5+ home runs	6; UTEP (3/6/21)
Hit 6+ home runs	6; UTEP (3/6/21)
Stole 4+ bases	4; UNLV (3/18/25)
10+ Runners LOB	13; Seattle U (2/28/25)

A SUN DEVIL PLAYER

Had 3+ hits	Tanya Windle [3] at Utah (4/13/25)
Had 4+ hits	Tiare Ho-Ching [4] vs Seattle U (2/28/25)
Scored 3+ runs	Tiare Ho-Ching [3] at UTEP-1 (4/9/25)
Scored 4+ runs	K.Hall [4] & T.Ho-Ching [4] at Iowa State-2 (3/28/25)
Had 4+ RBIs	A.Allen [4] & A.Mejia at Iowa State-2 (3/28/25)
Had 5+ RBIs	Jazmine Hill [7] vs Michigan State (3/4/23)
Had 6+ RBIs	Jazmine Hill [7] vs Michigan State (3/4/23)
Had 7+ RBIs	Jazmine Hill [7] vs Michigan State (3/4/23)
Hit 2+ doubles	Ashleigh Mejia [2] at Utah (4/12/25)
Hit a triple	Acuña & Ho-Ching at UTEP-1 (4/9/25)
Hit 2+ triples	Makenna Harper [2] vs CSUN (2/9/23)
Hit 2+ home runs	AJ Murphy [2] vs Miami (OH) (2/7/25)
Hit walk-off home run	Audrey LeClair vs California (4/27/24)
Hit a grand slam	Sara Kinch at Arizona (4/21/24)
Led off 1st inn. with HR	Tanya Windle vs Maryland (2/6/25)
Stole 3+ bases	Yanni Acuña [5] at Utah (4/8/23)
Stole 4+ bases	Yanni Acuña [5] at Utah (4/8/23)
Stole 5+ bases	Yanni Acuña [5] at Utah (4/8/23)
Drew 3+ walks	Lillian Holtje [3] vs Yale (2/28/25)
Drew 4+ walks	Cheyenne Coyle [4] vs Arizona (3/30/14)

AN OPPOSING TEAM

Had 10+ hits	16; Baylor (4/19/25)
Had 15+ hits	16; Baylor (4/19/25)
Scored 5+ runs	12; Baylor (4/19/25)
Scored 10+ runs	12; Baylor (4/19/25)
Scored 15+ runs	15; Arizona (4/17/21)
Hit 4+ doubles	4; UCLA (5/5/24)
Hit a triple	1; Baylor (4/19/25)
Hit 2+ triples	2; at Utah (4/13/25)
Hit 2+ home runs	2; Kansas (4/6/25)
Stole 4+ bases	4; Washington (4/2/23)
10+ Runners LOB	10; Baylor (4/19/25)

AN OPPOSING PLAYER

Had 3+ hits	Three players [3] vs Baylor (4/19/25)
Had 4+ hits	Emily Gonzalez [4] vs Grand Canyon (4/15/25)
Scored 3+ runs	Presleigh Pilon [4] vs Baylor (4/19/25)
Had 3+ RBIs	Jada Cooper [3] vs Grand Canyon (4/15/25)
Hit 2+ doubles	Presleigh Pilon [2] vs Baylor (4/17/25)
Hit a triple	Turiya Coleman vs Baylor (4/19/25)
Hit 2+ home runs	Beth Damon [2] at UCF (3/15/25)

PITCHING

AN ASU TEAM

Threw a no-hitter	vs Arizona [5 inn.] (3/27/22)
Threw a perfect game	vs Arizona [5 inn.] (3/27/22)
Threw a shutout	vs Baylor (4/17/25)
Recorded 10+ strikeouts	12; at UTEP-1 (4/9/25)
Recorded 15+ strikeouts	16; Kansas (4/4/25)

A SUN DEVIL PLAYER

Threw a no-hitter	Marissa Schuld vs Arizona [5 inn.] (3/27/22)
Threw a perfect game	Marissa Schuld vs Arizona [5 inn.] (3/27/22)
Threw a shutout	Kenzie Brown vs Baylor (4/17/25)
Recorded 10+ strikeouts	Kenzie Brown [12] at UTEP-1 (4/9/25)
Recorded 15+ strikeouts	Kenzie Brown [16] vs Kansas (4/4/25)
Gave up 10+ hits	Meika Lauppe [12] vs Grand Canyon (4/15/25)
Walked 5+ batters	Kenzie Brown [5] vs Arizona (3/23/25)

AN OPPOSING TEAM

Threw a no-hitter	vs UCF (3/17/23)
Threw a shutout	vs Kansas (4/5/25)
Recorded 10+ strikeouts	12; Belmont (2/15/25)
Recorded 15+ strikeouts	15; at Oklahoma State (3/17/23)

AN OPPOSING PLAYER

Threw a no-hitter	Grace Jewell vs UCF (3/17/23)
Threw a shutout	Olivia Bruno vs Kansas (4/5/25)
Recorded 10+ strikeouts	Maya Johnson [12] vs Belmont (2/15/25)
Recorded 15+ strikeouts	Kelly Maxwell [15] at Oklahoma State (3/17/23)
Gave up 10+ hits	Anisa Reynolds [14] vs UTEP (3/1/25)
Walked 5+ batters	Ruby Meylan [5] vs Washington (4/2/23)

FIELDING

AN ASU TEAM

Did not commit an error	vs Baylor (4/17/25)
Committed 2+ errors	6; Baylor (4/19/25)
Turned a double play	1; Grand Canyon (4/15/25)
Turned a triple play	

A SUN DEVIL PLAYER

Recorded 10+ putouts	Ayden Allen [13] at Utah (4/13/25)
Recorded 15+ putouts	Samantha Swan [15] vs Kansas (4/4/25)
Recorded 5+ assists	Takyla Davis [5] vs Baylor (4/17/25)
Committed 2+ errors	Tiare Ho-Ching [2] vs UTEP (3/1/25)

AN OPPOSING TEAM

Did not commit an error	vs Grand Canyon (4/15/25)
Committed 2+ errors	3; Baylor (4/18/25)
Turned a double play	1; Baylor (4/19/25)
Turned a triple play	

AN OPPOSING PLAYER

Recorded 10+ putouts	Illiana Munoz [10] at UTEP-2 (4/9/25)
Recorded 15+ putouts	Tuck [15] at Oklahoma State (3/17/23)
Recorded 5+ assists	Hailey Cripe [5] vs Kansas (4/5/25)
Committed 2+ errors	Kaylee Oh [2] vs Miami (OH) (2/7/25)

MISCELLANEOUS













AN ASU TEAM

Won in extra-innings	5-4 [8] vs BYU (3/8/25)
Won by run-rule	8-0 [6] at UTEP-1 (4/9/25)
6+ runs in an inning	6 [1st] at Iowa State-2 (3/28/25)
10+ runs in an inning	10 [5th] vs Miami (OH) (2/7/25)



BIG 12 STANDINGS (Through April 22)



		BIG 12 GAMES								ALL GAMES								
		W	L	%	GB	RS-RA	+/-	H	A	W	L	T	%	RS-RA	+/-	H	A	N
	Texas Tech	16	2	.889	--	107-29	+78	8-1	8-1	37	10	0	.787	299-107	+192	16-1	11-7	10-2
	Arizona	14	7	.667	3.5	126-69	+57	7-5	7-2	39	9	0	.813	361-145	+216	25-7	10-2	4-0
	Arizona State	13	8	.619	4.5	89-81	+8	7-5	6-3	33	16	0	.673	249-182	+67	23-12	10-4	0-0
	BYU	11	7	.611	5.0	122-94	+28	5-4	6-3	29	12	0	.707	279-150	+129	7-5	10-3	12-4
	Iowa State	11	7	.611	5.0	72-107	-35	5-4	6-3	26	19	0	.578	220-251	-31	9-4	8-8	9-7
	Oklahoma State	8	8	.500	7.0	67-65	+2	4-3	4-5	27	16	0	.628	219-154	+65	7-4	9-7	11-5
	Baylor	8	10	.444	8.0	56-80	-24	3-6	5-4	23	23	0	.500	205-195	+10	13-11	6-7	4-5
	UCF	7	11	.389	9.0	70-69	+1	2-7	5-4	27	20	1	.573	193-158	+35	18-11	7-6	2-3-1
	Kansas	5	13	.278	11.0	75-110	-35	0-6	5-7	20	22	0	.476	210-178	+32	3-8	8-10	9-4
	Utah	4	14	.222	12.0	92-127	-35	4-5	0-9	13	33	0	.283	201-282	-81	4-6	2-14	7-13
	Houston	3	13	.188	12.0	54-99	-45	2-7	1-6	20	19	0	.513	219-233	-14	13-10	2-9	5-0

2025 BIG 12 SOFTBALL PRESEASON POLL

1. Oklahoma State - 99 (9)
2. Texas Tech - 90 (2)
3. Arizona - 81
4. Baylor - 75
5. BYU - 54
6. Utah - 52
7. UCF - 51
8. **Arizona State - 36**
9. Kansas - 34
10. Iowa State - 23
11. Houston - 10

2025 BIG 12 SOFTBALL PRESEASON TEAM

Dakota Kennedy, Arizona, Jr., OF*
 Regan Shockey, Arizona, So., UTL*
Kelsey Hall, Arizona State, Gr., OF
 Turiya Coleman, Baylor, Sr., C/INF
 Shaylon Govan, Baylor, Sr., INF*
 Lily Owens, BYU, Jr., UTL*
 Angelina Allen, Iowa State, Sr., OF
 Katie Brooks, Kansas, Sr., P/UTL
 Presley Limbaugh, Kansas, Jr., OF
 RyLee Crandall, Oklahoma State, Jr., P
 Megan Delgadillo, Oklahoma State, Gr., OF
 Tallen Edwards, Oklahoma State, Jr., UTL
 Karli Godwin, Oklahoma State, So., INF
 Ruby Meylan, Oklahoma State, Jr., P
 Claire Timm, Oklahoma State, Jr., OF
 NiJaree Canady, Texas Tech, Jr., P*
 Mihyia Davis, Texas Tech, Jr., OF
 Kaylah Nelsen, Utah, Sr., OF

*unanimous selection

BIG 12 TEAM LEADERS Average

.360 Arizona (5)
 .324 BYU (33)
 .320 Texas Tech (39)
.311 Arizona St. (59)
 .306 Oklahoma St. (68)

On Base Pct

.446 Arizona (12)
 .421 Houston (24)
 .409 BYU (37)
 .399 Texas Tech (50)
 .390 Oklahoma St. (71)

Slugging Pct

.589 Arizona (13)
 .570 BYU (17)
 .499 Texas Tech (55)
 .490 Oklahoma St. (60)
.484 Arizona St. (69)

ERA

1.94 Texas Tech (4)
 2.57 Arizona (23)
 2.75 UCF (33)
3.03 Arizona St. (57)
 3.07 Oklahoma St. (60)

WHIP

0.99 Texas Tech (2)
 1.15 Arizona (15)
 1.26 UCF (30)
1.32 Arizona St. (46)
 1.40 BYU (66)

Strikeouts per Seven Innings

7.71 Arizona St. (9)
 7.13 Oklahoma St. (17)
 7.12 Texas Tech (18)
 5.83 BYU (49)
 5.43 UCF (73)

BIG 12 BATTING LEADERS Average

.435 Ilove'a Brittingham, BYU (48)
 .400 Regan Shockey, Arizona (125)
 .400 Shaylon Govan, Baylor
 .397 Lily Owens, BYU (138)
 .388 Turiya Coleman, Baylor

Slugging Pct

.870 Ilove'a Brittingham, BYU (26)
 .832 Lindy Milkowski, BYU (35)
 .783 Sydney Stewart, Arizona (54)
 .772 Devyn Netz, Arizona (60)
 .737 Amanda Hasler, Oklahoma St. (92)

Hits

68 Regan Shockey, Arizona (11)
 61 Mihyia Davis, Texas Tech (42)
 60 Ilove'a Brittingham, BYU (50)
58 Tanya Windle, Arizona St. (75)
 57 Jessie Clemons, Iowa St. (88)

Home Runs

18 Ilove'a Brittingham, BYU (9)
 16 Lindy Milkowski, BYU (22)
 16 Devyn Netz, Arizona (22)
 14 Sydney Stewart, Arizona (47)
13 Ashleigh Mejia, Arizona St. (66)

RBIs

62 Ilove'a Brittingham, BYU (10)
 57 Devyn Netz, Arizona (16)
 53 Sydney Stewart, Arizona (28)
 47 Kaiah Altmeyer, Arizona (62)
47 Kelsey Hall, Arizona St. (62)

Stolen Bases

24 Megan Delgadillo, Oklahoma St. (35)
 20 Mihyia Davis, Texas Tech (60)
 18 Brooklyn Carter, Baylor (80)
 18 Tia Warsop, Oklahoma St. (80)
 17 Regan Shockey, Arizona (99)

BIG 12 PITCHING LEADERS ERA

0.83 NiJaree Canady, Texas Tech (1)
1.19 Kenzie Brown, Arizona St. (6)
 1.37 Isabella Vega, UCF (9)
 1.66 Ruby Meylan, Oklahoma St. (20)
 1.83 Kaitlyn Felton, UCF (29)

Hits Allowed per Seven Innings

3.74 NiJaree Canady, Texas Tech (4)
4.18 Kenzie Brown, Arizona St. (11)
 4.65 Ruby Meylan, Oklahoma St. (18)
 4.77 Isabella Vega, UCF (26)
 5.49 Devyn Netz, Arizona (72)

Strikeouts

237 Kenzie Brown, Arizona St. (2)
 209 NiJaree Canady, Texas Tech (4)
 184 Ruby Meylan, Oklahoma St. (13)
 93 Devyn Netz, Arizona (113)
 92 Kaysen Korth, BYU (120)

Strikeouts per Seven Innings

11.8 Kenzie Brown, Arizona St. (2)
 10.2 NiJaree Canady, Texas Tech (6)
 8.5 Ruby Meylan, Oklahoma St. (28)
 6.8 Yessenia Lopez, UCF (99)
 6.8 Kate Dahle, BYU (100)

WHIP

0.72 NiJaree Canady, Texas Tech (2)
 0.94 Devyn Netz, Arizona (14)
 0.96 Isabella Vega, UCF (19)
0.96 Kenzie Brown, Arizona St. (21)
 1.09 Ruby Meylan, Oklahoma St. (49)

Wins

19 NiJaree Canady, Texas Tech (11)
 18 Devyn Netz, Arizona (16)
17 Kenzie Brown, Arizona St. (21)
 17 Ruby Meylan, Oklahoma St. (21)
 15 Kaysen Korth, BYU (36)



NATIONAL POLLS

NFCA / GOROUT

Poll No. 11 -- April 22

RK	SCHOOL	WLT	PTS	LW
1.	Texas A&M (16)	39-6	749	1
2.	Texas (5)	41-6	731	3
3.	Oklahoma	39-5	714	2
4.	Tennessee	37-9	700	4
5.	Oregon	41-5	658	5
6.	Florida State	40-6	602	7
7.	UCLA	41-7	594	6
8.	Florida	39-10	559	8
9.	Arkansas	34-9	511	11
10.	LSU	36-10	508	9
11.	Texas Tech	36-10	436	14
12.	Arizona	37-9	418	12
13.	South Carolina	34-11	411	13
14.	Virginia Tech	37-7	396	10
15.	Stanford	32-8	340	15
16.	Ole Miss	33-12	278	17
17.	Mississippi State	33-14	270	16
18.	Nebraska	33-11	223	18
19.	Clemson	37-12	210	20
20.	Alabama	31-18	188	22
21.	Duke	34-14	172	19
22.	Ohio State	37-10-1	133	24
23.	Oklahoma State	27-15	112	21
24.	Georgia	28-17	59	23
25.	Virginia	33-14	46	25

ESPN / USA SOFTBALL

Poll No. 11 -- April 22

RK	SCHOOL	WLT	PTS	LAST
1.	Tennessee (16)	37-9	610	2
2.	Texas A&M (8)	39-6	597	1
3.	Texas (1)	41-6	580	3
4.	Oklahoma	39-5	544	4
5.	Oregon	41-5	523	6
6.	Florida	39-10	471	7
7.	Florida State	40-6	463	8
8.	UCLA	41-7	452	5
9.	Arkansas	34-9	435	10
10.	LSU	36-10	407	9
11.	South Carolina	34-11	387	12
12.	Texas Tech	36-10	362	14
13.	Arizona	37-9	320	13
14.	Virginia Tech	37-7	293	11
15.	Alabama	31-18	243	T17
16.	Stanford	32-9	239	16
17.	Mississippi State	33-14	199	15
18.	Duke	34-14	188	T17
19.	Clemson	37-12	187	19
20.	Ole Miss	33-12	162	20
21.	Nebraska	33-11	128	21
22.	Ohio State	37-10-1	105	24
23.	Oklahoma State	27-15	86	22
24.	Georgia	28-17	34	23
25.	Grand Canyon	37-6	32	RV

NCAA RPI

Through April 22

RK	SCHOOL	WLT	ASU RESULT
1.	Texas A&M	40-6	
2.	Florida	39-10	L, 9-1
3.	Florida State	40-6	
4.	South Carolina	35-11	
5.	LSU	37-10	
6.	UCLA	42-7	
7.	Arkansas	34-9	
8.	Texas	41-6	
9.	Oklahoma	39-5	
10.	Tennessee	37-10	

Big 12 Schools

12.	Arizona	39-9	L L W
18.	Oklahoma State	27-15	L, 4-0
20.	Texas Tech	36-10	Apr. 25-27
29.	UCF	26-20-1	W L W
35.	Arizona State	33-16	
46.	BYU	29-12	W L W
53.	Iowa State	26-19	L W L
54.	Baylor	23-23	W W L
65.	Kansas	19-22	W L W
72.	Houston	21-19	
118.	Utah	12-34	W W W

ASU Opponents

2.	Florida	39-10	L, 9-1
15.	Oregon	41-5	W, 4-3
28.	California	31-16	W, 6-4
30.	Grand Canyon	37-6	L, 3-0 / L, 4-0
34.	Washington	31-13	W, 4-1
59.	Belmont	33-12	L, 5-1
67.	Stetson	25-24	W, 5-2 / W, 14-5
86.	Utah State	25-20	W, 4-1
110.	California Baptist	22-25	W, 8-1
114.	Maryland	16-25	W, 7-1
116.	Seattle U	24-19	W, 7-6
130.	Miami (OH)	26-22	W, 15-7 / L, 12-4
131.	New Mexico State	22-24	W, 5-1
132.	Oregon State	19-18	W, 9-2 / L, 6-3
137.	UTEP	20-24	W / W W
141.	UNLV	20-23	W, 4-1
174.	North Dakota	22-22	L, 10-1
187.	Weber State	21-27	W, 11-0
199.	Utah Valley	12-28	W, 4-3
202.	Yale	19-24	W, 9-1
264.	Portland State	9-35	W, 10-3

SUN DEVILS IN THE POLLS

POLL	PRE Jan 28	1 Feb 11	2 Feb 18	3 Feb 25	4 Mar 4	5 Mar 11	6 Mar 18	7 Mar 25	8 Apr 1	9 Apr 8	10 Apr 15	11 Apr 22	12 Apr 29	13 May 6	14 May 13	15 May 20
USA Today / NFCA	--	--	--	--	--	--	RV	RV	--	--	--	--				
ESPN / USA Softball	--	--	--	--	--	--	RV	RV	--	--	--	--				
D1 Softball	--	--	--	--	--	--	23	25	--	--	--	--				
Softball America	--	--	--	--	--	--	--	--	--	--	--	--				
NCAA RPI	--	--	--	--	40	30	26	24	26	30	35	37				
D1 Softball Diamond	--	--	--	--	--	--	35	30	33	34	31	34				

SUN DEVIL NFCA POLL HISTORY Since 1995

First Poll Appearance	No. 22	Most Consecutive Polls Ranked No. 1	6
	March 20, 1996	(2x) Last: April 26, 2011 – January 24, 2012	
Highest Ranking All-Time	No. 1	Most Consecutive Polls Ranked Top 10	70
	(14x) Last: January 24, 2012	March 28, 2006 – May 11, 2010	
Total Polls Ranked	367	Last Time Ranked	No. 22
Most Consecutive Polls Ranked	168		March 14, 2023
	February 21, 2006 – April 20, 2016	Polls Since	38



TEAM RANKINGS

Through April 22	Stat	Big 12	NCAA
Batting Average	.311	4	59
On Base Percentage	.384	6	84
Slugging Percentage	.484	5	69
Scoring	5.08	6	115
Total Runs	249	4	72
Hits	397	2	36
Doubles per Game	1.31	5	125
Doubles	64	1	72
Triples per Game	0.12	9	221
Triples	6	9	188
Home Runs per game	0.98	4	66
Home Runs	48	3	52
RBI's Per Game	4.80	5	91
Runs Batted In	235	4	65
Stolen Bases per Game	1.00	4	138
Total Stolen Bases	49	4	113
Earned Run Average	3.03	4	57
WHIP	1.32	4	46
Shutouts	5	8	113
Hits Allowed Per 7 Innings	6.91	6	234
Strikeouts Per 7 Innings	7.71	1	9
Strikeout-to-Walk Ratio	3.31	2	12
Fielding Percentage	.968	5	76
Double Plays per Game	0.22	11	211
Double Plays	11	11	169
WL Percentage	.673	4	53

INDIVIDUAL RANKINGS (Through April 22)

Player	Statistic	Stat	Big 12	NCAA
Kenzie Brown	Complete Games	10	3	85
	Earned Run Average	1.19	2	6
	Games Started	15	10	282
	Hits Allowed Per Seven Innings	4.18	2	11
	Innings Pitched	140.2	3	38
	Pitching Appearances	30	8	76
	Saves	4	1	16
	Shutouts	4	2	22
	Strikeouts	237	1	2
	Strikeouts Per Seven Innings	11.8	1	2
	Strikeout-to-Walk Ratio	4.65	3	19
	Victories	17	3	21
	WHIP	0.96	4	21
Tiare Ho-Ching	Assists	98	6	58
	Assists Per Game	2	11	143
	Hit By Pitch	12	1	25
	Hit by Pitch per Game	0.24	2	65
	Runs per Game	0.9	8	146
Kelsey Hall	Home Runs	10	9	144
	RBI's	47	4	62
	Runs Batted In Per Game	0.96	7	118
Meika Lauppe	Games Started	21	2	67
	Innings Pitched	106	9	189
	Pitching Appearances	32	5	38
	Saves	3	4	42
	Strikeout-to-Walk Ratio	3.95	4	36
	Walks Allowed Per Seven Innings	1.25	3	17
Ashleigh Mejia	Home Runs	13	5	66
	Home Runs Per Game	0.28	6	99
	RBI's	43	8	104
	Runs Batted In Per Game	0.91	10	147
	Sacrifice Flies	3	4	120
	Slugging Percentage	0.642	9	219
Samantha Swan	Caught Stealing By	8	3	99
	Doubles	12	4	101
	Toughest to Strike Out	22.3	2	58
Tanya Windle	Doubles	12	4	101
	Hits	58	4	75

HONORS

KENZIE BROWN

- D1 Softball Pitcher Rankings (#18 - March 12)
- SA Pitcher Ranking (#9 - March 31)

CAMBREE CREAGER

- D1 Softball D100 Freshman Watch List
- Softball America Freshman Watch List

KELSEY HALL

- Big 12 Preseason Team
- SA Utility Ranking (#9 - April 3)

TIARE HO-CHING

- D1 Softball D100 Freshman Watch List
- Softball America Freshman Watch List
- SA Big 12 Freshman Ranking (#5 - March 25)
- D1 Softball Secondbase Ranking (#9 - April 3)

ASHLEIGH MEJIA

- SA Big 12 Freshman Ranking (#10 - March 25)
- D1 Softball Freshman of the Week (April 15)

JULIANNE TIPTON

- D1 Softball D100 Freshman Watch List
- Softball America Freshman Watch List

TANYA WINDLE

- D1 Softball Preseason #30 Outfielder



ALBERTA B. FARRINGTON SOFTBALL STADIUM



Arizona State University will celebrate the 25th anniversary of Alberta B. Farrington Softball Stadium this season, which was unveiled in 2000 as the home of Sun Devil Softball. During its time as one of the premier softball facilities in the country, Farrington Stadium has welcomed over 800,000 spectators to witness ASU

win nearly 700 games, hosting 11 Regionals and nine Super Regionals. Those large crowds have created an amazing home environment known across the country as Club Farrington.

Farrington Stadium features individual seats in the lower section between the dugouts and chair-back bleachers in the upper sections, with a capacity for 1,535 fans. The new Lapan Sunshine Devil Deck will open in 2025 above the clubhouse down the third baseline, and a grass berm located just beyond the first base dugout provides an additional spectator area.

The stadium has several amenities that make it one of the premier softball stadiums in the country. Sunken dugouts are lighted for night games and have recessed, individual bat slots and locker room access. The playing surface and outfield grass were completely replaced during the offseason. In addition, there is a built-in concession stand, a team shop, restrooms and locker rooms for the visiting team and officials.

Upgrades to the Sun Devil clubhouse were completed last spring to give the team a modern locker room and team area. The redesigned space also added new coaches' offices, locker areas, and a new training room.

The Betsy and Kent Bro Softball Hitting Facility, located down the left field line, opened in 2020 and provides the Sun Devils year-round access to batting cages and the latest technology.

After adding a press box and extending the outfield fences before the 2013 season, Farrington was again upgraded before the beginning of the 2014 season. Solar panels were added above the stands, providing shade to most in the upper deck seats. The facility has also received two major awards for design and excellence in architecture.



STADIUM FACTS

Opened (Capacity)	2000 (1,535)
Dimensions	L-202 C-210 R-202
All-Time Stadium Record	695-214 (.765)
All-Time Attendance (Average)	848,401 (987)

TOP 10 LARGEST CROWDS (Since 2010)

1.	2,264	Arizona	Mar. 30, 2014
2.	2,259	Arizona	Mar. 18, 2016
3.	2,243	Arizona	Mar. 28, 2014
4.	2,239	Arizona	Mar. 29, 2014
5.	2,226	Southern Miss	Apr. 26, 2014
6.	2,212	Arizona	Mar. 18, 2016
7.	2,203	Arizona	Mar. 23, 2012
8.	2,199	Arizona	Mar. 24, 2012
9.	2,188	UCLA	May 10, 2014
10.	2,176	Stanford	Mar. 22, 2014

2025 LARGEST CROWDS

1.	2,038	Arizona	Mar. 22
2.	1,979	Arizona	Mar. 21
3.	1,959	Arizona	Mar. 23
4.	1,798	Baylor	Apr. 19
5.	1,703	Baylor	Apr. 18
6.	1,591	Kansas	Apr. 6
7.	1,566	Seattle & Yale	Feb. 28
8.	1,533	BYU	Mar. 8
9.	1,504	Florida & California Baptist	Feb. 21
10.	1,485	Washington & Belmont	Feb. 15
11.	1,478	Kansas	Apr. 5
12.	1,464	Oklahoma State	Apr. 2
13.	1,421	Grand Canyon	Apr. 15
14.	1,358	UTEP & Utah State	Mar. 1
15.	1,344	Kansas	Apr. 4



COACHING STAFF



MEGAN BARTLETT

Hometown Terre Haute, Ind.
Education University of Notre Dame, 2005
MBA Loyola University Chicago, 2007
JD Northern Illinois, 2012
Twitter @coachcbartlett

COACHING CAREER

Loyola Chicago, GA 2005-07
Northern Illinois, Assistant 2007-12
DePaul, Volunteer 2013-14
Purdue, Assistant 2014-15
Ball State, Head Coach 2016-20
Texas, Assistant 2021-22
Arizona State, Head Coach 2023-

Megan Bartlett took over as head coach of the Arizona State softball program in the summer of 2022, becoming the eighth head coach in the program's history.

With the start of a new season, Bartlett has a 183-165 (.526) career record that includes a 42-57 mark in her two seasons leading the Sun Devils.

With Bartlett at the helm, ASU saw Yanni Acuña be named NFCA All-American, NFCA All-Region, All-Pac-12 Conference, CSC Academic All-American and CSC Academic All-District. Jordan VanHook was also named All-Region, and Kylee Magee was named to the Pac-12 All-Freshman Team.

Bartlett guided the Sun Devils through a roster overhaul to finish 2023 with a 22-26 overall record. That included a series win over Women's College World Series participant Washington and an eight-game winning streak early in the season.

Prior to taking the Sun Devils, Bartlett spent two seasons as an assistant coach at the University of Texas. That followed five seasons in Indiana as a head coach building the Ball State softball program.

As the head coach at Ball State for five seasons (2016-20), Bartlett led the program to a 141-108 overall record (.567) while registering three consecutive 30-win seasons from 2017-19. Over that stretch, she helped guide the Cardinals to the 2018 Mid-American Conference (MAC) West Division title with that season's 37 victories marking the fourth-most wins in a single season in program history.

Bartlett began her coaching career as a graduate assistant coach at Loyola University Chicago (2005-07), where she was part of the 2007 Horizon League Coaching Staff of the Year while helping her squad to the league's regular season title.

From there, she moved on to become an assistant coach at Northern Illinois (2007-12), working with infielders and outfielders while also serving as the recruiting coordinator, offensive coordinator and camp coordinator.

After spending a single campaign at DePaul as a volunteer assistant coach for the 2014 Big East regular season and tournament champions (44-11), Bartlett moved on to become an assistant coach at Purdue (2014-15).

Bartlett was a four-year letter winner at Notre Dame (2002-05) under her maiden name Megan Cioli, helping power the Irish to four NCAA Regional appearances, four Big East regular season championships and two Big East Tournament titles. A two-time NFCA All-American (2004, 2005), she captained the 2005 squad to a 46-15 mark while helping secure the program's first-ever NCAA Regional home contests.

The 2004 Big East Player of the Year, Bartlett completed her playing career at Notre Dame as the program's leader in hits (284) and stolen bases (76) while finishing in the top five in batting average (second - .368) and runs scored (second - 161). She also finished ranked in the UND career top 10 in doubles (ninth - 37), triples (seventh - 9), HRs (ninth - 13) and RBIs (10th - 101).

Bartlett graduated from the University of Notre Dame with a bachelor's degree of business administration in managerial consulting in 2005. She completed her master's of business administration in healthcare administration at Loyola University Chicago in 2007 and went on to earn a juris doctor from Northern Illinois in 2012.

A licensed attorney in the state of Illinois, she is married to Mike Bartlett, a former professional hockey player, and they have two daughters, Vivian and Maren.

ASSISTANT COACHES



JOSH BLOOMER
Assistant Coach
(Hitting Coach)
First Season



JEREMY MANLEY
Assistant Coach
(Pitching Changes)
Third Season



HAILEY DECKER
Assistant Coach
(1st Base Coach)
Second Season

BARTLETT'S COACHING RECORD

Year	School	OVERALL				CONFERENCE			
		W	L	T	%	W	L	T	%
2016	Ball State	22	32	0	.407	8	16	0	.333
2017	Ball State	30	28	0	.517	14	10	0	.583
2018	Ball State	37	19	0	.661	16	7	0	.696
2019	Ball State	34	20	0	.630	9	8	0	.529
2020	Ball State	18	9	0	.667				
2023	Arizona State	22	26	0	.458	6	18	0	.250
2024	Arizona State	20	31	0	.392	3	21	0	.125
2025	Arizona State	33	16	0	.673	13	8	0	.619
8 Season Career		216	181	0	.544	69	88	0	.439
3 Seasons @ Arizona State		75	73	0	.507	22	47	0	.319
5 Seasons @ Ball State		141	108	0	.566	47	41	0	.534

SUPPORT STAFF



Mary Iakopo
Dir. of Player Development



Andrew Hrnacar
Grad Assistant



Morgan Hornback
Grad Assistant



Kayla Lissy
Grad Assistant



Hayden Corrado
Manager



Lexi Ruiz
Dir. of Operations



Peter Alosi
Strength & Conditioning



Emily Wolfe
Athletic Trainer



SEASON STATISTICS

ALL GAMES Minimum 2.5 Plate Appearances per game | Players must play in 75% of their team's games

SEASON	AVG	OBP	SLG	OPS	GP	GS	AB	R	H	2B	3B	HR	RBI	BB	HBP	SO	SF	SH	SB	ATT
Tanya Windle	.377	.413	.552	.965	48	48	154	34	58	12	3	3	20	8	3	13	2	1	5	7
AJ Murphy	.366	.412	.527	.939	39	39	93	14	34	3	0	4	18	6	2	8	1	5	1	1
Tiare Ho-Ching	.349	.440	.517	.957	49	49	149	44	52	11	1	4	24	13	12	14	1	2	9	13
Kelsey Hall	.338	.396	.576	.973	49	49	151	26	51	6	0	10	47	15	1	25	2	0	2	3
Samantha Swan	.313	.359	.425	.784	49	48	134	16	42	12	0	1	16	10	0	6	1	1	6	6
Ashleigh Mejia	.285	.361	.642	1.003	47	47	137	25	39	10	0	13	43	13	5	18	3	2	1	4
Takyla Davis	.253	.360	.368	.729	46	43	95	21	24	2	0	3	15	12	4	22	0	4	4	8
Yannixa Acuña	.330	.392	.374	.766	43	33	91	19	30	0	2	0	11	9	1	9	1	2	8	9
Nehanda Lewis	.279	.362	.344	.707	36	19	61	9	17	1	0	1	8	5	3	8	0	2	4	6
Ayden Allen	.277	.347	.373	.721	40	29	83	8	23	5	0	1	15	9	1	6	2	2	0	0
Grace Molitor	.257	.350	.429	.779	41	16	35	14	9	0	0	2	3	5	0	10	0	2	7	7
Lillian Holtje	.232	.407	.522	.928	43	20	69	11	16	2	0	6	13	17	4	10	1	0	1	1
Sydney Saenz	.111	.158	.111	.269	20	1	18	3	2	0	0	0	2	1	0	7	0	1	1	1
Maddie Okano	.000	.000	.000	.000	18	0	2	5	0	0	0	0	0	0	0	0	0	0	0	0
Jolee Benson	.000	.000	.000	.000	4	0	4	0	0	0	0	0	0	0	0	0	0	0	0	0
Totals	.311	.384	.484	.867	49	49	1276	249	397	64	6	48	235	123	36	156	14	24	49	66
Opponents	.253	.325	.347	.671	49	49	1290	182	326	42	5	23	158	110	32	364	9	25	41	46

ALL GAMES Minimum 1 IP / Team Game

PITCHER	ERA	WHIP	BAA	W	L	APP	GS	CG	SHO	SV	IP	H	R	ER	BB	SO	2B	3B	HR	WP	HBP
Kenzie Brown	1.19	0.96	.168	17	5	30	15	10	4	4	140.2	84	41	24	51	237	14	2	7	23	15
Meika Lauppe	2.71	1.28	.275	9	6	32	21	4	1	3	106.0	117	53	41	19	75	11	2	6	11	9
Julianne Tipton	6.04	1.73	.291	5	2	22	5	0	0	0	46.1	57	45	40	23	32	7	0	4	7	2
Cambree Creager	7.13	2.28	.400	2	3	15	8	1	0	0	37.1	68	43	38	17	20	10	1	6	3	6
Totals	3.03	1.32	.253	33	16	49	49	15	5	7	330.1	326	182	143	110	364	42	5	23	44	32
Opponents	4.59	1.66	.311	16	33	49	49	12	5	3	312.1	397	249	205	123	156	64	6	48	39	36

PITCHER	W%	K/7	BB/7	K/BB	H/7	2B/7	3B/7	HR/7
Kenzie Brown	.773	11.79	2.54	4.65	4.18	0.70	0.10	0.35
Meika Lauppe	.600	4.95	1.25	3.95	7.73	0.73	0.13	0.40
Julianne Tipton	.714	4.83	3.47	1.39	8.61	1.06	0.00	0.60
Cambree Creager	.400	3.02	3.19	1.18	12.75	1.88	0.19	1.13
Totals	.673	7.71	2.33	3.31	6.91	0.89	0.11	0.49
Opponents	.327	3.50	2.76	1.27	8.90	1.43	0.13	1.08



SEASON STATISTICS

BIG 12 GAMES Minimum 2.5 Plate Appearances per game | Players must play in 75% of their team's games

SEASON	AVG	OBP	SLG	OPS	GP	GS	AB	R	H	2B	3B	HR	RBI	BB	HBP	SO	SF	SH	SB	ATT
AJ Murphy	.385	.442	.487	.929	18	18	39	3	15	1	0	1	4	3	1	5	0	4	0	0
Tanya Windle	.373	.400	.448	.848	21	21	67	8	25	3	1	0	3	1	2	6	0	1	0	1
Tiare Ho-Ching	.349	.453	.460	.914	21	21	63	18	22	4	0	1	5	8	4	7	0	1	1	1
Ashleigh Mejia	.323	.366	.815	1.182	21	21	65	13	21	5	0	9	25	3	2	5	1	0	0	1
Samantha Swan	.316	.350	.439	.789	21	21	57	6	18	7	0	0	8	3	0	1	0	1	3	3
Ayden Allen	.289	.347	.356	.702	19	14	45	5	13	3	0	0	7	3	1	5	0	1	0	0
Yannixa Acuña	.278	.375	.278	.653	21	21	54	7	15	0	0	0	3	8	1	5	1	1	2	2
Kelsey Hall	.246	.306	.446	.752	21	21	65	13	16	1	0	4	17	6	0	12	1	0	2	3
Takyla Davis	.233	.298	.372	.670	20	20	43	6	10	0	0	2	6	2	2	8	0	2	2	4
Lillian Holtje	.130	.286	.304	.590	16	7	23	2	3	1	0	1	1	4	1	5	0	0	0	0
Nehanda Lewis	.111	.200	.111	.311	11	0	9	0	1	0	0	0	0	1	0	2	0	0	1	1
Grace Molitor	.100	.250	.400	.650	18	4	10	6	1	0	0	1	2	2	0	4	0	0	1	1
Maddie Okano	.000	.000	.000	.000	8	0	1	2	0	0	0	0	0	0	0	0	0	0	0	0
Jolee Benson	.000	.000	.000	.000	3	0	3	0	0	0	0	0	0	0	0	0	0	0	0	0
Sydney Saenz	.000	.000	.000	.000	6	0	7	0	0	0	0	0	0	0	0	5	0	0	0	0
Totals	.290	.356	.443	.799	21	21	551	89	160	25	1	19	81	44	14	70	3	11	12	17
Opponents	.264	.347	.372	.718	21	21	554	81	146	16	4	12	70	59	13	170	3	9	20	22

BIG 12 GAMES Minimum 1 IP / Team Game

PITCHER	ERA	WHIP	BAA	W	L	APP	GS	CG	SHO	SV	IP	H	R	ER	BB	SO	2B	3B	HR	WP	HBP
Kenzie Brown	1.37	1.11	.182	8	3	15	11	8	3	2	81.2	54	29	16	37	136	7	2	4	14	8
Meika Lauppe	3.68	1.55	.314	3	3	12	9	1	0	1	40.0	53	25	21	9	27	4	2	4	2	4
Julianne Tipton	8.75	2.42	.382	2	2	8	1	0	0	0	12.0	21	15	15	8	5	2	0	1	2	0
Cambree Creager	12.60	3.45	.529	0	0	4	0	0	0	0	6.2	18	12	12	5	2	3	0	3	0	1
Totals	3.19	1.46	.264	13	8	21	21	9	3	3	140.1	146	81	64	59	170	16	4	12	18	13
Opponents	3.43	1.49	.290	8	13	21	21	4	2	2	136.2	160	89	67	44	70	25	1	19	17	14

PITCHER	W%	K/7	BB/7	K/BB	H/7	2B/7	3B/7	HR/7
Kenzie Brown	.727	11.66	3.17	3.68	4.63	0.60	0.17	0.34
Meika Lauppe	.500	4.73	1.58	3.00	9.28	0.70	0.35	0.70
Julianne Tipton	.500	2.92	4.67	0.63	12.25	1.17	0.00	0.58
Cambree Creager	.000	2.10	5.25	0.40	18.90	3.15	0.00	3.15
Totals	.619	8.48	2.94	2.88	7.28	0.80	0.20	0.60
Opponents	.381	3.59	2.25	1.59	8.20	1.28	0.05	0.97



SEASON FIELDING STATISTICS

ALL GAMES

Name	FLD%	C	PO	A	E	DP	SBA	CSB	CS%	PB	CI
Sydney Saenz	1.0000	24	22	2	0	0	3	0	.000	0	0
Kenzie Brown	1.0000	17	1	16	0	0	15	3	.167	0	0
Julianne Tipton	1.0000	14	1	13	0	0	7	2	.222	0	0
Cambree Creager	1.0000	7	2	5	0	1	8	1	.111	0	0
Ayden Allen	.9950	201	191	9	1	8	0	0	-	0	0
Lillian Holtje	.9866	149	143	4	2	2	0	0	-	0	0
Samantha Swan	.9840	375	343	26	6	1	38	8	.174	8	2
Tanya Windle	.9767	43	40	2	1	0	0	0	-	0	0
Meika Lauppe	.9744	39	2	36	1	0	11	2	.154	0	0
AJ Murphy	.9720	107	40	64	3	6	0	0	-	0	0
Tiare Ho-Ching	.9695	197	93	98	6	8	0	0	-	0	0
Nehanda Lewis	.9524	21	19	1	1	0	0	0	-	0	0
Ashleigh Mejia	.9333	45	39	3	3	0	0	0	-	0	0
Takyla Davis	.9292	113	24	81	8	2	0	0	-	0	0
Yannixa Acuña	.9200	25	18	5	2	0	0	0	-	0	0
Grace Molitor	.7895	57	13	32	12	3	0	0	-	0	0
Totals	.9679	1434	991	397	46	11	41	8	.163	8	2
Opponents	.9587	1380	937	386	57	21	49	17	.258	9	1

BIG 12 GAMES

Name	FLD%	C	PO	A	E	DP	SBA	CSB	CS%	PB	CI
Ayden Allen	1.0000	109	103	6	0	5	0	0	-	0	0
Lillian Holtje	1.0000	34	33	1	0	0	0	0	-	0	0
Tanya Windle	1.0000	21	21	0	0	0	0	0	-	0	0
Meika Lauppe	1.0000	12	0	12	0	0	4	1	.200	0	0
Kenzie Brown	1.0000	11	1	10	0	0	11	1	.083	0	0
Cambree Creager	1.0000	3	0	3	0	1	2	0	.000	0	0
Sydney Saenz	1.0000	3	3	0	0	0	2	0	.000	0	0
Julianne Tipton	1.0000	2	0	2	0	0	3	0	.000	0	0
Samantha Swan	.9727	183	170	8	5	0	18	2	.100	4	2
Takyla Davis	.9623	53	12	39	2	2	0	0	-	0	0
Tiare Ho-Ching	.9615	78	36	39	3	3	0	0	-	0	0
AJ Murphy	.9592	49	19	28	2	3	0	0	-	0	0
Yannixa Acuña	.9231	13	9	3	1	0	0	0	-	0	0
Ashleigh Mejia	.8824	17	13	2	2	0	0	0	-	0	0
Grace Molitor	.8000	10	1	7	2	0	0	0	-	0	0
Totals	.9716	598	421	160	17	5	20	2	.091	4	2
Opponents	.9577	614	410	178	26	12	12	5	.294	4	1