



ARIZONA STATE SUN DEVIL HOCKEY MEDIA NOTES



X @SunDevilHockey



@SunDevilHockey



/SunDevilHockey

2024-25 SCHEDULE/RESULTS

Date	Opponent	Network	Time/Result
Oct. 4	at Air Force	FloHockey	W, 8-1
Oct. 5	at Air Force	FloHockey	L, 3-4 (OT)
Oct. 11	vs. #10 Michigan	NCHC.tv	L, 1-4 (EN)
Oct. 12	vs. #10 Michigan	NCHC.tv	T, 3-3 (OT)
Oct. 18	at #14 Providence	ESPN+	L, 1-4 (EN)
Oct. 19	at #14 Providence	ESPN+	L, 1-2
Oct. 25	at Northern Michigan	Midco	W, 3-1 (EN)
Oct. 26	at Northern Michigan	Midco	W, 2-0 (EN)
Nov. 8	at #8 Colorado College*	NCHC.tv	L, 3-4 (OT)
Nov. 9	at #8 Colorado College *	NCHC.tv	L, 1-3 (EN)
Nov. 15	vs. Omaha*	NCHC.tv	L, 2-4 (EN)
Nov. 16	vs. Omaha*	NCHC.tv	W, 3-2
Nov. 22	at #1 Denver*	NCHC.tv	W, 3-2
Nov. 23	at #1 Denver*	NCHC.tv	W, 5-2
Dec. 6	vs. Minnesota Duluth*	NCHC.tv	W, 5-3 (EN)
Dec. 7	vs. Minnesota Duluth*	NCHC.tv	W, 3-2 (OT)
Dec. 28	vs. USNTDP (exh)	NCHC.tv	W, 4-3
Dec. 29	vs. USNTDP (exh)	NCHC.tv	W, 1-0
Jan. 3	vs. Robert Morris (DHC)	NCHC.tv	W, 7-3
Jan. 4	vs. #16 Cornell DHC)	NCHC.tv	W, 4-0
Jan. 10	vs. #14 North Dakota*	CBSSN	W, 4-1
Jan. 11	vs. #14 North Dakota*	NCHC.tv	L, 3-4 (OT)
Jan. 17	at #15 St. Cloud State*	NCHC.tv	W, 6-3
Jan. 18	at #15 St. Cloud State*	NCHC.tv	W, 5-3
Jan. 24	vs. #19 Colorado College*	NCHC.tv	W, 4-1
Jan. 25	vs. #19 Colorado College*	NCHC.tv	L, 4-5
Jan. 31	at Miami*	NCHC.tv	W, 7-1
Feb. 1	at Miami*	NCHC.tv	W, 4-1
Feb. 7	vs. #6 Denver*	NCHC.tv	L, 4-5 (OT)
Feb. 8	vs. #6 Denver*	NCHC.tv	W, 6-5 (OT)
Feb. 14	at Minnesota Duluth*	NCHC.tv	L, 2-3 (OT)
Feb. 15	at Minnesota Duluth*	NCHC.tv	T, 3-3 (OT, SOW)
Feb. 21	vs. #3 Western Michigan*	NCHC.tv	7:00 p.m.
Feb. 22	vs. #3 Western Michigan*	NCHC.tv	5:00 p.m.
Feb. 28	at Omaha*	NCHC.tv	7:00 p.m.
March 1	at Omaha*	NCHC.tv	6:00 p.m.

March 14-15 NCHC Quarterfinals

March 21-22 NCHC Frozen Faceoff

Times are in MST // * Conference game

Game 31-32 | #12 Arizona State vs. #3 Western Michigan



MULLETT ARENA
Tempe, AZ

Friday, February 21
7 p.m. MST

Watch: NCHC.tv/FOX10 Xtra

Saturday, February 22

6 p.m. MST

Watch: NCHC.tv



Arizona State Sun Devils
17-11-2 Overall (12-7-1 NCHC)

Listen: Fox Sports 910

Western Michigan Broncos
22-5-1 Overall (15-2-1 NCHC)

SCOUTING THE SERIES

The two top teams in the chase for the Penrose Cup finally clash for the first time this season as No. 12 Arizona State (17-11-2, 12-7-1 NCHC) hosts No. 3 Western Michigan (22-5-1, 15-2-1 NCHC) at Mullett Arena on Feb. 21-22. Before Saturday night's puck drop, ASU will honor eight seniors and graduate players during a Senior Night ceremony.

Both games will stream on NCHC.tv and Friday night's opening round will air on Fox 10 XTRA. Tune in on FoxSports910AM with Sun Devil Hockey Radio hosts Tyler Paley and Alex Coil.

Currently in second place in the NCHC standings, ASU looks to disrupt current first place WMU's attempt to secure the Penrose Cup this weekend. The Broncos need five more conference points to secure the regular season championship - three points are up for grabs during each single game played, six possible over the course of a two-game series.

Securing a top-four spot by the end of the regular season guarantees that ASU will host the first round of the NCHC first round of playoffs on March 14-16. The winners of the best-of-three series will advance to the Frozen Faceoff at Xcel Energy Center in Minneapolis on March 21-22.

HISTORY VS THE BRONCOS (0-1-1)

The two programs have only met for one series in history played in Kalamazoo, Michigan at Lawson Ice Arena on Feb. 3-4, 2017.

Game one: L, 2-4 (EN):

After tying the game twice in the final two periods, ASU lost a close one, 4-2, against No. 9 Western Michigan on Friday night at Lawson Ice Arena. The Sun Devils generated several scoring chances in an attempt to tie the game for the third time, but WMU freshman goaltender Ben Blacker survived the flurry for the Broncos victory.

Game two: T, 2-2 (double overtime):

On Saturday night, the Sun Devils (10-19-3) closed out NCAA competition with a 2-2 tie against No. 9 Western Michigan at Lawson Ice Arena.

With 25.9 seconds remaining in double overtime, redshirt junior Wade Murphy buried a wrist shot passed Bronco (15-7-4) freshman goaltender Ben Blacker for the theoretical victory. NCAA rules state any game ending after the first overtime will result in a tie.

Through 60 minutes, Daccord made a whopping 47 saves before ultimately totaling a new season and program-high 54 saves (a record that still stands).

LAST TIME OUT AT MULLETT - SERIES SPLIT WITH #6 DENVER

Last weekend ASU executed a series split with No. 6 Denver to complete the home-and-home series with the Pioneers who are fellow pod members with the Sun Devils. After falling in overtime, 5-4, on Friday night, ASU came back with a big victory in Saturday's overtime to give ASU the edge in the four-game home-and-home series with DU after the Sun Devils already secured the road sweep of the Pioneers at Magness Arena in November. The overtime victory was ASU's 10th overtime win in Mullett Arena. ASU's all-time record in overtime in Mullett Arena is 10-3-4.

BE THE TRADITION

Hockey SID: Paige Shacklett
Cell Phone: (970) 946-0748
Email: paige.shacklett@asu.edu
Twitter: @paigeshacklett



2023-24 SUN DEVIL HOCKEY ROSTER

No.	Name	Pos.	S	Ht.	Wt.	Yr.	Hometown (Prev. School)
1	Luke Pavicich	G	L	6-2	195	Sr.	Clarence Center, NY/UMass Lowell (NCAA)/UMass (NCAA)/Kenai River (NAHL)
2	Noah Beck	D	L	6-3	206	Sr.	Richmond Hill, Ontario, Canada/Clarkson (NCAA)/Fargo (USHL)
5	Ty Murchison	D	L	6-2	205	Sr.	Corona, CA/U.S. National U18 Team (USHL)
7	Joel Kjellberg	D	L	6-0	190	Fr.	Nacka, Sweden/Cedar Rapids (USHL)
8	Artem Shlaine	F	L	6-1	185	Gr.	Moskva, Russia/Northern Michigan (NCAA)/UConn (NCAA)/Muskegon (USHL)
9	Anthony Dowd	D	R	5-7	152	So.	Point Pleasant Beach, NJ/ Chicago (USHL)
10	Tucker Ness	D	R	6-3	216	Jr.	Plymouth, MN/Waterloo (USHL)
11	Benji Eckerle	F	L	5-10	181	Gr.	Northville, MI/Tri-City (USHL)
12	Cullen Potter	F	R	5-10	172	Fr.	Minneapolis, MN/U.S. National U-17
13	Hunter Mullett	F	R	6-0	160	Fr.	Hartland, WI/Islanders Hockey Club (NCDL)
14	Ty Jackson	F	L	5-8	157	Gr.	Oakville, ON/Dubuque (USHL)/Northeastern (NCAA)
15	Dylan Jackson	F	R	5-10	166	Gr.	Oakville, ON/Dubuque (USHL)/Northeastern (NCAA)
16	Ethan Szmagaj	D	R	6-0	197	Sr.	Canton, MI/Waterloo (USHL)
18	David Hymovitch	F	R	6-0	177	So.	Phoenix, AZ/Muskegon (USHL)
23	Bennett Schimek	D	R	6-0	192	Jr.	Mendota Heights, MN/Providence (NCAA)/Sioux City (USHL)
25	Kyle Smolen	F	R	5-11	165	So.	Crystal Lake, IL/ Fargo (USHL)
29	Cole Gordon	F	L	6-2	205	So.	Windsor, CO/Minnesota (NAHL)
30	Chase Hamm	G	L	5-9	165	So.	Saskatoon, SK, Canada/Arizona St. (ACHA)
31	Gibson Homer	G	L	6-5	210	R-Jr.	Grand Rapids, MI/Chicago (USHL)
37	Sam Court	D	L	5-10	184	Fr.	Winnipeg, MB, Canada/Sioux City (USHL)
39	Zakari Brice	G	L	5-11	180	Fr.	Fairbanks, AK/New Jersey Jr. Titans (NAHL)
43	Cole Helm	F	L	6-0	195	So.	Dallas, TX/ Dubuque (USHL)
51	Cruz Lucius	F	L	6-0	178	Jr.	Grant, MN/Wisconsin (NCAA)/U.S. National U18
53	Ryan Alexander	F	L	5-10	176	Jr.	Toronto, ON./Fargo (USHL)
61	Lukas Sillinger	F	L	5-11	172	Gr.	Regina, Sask./Penticton (BCHL)/Bemidji State (NCAA)
74	Brasen Boser	D	L	5-11	178	Fr.	Minot, ND/Fargo (USHL)
82	Charlie Schoen	F	R	5-10	160	Jr.	Andover, MN/Sioux City (USHL)
89	Tony Achille	F	L	6-0	175	Fr.	Hingham, MA/ Maine (NAHL)
92	Ryan Kirwan	F	L	6-2	205	Sr.	DeWitt, NY/Penn State (NCAA)/Green Bay (USHL)

Head Coach: Greg Powers
Associate Coach: Alex Hicks
Assistant Coach: Dana Borges
Assistant Coach: Mike Corbett
Director of Operations: Andrew Matheson
Strength & Conditioning Coach: Liane Blyn
Athletic Trainer: Amanda Doyle
Equipment Manager: Corby Antropik
Assistant Equipment Manager: Owen Hixon
Athletic Communications: Paige Shacklett
Sport Admins: Scott Nelson

PRONUNCIATIONS

BORGES: Boar-Jess
BRASEN BOSER: Bray-Sin Bose-ER
ECKERLE: ECK-er-LEE
HOMER: Home-ER
HYMOVITCH: Hi-Mo-VITCH
KIRWAN: Ker-WHEN
KJELLBERG: Shell-berg
PAVICICH: Pav-Uh-Sich
SCHIMEK: Shim-ICK
SCHOEN: Shane
SHLAINE: Shh-LANE
SMOLEN: Ss-MULL-In
SZMAGAJ: SHH-MAG-EE
ZACKARI: Zachary

ROSTER BREAKDOWN

By Position:	Forwards	16
	Defensemen	9
	Goaltenders	4
By Class:	Freshmen	6
	Sophomores	7
	Juniors	6
	Seniors	4
	Graduates	6
By State:	Canada	7
	Minnesota	5
	Michigan	3
	Colorado	2
	New York	2
	Illinois	1
	Alaska	1
	Arizona	1
	California	1
	Massachusetts	1
	New Jersey	1
	North Dakota	1
	Russia	1
	Sweden	1
	Texas	1
	Wisconsin	1

2024-25 Sun Devil Hockey Game Notes

RECORD BREAKDOWN

Overall Record	17-11-2
Home Record	11-5-1
Road Record	9-6-1
Last 5 Games	2-2-1
Last 10 Games	6-3-1
Scoring A Power-Play Goal	12-7-2
Not Scoring A Power-Play Goal	5-4-0
Allowing A Power-Play Goal	5-6-0
Not Allowing A Power-Play Goal	12-4-2
Scoring A Shorthanded Goal	3-1-0
Allowing A Shorthanded Goal	1-1-0
10 Or More Penalties (ASU)	0-0-0
Fewer Than 10 Penalties (ASU)	17-10-1
More Penalties Than Opponent	5-6-0
Fewer Penalties Than Opponent	10-3-0
Same Amount Of Penalties	3-2-1
In One-Goal Games	4-7-0
In Two-Goal Games	4-2-0
In Three-Goal or More Games	9-2-0
In Overtime Games	2-4-2
Scoring 4 or More Goals	12-2-0
Scoring 3 or More Goals	4-3-2
Scoring 2 or Fewer Goals	1-6-0
Allowing 4 or More Goals	1-8-0
Allowing 3 or Fewer Goals	14-3-2
Scoring First Goal Of Game	16-3-0
Opponents Score First	1-8-2
Leading After One Period	9-2-0
Trailing After One Period	1-5-0
Tied After One Period	7-5-2
Scoring First Goal Of Second Period	10-4-0
Leading After Two Periods	12-1-1
Trailing After Two Periods	1-4-0
Tied After Two Periods	3-6-1
Scoring First Goal Of Third Period	15-6-0
Having 10-19 Shots On Goal	0-0-0
Having 20-29 Shots On Goal	10-4-0
Having 30-39 Shots On Goal	4-5-1
Having 40 or More Shots On Goal	3-2-1
Allowing 10-19 Shots On Goal	2-0-0
Allowing 20-29 Shots On Goal	7-6-0
Allowing 30-39 Shots On Goal	7-5-2
Allowing 40 or More Shots On Goal	0-1-0
Outshooting Opponent	9-6-1
Opponent Outshoots ASU	5-4-1
Shots Are Even	0-0-0
October	3-4-1
November	3-3-0
December	2-0-0
January	7-2-0
February	2-2-1
March	0-0-0
First Game of the Series	9-6-0
Second Game of the Series	8-5-2
Fridays	9-6-0
Saturdays	8-5-2
Sundays	0-0-0
Games Following A Win	12-4-0
Games Following A Loss	4-4-2
Games Following A Tie	0-1-0

JERSEY BREAKDOWN



White
(4-3-1)



Maroon
(8-5-1)



Gold
(5-2-0)

TALE OF THE TAPE

Sun Devils		Broncos
3.7 (5th)	Goals Per Game	3.8 (T3rd)
2.6 (T20th)	Goals Against Average	1.8 (T3rd)
11.3 (7th)	Shots Percentage	10.8 (17th)
28.4% (3rd)	Power Play	26.8% (5th)
82.4% (18th)	Penalty Kill	91.3% (2nd)
48.5 (43rd)	Faceoff %	54.5 (9th)

2024-25 STAT LEADERS BREAKDOWN

Goals	Ryan Kirwan	19	Penalties	Ty Murchison	17
Assists	Lukas Sillinger	24	PIM	Ty Murchison	42
Points	Lukas Sillinger	32	PPG	Kirwan & Smolen	5
Shots	Ryan Kirwan	138	SHG	Bennett Schimek	3
Shot %	Artem Shlaine	.241	GWG	Ryan Kirwan	3
BLK	Ty Murchison	71	GAA	Luke Pavicich	2.37
+/-	Artem Shlaine	+14	SV%	Luke Pavicich	.912

SCORING BREAKDOWN

BY CLASS		CLASS LEADERS	
Class (Players)	Goals - Assists - Points	Player (Class)	Goals - Assists - Points
Freshmen (6)	13 - 25 - 38	Cullen Potter (Fr.)	9 - 7 - 16
Sophomores (7)	14 - 26 - 40	Kyle Smolen (So.)	10 - 16 - 26
Juniors (6)	20 - 30 - 50	Bennett Schimek (Jr.)	12 - 18 - 30
Seniors (4)	17 - 12 - 29	Ryan Kirwan (Sr.)	19 - 11 - 30
Graduates (6)	34 - 80 - 114	Lukas Sillinger (Gr.)	8 - 24 - 32

RECORD VS. NCHC

TEAM	2024-25	OVERALL	LAST MEETING
COLORADO COLLEGE	1-3-0	7-5-2	L, 4-5 - Jan. 25, 2025
DENVER	3-1-0	5-10-1	W, 6-5 (OT) - Feb. 8, 2025
MIAMI	2-0-0	2-1-1	W, 4-1 - Feb. 1, 2025
MINNESOTA DULUTH	2-1-1	2-3-1	T, 3-3 (OT, SO W) - Feb. 15, 2025
OMAHA	1-1-0	5-7-1	W, 3-2 - Nov. 16, 2024
NORTH DAKOTA	1-1-0	2-1-0	L, 4-3 (OT) - Jan. 11, 2024
ST. CLOUD STATE	2-0-0	2-3-0	W, 5-3 - Jan. 18, 2025
WESTERN MICHIGAN	0-0-0	0-1-1	T, 2-2 - Feb. 4, 2017

NCHC CONFERENCE STANDINGS

TEAM	PTS	CONF GP	CONF W-L-T	OW-OL	SW	CONF GF-GA	GP	OVERALL W-L-T	WIN%	GF-GA
Western Michigan	45	18	15-2-1	3-2	0	69-30	28	22-5-1	.839	105-50
Arizona State	40	20	12-7-1	2-4	1	77-57	30	17-11-2	.667	110-79
Omaha	38	20	12-7-1	1-1	1	69-57	30	16-13-1	.567	88-81
North Dakota	31	18	10-7-1	2-1	1	57-53	29	15-12-2	.569	88-83
Denver	30	18	10-7-1	2-1	0	67-49	30	21-8-1	.733	119-65
Colorado College	29	20	10-9-1	4-1	1	58-57	30	16-13-1	.567	88-82
Minnesota Duluth	22	18	7-10-1	1-1	0	51-59	28	11-15-2	.446	79-89
St. Cloud State	15	18	4-13-1	1-3	0	38-64	28	11-16-1	.464	60-83
Miami	2	18	0-18-0	0-2	0	27-87	28	3-23-2	.179	52-116

SUN DEVIL NOTES

CELEBRATING SENIORS

On Saturday of the series versus WMU, ASU will honor eight seniors and graduates in a pregame senior day ceremony on the ice at Mullett Arena. Captain Ethan Szmagaj, alternate captain Ty Murchison, alternate captain Ty Jackson and his twin, Dylan, Luke Pavicich, Noah Beck, Artem Shlaine and Ryan Kirwan will be recognized. Graduates Lukas Sillinger and Benji Eckerle, although in their final eligible seasons of college hockey, will not take part in the ceremony after doing so at the conclusion of the 2023-24 season.

ASU NOTABLES

- ASU's goals per game (3.7), shots percentage (11.3), and power play (28.4) are all top 10 in the country.
- ASU's 110 goals overall this season is second in the conference (nine behind conference-leading DU with 119).
- In conference play, ASU leads the nine-team league in goals scored with 77 tallied against NCHC foes. The Sun Devils also set the mark in shots with 645 fired in NCHC play.

SEASON NOTABLES

- ASU tallied the most shots on goal in a period this season during the third frame vs. No. 6 Denver (23) on Saturday night. Previous high was 18 vs. Omaha on Nov. 15, 2024
- ASU's overtime victory on Saturday vs. No. 6 Denver was the first time this season that the Sun Devils won a game after trailing at the end of the second period
- Saturday vs. No. 6 Denver was the first time that ASU allowed two power play goals in a game since March 1, 2024 vs. Long Island
- UMD's opening goal on Saturday at the 2:52 mark was the quickest goal from the start of the game by an ASU opponent this season. The previous high was set by No. 6 Denver on Feb. 8, 2025

DEVILS GOT DEPTH

Down the second half stretch, the Sun Devils have put their full roster depth on display with goals scored by skaters up and down the lineup. In three of the last eight games, ASU's goals have been scored by different skaters totaling 18 goals in that span. In the same span of the past eight games, ASU tallied six goals against No. 6 Denver from five different skaters. Bennett Schimek was the only skater in that game to tally two goals. Three weeks ago in Miami, the Sun Devils tallied seven goals from six different players. In that matchup, Ryan Kirwan was the skater that boasted two goals. Last weekend at Minnesota Duluth, Artem Shlaine tallied a two-goal game on Saturday night.

NAIL GUN

Senior defenseman Ty Murchison continues his chase of the program record for most blocks in a single season. The record was set in 2018-19 by Brinson Pasichnuk at 74 blocks. Heading into the weekend series vs. Western Michigan, Murchison boasts 71 blocks this season. His previous single season high for blocks was 52 during his freshman year. He's collected 216 career blocks which is 48 shy of the ASU program record set at 264 by Brinson Pasichnuk (2016-20).

ARTY - THE TWO WAY CENTER

Through his 20 games played in the conference play this year, Artem Shlaine outpaces all other NCHC skaters in points tallied in conference play. The graduate center boasts 28 points and 13 goals (in conference play) - both marks set the pace for the NCHC. His 1.40 points per game in that same span is also first in the league and his .28 shot percentage is best among skaters who played in 10 or more games.

Best in Class - Shlaine's Dominance in NCHC Play

- 1st in goals scored
- 1st in total points
- 1st in points per game
- 1st in shot percentage (more than 10 games played)
- 1st in faceoff wins
- 2nd in shorthanded goals

Shlaine led the NCHC in points through the month of January with 18. His season total rests at 31 heading into the series versus Western Michigan. His career season high for points is 32 which he recorded in his first season at Northern Michigan (2022-23).

With four points on Friday night at Miami, Shlaine extended his point scoring streak to seven games, which tied for the second-longest point scoring streak in program history. He boasts 16 points during the streak which is the most points in seven consecutive games by a Sun Devil in program history:

- Artem Shlaine: 16 points - Jan. 10 - 31, 2025
- Robert Mastro Simone: 13 points - Feb. 17 - March 11, 2023
- James Sanchez: 12 points - Oct. 18 - Nov. 29, 2019
- Tim Lovell: 8 points - Jan. 13 - Feb. 10, 2024

The point streak record is held by Josh Doan with nine goals and 16 points from Feb. 4-March 11, 2023.

Shlaine continued his special teams success in January with one power play goal and two

ARIZONA STATE QUICK FACTS

Location.....	Tempe, Ariz.
Enrollment.....	103,000
Nickname.....	Sun Devils
Colors.....	Maroon & Gold
Conference.....	NCHC (Big-12 in other sports)
President.....	Dr. Michael Crow
Athletics Director.....	Graham Rossini
Arena.....	Mullett Arena
Head Coach.....	Greg Powers (17th season)
Associate Coach.....	Alex Hicks (11th season)
Assistant Coach.....	Dana Borges (2nd season)
Assistant Coach.....	Mike Corbett (1st season)
Director of Operations.....	Andrew Matheson (6th season)
Strength & Conditioning Coach.....	Liane Blyn (7th season)
Equipment Manager.....	Corby Antropik (3rd season)
Athletic Trainer.....	Amanda Doyle (1st season)
Powers' Career Record.....	311-189-38
Powers' NCAA Record.....	144-160-25

HEAD COACH GREG POWERS

Coach Powers enters his tenth season as the head coach of the Division I program in 2024-25, and his 17th overall at the helm at ASU. He was a finalist for the 2019 and 2020 Spencer Penrose Award, which is awarded to the Division I Coach of the Year. Coach Powers was also named the 2018-19 Frank Kush Sun Devil Coach of the Year, as voted on by the 26 head coaches at Arizona State. On July 7, 2022, Arizona State University and Greg Powers agreed to a five-year contract extension through the 2026-27 season. In 2023-24, Powers led the Sun Devils to a program record 24 wins on the season. Matthew Kopperud finished as an NCAA statistical leader with 17 power play goals. A true Sun Devil coached by Powers all four years of his NCAA career, Kopperud completed his time at ASU as the fourth-best career power play scorer in NCAA history with 41 through his four years in college. Lukas Sillinger also topped the charts in 2023-24 as he set the ASU program record in single season points (48). In the final year of Oceanside Arena, Powers coached ASU to five-straight wins versus USCHO.com Top-20 opponents for the first time in program history (the previous record for consecutive wins against ranked opponents was three-straight games). In 2021-22, the team boasted three of the top-10 scorers in the nation in Colin Theisen, Matthew Kopperud and Josh Doan. ASU scored 116 goals in 35 games for a 3.31 goals per game average, ranked No. 10 in the country. Under Powers, ASU became the fastest start-up collegiate hockey program to qualify for the postseason in 2018-19. At 21-13-1 and No. 10 in the Pairwise rankings, the Sun Devils made the largest jump in all of NCAA Division I year-to-year up from No. 53 at the end of 2017-18. During the 2013-14 season, Coach Powers helped guide the Sun Devils to their first-ever ACHA Division I National Championship. Himself a Sun Devil, Powers graduated from the Walter Cronkite School of Journalism in 1999 and was inducted into the ASU Hockey Player Hall of Fame in 2009. Collegiately, Greg was a three-time ACHA Division I All-American Goaltender while playing for the Sun Devils under the tutelage of Hall of Fame Head Coach Gene Hammett. The Sun Devils qualified for three national championships during Powers' four-season collegiate career, and he was named Team MVP for the 1996-1997 and 1997-1998 seasons.

SUN DEVIL NOTES CONTINUED

shorthanded. He scored his second short-handed goal of the year at Miami to close out the month of January. Both of his lamp-lighters on Saturday vs. North Dakota were scored on special teams - one on the power play and one shorthanded. There are only four skaters in ASU history who have tallied a shorthanded goal and a power play goal in the same game (two occurred in 2024-25):

--- Artem Shlaine, vs. No. 14 North Dakota on Jan. 11, 2025 (L, 4-3 OT)

--- Bennett Schimek, vs. Air Force on Oct. 4, 2024 (W, 8-3)

--- Robert Mastrosimone, vs. Michigan Tech on Jan. 6, 2023 (L, 4-2)

--- Josh Maniscalco, vs. Alaska Fairbanks on Nov. 9, 2019 (W, 4-0)

Shlaine recorded his fourth multi-goal game of the season and sixth of his career in Saturday's game at Minnesota Duluth. He set a single game career high on Saturday night at St. Cloud State with four points from one goal and three assists. Three games later, he reached the feat again with a four-point night at Miami (1G, 3A).

Shlaine leads the Sun Devils in shot percentage with 24.1 percent. In 24 games played and 32 points this season, Shlaine is over a point per game skater at 1.29 points per game.

At the dot, Shlaine is one of the top faceoff specialists in the NCHC. He is first in the NCHC in faceoff wins during conference play and eighth overall with 262 through 24 games played. He has the most wins in the fewest games among all NCHC skaters. His 54.7 percent success rate ranks 15th in the NCHC.

CAREER MILESTONES

If he competes in both games this weekend, Artem Shlaine will play in his 150th NCAA game on Saturday

Ryan Kirwan is one point away from 100 NCAA career points

It is expected that Bennett Schimek will compete in his 100th NCAA game on Friday. Noah Beck reached his 150th NCAA game on Friday night vs. No. 6 Denver

POINT PER GAME DAWGS

After missing the first six games to a preseason injury, Artem Shlaine wasted no time in taking up space at the top of ASU's scorers list. The graduate center leads the ASU team in points per game with a 1.29 average through 24 games played (13G, 18A). He notched 21 points in the past 12 games including competition against four ranked teams.

Ryan Kirwan boasts a 1.00 points per game

average. He boasts six multipoint games this season

Bennett Schimek boasts a 1.07 points per game with 30 points through 28 games played (12G, 18A)

Lukas Sillinger jumped into the point per game pool after a four-point series at Miami three weeks ago. The graduate winger boasts a 1.14 point per game average through 28 games played. His current point scoring streak dates back to Jan. 25 and includes seven games and 12 points (5G, 7A)

SILLINGER SETS RECORDS

On Friday night at Miami, graduate winger Lukas Sillinger notched two assists within three minutes of a five-minute power play to set a new ASU program record for career assists at 69. The fifth-year forward's career includes two seasons at Bemidji State and three at ASU. His combined career stats spanning 164 NCAA games includes 51 goals and 103 assists. Seventy-three of his 103 career assists occurred at ASU. Sillinger reached 150 career points combined in five years between Bemidji State and Arizona State. The next game he appears in will be his 100th at ASU after surpassing the 150 mark in early January. His 101 points at ASU ranks fourth in the program's all-time career points category.

PUT THE SPECIAL IN SPECIAL TEAMS

ASU has tallied a power play goal in 12 of the 14 games since the start of the New Year. The 12 games include a total of 16 power play goals with a single game high of four PPG at then-No. 15 St. Cloud State on Jan. 18. The goals were tallied by Lukas Sillinger, Noah Beck, Ty Jackson, and Ryan Kirwan. ASU had success on the power play four weeks ago against the Colorado College Tigers penalty kill which ranked ninth in the NCAA with a 85.9 percent success rate going into the weekend. ASU's power play ranks third in the NCAA, behind only Denver (30.8) and Quinnipiac (31.4), with a 28.4 percent success rate. On the penalty kill, ASU boasted six-straight games and 19 opponent power play opportunities without allowing the opponent to score a power play goal (Jan. 18-Feb. 7, 2025).

THE TWO HEADED MONSTER

Gibson Homer and Luke Pavicich have created the two-headed monster ideal for the grueling schedule in the best conference in college hockey. Homer and Pavicich own a near identical save percentage set at .912 for Pavicich and .913 for Homer.

SMOLEN'S SUCCESS

Kyle Smolen is ASU's swiss army knife. The

sophomore forward can compete anywhere in the lineup. He's spent time this season as a second and third line center and filled gaps on the right wing from the first line down to the fourth line. Since the start of 2025, Smolen tallied 14 points in 14 games, blocked 13 shots, won nearly 50 percent of faceoffs taken, and boasted a +6 plus/minus. He's been a positive force for some of the team's top goal scorers who he's shared a line with. When they were linemates, Ryan Kirwan had six goals in four games with four assists by Smolen.

FORWARD OF THE MONTH

Kirwan was dominant in January, tying for the NCAA lead with 11 goals during the month. He tallied 17 points in nine games to start 2025, ranking second in the NCHC and third in the NCAA in January scoring. Kirwan recorded at least a point in eight of his nine January games, with five multi-point games, including a trio of three-point games. The Penn State transfer also scored a goal in six of his nine games, including four multi-goal games. He averaged 1.89 points per game in January, which was third in the NCHC, while his four power play goals led the league last month.

Kirwan opened January by being named MVP of the Desert Hockey Classic after leading ASU to the title with a four-goal, five-point weekend. That included a hat trick against Robert Morris on Jan. 3, which helped him earn the first of two NCHC Forward of the Week nods during the month. Kirwan helped the Sun Devils to a sweep at St. Cloud State on Jan. 17-18 with a three-goal, four-point weekend, including three points in the series opener and the game-winning goal in the finale. The Hobey Baker Award nominee picked up his second Forward of the Week award after five points against Colorado College, including a career-high-tying four points on Jan. 25 in a 5-4 loss. Kirwan stretched his point streak to five games with two power play goals on Jan. 31 in a win at Miami to close out the month.

Kirwan finished the month with a +9 plus/minus, which tied for third in the NCHC, and fired 35 shots on goal, which was second in the conference in January. His 31.4 shooting percentage was also second in the NCHC. Kirwan now leads the NCHC with 18 goals this season, while his 28 points tie for fourth in the conference.

GLOVES ARE OFF

#1 Luke Pavicich (Sr., G)

- Appeared in 18 games this season. Had a season-high in saves with 36 at Providence on Oct. 19
- Played in both games at #1 DU. Made 56 saves over the weekend. Saved nearly two goals above average over the expected.
- Won NCHC Goaltender of the Week after performance vs. UMD in December. Made 68 saves in the series

#2 Noah Beck (Gr., D)

- Nominated for the Hobey Baker Award
- His 22 assists is ranked 4th in the NCHC
- 3rd-most PPG on team with 4
- 3rd-highest plus/minus on team (+11)
- His 26 points this season is tied 5th all-time in ASU single season history for points by a defenseman. Record is set at 37 (Lovell & B. Pasichnuk)
- Had seventh multipoint game on Saturday at SCSU (1G, 1A)

#5 Ty Murchison (Sr., D)

- Leads the team in blocks with 71 this season. The mark leads all NCHC skaters and is four shy of setting a new program record for blocks in a single season
- Tallied a massive seven blocks in Saturday night's comeback tie vs. #10 Michigan
- Career single game high for blocks is 9 vs. Boston College on Dec. 31, 2022
- Was the first California native to commit to Sun Devil Hockey in the NCAA DI era
- Named alternate captain for the 2024-25 season

#7 Joel Kjellberg (Fr., D)

- Tallied his first career assist at Air Force in his debut game, Oct. 4.
- Tallied single game high of 2 points at Miami (2A)
- Notched third career assist vs. RMU. Finished as a +3 (career high) in ASU's 7-3 win over the Colonials
- Tied his career high plus/minus in Friday night's game at SCSU (+3)
- Tallied an assist in each game vs. #6 DU (Feb. 7-8)

#8 Artem Shlaine (Gr., C)

- Expected to compete in 150th NCAA game on Saturday
- His 10 goals is second on ASU team. His 31 points is second-most on the team
- Leads the team in plus/minus with +14
- Leads the NCHC in goals and points scored in conference play
- He is a 1.29 point per game player which ranks ninth in the NCAA and 2nd in the NCHC
- Set a new career single game high for points on Saturday night at SCSU with four (1G, 3A). He then tied this mark at Miami on Friday night (1G, 3A)
- His shot percentage (.241) is first in NCHC (among skaters with 10 or more games played)
- Put up a four-goal weekend at then-No. 1 DU, tallying both game-winning goals on each night. Scored Friday at DU opening goal just 35 seconds into play. Notched the GWG with only 45 seconds left in regulation. Won Forward of the Week after DU series
- Sixth in the NCHC in faceoff wins with 262 to 217 losses for a .547 win percentage (most wins in fewest games played in NCHC).

#9 Anthony Dowd (So., D)

- Second-highest plus/minus on team at +13 after a massive +5 game on Saturday vs. #6 DU (single game high)
- Second-highest point scorer in sophomore class
- Only finished as a minus three times this season after competing in all possible games for ASU

#10 Tucker Ness (Jr., D)

- Tallied first assist of the season at #1 DU and second assist of year vs. Robert Morris

#11 Benji Eckerle (Gr., F)

- Took the LSAT this summer and is currently applying to law school. Only hockey player enrolled in Barrett, The Honors College at ASU
- One of only four skaters to play all five years of college hockey at ASU (w/Johnny Walker, Jacob Wilson, and Demetrios Koumontzis)
- Out for the season with a ruptured achilles

#12 Cullen Potter (Fr., F)

- Notched first 2-assist night of NCAA career vs. #6 DU last Friday
- Scored 9th goal of the season at Miami
- Enjoyed a two-point weekend at SCSU (1G, 1A)
- Tallied first career 2-goal night vs. RMU
- Put up single-game high eight shots at #8 CC on Nov. 9

#14 Ty Jackson (Gr., C)

- Put up a three-point weekend vs. UMD (1G, 2A)
- Named alternate captain for 24-25. The first time he has worn a letter in his college hockey career

#15 Dylan Jackson (Gr., F)

- Reached his 100th NCAA game on Friday at Miami
- Out with injury

#16 Ethan Szmagaj (Sr., D)

- Named 13th captain in Sun Devil Hockey history
- Scored his first career SHG vs. CC on Friday night

#18 David Hymovitch (So., F)

- Scored the game-winning goal vs. Omaha on Saturday night, his first goal in his home state
- Scored two goals in the three games (Nov. 9-16)
- The only ASU skater from the state of Arizona

#23 Bennett Schimek (Jr., F)

- Nominated for the Hobey Baker Award
- Scored the game-tying and game-winning goal in 6-5 victory over #6 Denver last home series
- On Friday night vs. #6 DU, he also scored the game-tying goal late in the third period
- Had a 4-point weekend at Miami (1G, 3A)
- Tied (with Kirwan) for third-most points on team (30)
- Ranked top-10 in NCHC in points, goals and SHG
- Scored his 3rd SHG of the season at Miami
- Tallied three-point game vs. RMU (3A). A single game high for assists
- Tallied first career hat trick at Air Force (game 1)
- Scored two SHG and one PPG in Friday night's win at Air Force

#25 Kyle Smolen (So., F)

- Tied for team lead in PPG with Kirwan at 5
- Leads the ASU sophomore class in points, boasts fifth-most points on the team (24)
- Currently on a three-game point streak (2G, 1A)
- Went on a six-game point scoring streak (1G, 7A) from Nov. 16-Jan. 3
- Put up his second 2-assist night vs. RMU
- Scored first career shorthanded goal at AF (gm. 1)

#29 Cole Gordon (So., F)

- Came into game with 60 mins warning on Friday night at Miami after pregame injury to Eckerle. Gordon then scored the first goal of the game
- Tallied his first career assist on Friday night at SCSU. Gordon scored four goals before every tallying an

apple in NCAA play. That night he finished with two assists.

#31 Gibson Homer (R-Jr., G)

- Added to the Mike Richter Award Watch List
- Handed then-#14 UND its first road loss in NCHC play on Jan. 10 with 27 saves and only 1 goal against
- Made season-high 36 saves in 5-4 loss to CC
- Made 13 appearances this season. Record of 6-4-2

#37 Sam Court (Fr., D)

- Tallied 2nd career multipoint game (1G, 1A) vs. Cornell on Jan. 4, 2025
- Tallied first career two-point night vs. UMD (1G, 1A)
- Skated in every game so far this season

#51 Cruz Lucius (Jr., F)

- Went on a four-game point scoring streak with 5 points (2G, 3A) from Jan. 31-Feb. 8
- Tallied his first goal at Mullett Arena vs. #6 Denver on Feb. 7
- Scored first goal as a Sun Devil on Sat. at Miami
- Tallied an assist in each game of the UND series
- Debuted in the maroon and gold on Jan. 10

#53 Ryan Alexander (Jr., F)

- Fourth-highest plus/minus (+10) on team
- Has finished even or positive on plus/minus in 21 out of 24 games

#61 Lukas Sillinger (Gr., F)

- On a 7-game point scoring streak (12pts) dating back to Feb. 25
- Put up a three-goal weekend vs. #6 Denver (Feb. 7-8)
- Broke the program record for career ASU assists. Sillinger notched his 69th assist at Miami on Friday night to become the new record holder.
- Third-most assists in NCHC (24)
- His 101 career points at ASU lands him as ASU's fourth-highest point scorer in program history
- Has tallied two points per game for the past three consecutive games

#74 Brasen Boser (Fr., D)

- Boasts fourth-most blocks in the NCHC (48)
- Scored first collegiate goal on Friday vs. UND
- Notched first career point in Friday vs. Omaha
- Single game high of +3 on Saturday vs. Omaha

#82 Charlie Schoen (So., F)

- Tallied second career three-point night on Saturday vs. CC from two goals and one assist
- He finished Saturday vs. CC as a +3 which also tied a career single game high set at RMU on Dec. 17, 23

#89 Tony Achille (So., F)

- Competed in 13 games this season
- Tony is a childhood cancer survivor (Hotchkin's Lymphoma).

#92 Ryan Kirwan (Sr., F)

- NCHC Player of the Month (January) and HCA Co-Player of the Month (January)
- His 19 goals is tied for lead of the NCHC. The mark is tied sixth in the NCAA
- His 30 PTS is tied third on the team and ties 7th in NCHC
- 1 of 4 ASU players since 2021 to tally 2PPG in game
- Tallied hat trick vs. RMU (second career NCAA)
- 3 of his 4 goals in Desert Hockey Classic were scored within the first or final minute of a period
- Won Desert Hockey Classic MVP (5pts, 4G, +4)
- His three GWG is tied fourth in the NCHC
- Named a Hobey Baker nominee

STORY SNIPETS

BEST FRIENDS REUNITED

Growing up in Minnesota, Bennett Schimek and Cruz Lucius played hockey together as children and continued to be on the same team through the 2019-20 season. In 2020-21, Schimek went to the USHL's Sioux City Musketeers and Lucius moved onto the USNTDP Juniors. In 2022-23, they both started their collegiate careers - Schimek with Providence and Lucius with Wisconsin. Each did two years with their programs before entering the transfer portal. When the opportunity arose for the duo to reconnect in this next phase of their NCAA careers, they jumped at it.

Lucius was injured to start the 2024-25 season and the pair finally played their first game together on Jan. 10, 2025 in Lucius' debut in maroon and gold vs. North Dakota. The wingers were paired with rookie center Cullen Potter.

"It was special. It was something that we've dreamed about since we were little so it's cool to finally see it happen and get the chance to play with him," said Schimek.

CANCER SURVIVOR

At age 15, Tony was diagnosed with Hodgkin's Lymphoma, a type of cancer that affects the lymphatic system.

When Achille was diagnosed, his life turned upside down. His daily routine was interrupted, and he had to step away, competitively, from the sport he loved the most.

"I had a big lump on the side of my neck," Achille said. "My family and I went to a bunch of doctors, and they all thought it was a swollen lymph node. But the lump stayed on my neck. I went into surgery, and I got the lump removed. About two or three days later, my parents got a phone call."

"[It's] not the phone call that anyone wants to receive. Doctors told them that I had Hodgkin's Lymphoma."

Achille, following his diagnosis, underwent chemotherapy for several months. Keeping busy is what kept Achille sane. His love for hockey persisted throughout his entire journey with the disease. Even though he didn't skate competitively for two years, he skated sparingly on an ice rink near his house. This ice rink was owned by the father of his best friend, Tim Lovell.

Having a strong support system has been a primary motivator for Achille to give back. During quarantine, he and his family found-

ed Mission 16, a website designed to sell merchandise. This merchandise consisted of sweatshirts, t-shirts, and other apparel with the number 16, which is the number Achille used to wear in competition. His family raised over two thousand dollars, and all profits were donated to the Dana-Farber Cancer Institute in Boston, Massachusetts, where Achille underwent his treatment.

"There's always someone in a worse position than you," Achille said. "Going into the hospital every week made me realize that, especially seeing the young kids that were going through the same thing. They were honestly the happiest kids I've ever seen... You couldn't break their spirit."

FROM RUSSIA, WITH LOVE

At 14 years old, Artem Shlaine knew he wanted to pursue a hockey career but opportunities to combine education and hockey didn't exist in his home country of Russia. Determined to take the next step towards his dream, his parents helped him move to Florida alone to play for the South Florida Hockey Academy while the family continued to live in Russia. Almost a year after Shlaine moved to the U.S., his mom and little brother moved to the Minnesota, just in time for Shlaine to also start attending Shattuck St. Mary's. Shlaine began his collegiate career at UConn (2020-22) before transferring to Northern Michigan (2022-24). After a season-ending injury during his senior season, Shlaine entered the portal and landed at ASU who would begin its first season in the NCHC that Fall. After being separated from his parents to pursue his dreams, Shlaine is well aware of the sacrifices his parents made for him and the importance of family:

"(My hockey career) It's been a journey. I never thought when I was growing up in Russia that I was going to play in the U.S., go to college, get a scholarship, all that stuff. At the end of the day, you're thankful to your parents that they sacrificed their own stuff for the well-being of their kids... It's been really tough for my parents, they travel a lot to watch us play and every time they come to a game it's a special moment. I think some kids take it for granted who have always been with their parents," said Shlaine.

FOLLOWING MOM'S FOOTSTEPS

The story is tried and true in hockey - a player grew up watching his dad play hockey and wanted to follow in his footsteps. ASU freshman center Cullen Potter puts a refreshing spin on the hockey legacy story. His mom, Jenny Potter, is a 14-time medalist on the international hockey stage whose U.S. Women's National Team career spanned 15 seasons.

She is one of the most decorated players in the history of women's ice hockey in the United States. Highlighting her career were four appearances in the Olympic Winter Games, including helping Team USA to a gold medal at the 1998 Games in Nagano, Japan. She is one of only three U.S. women's players to compete in four Olympics. Further, her 32 career points (11G, 21A) in Olympic competition are tops in U.S. history and second in the overall Olympic record books. Potter, who also participated in 10 Three/Four Nations Cups during her time with the U.S. Women's National Team, finished her career with 237 points (101G, 136A) in 204 games played. The mastery she displayed on the international stage transitioned with ease from her prolific collegiate career, which included recognition as an All-American in each of her four campaigns. Potter played one season with the University of Minnesota (1998-99) before finishing her final three years with the University of Minnesota Duluth (1999-00/2002-04).

In the NHL Central Scouting Mid-Season report released on Jan. 14, 2025, Potter was ranked 22nd among North American skaters in anticipation of the 2025 NHL Entry Draft.

PROGRAM RECORD - 8 STRAIGHT WINS

After defeating Omaha, 3-2, at home to secure a series split with the Mavericks, ASU turned up the heat on its opponents. ASU traveled to then-No. 1 Denver and secured a series sweep of the Pioneers at Magness Arena. The wins ended DU's 21-game winning streak that dated back to March 2024 and included the Pioneers NCAA championship berth. The Sun Devils handed the Pioneers their first sweep at home since pre-COVID February 2020 after they fell in a series to Minnesota Duluth. In the four years since then, Denver has won two national championships (2022 and 2024). ASU enjoyed an off-weekend after the huge wins in the Mile High City before hosting UMD in the final series before the holiday break. After winning 5-3 on Friday, the Bulldogs pushed Saturday to overtime but the Sun Devils ultimately came out on top, 3-2. Following the holiday break, ASU hosted its sixth annual Desert Hockey Classic, defeating Robert Morris, 7-3, en route to the championship game against then-No. 16 Cornell. The Sun Devils secured back-to-back titles as champions of the classic after shutting down the Big Red with a 4-0 victory and 34-save shutout for Gibson Homer. The Sun Devils reached a new program record at eight consecutive wins with the 4-1 victory over then-No. 15 North Dakota on Friday, Jan. 10. The streak ran from Nov. 16, 2024 through Jan. 10, 2025.

ARIZONA STATE SINGLE-GAME CAREER HIGHS

#1 Luke Pavichich
Saves: 47 (at Providence, 01/27/24)

#2 Noah Beck
Goals: 2 (2 times, last vs. New Hampshire, 10/07/22)
Assists: 3 (2 times, last at Air Force, 10/04/24)
Points: 3 (4 times, last at Air Force, 10/04/24)
Plus/Minus: +3 (3 times, last vs. Robert Morris, 01/03/25)

#5 Ty Murchison
Goals: 2 (at Colorado College, 12/17/21)
Assists: 1 (13 times, last at Miami, 01/31/25)
Points: 2 (at Colorado College, 12/17/21)
Blocks: 9 (vs. Boston College, 12/31/22)

#7 Joel Kjellberg
Assists: 2 (at Miami, 01/31/25)
Points: 2 (at Miami, 01/31/25)
Plus/Minus: 3 (2 times, last at St. Cloud State, 01/17/25)

#8 Artem Shlaine
Goals: 3 (vs. Lake Superior State, 11/10/23)
Assists: 3 (3 times, last at St. Cloud State, 01/18/25)
Points: 4 (at St. Cloud State, 01/18/25 & at Miami, 01/31/25)
Plus/Minus: +4 (vs. Ferris St., 02/17/23)
Short-Handed Goals: 1 (3x, last at Miami, 01/31/25)

#9 Anthony Dowd
Goals: 2 (at Robert Morris, 12/17/23)
Assists: 2 (vs. Stonehill, 11/03/23; vs. Northern Michigan, 10/21/23)
Points: 3 (vs. Stonehill, 11/03/23 and at Robert Morris, 12/17/23)
Plus/Minus: +5 (vs. Denver, 02/08/25)

#10 Tucker Ness
Assists: 1 (4 times, last vs. Robert Morris, 01/03/25)
Points: 1 (4 times, last vs. Robert Morris, 01/03/25)
Plus/minus: +2 (vs. Lindenwood, 02/03/24)

#11 Benji Eckerle
Goals: 1 (17 times, last at St. Cloud State, 01/17/25)
Assists: 2 (at #1 Denver, 11/23/24)
Points: 2 (4 times, last at #1 Denver, 12/23/23)
Plus/Minus: +3 (2 times, last vs. Harvard, 01/05/24)

#12 Cullen Potter
Goals: 2 (vs. Robert Morris, 01/03/25)
Assists: 2 (vs. Denver, 02/07/25)
Points: 2 (3 times, last vs. Denver, 02/07/25)

#14 Ty Jackson
Goals: 1 (31 times, last vs. Denver, 02/07/25)
Assists: 4 (vs. Lindenwood, 02/17/23)
Points: 4 (vs. Lindenwood, 02/17/23)
Plus/Minus: 4 (at UConn, 02/26/22)

#15 Dylan Jackson
Goals: 3 (2 times, last vs. #2 Denver, 11/10/23)
Assists: 2 (5 times, last at Miami, 10/28/23)
Points: 4 (vs. Lindenwood, 02/17/23)

#16 Ethan Szmagaj
Goals: 1 (6 times, last vs. #19 Colorado College, 01/24/25)
Assists: 2 (at Bemidji State, 10/08/22)
Points: 2 (at Bemidji State, 10/08/22)
Blocks: 7 (at New Hampshire, 12/10/22)

#18 David Hymovitch
Goals: 1 (2x, last vs. Omaha, 11/16/24)
Assists: 1 (3x, last vs. Robert Morris, 01/03/25)
Points: 1 (5x, last vs. Robert Morris, 01/03/25)

#23 Bennett Schimek
Goals: 3 (at Air Force, 10/04/24)
Assists: 3 (vs. Robert Morris, 01/03/25)
Points: 4 (2 times, last at Air Force, 10/04/24)

Plus/Minus: +4 (2 times, last at UMass Lowell, 01/26/24)
Shorthanded Goals: 2 (at Air Force, 10/04/24)

#25 Kyle Smolen
Goals: 2 (3x, last at Air Force, 10/04/24)
Assists: 2 (4x, last St. Cloud State, 01/18/25)
Points: 3 (vs. Harvard, 01/05/24)
Plus/Minus: +3 (vs. Robert Morris, 01/03/25)

#29 Cole Gordon
Goals: 1 (6 times, last at Miami, 01/31/25)
Assists: 2 (at #15 St. Cloud State, 01/18/25)
Points: 2 (at #15 St. Cloud State, 01/18/25)

#31 Gibson Homer
Saves: 39 (at Alaska Anchorage, 03/08/24)

#37 Sam Court
Goals: 1 (3x, last at Miami, 02/01/25)
Assists: 1 (7x, last vs. Denver, 01/07/25)
Points: 2 (2x, last vs. Cornell, 01/04/25)
Plus/Minus: +3 (vs. Cornell, 01/04/25)

#43 Cole Helm
Goals: N/A
Assists: 1 (2 times, last at Air Force, 10/04/24)
Points: 1 (2 times, last at Air Force, 10/04/24)

#51 Cruz Lucius
Goals: 2 (4 times)
Assists: 4 (vs. Notre Dame, 01/07/23)
Points: 4 (2 times, last vs. Notre Dame, 01/07/23)
Plus/Minus: +3 (2 times, last at Michigan Tech, 10/20/23)

#53 Ryan Alexander
Goals: 2 (vs. Minnesota, 11/26/22)
Assists: 2 (3 times, last time at #1 Denver, 11/22/24)
Points: 2 (8 times, last time at #1 Denver, 11/22/24)

#61 Lukas Sillinger
Goals: 3 (at Alaska Anchorage, 03/09/24)
Assists: 4 (at Robert Morris, 12/17/23)
Points: 5 (at Robert Morris, 12/17/23)
Plus/Minus: +5 (at Michigan Tech, 03/12/22)

#74 Brasen Boser
Goals: 1 (2x, last at Miami, 02/01/25)
Assists: 1 (2x, last vs. #19 Colorado College, 01/25/25)
Points: 1 (5x, last at Miami, 02/01/25)
Plus/Minus: +3 (vs. Omaha, 11/16/24)

#82 Charlie Schoen
Goals: 2 (2x, last vs. #19 Colorado College, 01/25/25)
Assists: 3 (at Alaska Anchorage, 03/09/24)
Points: 3 (2x, last vs. #19 Colorado College, 01/25/25)
Plus/Minus: 3 (2x, last vs. #19 Colorado College, 01/25/25)

#89 Tony Achille
Goals: N/A
Assists: 1 (3 times, last vs. Lindenwood, 02/03/24)
Points: 1 (3 times, last vs. Lindenwood, 02/03/24)

#92 Ryan Kirwan
Goals: 3 (2x, last vs. Robert Morris, 01/03/25)
Assists: 2 (3 times, last vs. #19 Colorado College, 01/25/25)
Points: 4 (2x, vs. Army, 01/06/24 & #19 Colorado College, 01/25/25)
Plus/Minus: +4 (vs. Minnesota, 12/02/23)
Power Play Goals: 2 (at Miami, 01/31/25)

ARIZONA STATE LAST TIME IT HAPPENED

Won in overtime	vs. #6 Denver (6-5)	Feb. 8, 2025
Lost in overtime	@ Minnesota Duluth (2-3)	Feb. 14, 2025
Overtime tie	@ Minnesota Duluth (3-3)	Feb. 15, 2025
Scored 5 goals	@ #15 St. Cloud State	Jan. 18, 2025
Scored 6 goals	vs. #6 Denver	Feb. 8, 2025
Scored 7+ goals	at Miami (7)	Jan. 31, 2025
Allowed 5+ goals	vs. #6 Denver (5)	Feb. 8, 2025
Shutout on road	@ #4 Minnesota (0-10)	Jan. 21, 2021
Shutout at home	vs. #17 Minnesota State (0-5)	Jan. 14, 2023
Shutout at neutral site	vs. #19 Clarkson (0-3)	Dec. 28, 2018
Had a home shutout	vs. Alaska Anchorage (3-0)	Nov. 19, 2023
Had a road shutout	@ Northern Michigan (2-0)	Oct. 26, 2024
Had a neutral site shutout		
Had a home sweep	vs. Minnesota Duluth*	Dec. 6-7, 2024
Had a road sweep	@ Miami	Jan. 31-Feb. 1, 2025
Swept at home	vs. #18 Cornell	Feb. 24-25, 2023
Swept on the road	@ #8 Colorado College	Nov. 8-9, 2024
Scored a SHG	Artem Shlaine & Bennett Schimek at Miami	Jan. 31, 2025
Allowed a SHG	vs. #10 Michigan	Oct. 11, 2024
Scored 2 PPG's	at Miami (Kirwan 2x)	Jan. 31, 2025
Scored 3 PPG's	@ #15 St. Cloud State (Beck, T. Jackson, Kirwan)	Jan. 18, 2025
Player w/ 2+ PPG's	Ryan Kirwan (2) at Miami	Jan. 31, 2025
	Matthew Kopperud (2) vs. Alaska Fairbanks	Feb. 10, 2024
	Tyler Gratton (2) at Robert Morris	Dec. 17, 2023
	Matthew Kopperud (2) at Robert Morris	Dec. 16, 2023
	Matthew Kopperud (2) vs. New Hampshire	Oct. 16, 2021
	Matthew Kopperud (2) vs. UMass Lowell	Oct. 2, 2021
	Matthew Kopperud (2) vs. #18 Notre Dame	Jan. 10, 2021
Player w/2 SHG	Bennett Schimek at Air Force	Oct. 4, 2024
Player w/PPG & SHG in same game	Artem Shlaine vs. #14 North Dakota (L, 4-3 OT)	Jan. 11, 2025
	Bennett Schimek @ Air Force (W, 8-3)	Oct. 4, 2024
	Robert Mastro Simone vs. Michigan Tech (L, 4-2)	Jan. 6, 2023
	Josh Maniscalco vs. Alaska Fairbanks (W, 4-0)	Nov. 9, 2019
Allowed 2 PPG's	@ Minnesota Duluth	Feb. 14, 2025
Allowed 3+ PPG's	vs. Robert Morris (3)	Jan. 3, 2025
Acquired 10+ Penalties	@ Alaska (21)	Feb. 23, 2024
Committed 0 Penalties	@ #1 Minnesota	Jan. 4, 2021
Scored a hat trick	Ryan Kirwan vs. Robert Morris	Jan. 3, 2025
Allowed a hat trick	vs. #6 Denver (2PPG, 1ES)	Feb. 8, 2025
	at #14 Providence (2G, 1EN)	Oct. 18, 2024
	vs. #10 Michigan (2G, 1EN)	Oct. 11, 2024
Player had 3 assists	Artem Shlaine (3) @ Miami	Jan. 31, 2025
	Artem Shlaine (3) @ #15 St. Cloud State	Jan. 18, 2025
	Bennett Schimek (3) vs. Robert Morris	Jan. 3, 2025
	Noah Beck (3) at Air Force	Oct. 4, 2024
	Charlie Schoen (3) @Alaska Anchorage	March 9, 2024
	Lukas Sillinger (3) vs. Long Island	March 2, 2024
	Lukas Sillinger (3) at Alaska Fairbanks	Feb. 24, 2024
	Lukas Sillinger (3) vs. Alaska Anchorage	Nov. 17, 2023
	Robert Mastro Simone (3) at Alaska Anchorage	March 3, 2023
	Robert Mastro Simone (3) vs #2 Minnesota	Nov. 26, 2022
	Jack Becker (3) at Colorado College	Dec. 17, 2021
	Josh Doan (3) vs. UMass Lowell	Oct. 2, 2021
	Walker & O'Reilly (3) at #18 Notre Dame	Jan. 10, 2021
Player had 4 assists	Lukas Sillinger (4) at Robert Morris	Dec. 17, 2023
	Tim Lovell (4) at Robert Morris	Dec. 17, 2023
	Ty Jackson (4) vs. Lindenwood	Feb. 17, 2023
Player had 5 assists	Anthony Croston (5) vs. Brown	Dec. 30, 2016
Player had 3 points	Lukas Sillinger (1G, 2A) @ Miami	Jan. 31, 2025
	Ryan Kirwan (2G, 1A) @ #15 St. Cloud State	Jan. 17, 2025
	Ryan Kirwan (3G) vs. Robert Morris	Jan. 3, 2025
	Noah Beck (3A) at Air Force	Oct. 4, 2024
Player had 4 points	Artem Shlaine (1G, 3A) @ Miami	Jan. 31, 2025
	Artem Shlaine (1G, 3A) @ #15 St. Cloud State	Jan. 18, 2025
	Bennett Schimek (3G, 1A) at Air Force	Oct. 4, 2024
	Lukas Sillinger (3G, 1A) @Alaska Anchorage	March 9, 2024
	Tim Lovell (4A) at Robert Morris	Dec. 17, 2023
	Josh Doan (1G, 3A) at Alaska Anchorage	March 3, 2023
	Ty Jackson (4A), Dylan Jackson (2G, 2A)	Feb. 17, 2023
Player had 5 points	Lukas Sillinger (1G, 4A) at Robert Morris	Dec. 17, 2023
	Anthony Croston (5A) vs. Brown	Dec. 30, 2016
Registered 40+ SOG	@ Minnesota Duluth (44)*	Nov. 16, 2024
Registered 50+ SOG	vs. #6 Denver (55)*	Feb. 15, 2025
Allowed 40+ SOG	vs. #19 Colorado College (41)	Jan. 25, 2025
Allowed 50+ SOG	vs. Boston College (50)	Dec. 30, 2022
Goalie had 30-39 saves	Gibson Homer (32 saves) @ Minnesota Duluth	Feb. 15, 2025
Goalie had 40+ saves	TJ Semptimphelter vs. Boston College (42)	Dec. 31, 2022
Goalie had 50+ saves	TJ Semptimphelter (53) at #1 Denver	Dec. 2, 2022
Goalie assist	TJ Semptimphelter vs. Harvard	Jan. 5, 2024

*Includes Overtime

2024-25 REGULAR-SEASON HIGHS AND LOWS

Most Goals Scored in a Game	8	at Air Force	Oct. 4, 2024
Most Goals Allowed in a Game	5	vs. #19 Colorado College & #6 Denver	Jan. 25 & Feb. 8, 2025
Most Goals Scored in a Period	4	at Air Force & at #15 St. Cloud State	Oct. 4, 2024/Jan. 18, 2025
Most Goals Allowed in a Period	4	vs. #19 Colorado College	Jan. 25, 2025
Most Shots On Goal in a Game	55*	vs. #6 Denver	Feb. 8, 2025
Most Shots On Goal Allowed in a Game	41	vs. #19 Colorado College	Jan. 25, 2025
Most Shots On Goal in a Period	23	vs. #6 Denver (3rd period)	Feb. 8, 2025
Most Shots On Goal Allowed in a Period	19	at Air Force (2nd period)	Oct. 5, 2024
Fewest Shots On Goal in a Game	24	at Air Force; vs. UND	Oct. 4, 2024; Jan. 11, 2025
Fewest Shots On Goal Allowed in a Game	11	at Miami	Feb. 1, 2025
Fewest Shots On Goal in a Period	4	at AF (2nd) & @ #15 SCSU (1st), #19 CC (1st)	Oct. 4, 24/Jan. 18, 25/Jan. 24, 25
Fewest Shots On Goal Allowed in a Period	3	at NMU (3rd) & @ Miami (2nd)	Oct. 26, 2024/Feb. 1, 2025
Most Saves in a Game	36	Gibson Homer vs. #19 Colorado College Luke Pavich at #14 Providence	Jan. 25, 2025 Oct. 19, 2024
Most PPG in a Game	4	at #15 St. Cloud State (Sillinger, Beck, T. Jackson, Kirwan)	Jan. 18, 2025
Most PPG Allowed in a Game	3	vs. Robert Morris	Jan. 3, 2025
Most PP Opportunities in a Game	8	at #15 St. Cloud State	Jan. 18, 2025
Most ASU Penalties in a Game	8	vs. #14 North Dakota	Jan. 11, 2025
Most SHG in a Game	3	at Air Force (Bennett Schimek 2x, Smolen)	Oct. 4, 2024
Most SHG Allowed in a Game	2	vs. #10 Michigan	Oct. 11, 2024
Longest Undefeated Streak	8	Nov. 16, 2024-Jan. 10, 2025	
Longest Winning Streak	8	Nov. 16, 2024-Jan. 10, 2025	
Longest Home Winning Streak	6	Nov. 16, 2024 - Jan. 10, 2025	
Longest Road Winning Streak	6	Nov. 22-Feb. 1, 2025	
Longest Winless Streak	5	Oct. 5-19, 2024	
Longest Home Winless Streak	3	Oct. 11-Nov. 15, 2024	
Longest Road Winless Streak	3	Oct. 5-19, 2024	
Longest Winning Streak Against Ranked Teams	4	Nov. 22-Jan. 10 (at #1 Denver, vs. #16 Cornell, vs. #14 North Dakota)	
Quickest Goal from Start of Game (Sun Devils)	:27 (1st)	at Air Force (Bennett Schimek)	Oct. 5, 2024
Quickest Goal from Start of Game (Opp.)	2:52 (1st)	@ Minnesota Duluth	Feb. 15, 2025
Shortest Time Between Two Goals (Sun Devils)	0:16	vs. #10 Michigan (Beck & Potter)	Oct. 12, 2024
Shortest Time Between Two Goals (Opp.)	1:01	vs. Minnesota Duluth	Dec. 6, 2024
Shortest Time Between Two Goals (Both teams)	:08	vs. #19 Colorado College	Jan. 25, 2025
Largest Margin of Victory	7	at Air Force (8-1)	Oct. 4, 2024
Largest Margin of Defeat	3	vs. #10 Michigan/at #14 Providence	Oct. 11/18, 2024
Largest Crowd at Home	5,354	vs. #10 Michigan	Oct. 12, 2024
Shutouts This Year	2	vs. #16 Cornell (4-0, 34 saves-Homer) at Northern Michigan (2-0, 22 saves-Homer)	Jan. 4, 2025 Oct. 26, 2024
Shutouts Against This Year			
Hat Tricks	2	Ryan Kirwan vs. Robert Morris Bennett Schimek at Air Force	Jan. 3, 2024 Oct. 4, 2024
Hat Tricks Against	3	#10 Michigan (2G, 1EN) #14 Providence (2G, 1EN) #6 Denver (2PPG, 1ES)	Oct. 11, 2024 Oct. 18, 2024 Feb. 8, 2025

*Includes Overtime

OVERALL REGULAR-SEASON HIGHS AND LOWS

Most Goals Scored in a Game	8	vs. Brown at #14/15 Wisconsin vs. Lindenwood at Robert Morris at Air Force	Dec. 30, 2016 Nov. 28, 2020 Feb. 17, 2023 Dec. 17, 2023 Oct. 4, 2024
Most Goals Allowed in a Game	10	at #4 Minnesota at Merrimack	Jan. 21-22, 2021 Jan. 31, 2016
Most Goals Scored in a Period	5	2nd period at Robert Morris 3rd period vs. RIT	Dec. 17, 2023 Jan. 17, 2020
Most Goals Allowed in a Period	6	3rd period at #4 Minnesota	Jan. 22, 2021
Most Shots On Goal in a Game	56	at Robert Morris	Dec. 17, 2023
Most Shots On Goal Allowed in a Game	57	at Quinnipiac at UMass-Lowell at Quinnipiac	Oct. 15, 2015 Jan. 30, 2016 Jan. 27, 2017
Most Shots On Goal in a Period	27	2nd period at Robert Morris	Dec. 17, 2023
Most Shots On Goal Allowed in a Period	28	3rd period at Quinnipiac	Jan. 28, 2017
Fewest Shots On Goal in a Game	11	at #12/14 Wisconsin	Jan. 16, 2021
Fewest Shots On Goal Allowed in a Game	11	at Miami	Feb. 1, 2025
Fewest Shots On Goal in a Period	1	3rd period at Quinnipiac 1st period at Bentley 3rd period vs. Boston College	Jan. 28, 2017 Feb. 8, 2020 Dec. 31, 2022
Fewest Shots On Goal Allowed in a Period	1	1st period vs. Alabama-Huntsville	Nov. 3, 2017
Most Saves in a Game	54	Joey Daccord at #9 Western Michigan	Feb. 4, 2017
Most Penalties in a Game	21	at Alaska	Feb. 23, 2024
Most PPG in a Game	5	vs. Omaha	Oct. 27, 2018
Most PPG Allowed in a Game	6	at Notre Dame	Oct. 7, 2016
Most SHG in a Game	3	at Air Force (Bennett Schimek 2x, Smolen)	Oct. 4, 2024
Player with 2 SHG in Single Game	2	Ryan Kirwan at Miami Bennett Schimek at Air Force	Jan. 31, 2025 Oct. 4, 2024
Longest Undefeated Streak	10	Dec. 1, 2023-Jan. 6, 2024	
Longest Winning Streak (Home & Away)	8	Nov. 16, 2024 - Jan. 10, 2025	
Longest Home Winning Streak	10	Oct. 26, 2018 - Feb. 16, 2019 (games at Oceanside Ice Arena)	
Longest Road Winning Streak	6	Nov. 22, 2024-Feb. 1, 2025	
Longest Winless Streak	16	Nov. 27, 2015 - Jan. 31, 2016	
Longest Home Winless Streak	4	Nov. 4 - Dec. 8, 2017	
Longest Road Winless Streak	17	Nov. 27, 2015 - Oct. 22, 2016	
Quickest Goal from Start of Game (Sun Devils)	0:11	at #13/16 Notre Dame	Dec. 3, 2020
Quickest Goal from Start of Game (Opp.)	0:09	at Holy Cross	Nov. 25, 2016
Shortest Time Between Two Goals (Sun Devils)	0:07	vs. RIT	Jan. 17, 2020
Shortest Time Between Two Goals (Opp.)	0:11	at Penn State	Nov. 18, 2016
Shortest Time Between Two Goals (Both teams)	0:07	vs. #11/12 Denver	Dec. 3, 2021
Largest Margin of Victory	7	at Air Force (8-1)	Oct. 4, 2024
Largest Margin of Defeat	10	at #4 Minnesota at Merrimack	Jan. 21 & 22, 2021 Jan. 31, 2016
Largest Comeback Victory in 2-0 Deficit	5-2, W	vs. Clarkson (down 2-0 in 2nd period)	Dec. 29, 2023
Largest Crowd at Home	5,354	vs. No. 10 Michigan	Oct. 12, 2024
Hat Tricks	11	vs. Southern New Hampshire (Croston) vs. Omaha (Walker, 4) vs. #4 Denver (Walker) vs. Alaska Anchorage (B. Pasichnuk) vs. St. Thomas (Theisen) vs. Long Island (D. Jackson) vs. #2 Denver (D. Jackson) at Robert Morris (Gratton) at Alaska Anchorage (Sillinger - 1st natural) at Air Force (Schimek) vs. Robert Morris (Kirwan)	Jan. 20, 2017 Oct. 27, 2018 Dec. 6, 2019 Feb. 15, 2020 Oct. 30, 2021 March 10, 2023 Nov. 10, 2023 Dec. 17, 2023 March 9, 2024 Oct. 4, 2024 Jan. 3, 2025
Hat Tricks Against (14): at UMass-Lowell (Smith) - Jan. 30, 2016;; at Penn State (Smirnov) - Nov. 18, 2016; vs. Brown (Corcoran) - Dec. 30, 2016; vs. St. Cloud State (Jackson) - Dec. 31, 2016; vs. Boston University (Carpenter) - Jan. 26, 2018; at Wisconsin (Ahcan) - Feb. 21, 2020; at #7 Michigan (Beniers) - Feb. 26, 2021; at Colgate (Young) - Oct. 22, 2021; at Quinnipiac (Chau) - Nov. 13, 2021; vs. #11/12 Denver (Stapley) - Dec. 3, 2021; at #4 Minnesota (McManus, Walker) - Jan. 21, 2021; vs. #10 Michigan - Oct. 11, 2024 (Schiffsky); at #14 Providence - Oct. 14, 2024 (Adams); vs. #6 Denver - Feb. 8, 2025 (Harris)			

2024-25 GAME-BY-GAME RESULTS

No.	Date	Opponent	Result	Score	Record	ASU Goal	Opp. Goal	SF-SA	PP/PK
1	Oct. 4	at Air Force	Win	8-4	1-0-0	23^, 15, 23*, 25^, 12, 25*, 23*, 29	26	24-28	2 / 6
2	Oct. 5	at Air Force	Loss	3-4 (OT)	1-1-0	23, 25, 92	64, 26, 64, 26*	35-33	3 / 4
3	Oct. 11	vs. #10 Michigan	Loss	1-4 (EN)	1-2-0	14*	17, 17^, 19*, [17]	36-34	5 / 2
4	Oct. 12	vs. #10 Michigan	Tie	3-3 (OT)	1-2-1	15, 2*, 12	5, 22, 19	31-34	4 / 4
5	Oct. 18	at #14 Providence	Loss	1-4 (EN)	1-3-1	92	19, 19, 10, [19]	28-27	2 / 1
6	Oct. 19	at #14 Providence	Loss	1-2	1-4-1	92	9, 27	32-38	1 / 2
7	Oct. 25	at Northern Michigan	Win	3-1 (EN)	2-4-1	23, 92, [11]	20	40-17	2 / 1
8	Oct. 26	at Northern Michigan	Win	2-0 (EN)	3-4-1	92*, [92]		38-22	6 / 2
9	Nov. 8	at #8 Colorado College	Loss	3-4 (OT)	3-5-1	53, 15, 2*	4*, 24, 27, 2	30-21	3 / 2
10	Nov. 9	at #8 Colorado College	Loss	1-3 (EN)	3-6-1	18	29*, 17, [24]	42-21	3 / 4
11	Nov. 15	vs. Omaha	Loss	2-4 (EN)	3-7-1	14, 9*	29, 24*, 3, [6]	43-23	3 / 3
12	Nov. 16	vs. Omaha	Win	3-2	4-7-1	8, 53, 18	3, 8	44-22	4 / 3
13	Nov. 22	at #1 Denver	Win	3-2	5-7-1	8, 23, 8	15*, 15	30-32	3 / 3
14	Nov. 23	at #1 Denver	Win	5-2	6-7-1	2*, 12, 8, 8, [23]	12, 7	29-28	2 / 1
15	Dec. 6	vs. Minnesota Duluth	Win	5-3 (EN)	7-7-1	14*, 12, 53, 15, [37]	17, 10, 17	38-28	2 / 1
16	Dec. 7	vs. Minnesota Duluth	Win	3-2 (OT)	8-7-1	15, 92, 25	10, 27	35-28	4 / 4
17	Jan. 3	vs. Robert Morris	Win	7-3	9-7-1	92, 92, 12, 12, 11, 82, 92	9, 9, 2	35-25	2 / 6
18	Jan. 4	vs. #16 Cornell	Win	4-0	10-7-1	14, 92, 61, 37*		28-34	4 / 1
19	Jan. 10	vs. #14 North Dakota	Win	4-1	11-7-1	12, 74, 8, 25*	26	31-28	4 / 2
20	Jan. 11	vs. #14 North Dakota	Loss	3-4 (OT)	11-8-1	8^, 23*, 8*	8, 18*, 14, 9	24-36	5 / 6
21	Jan. 17	at #15 St. Cloud State	Win	6-3	12-8-1	12, 92, 61, 11, 25*, [92]	34*, 28, 16	28-33	1 / 4
22	Jan. 18	at #15 St. Cloud State	Win	5-3	13-8-1	61*, 2*, 14*, 92*, 8*	13, 28, 81	25-34	8 / 2
23	Jan. 24	vs. #19 Colorado College	Win	4-1	14-8-1	29, 16^, 15, 25*	9	29-25	2 / 4
24	Jan. 25	vs. #19 Colorado College	Loss	4-5	14-9-1	92*, 92, 82, 82	26, 26, 11, 4, 29	34-41	2 / 4
25	Jan. 31	at Miami	Win	7-1	15-9-1	29, 23^, 92*, 92*, 12, 61, 8^	27	25-21	3 / 3
26	Feb. 1	at Miami	Win	4-1	16-9-1	25*, 37, 74, 51	2	24-11	3 / 2
27	Feb. 7	vs. #6 Denver	Loss	4-5 (OT)	16-10-1	51*, 14, 61, 23	18, 12, 9, 7, 7	27-34	3 / 3
28	Feb. 8	vs. #6 Denver	Win	6-5 (OT)	17-10-1	25, 61, 92, 61, 23, 23	12, 12, 12, 7, 24	55-33	3 / 4
29	Feb. 14	at Minnesota Duluth	Loss	2-3 (OT)	17-11-1	8*, 61	17*, 25*, 8	25-26	1 / 3
30	Feb. 15	at Minnesota Duluth	Tie	3-3 (OT, SOW)	17-11-2	8, 25, 8*	2, 6, 10	44-35	7 / 4

* - Power Play Goal

^ - Shorthanded Goal

[] - Empty Net Goal

\$ - Penalty Shot

CAREER SCORING

Player (Games: ASU; Career)	G-A-Pts. (Career)
Lukas Sillinger (99; 164)	28-73-101 (51-103-154)
Artem Shlaine (24; 148)	13-18-31 (42-70-112)
Ryan Kirwan (30; 130)	19-11-30 (53-46-99)
Ty Jackson (87; 136)	18-41-59 (31-60-91)
Noah Beck (30; 153)	4-22-26 (19-63-82)
Cruz Lucius (12; 82)	2-5-7 (26-49-75)
Bennett Schimek (28; 99)	12-18-30 (31-36-67)
Dylan Jackson (72; 101)	25-21-46 (30-33-63)
Benji Eckerle (141)	17-32-49
Kyle Smolen (66)	17-25-42
Ryan Alexander (86)	17-18-35
Charlie Schoen (56)	12-20-32
Ethan Szmagaj (120)	6-20-26
Ty Murchison (138)	9-13-22
Anthony Dowd (66)	4-19-23
Cullen Potter (28)	9-7-16
Sam Court (30)	3-7-10
Joel Kjellberg (26)	0-9-9
Cole Gordon (58)	6-2-8
Brasen Boser (30)	2-4-6
David Hymovitch (22)	2-3-5
Tucker Ness (53)	0-4-4
Tony Achille (25)	0-3-3
Cole Helm (9)	0-2-2

LAST GOAL SCORED

Player	Opp.	GP Since
Artem Shlaine	at Minnesota Duluth	0
Kyle Smolen	at Minnesota Duluth	0
Lukas Sillinger	at Minnesota Duluth	1
Bennett Schimek	vs. #6 Denver	2
Ryan Kirwan	vs. #6 Denver	2
Ty Jackson	vs. #6 Denver	3
Cruz Lucius	vs. #6 Denver	3
Sam Court	at Miami	4
Brasen Boser	at Miami	4
Cullen Potter	at Miami	5
Cole Gordon	at Miami	5
Charlie Schoen	vs. #19 Colorado College	6
Dylan Jackson	vs. #19 Colorado College	7
Ethan Szmagaj	vs. #19 Colorado College	7
Noah Beck	at #15 St. Cloud State	8
Benji Eckerle	at #15 St. Cloud State	9
Ryan Alexander	vs. Minnesota Duluth	14
David Hymovitch	vs. Omaha	18
Anthony Dowd	vs. Omaha	19
Ty Murchison	at Robert Morris	48

CURRENT PLAYERS IN THE NHL ENTRY DRAFT

Player (Year)	Team	Round-Pick
Noah Beck ('20)	St. Louis Blues	7th-194th
Cruz Lucius ('22)*	Carolina Hurricanes	4th-124th
	*rights traded to Pittsburgh Penguins	
Ty Murchison ('21)	Philadelphia Flyers	5th-158th
Artem Shlaine ('20)	New Jersey Devils	5th-130th

MULTIPLE-POINT GAMES (SEASON/CAREER)

Player (Games - Season/Career)	Last Time	Record (Season/Career)
Lukas Sillinger (12 / 42)	02/15/25 at Minnesota Duluth (2A)	8-2-2 / 29-12-3
Artem Shlaine (9 / 23)	02/15/25 at Minnesota Duluth (2G)	6-2-1 / 19-3-1
Ty Jackson (2 / 21)	02/08/25 vs. #6 Denver (2A)	2-0-0 / 19-1-0
Ryan Kirwan (6 / 21)	01/31/25 at Miami (2G)	5-1-0 / 20-1-0
Cruz Lucius (1 / 18)	02/08/25 vs. #6 Denver (2A)	1-0-0 / 18-0-0
Noah Beck (7 / 15)	01/18/25 at #15 St. Cloud State (1G, 1A)	4-2-1 / 7-5-3
Bennett Schimek (7 / 12)	02/08/25 vs. #6 Denver (2G)	6-1-0 / 11-1-0
Kyle Smolen (6 / 9)	01/18/25 at St. Cloud State (2A)	6-0-0 / 8-0-1
Ryan Alexander (2 / 8)	11/22/24 at #1 Denver (2A)	2-0-0 / 6-2-0
Dylan Jackson (3 / 8)	12/07/24 vs. Minnesota Duluth (1G, 1A)	3-0-0 / 7-1-0
Charlie Schoen (1 / 6)	01/25/25 vs. #19 Colorado College (2G, 1A)	0-1-0 / 4-2-0
Benji Eckerle (1 / 4)	11/23/24 at #1 Denver (2A)	1-0-0 / 2-1-1
Anthony Dowd (0 / 3)	12/17/23 at Robert Morris (2G, 1A)	0-0-0 / 3-0-0
Cullen Potter (3 / 3)	02/07/25 vs. #6 Denver (2A)	1-1-1 / 1-1-1
Sam Court (1 / 1)	12/06/24 vs. Minnesota Duluth (1G, 1A)	1-0-0 / 1-0-0
Cole Gordon (1 / 1)	01/17/25 at St. Cloud State (2A)	1-0-0 / 1-0-0
Joel Kjellberg (1 / 1)	01/31/25 at Miami (2A)	1-0-0 / 1-0-0
Ethan Szmagaj (0 / 1)	10/08/22 at Bemidji State (2A)	0-0-0 / 0-1-0

MULTIPLE-GOAL GAMES (SEASON/CAREER)

Player (Games - Season/Career)	Last Time	Record (Season/Career)
Ryan Kirwan (5 / 11)	01/31/25 at Miami (2G)	4-1-0 / 10-1-0
Artem Shlaine (4 / 6)	02/15/25 at Minnesota Duluth (2G)	2-1-1 / 4-1-1
Lukas Sillinger (1 / 6)	02/08/25 vs. #6 Denver (2G)	1-0-0 / 5-1-0
Bennett Schimek (2 / 4)	02/08/25 vs. #6 Denver (2G)	2-0-0 / 4-0-0
Cruz Lucius (0 / 4)	02/23/24 vs. Penn State (2G)	0-0-0 / 4-0-0
Dylan Jackson (0 / 3)	11/10/23 vs. #2 Denver (3G)	0-0-0 / 3-0-0
Charlie Schoen (1 / 2)	01/25/25 vs. #19 Colorado College (2G)	0-1-0 / 1-1-0
Kyle Smolen (1 / 2)	10/04/24 at Air Force (2G)	1-0-0 / 2-0-0
Noah Beck (0 / 2)	10/07/24 vs. New Hampshire (2G)	0-0-0 / 0-1-1
Cullen Potter (1 / 1)	01/03/25 vs. Robert Morris (2G)	1-0-0 / 1-0-0
Anthony Dowd (0 / 1)	12/17/23 at Robert Morris (2G)	0-0-0 / 1-0-0
Ryan Alexander (0 / 1)	11/26/22 vs. No. 2 Minnesota (2G)	0-0-0 / 1-0-0

THREE-PLUS POINT GAMES (SEASON/CAREER)

Player (Games - Season/Career)	Last Time	Record (Season/Career)
Lukas Sillinger (0 / 10)	03/09/24 at Alaska Anchorage(3G, 1A)	0-0-0 / 10-0-0
Ryan Kirwan (3 / 6)	01/25/25 vs. #19 Colorado College (2G, 2A)	2-1-0 / 5-1-0
Artem Shlaine (2 / 6)	01/31/25 at Miami (1G, 3A)	2-0-0 / 6-0-0
Cruz Lucius (0 / 4)	03/09/24 vs. Ohio State (1G, 2A)	0-0-0 / 4-0-0
Noah Beck (1 / 4)	10/04/24 at Air Force (2A)	1-0-0 / 2-1-1
Bennett Schimek (1 / 3)	10/04/24 at Air Force (3G, 1A)	1-0-0 / 3-0-0
Dylan Jackson (0 / 3)	11/10/23 vs. #2 Denver (3G)	0-0-0 / 3-0-0
Anthony Dowd (0 / 2)	12/17/23 at Robert Morris (2G, 1A)	0-0-0 / 2-0-0
Ty Jackson (0 / 2)	11/10/23 vs. #2 Denver (1G, 2A)	0-0-0 / 2-0-0
Kyle Smolen (0 / 1)	01/05/24 vs. Harvard (2G, 1A)	0-0-0 / 1-0-0
Charlie Schoen (1 / 1)	01/25/25 vs. #19 Colorado College (2G, 1A)	0-1-0 / 0-1-0

PLAYERS OF THE WEEK

Player	Awarded	Week
Noah Beck	Defenseman of the Week (NCHC)	Week 1
Bennett Schimek	Forward of the Week (NCHC)	Week 1
Artem Shlaine	Forward of the Week (NCHC)	Week 8
Luke Pavichich	Goaltender of the Week (NCHC)	Week 9
Ryan Kirwan	Forward of the Week (NCHC)	Week 12
Ryan Kirwan	Forward of the Week (NCHC)	Week 15

MONTHLY AWARDS

Player	Awarded	Month Year
Ryan Kirwan	Player of the Month (NCHC)	January 2025
Ryan Kirwan	Co-Player of the Month (HCA)	January 2025

2024-25 LINE CHART

Date	Opponent	Forwards				Defense			Goaltender
Oct. 4	at Air Force	61-14-15	92-12-23	11-25-53	18-29-43	5-7	2-9	74-16(37)	31-1-30
Oct. 5	at Air Force	61-14-15	92-12-23	11-25-53	18-29-43	5-7	2-9	74-16(37)	1-31-30
Oct. 11	vs. #10 Michigan	61-14-15	92-12-23	11-25-53	89-29-18	5-7	2-9	74-16(37)	31-1-39
Oct. 12	vs. #10 Michigan	92-12-23	61-14-15	11-25-53	89-29-18	2-9	74-37	5-7(16)	31-1-30
Oct. 18	at #14 Providence	61-14-15	92-12-23	11-25-53	89-29-18	5-7	2-9	74-16(37)	31-1-30
Oct. 19	at #14 Providence	92-14-15	61-12-23	11-25-53	89-29-18	2-9	74-37	5-16(10)	1-31-30
Oct. 25	at NMU	61-12-23	92-14-15	82-8-25	11-53-18	5-16	2-9	74-37 (7)	1-31-39
Oct. 26	at NMU	61-12-23	92-14-15	82-8-25	11-53-18	5-16	2-9	74-37 (7)	31-1-39
Nov. 8	at #8 CC	12-8-23	92-14-15	11-25-53	89-29-18	2-9	5-16	74-37 (10)	31-1-39
Nov. 9	at #8 CC	92-12-15	14-8-18	11-25-53	89-29-10	2-9	5-16	74-37 (7)	1-31-39
Nov. 15	vs. Omaha	61-12-25	14-8-92	11-53-18	10-29-43	2-37	5-9	74-16 (7)	1-31-30
Nov. 16	vs. Omaha	61-12-23	92-14-18	53-8-25	11-29-10	2-37	74-9	5-7 (16)	1-31-30
Nov. 22	at #1 Denver	61-12-23	92-14-15	53-8-25	11-29-18	2-37	74-9	5-7 (10)	1-31-30
Nov. 23	at #1 Denver	61-12-23	92-14-15	53-8-25	11-29-18	2-37	74-9	5-7 (10)	1-31-30
Dec. 6	vs. Minnesota Duluth	61-12-23	92-14-15	53-8-25	11-29-18	2-37	74-9	5-7 (10)	1-31-30
Dec. 7	vs. Minnesota Duluth	61-12-23	92-14-15	53-8-25	11-29-18	2-37	74-9	5-7 (10)	1-31-30
Jan. 3	vs. Robert Morris	92-8-25	82-12-23	61-14-15	11-29-18	2-37	74-9	5-7 (10)	1-31-39
Jan. 4	vs. #16 Cornell	92-8-25	82-12-23	61-14-15	11-29-18	2-37	74-9	5-7 (10)	31-1-39
Jan. 10	vs. #14 North Dakota	92-8-61	51-12-23	11-25-82	89-29-18	2-37	74-9	5-7 (10)	31-1-39
Jan. 11	vs. #14 North Dakota	92-8-61	51-12-23	11-25-82	89-29-18	2-37	74-9	5-7 (10)	1-31-39
Jan. 17	at #15 St. Cloud State	92-8-25	51-12-23	61-14-82	89-29-11	2-37	74-9	5-7 (16)	31-1-39
Jan. 18	at #15 St. Cloud State	92-8-25	51-12-23	61-14-82	89-29-11	2-37	74-9	5-7 (16)	31-1-39
Jan. 24	vs. #19 CC	92-8-82	51-25-23	61-14-15	53-29-11	2-37	74-9	5-7 (16)	31-1-30
Jan. 25	vs. #19 CC	92-8-82	51-25-23	61-14-15	53-29-11	2-37	74-9	5-7 (16)	1-31-30
Jan. 31	at Miami	92-8-82	51-12-23	61-14-15	53-29-25	2-37	74-9	5-7 (16)	1-31-30
Feb. 1	at Miami	92-8-82	51-12-23	61-14-15	53-29-25	2-37	74-9	5-7 (16)	1-31-30
Feb. 7	vs. #6 Denver	92-8-25	51-12-23	61-14-82	53-29-18	2-37	74-9	5-7 (16)	1-31-30
Feb. 8	vs. #6 Denver	92-8-82	51-12-23	61-14-25	89-29-53	2-37	74-9	5-7 (16)	31-1-30
Feb. 14	at Minnesota Duluth	92-8-82	51-12-23	61-14-25	89-29-53	2-37	74-9	5-7 (16)	1-31-30
Feb. 15	at Minnesota Duluth	53-8-92	51-12-23	61-14-25	89-29-18	2-37	74-9	5-7 (16)	31-1-30



MAIN ENTRANCE



FIRST GOAL IN HISTORY (JOSH DOAN)



THE MULLETT FAMILY & HOCKEY TEAM



SOLDOUT MULLETT ARENA - 5,153 FANS



A HOME IN THE DESERT

- On Wednesday, Dec. 16, 2020, Arizona State University and Sun Devil Athletics announced all required approvals have been received for the commencement of construction on a new Multi-Purpose Arena, which will host university and community events and serve as the future home for Sun Devil men's ice hockey and wrestling. This project continues the development of the Novus Innovation Corridor, and will be sited south of Rio Salado Parkway on the east side of Packard Drive, immediately north of the existing Packard Drive Parking Structure.
- Construction began in January 2021 and received its certificate of occupancy on Friday, September 30, 2022.
- Over 8,000 square feet is set aside for a ASU state-of-the-art ASU locker room, weight room, lounge and coaches' offices on the north side of the arena. Eight additional locker rooms are accounted for on the west side of the arena between the main arena and community ice sheet that can be utilized for visiting teams, youth programs, ASU club programs, and live events.
- On February 14, 2022, ASU and the NHL's Arizona Coyotes formed the first agreement of its kind between a college and NHL team in 100 years. The last time an NCAA college team and an NHL team shared an arena was the Boston Bruins and Boston University from 1924-28 at Boston Arena, now known as Matthews Arena. Other improvements will now be made, at the Coyotes' expense, to prepare the arena to temporarily house Coyotes home games. These improvements include constructing coaches' rooms, equipment rooms, technology and other aspects of the new ASU arena according to NHL standards. The added cost is up to \$30 million, which will be paid in advance by the Coyotes.
- The 5,000-seat venue is managed and operated by Oak View Group, SCI Architects have designed the arena, while Mortenson Construction will serve as the design builder.
- The second full-size ice sheet will also be accessible to students, the community and youth ice hockey programs at every level, providing an additional public sheet to one of the fastest-growing states for youth hockey participation in the country.
- The seating configuration for Mullett Arena includes 20 luxury suites, two group suites, a large club lounge and event-level premium club seats. The club lounge will consist of a Center Ice Club on the main concourse that runs along center ice and can host up to 500 fans. On the 300-level, a social deck will run the length of the east side of the venue, providing an open-air, aerial view of the arena where fans can interact while still experiencing exceptional sightlines to the competition. The arena would also be able to serve as a backup for sports played on hardwood, such as volleyball.
- A 942-seat student section occupies the entire west side of the venue to provide an enhanced gameday experience for ASU students.

ARIZONA STATE X FOX10 PHOENIX



FOX 10 Phoenix and Arizona State University have announced a new exclusive media partnership, making FOX 10 the official "Home of the Arizona State Sun Devils."

With this collaboration, FOX 10 will provide extensive coverage of ASU athletics, televising 11 hockey games from Mullett Arena as well as broadcasting and producing new Sun Devil programs throughout the year.

Sun Devil Hockey games are streamed exclusively on NCHC.tv, home of the National Collegiate Hockey Conference.

Michael Lewis, KSAZ/KUTP Senior Vice President and General Manager, stated, "As longtime fans of ASU's athletic program, we are proud to become the go-to source for everything Sun Devils. Through this partnership, we will provide viewers with premier, behind-the-scenes coverage so they are game day ready!"

"We can feel the excitement as we begin the next chapter of Sun Devil Athletics. Connecting and reconnecting Sun Devils across the Valley is critical for us. This partnership with FOX 10 will bring our fans into new and exciting moments throughout the year. We are focused on igniting our fan base, and this is an important step in that direction," said ASU Athletics Director Graham Rossini.

NEW LINEUP OF ASU COVERAGE ON FOX 10 TO INCLUDE:

ASU Hockey games – FOX 10 will broadcast 11 ASU hockey games this season, beginning with the Oct. 12 game against Michigan. All Sun Devil Hockey home and conference road games will be streamed on NCHC.tv.

"Sparky's Den with Coach Dillingham" – This ASU produced-program will offer viewers a comprehensive review of key plays and players from previous games and behind-the-scenes insights into game preparation and practice, with exclusive interviews with Coach Kenny Dillingham and Sun Devil Football student-athletes. An hour-long edition of "Sparky's Den" will air at 8 p.m. on Fridays on FOX 10 Xtra, with a condensed version airing on FOX 10 at 10:30 p.m., and both will be available to stream on FOX Local.

"ASU All Access" – This FOX 10-produced program will showcase ASU student-athletes, coaches, staff, alumni and all who support ASU and Sun Devil Athletics. The half-hour program will air at 11 p.m. Sundays on FOX 10 and move to 10:30 p.m. Fridays after the football season, and will stream on FOX Local.

Sun Devil Hockey and FOX 10 games:

Oct. 12 - 5:00 p.m. MST: vs. Michigan (Fox 10 Xtra)

Nov. 15 - 7:00 p.m. MST: vs. Omaha (Fox 10 Xtra)

Nov. 16 - 5:00 p.m. MST: vs. Omaha (Fox 10 Xtra)

Nov. 23 - 6:00 p.m. MST: at No. 1 Denver (Fox 10 Xtra)

Dec. 6 - 7:00 p.m. MST: vs. Minnesota Duluth (Fox 10 Xtra)

Jan. 10 - 8:00 p.m. MST: vs. North Dakota (Fox 10 Xtra)

Jan. 11 - 5:00 p.m. MST: vs. North Dakota (Fox 10 Xtra)

Jan. 17 - 6:30 p.m. MST: at St. Cloud State (FOX 10)

Jan. 18 - 9/9:30 p.m. MST: at St. Cloud State (tape delayed on Fox 10 Xtra)

Jan. 25 - 5:00 p.m. MST: vs. Colorado College (Fox 10 Xtra)

Feb. 8 - 5:00 p.m. MST: vs. Denver (Fox 10 Xtra)

2024-25 TV ROSTER



1

**LUKE
PAVICICH**
G|6-2|195|L|SR.



2

**NOAH
BECK**
D|6-3|206|L|SR.



5

**TY
MURCHISON**
D|6-2|205|L|SR.



7

**JOEL
KJELLBERG**
D|6-0|190|R|FR.



8

**ARTEM
SHLAINE**
F|6-1|185|L|GR.




9

**ANTHONY
DOWD**
D|5-7|152|R|SO.




10

**TUCKER
NESS**
D|6-3|216|R|JR.



11

**BENJI
ECKERLE**
F|5-10|181|L|GR.




12

**CULLEN
POTTER**
F|5-10|172|L|FR.



13

**HUNTER
MULLETT**
D|6-0|160|L|FR.



14

**TY
JACKSON**
F|5-8|157|L|GR.



15

**DYLAN
JACKSON**
F|5-10|166|R|GR.



16

**ETHAN
SZMAGAJ**
FD|6-0|197|R|SR.



18

**DAVID
HYMOVITCH**
F|6-0|177|R|SO.



23

**BENNETT
SCHIMEK**
F|6-0|192|R|JR.



25

**KYLE
SMOLEN**
F|5-11|165|R|SO.




29

**COLE
GORDON**
F|6-2|205|L|SO.




30

**CHASE
HAMM**
G|5-9|165|L|SO.



31

**GIBSON
HOMER**
G|6-5|210|L|JR.



37

**SAM
COURT**
D|5-10|184|R|FR.




39

**ZAKARI
BRICE**
G|5-11|180|L|FR.



43

**COLE
HELM**
F|6-0|195|L|SO.




51

**CRUZ
LUCIUS**
F|6-0|195|R|JR.



53

**RYAN
ALEXANDER**
F|5-10|176|L|JR.




61

**LUKAS
SILLINGER**
F|5-10|170|L|GR.




74

**BRASEN
BOSER**
D|5-11|178|L|FR.



82

**CHARLIE
SCHOEN**
F|5-10|160|R|JR.



89

**TONY
ACHILLE**
F|5-11|172|L|SO.



92

**RYAN
KIRWAN**
F|6-2|205|L|SR.

2024-25 TEAM STATISTICS



2024-25 Arizona St. Men's Ice Hockey
Overall Team Statistics
All games

Page 1/2
as of Feb 16, 2025

Team statistics

	ASU	OPP
SHOT STATISTICS		
Goals-Shot attempts	110-972	79-869
Shot pct.	.113	.091
Goals/Game	3.67	2.63
Shots/Game	32.40	28.97
Assists	195	133
POWER PLAYS		
Goals-Power Plays	27-95	16-91
Conversion Percent	.284	.176
Shot Attempts	131	123
Shot Percent	.206	.130
SHORT-HANDED		
Goals-Shot attempts	7-23	3-30
Shot Percent	.304	.100
GOAL BREAKDOWN		
Total Goals	110	79
Power Play	27	16
Short-handed	7	3
Empty net	6	4
Penalty	0	0
Unassisted	5	2
Overtime	2	5
Delayed Penalty	1	0
Game winning	17	11
First Goal	19	10
Game Tying Goal	1	1
Extra Attacker	6	4
BLOCKS		
Blocks	410	356
Blocks/Game	13.67	11.87
PENALTIES		
Number	105	103
Minutes	218	250
Penalties/Game	3.50	3.43
Penalty minutes/Game	7.27	8.33
Minor	104	95
Major	0	4
10-minute Misconduct	1	2
Game Misconduct	0	2
Gross Misconduct	0	0
Match	0	0
FACEOFFS (W-L)		
Faceoff W-L pct.	.485	.515
SHOOTOUTS (Made-Att)		
	2-4	0-6
ATTENDANCE		
Total	70335	57378
Dates/Avg Per Date	14/5024	16/3586
Neutral Site #/Avg	0/0	-

Goals by Periods

Team	1st	2nd	3rd	OT	TOTAL
ASU	24	35	49	2	110
Opponents	16	23	35	5	79

Shots by Periods

Team	1st	2nd	3rd	OT	TOTAL
ASU	298	328	329	17	972
Opponents	244	318	289	18	869

Saves by Periods

Team	1st	2nd	3rd	OT	TOTAL
ASU	228	295	254	13	790
Opponents	274	293	280	15	862

2024-25 CATEGORY LEADERS



2024-25 Arizona St. Men's Ice Hockey
Category Leaders
All games

Page 1/2
as of Feb 16, 2025

Points

#	Player	GP	G	A	PTS	SH
61	Sillinger, Lukas	28	8	24	32	47
8	Shlaine, Artem	24	13	18	31	54
92	Kirwan, Ryan	30	19	11	30	138
23	Schimek, Bennett	28	12	18	30	76
25	Smolen, Kyle	30	10	16	26	59
2	Beck, Noah	30	4	22	26	52
14	Jackson, Ty	28	6	12	18	39
12	Potter, Cullen	28	9	7	16	95
15	Jackson, Dylan	20	6	8	14	34
37	Court, Sam	30	3	7	10	59

Assists

#	Player	GP	G	A	PTS	SH
61	Sillinger, Lukas	28	8	24	32	47
2	Beck, Noah	30	4	22	26	52
8	Shlaine, Artem	24	13	18	31	54
23	Schimek, Bennett	28	12	18	30	76
25	Smolen, Kyle	30	10	16	26	59
14	Jackson, Ty	28	6	12	18	39
92	Kirwan, Ryan	30	19	11	30	138
9	Dowd, Anthony	30	1	9	10	33
7	Kjellberg, Joel	26	0	9	9	21
15	Jackson, Dylan	20	6	8	14	34

Goals

#	Player	GP	G	A	PTS	SH
92	Kirwan, Ryan	30	19	11	30	138
8	Shlaine, Artem	24	13	18	31	54
23	Schimek, Bennett	28	12	18	30	76
25	Smolen, Kyle	30	10	16	26	59
12	Potter, Cullen	28	9	7	16	95
61	Sillinger, Lukas	28	8	24	32	47
15	Jackson, Dylan	20	6	8	14	34
14	Jackson, Ty	28	6	12	18	39
2	Beck, Noah	30	4	22	26	52
11	Eckerle, Benji	24	3	4	7	30

Shots

#	Player	GP	G	A	PTS	SH	SH%
92	Kirwan, Ryan	30	19	11	30	138	.138
12	Potter, Cullen	28	9	7	16	95	.095
23	Schimek, Bennett	28	12	18	30	76	.158
25	Smolen, Kyle	30	10	16	26	59	.169
37	Court, Sam	30	3	7	10	59	.051
8	Shlaine, Artem	24	13	18	31	54	.241
2	Beck, Noah	30	4	22	26	52	.077
61	Sillinger, Lukas	28	8	24	32	47	.170
74	Boser, Brasen	30	2	4	6	44	.045
14	Jackson, Ty	28	6	12	18	39	.154

Power-Play Goals

#	Player	GP	PPG
92	Kirwan, Ryan	30	5
25	Smolen, Kyle	30	5
2	Beck, Noah	30	4
14	Jackson, Ty	28	3
8	Shlaine, Artem	24	3
23	Schimek, Bennett	28	2
61	Sillinger, Lukas	28	1
51	Lucius, Cruz	12	1
9	Dowd, Anthony	30	1
12	Potter, Cullen	28	1

Shot Pct.

#	Player	GP	G	A	PTS	SH	SH%
8	Shlaine, Artem	24	13	18	31	54	.241
15	Jackson, Dylan	20	6	8	14	34	.176
61	Sillinger, Lukas	28	8	24	32	47	.170
25	Smolen, Kyle	30	10	16	26	59	.169
23	Schimek, Bennett	28	12	18	30	76	.158
14	Jackson, Ty	28	6	12	18	39	.154
92	Kirwan, Ryan	30	19	11	30	138	.138
29	Gordon, Cole	28	3	2	5	22	.136
18	Hymovitch, David	20	2	3	5	15	.133
82	Schoen, Charlie	14	3	3	6	27	.111

2024-25 CATEGORY LEADERS



2024-25 Arizona St. Men's Ice Hockey
Category Leaders
All games

Page 2/2
as of Feb 16, 2025

Short-Handed Goals

#	Player	GP	SHG
23	Schimek, Bennett	28	3
8	Shlaine, Artem	24	2
16	Szmagaj, Ethan	21	1
25	Smolen, Kyle	30	1

Penalties

#	Player	GP	PEN	MIN
5	Murchison, Ty	30	17	42
2	Beck, Noah	30	11	22
25	Smolen, Kyle	30	10	20
14	Jackson, Ty	28	7	14
37	Court, Sam	30	7	14
11	Eckerle, Benji	24	6	12
7	Kjellberg, Joel	26	6	12
61	Sillinger, Lukas	28	5	10
9	Dowd, Anthony	30	5	10
15	Jackson, Dylan	20	4	8

Game-Winning Goals

#	Player	GP	GWG
92	Kirwan, Ryan	30	3
15	Jackson, Dylan	20	2
8	Shlaine, Artem	24	2
23	Schimek, Bennett	28	2
11	Eckerle, Benji	24	1
14	Jackson, Ty	28	1
16	Szmagaj, Ethan	21	1
18	Hymovitch, David	20	1
25	Smolen, Kyle	30	1
12	Potter, Cullen	28	1

Penalty Minutes

#	Player	GP	PEN	MIN
5	Murchison, Ty	30	17	42
2	Beck, Noah	30	11	22
25	Smolen, Kyle	30	10	20
14	Jackson, Ty	28	7	14
37	Court, Sam	30	7	14
11	Eckerle, Benji	24	6	12
7	Kjellberg, Joel	26	6	12
61	Sillinger, Lukas	28	5	10
9	Dowd, Anthony	30	5	10
15	Jackson, Dylan	20	4	8

Plus/Minus

#	Player	GP	+/-
8	Shlaine, Artem	24	+14
9	Dowd, Anthony	30	+13
2	Beck, Noah	30	+11
53	Alexander, Ryan	24	+10
25	Smolen, Kyle	30	+9
92	Kirwan, Ryan	30	+7
82	Schoen, Charlie	14	+7
5	Murchison, Ty	30	+6
7	Kjellberg, Joel	26	+6
74	Boser, Brasen	30	+6

2024-25 INDIVIDUAL GAME-BY-GAME STATISTICS

Opponent	Date	Score		1	2	5	7	8	9	10	11	12	14	15
				PAVICICH,L	BECK,NOAH	MURCHISON,	KJELLBERG,	SHLAINE,AR	DOWD,ANTHO	NESS,TUCKE	ECKERLE,BE	POTTER,CUL	JACKSON,TY	JACKSON,DY
at USAFA	10/04/2024	8-1	W	DNP	0-3-3	0-0-0	0-1-1	DNP	0-0-0	DNP	0-1-1	1-0-1	0-1-1	1-1-2
at USAFA	10/05/2024	3-4	Lot	0-0-0	0-2-2	0-0-0	0-0-0	DNP	0-1-1	DNP	0-0-0	0-1-1	0-0-0	0-1-1
Mich	10/11/2024	1-4	L	DNP	0-1-1	0-0-0	0-0-0	DNP	0-0-0	DNP	0-0-0	0-0-0	1-0-1	0-1-1
Mich	10/12/2024	3-3	ot	DNP	1-1-2	0-0-0	0-0-0	DNP	0-1-1	DNP	0-0-0	1-1-2	0-0-0	1-0-1
at PROV	10/18/2024	1-4	L	DNP	0-0-0	0-0-0	0-0-0	DNP	0-0-0	DNP	0-0-0	0-0-0	0-0-0	0-0-0
at PROV	10/19/2024	1-2	L	0-0-0	0-1-1	0-0-0	DNP	DNP	0-0-0	0-0-0	0-0-0	0-0-0	0-1-1	0-0-0
at NMU	10/25/2024	3-1	W	0-0-0	0-1-1	0-1-1	DNP	0-1-1	0-0-0	0-0-0	1-0-1	0-0-0	0-0-0	0-1-1
at NMU	10/26/2024	2-0	W	DNP	0-0-0	0-0-0	DNP	0-0-0	0-0-0	DNP	0-0-0	0-0-0	0-0-0	0-0-0
at CC	11/08/2024	3-4	Lot	DNP	1-1-2	0-0-0	DNP	0-0-0	0-1-1	0-0-0	0-1-1	0-1-1	0-1-1	1-0-1
at CC	11/09/2024	1-3	L	0-0-0	0-0-0	0-0-0	0-0-0	0-0-0	0-0-0	0-0-0	0-0-0	0-0-0	0-1-1	0-0-0
UNO	11/15/2024	2-4	L	0-0-0	0-0-0	0-0-0	0-0-0	0-0-0	1-0-1	0-0-0	0-0-0	0-0-0	1-0-1	DNP
UNO	11/16/2024	3-2	W	0-0-0	0-0-0	0-0-0	0-0-0	1-0-1	0-1-1	0-0-0	0-0-0	0-0-0	0-1-1	DNP
at Denver	11/22/2024	3-2	W	0-0-0	0-0-0	0-0-0	0-0-0	2-0-2	0-0-0	0-1-1	0-0-0	0-1-1	0-0-0	0-0-0
at Denver	11/23/2024	5-2	W	0-0-0	1-0-1	0-0-0	0-1-1	2-0-2	0-0-0	0-0-0	0-2-2	1-0-1	0-0-0	0-0-0
UMD	12/06/2024	5-3	W	0-0-0	0-0-0	0-0-0	0-0-0	0-1-1	0-0-0	0-0-0	0-0-0	1-0-1	1-1-2	1-1-2
UMD	12/07/2024	3-2	Wot	0-0-0	0-2-2	0-0-0	0-0-0	0-1-1	0-0-0	0-0-0	0-0-0	0-0-0	0-1-1	1-1-2
RM	01/03/2025	7-3	W	0-0-0	0-2-2	0-0-0	0-1-1	0-2-2	0-1-1	0-1-1	1-0-1	2-0-2	0-0-0	0-0-0
CU	01/04/2025	4-0	W	DNP	0-1-1	0-0-0	0-0-0	0-0-0	0-0-0	DNP	0-0-0	0-0-0	1-0-1	0-1-1
UND	01/10/2025	4-1	W	DNP	0-1-1	0-0-0	0-0-0	1-0-1	0-0-0	0-0-0	0-0-0	1-0-1	DNP	DNP
UND	01/11/2025	3-4	Lot	0-0-0	0-1-1	0-0-0	0-0-0	2-0-2	0-0-0	0-0-0	0-0-0	0-0-0	DNP	DNP
at SCSU	01/17/2025	6-3	W	DNP	0-0-0	0-1-1	0-1-1	0-1-1	0-0-0	DNP	1-0-1	1-0-1	0-1-1	DNP
at SCSU	01/18/2025	5-3	W	DNP	1-1-2	0-0-0	0-0-0	1-3-4	0-0-0	DNP	0-0-0	0-1-1	1-0-1	DNP
CC	01/24/2025	4-1	W	0-0-0	0-0-0	0-0-0	0-1-1	0-2-2	0-0-0	DNP	0-0-0	DNP	0-1-1	1-0-1
CC	01/25/2025	4-5	L	DNP	0-1-1	0-0-0	0-0-0	0-2-2	0-0-0	DNP	0-0-0	DNP	0-0-0	0-0-0
at Miami	01/31/2025	7-1	W	0-0-0	0-0-0	0-1-1	0-2-2	1-3-4	0-1-1	DNP	DNP	1-0-1	0-0-0	0-0-0
at Miami	02/01/2025	4-1	W	0-0-0	0-1-1	0-0-0	0-0-0	0-0-0	0-0-0	DNP	DNP	0-0-0	0-1-1	0-1-1
Denver	02/07/2025	4-5	Lot	0-0-0	0-1-1	0-0-0	0-1-1	0-1-1	0-1-1	DNP	DNP	0-2-2	1-0-1	DNP
Denver	02/08/2025	6-5	Wot	0-0-0	0-1-1	0-0-0	0-1-1	0-1-1	0-1-1	DNP	DNP	0-0-0	0-2-2	DNP
at UMD	02/14/2025	2-3	Lot	0-0-0	0-0-0	0-0-0	0-0-0	1-0-1	0-0-0	DNP	DNP	0-0-0	0-0-0	DNP
at UMD	02/15/2025	3-3	ot	DNP	0-0-0	0-0-0	0-0-0	2-0-2	0-1-1	DNP	DNP	0-0-0	0-0-0	DNP

Opponent	Date	Score		16	18	23	25	29	31	37	43	51	53	61
				SZMAGAJ,ET	HYMOVITCH,	SCHIMEK,BE	SMOLEN,KYL	GORDON,COL	HOMER,GIBS	COURT,SAM	HELM,COLE	LUCIUS,CRU	ALEXANDER,	SILLINGER,
at USAFA	10/04/2024	8-1	W	0-0-0	0-1-1	3-1-4	2-0-2	1-0-1	0-0-0	0-0-0	0-1-1	DNP	0-0-0	0-1-1
at USAFA	10/05/2024	3-4	Lot	0-0-0	0-0-0	1-1-2	1-0-1	0-0-0	DNP	0-0-0	0-0-0	DNP	0-0-0	0-0-0
Mich	10/11/2024	1-4	L	0-0-0	0-0-0	0-0-0	0-0-0	0-0-0	0-0-0	0-0-0	0-0-0	DNP	0-0-0	0-0-0
Mich	10/12/2024	3-3	ot	0-0-0	0-0-0	0-1-1	0-0-0	0-0-0	0-0-0	0-0-0	0-0-0	DNP	0-0-0	0-2-2
at PROV	10/18/2024	1-4	L	0-0-0	0-0-0	0-1-1	0-0-0	0-0-0	0-0-0	0-0-0	0-0-0	DNP	0-0-0	0-0-0
at PROV	10/19/2024	1-2	L	0-0-0	0-0-0	0-0-0	0-0-0	0-0-0	DNP	0-0-0	DNP	DNP	0-0-0	0-0-0
at NMU	10/25/2024	3-1	W	0-0-0	0-0-0	1-0-1	0-0-0	DNP	DNP	0-0-0	DNP	DNP	0-0-0	0-2-2
at NMU	10/26/2024	2-0	W	0-0-0	0-0-0	0-1-1	0-1-1	DNP	0-0-0	0-1-1	DNP	DNP	0-0-0	0-0-0
at CC	11/08/2024	3-4	Lot	0-0-0	0-0-0	0-0-0	0-1-1	0-0-0	0-0-0	0-0-0	DNP	DNP	1-0-1	DNP
at CC	11/09/2024	1-3	L	0-0-0	1-0-1	DNP	0-1-1	0-0-0	DNP	0-0-0	DNP	DNP	0-0-0	DNP
UNO	11/15/2024	2-4	L	0-0-0	0-0-0	DNP	0-0-0	0-0-0	DNP	0-1-1	0-0-0	DNP	0-0-0	0-1-1
UNO	11/16/2024	3-2	W	0-0-0	1-0-1	0-0-0	0-2-2	0-0-0	DNP	0-0-0	DNP	DNP	1-1-2	0-0-0
at Denver	11/22/2024	3-2	W	DNP	0-0-0	1-0-1	0-1-1	0-0-0	DNP	0-0-0	DNP	DNP	0-2-2	0-1-1
at Denver	11/23/2024	5-2	W	DNP	0-1-1	1-1-2	0-1-1	0-0-0	DNP	0-0-0	DNP	DNP	0-1-1	0-2-2
UMD	12/06/2024	5-3	W	DNP	0-0-0	0-1-1	0-1-1	0-0-0	DNP	1-1-2	DNP	DNP	1-0-1	0-1-1
UMD	12/07/2024	3-2	Wot	DNP	0-0-0	0-0-0	1-0-1	0-0-0	DNP	0-1-1	DNP	DNP	0-0-0	0-0-0
RM	01/03/2025	7-3	W	DNP	0-1-1	0-3-3	0-2-2	0-0-0	DNP	0-0-0	DNP	DNP	DNP	0-0-0
CU	01/04/2025	4-0	W	DNP	DNP	0-1-1	0-0-0	0-0-0	0-0-0	1-1-2	DNP	DNP	DNP	1-1-2
UND	01/10/2025	4-1	W	DNP	DNP	0-1-1	1-1-2	0-0-0	0-0-0	0-0-0	DNP	0-1-1	DNP	0-2-2
UND	01/11/2025	3-4	Lot	DNP	0-0-0	1-0-1	0-0-0	0-0-0	DNP	0-0-0	DNP	0-1-1	DNP	0-2-2
at SCSU	01/17/2025	6-3	W	0-0-0	DNP	0-0-0	1-1-2	0-2-2	0-0-0	0-0-0	DNP	0-0-0	DNP	1-1-2
at SCSU	01/18/2025	5-3	W	0-0-0	DNP	0-1-1	0-2-2	0-0-0	0-0-0	0-0-0	DNP	0-0-0	DNP	1-1-2
CC	01/24/2025	4-1	W	1-0-1	DNP	0-1-1	1-0-1	1-0-1	DNP	0-1-1	DNP	0-0-0	0-1-1	0-0-0
CC	01/25/2025	4-5	L	0-0-0	DNP	0-0-0	0-0-0	0-0-0	0-0-0	0-0-0	DNP	0-0-0	0-0-0	0-1-1
at Miami	01/31/2025	7-1	W	0-1-1	DNP	1-1-2	0-1-1	1-0-1	DNP	0-0-0	DNP	0-1-1	0-0-0	1-2-3
at Miami	02/01/2025	4-1	W	0-1-1	DNP	0-2-2	1-0-1	0-0-0	DNP	1-0-1	DNP	1-0-1	0-0-0	0-1-1
Denver	02/07/2025	4-5	Lot	0-0-0	0-0-0	1-0-1	0-0-0	0-0-0	DNP	0-1-1	DNP	1-0-1	0-0-0	1-0-1
Denver	02/08/2025	6-5	Wot	0-0-0	DNP	2-0-2	1-0-1	0-0-0	0-0-0	0-0-0	DNP	0-2-2	0-0-0	2-0-2
at UMD	02/14/2025	2-3	Lot	0-0-0	DNP	0-1-1	0-1-1	0-0-0	DNP	0-0-0	DNP	0-0-0	0-0-0	1-1-2
at UMD	02/15/2025	3-3	ot	0-0-0	0-0-0	0-0-0	1-0-1	0-0-0	0-0-0	0-0-0	DNP	0-0-0	0-0-0	0-2-2

Opponent	Date	Score		74	82	89	92
				BOSER,BRAS	SCHOEN,CHA	ACHILLE,TO	KIRWAN,RYA
at USAFA	10/04/2024	8-1	W	0-0-0	DNP	DNP	0-1-1
at USAFA	10/05/2024	3-4	Lot	0-0-0	DNP	DNP	1-0-1
Mich	10/11/2024	1-4	L	0-0-0	DNP	0-0-0	0-0-0
Mich	10/12/2024	3-3	ot	0-0-0	DNP	0-0-0	0-0-0
at PROV	10/18/2024	1-4	L	0-0-0	DNP	0-0-0	1-0-1
at PROV	10/19/2024	1-2	L	0-0-0	DNP	0-0-0	1-0-1
at NMU	10/25/2024	3-1	W	0-0-0	0-0-0	DNP	1-0-1
at NMU	10/26/2024	2-0	W	0-0-0	DNP	DNP	2-0-2
at CC	11/08/2024	3-4	Lot	0-0-0	DNP	0-0-0	0-0-0
at CC	11/09/2024	1-3	L	0-0-0	DNP	0-0-0	0-0-0
UNO	11/15/2024	2-4	L	0-1-1	DNP	DNP	0-1-1
UNO	11/16/2024	3-2	W	0-0-0	DNP	DNP	0-1-1
at Denver	11/22/2024	3-2	W	0-0-0	DNP	DNP	0-0-0
at Denver	11/23/2024	5-2	W	0-0-0	DNP	DNP	0-0-0
UMD	12/06/2024	5-3	W	0-0-0	DNP	DNP	0-1-1
UMD	12/07/2024	3-2	Wot	0-0-0	DNP	DNP	1-0-1
RM	01/03/2025	7-3	W	0-0-0	1-0-1	DNP	3-0-3
CU	01/04/2025	4-0	W	0-0-0	0-0-0	DNP	1-1-2
UND	01/10/2025	4-1	W	1-0-1	0-0-0	0-0-0	0-1-1
UND	01/11/2025	3-4	Lot	0-0-0	0-0-0	0-0-0	0-0-0
at SCSU	01/17/2025	6-3	W	0-0-0	0-1-1	0-0-0	2-1-3
at SCSU	01/18/2025	5-3	W	0-0-0	0-0-0	0-0-0	1-0-1
CC	01/24/2025	4-1	W	0-0-0	0-0-0	DNP	0-1-1
CC	01/25/2025	4-5	L	0-1-1	2-1-3	DNP	2-2-4
at Miami	01/31/2025	7-1	W	0-1-1	0-0-0	DNP	2-0-2
at Miami	02/01/2025	4-1	W	1-0-1	0-0-0	DNP	0-0-0
Denver	02/07/2025	4-5	Lot	0-0-0	0-1-1	DNP	0-0-0
Denver	02/08/2025	6-5	Wot	0-0-0	0-0-0	0-0-0	1-0-1
at UMD	02/14/2025	2-3	Lot	0-1-1	0-0-0	0-0-0	0-0-0
at UMD	02/15/2025	3-3	ot	0-0-0	DNP	0-0-0	0-1-1

2024-25 TEAM GAME-BY-GAME



2024-25 Arizona St. Men's Ice Hockey
Team Game-by-Game
All games

Page 1/2
as of Feb 16, 2025

Date	Opponent	Score	G	A	PTS	SHOTS	SH%	+/-	PEN-MIN	PP	SH	EN	GW	GT	HAT	UA	BLK
10/04/2024	at Air Force	8-1	8	12	20	24	.333	+22	6-12	2	3	0	1	0	1	1	14
10/05/2024	at Air Force	3-4	3	6	9	35	.086	0	4-8	0	0	0	0	0	0	0	8
10/11/2024	Michigan	1-4	1	2	3	36	.028	-16	5-18	1	0	0	0	0	0	0	17
10/12/2024	Michigan	3-3	3	6	9	31	.097	-5	5-10	1	0	0	0	1	0	0	20
10/18/2024	at Providence	1-4	1	1	2	28	.036	-16	1-2	0	0	0	0	0	0	0	10
10/19/2024	at Providence	1-2	1	2	3	32	.031	-4	3-6	0	0	0	0	0	0	0	11
10/25/2024	at Northern Mich.	3-1	3	6	9	40	.075	+11	1-2	0	0	1	1	0	0	0	12
10/26/2024	at Northern Mich.	2-0	2	3	5	38	.053	+5	3-6	1	0	1	1	0	0	0	8
11/08/2024	at Colorado Col.	3-4	3	6	9	30	.100	-3	3-6	1	0	0	0	0	0	0	13
11/09/2024	at Colorado Col.	1-3	1	2	3	42	.024	-5	4-8	0	0	0	0	0	0	0	15
11/15/2024	Omaha	2-4	2	4	6	43	.047	-11	3-6	1	0	0	0	0	0	0	12
11/16/2024	Omaha	3-2	3	6	9	44	.068	+5	4-8	0	0	0	1	0	0	0	11
11/22/2024	at Denver	3-2	3	6	9	30	.100	+10	3-6	0	0	0	1	0	0	0	11
11/23/2024	at Denver	5-2	5	9	14	29	.172	+15	1-2	1	0	1	1	0	0	0	9
12/06/2024	Minn. Duluth	5-3	5	8	13	28	.179	+5	1-2	1	0	1	1	0	0	1	14
12/07/2024	Minn. Duluth	3-2	3	6	9	28	.107	+3	5-10	0	0	0	1	0	0	0	11
01/03/2025	Robert Morris	7-3	7	13	20	35	.200	+30	6-12	1	0	0	1	0	1	0	6
01/04/2025	Cornell	4-0	4	6	10	28	.143	+15	2-4	1	0	0	1	0	0	1	25
01/10/2025	North Dakota	4-1	4	7	11	31	.129	+10	2-4	1	0	0	1	0	0	0	16
01/11/2025	North Dakota	3-4	3	4	7	24	.125	-9	8-16	2	1	0	0	0	0	1	20
01/17/2025	at St. Cloud St.	6-3	6	10	16	28	.214	+15	5-10	1	0	1	1	0	0	0	16
01/18/2025	at St. Cloud St.	5-3	5	9	14	25	.200	-10	3-6	4	0	1	1	0	0	0	15
01/24/2025	Colorado Col.	4-1	4	8	12	29	.138	+9	4-8	1	1	0	1	0	0	0	15
01/25/2025	Colorado Col.	4-5	4	8	12	34	.118	-10	4-8	1	0	0	0	0	0	0	24
01/31/2025	at Miami (OH)	7-1	7	14	21	25	.280	+18	3-6	2	2	0	1	0	0	0	7
02/01/2025	at Miami (OH)	4-1	4	7	11	24	.167	+10	2-4	1	0	0	1	0	0	0	18
02/07/2025	Denver	4-5	4	8	12	27	.148	-7	3-6	1	0	0	0	0	0	0	20
02/08/2025	Denver	6-5	6	8	14	55	.109	+14	4-8	0	0	0	1	0	0	1	17
02/14/2025	at Minn. Duluth	2-3	2	4	6	25	.080	+2	3-6	1	0	0	0	0	0	0	7
02/15/2025	at Minn. Duluth	3-3	3	4	7	44	.068	-5	4-8	1	0	0	0	0	0	0	8
ASU			110	195	305	972	.113	+98	105-218	27	7	6	17	1	2	5	410
Opponents			79	133	212	869	.091	-109	103-250	16	3	4	11	1	3	2	356

TEAM PER-GAME

Games played	Shots per game	Goals per game	Assists per game	Points per game
30	32.40	3.67	6.50	10.17

Date	Opponent	Score	MINUTES	GA	GA AVG	SAVES	SAVES%	W	L	T	PP	SH	EN	PN	SO
10/04/2024	at Air Force	8-1	60:00	1	1.00	27	.964	1	0	0	0	0	0	0	0
10/05/2024	at Air Force	3-4	62:44	4	2.44	29	.918	0	1	0	1	0	0	0	0
10/11/2024	Michigan	1-4	60:00	4	2.96	30	.905	0	1	0	1	2	1	0	0
10/12/2024	Michigan	3-3	65:00	3	2.91	31	.907	0	0	0	0	0	0	0	0
10/18/2024	at Providence	1-4	60:00	4	3.12	23	.897	0	1	0	0	0	0	1	0
10/19/2024	at Providence	1-2	60:00	2	2.94	36	.907	0	1	0	0	0	0	0	0
10/25/2024	at Northern Mich.	3-1	60:00	1	2.67	16	.910	1	0	0	0	0	0	0	0
10/26/2024	at Northern Mich.	2-0	60:00	0	2.34	22	.918	1	0	0	0	0	0	0	0
11/08/2024	at Colorado Col.	3-4	61:44	4	2.51	17	.909	0	1	0	1	0	0	0	0
11/09/2024	at Colorado Col.	1-3	60:00	3	2.56	18	.905	0	1	0	1	0	1	0	0
11/15/2024	Omaha	2-4	60:00	4	2.69	19	.899	0	1	0	1	0	1	0	0
11/16/2024	Omaha	3-2	60:00	2	2.63	20	.900	1	0	0	0	0	0	0	0
11/22/2024	at Denver	3-2	60:00	2	2.58	30	.903	1	0	0	1	0	0	0	0
11/23/2024	at Denver	5-2	60:00	2	2.54	26	.905	1	0	0	1	0	0	0	0
12/06/2024	Minn. Duluth	5-3	60:00	3	2.57	35	.907	1	0	0	0	0	0	0	0
12/07/2024	Minn. Duluth	3-2	64:42	2	2.53	33	.909	1	0	0	0	0	0	0	0
01/03/2025	Robert Morris	7-3	60:00	3	2.55	22	.908	1	0	0	3	0	0	0	0
01/04/2025	Cornell	4-0	60:00	0	2.41	34	.914	1	0	0	0	0	0	0	0
01/10/2025	North Dakota	4-1	60:00	1	2.34	27	.917	1	0	0	0	0	1	0	0
01/11/2025	North Dakota	3-4	62:19	4	2.42	32	.915	0	1	0	1	0	0	0	0
01/17/2025	at St. Cloud St.	6-3	60:00	3	2.44	30	.915	1	0	0	1	0	0	0	0
01/18/2025	at St. Cloud St.	5-3	60:00	3	2.47	31	.914	1	0	0	0	0	0	0	0
01/24/2025	Colorado Col.	4-1	60:00	1	2.41	24	.916	1	0	0	0	0	0	0	0
01/25/2025	Colorado Col.	4-5	60:00	5	2.51	36	.914	0	1	0	0	0	0	0	0
01/31/2025	at Miami (OH)	7-1	60:00	1	2.45	20	.915	1	0	0	0	0	0	0	0
02/01/2025	at Miami (OH)	4-1	60:00	1	2.40	10	.915	1	0	0	0	0	0	0	0
02/07/2025	Denver	4-5	64:17	5	2.49	29	.912	0	1	0	0	0	0	0	0
02/08/2025	Denver	6-5	61:26	5	2.57	28	.910	1	0	0	2	0	0	0	0
02/14/2025	at Minn. Duluth	2-3	62:37	3	2.58	23	.909	0	1	0	2	0	0	0	0
02/15/2025	at Minn. Duluth	3-3	65:00	3	2.59	32	.909	0	0	1	0	0	0	0	0
ASU			1829:49	79	2.59	790	.909	17	11	2	16	3	4	0	0
Opponents			1829:49	110	3.61	862	.887	11	17	2	27	7	6	0	2

2024-25 OPPONENT GAME-BY-GAME



2024-25 Arizona St. Men's Ice Hockey
Opponent Game-by-Game
All games

Page 1/2
as of Feb 16, 2025

Date	Opponent	Score	G	A	PTS	SHOTS	SH%	+/-	PEN-MIN	PP	SH	EN	GW	GT	HAT	UA	BLK
10/04/2024	at Air Force	8-1	1	1	2	28	.036	-25	2-4	0	0	0	0	0	0	0	14
10/05/2024	at Air Force	3-4	4	7	11	33	.121	+1	3-6	1	0	0	1	0	0	0	17
10/11/2024	Michigan	1-4	4	5	9	34	.118	+13	8-24	1	2	1	1	0	1	0	10
10/12/2024	Michigan	3-3	3	4	7	34	.088	+6	5-10	0	0	0	0	0	0	1	17
10/18/2024	at Providence	1-4	4	7	11	27	.148	+15	2-4	0	0	1	1	0	1	0	6
10/19/2024	at Providence	1-2	2	3	5	38	.053	+5	2-4	0	0	0	1	0	0	0	11
10/25/2024	at Northern Mich.	3-1	1	2	3	17	.059	-11	2-7	0	0	0	0	0	0	0	16
10/26/2024	at Northern Mich.	2-0	0	0	0	22	.000	-6	5-10	0	0	0	0	0	0	0	19
11/08/2024	at Colorado Col.	3-4	4	6	10	21	.190	+4	4-8	1	0	0	1	0	0	0	14
11/09/2024	at Colorado Col.	1-3	3	5	8	21	.143	+5	3-6	1	0	1	1	0	0	0	14
11/15/2024	Omaha	2-4	4	7	11	23	.174	+10	3-6	1	0	1	1	0	0	0	16
11/16/2024	Omaha	3-2	2	4	6	22	.091	-5	5-10	0	0	0	0	0	0	0	13
11/22/2024	at Denver	3-2	2	4	6	32	.063	-10	3-6	1	0	0	0	0	0	0	1
11/23/2024	at Denver	5-2	2	4	6	28	.071	-16	2-4	1	0	0	0	0	0	0	7
12/06/2024	Minn. Duluth	5-3	3	5	8	38	.079	-6	2-4	0	0	0	0	0	0	0	11
12/07/2024	Minn. Duluth	3-2	2	4	6	35	.057	-3	5-10	0	0	0	0	0	0	0	12
01/03/2025	Robert Morris	7-3	3	4	7	25	.120	-30	2-4	3	0	0	0	0	0	0	15
01/04/2025	Cornell	4-0	0	0	0	34	.000	-15	3-6	0	0	0	0	0	0	0	10
01/10/2025	North Dakota	4-1	1	1	2	28	.036	-11	4-8	0	1	0	0	0	0	0	14
01/11/2025	North Dakota	3-4	4	6	10	36	.111	+9	6-23	1	0	0	1	0	0	1	11
01/17/2025	at St. Cloud St.	6-3	3	5	8	33	.091	-16	2-4	1	0	0	0	0	0	0	5
01/18/2025	at St. Cloud St.	5-3	3	6	9	34	.088	+10	7-25	0	0	0	0	0	0	0	7
01/24/2025	Colorado Col.	4-1	1	2	3	25	.040	-10	2-4	0	0	0	0	0	0	0	14
01/25/2025	Colorado Col.	4-5	5	10	15	41	.122	+10	2-4	0	0	0	1	0	0	0	9
01/31/2025	at Miami (OH)	7-1	1	2	3	21	.048	-20	2-15	0	0	0	0	0	0	0	11
02/01/2025	at Miami (OH)	4-1	1	2	3	11	.091	-10	3-6	0	0	0	0	0	0	0	11
02/07/2025	Denver	4-5	5	8	13	34	.147	+8	3-6	0	0	0	1	0	0	0	10
02/08/2025	Denver	6-5	5	9	14	33	.152	-14	3-6	2	0	0	0	0	1	0	15
02/14/2025	at Minn. Duluth	2-3	3	6	9	26	.115	-2	1-2	2	0	0	1	0	0	0	12
02/15/2025	at Minn. Duluth	3-3	3	4	7	35	.086	+5	7-14	0	0	0	0	1	0	0	14
Opponents			79	133	212	869	.091	-109	103-250	16	3	4	11	1	3	2	356
ASU			110	195	305	972	.113	+98	105-218	27	7	6	17	1	2	5	410

OPPONENT PER-GAME

Games played	Shots per game	Goals per game	Assists per game	Points per game
30	28.97	2.63	4.43	7.07

Date	Opponent	Score	MINUTES	GA	GA AVG	SAVES	SAVES%	W	L	T	PP	SH	EN	PN	SO
10/04/2024	at Air Force	8-1	60:00	8	8.00	16	.667	0	1	0	2	3	0	0	0
10/05/2024	at Air Force	3-4	62:44	3	5.38	32	.814	1	0	0	0	0	0	0	0
10/11/2024	Michigan	1-4	60:00	1	3.94	35	.874	1	0	0	1	0	0	0	0
10/12/2024	Michigan	3-3	65:00	3	3.63	28	.881	0	0	1	1	0	0	0	1
10/18/2024	at Providence	1-4	60:00	1	3.12	27	.896	1	0	0	0	0	0	0	0
10/19/2024	at Providence	1-2	60:00	1	2.77	31	.909	1	0	0	0	0	0	0	0
10/25/2024	at Northern Mich.	3-1	60:00	3	2.81	37	.912	0	1	0	0	0	1	0	0
10/26/2024	at Northern Mich.	2-0	60:00	2	2.71	36	.917	0	1	0	1	0	1	0	0
11/08/2024	at Colorado Col.	3-4	61:44	3	2.73	27	.915	1	0	0	1	0	0	0	0
11/09/2024	at Colorado Col.	1-3	60:00	1	2.56	41	.923	1	0	0	0	0	0	0	0
11/15/2024	Omaha	2-4	60:00	2	2.51	41	.926	1	0	0	1	0	0	0	0
11/16/2024	Omaha	3-2	60:00	3	2.55	41	.927	0	1	0	0	0	0	0	0
11/22/2024	at Denver	3-2	60:00	3	2.58	27	.925	0	1	0	0	0	0	0	0
11/23/2024	at Denver	5-2	60:00	5	2.75	24	.919	0	1	0	1	0	1	0	0
12/06/2024	Minn. Duluth	5-3	60:00	5	2.90	23	.914	0	1	0	1	0	1	0	0
12/07/2024	Minn. Duluth	3-2	64:42	3	2.89	25	.913	0	1	0	0	0	0	0	0
01/03/2025	Robert Morris	7-3	60:00	7	3.13	28	.906	0	1	0	1	0	0	0	0
01/04/2025	Cornell	4-0	60:00	4	3.18	24	.903	0	1	0	1	0	0	0	0
01/10/2025	North Dakota	4-1	60:00	4	3.22	27	.902	0	1	0	1	0	0	0	0
01/11/2025	North Dakota	3-4	62:19	3	3.21	21	.901	1	0	0	2	1	0	0	0
01/17/2025	at St. Cloud St.	6-3	60:00	6	3.34	22	.896	0	1	0	1	0	1	0	0
01/18/2025	at St. Cloud St.	5-3	60:00	5	3.41	20	.893	0	1	0	4	0	1	0	0
01/24/2025	Colorado Col.	4-1	60:00	4	3.44	25	.892	0	1	0	1	1	0	0	0
01/25/2025	Colorado Col.	4-5	60:00	4	3.46	30	.891	1	0	0	1	0	0	0	0
01/31/2025	at Miami (OH)	7-1	60:00	7	3.60	18	.886	0	1	0	2	2	0	0	0
02/01/2025	at Miami (OH)	4-1	60:00	4	3.62	20	.884	0	1	0	1	0	0	0	0
02/07/2025	Denver	4-5	64:17	4	3.62	23	.883	1	0	0	1	0	0	0	0
02/08/2025	Denver	6-5	61:26	6	3.70	49	.884	0	1	0	0	0	0	0	0
02/14/2025	at Minn. Duluth	2-3	62:37	2	3.64	23	.885	1	0	0	1	0	0	0	0
02/15/2025	at Minn. Duluth	3-3	65:00	3	3.61	41	.887	0	0	1	1	0	0	0	1
Opponents			1829:49	110	3.61	862	.887	11	17	2	27	7	6	0	2
ASU			1829:49	79	2.59	790	.909	17	11	2	16	3	4	0	0

2024-25 GAME RESULTS



2024-25 Arizona St. Men's Ice Hockey
Game Results
All games

Page 1/1
as of Feb 16, 2025

Team Results

	Date	Opponent		Score	Shots	Overall	Conf	Time	Att.	Goalie of record
	10/04/2024	at Air Force	W	8-1	24/28	1-0-0	0-0-0	2:43	2078	HOMER, Gibson
	10/05/2024	at Air Force	Lot	3-4	35/33	1-1-0	0-0-0	3:15	1626	PAVICICH, Luke
	10/11/2024	Michigan	L	1-4	36/34	1-2-0	0-0-0	1:21	5156	HOMER, Gibson
	10/12/2024	Michigan	Tot	3-3	31/34	1-2-1	0-0-0	2:52	5354	HOMER, Gibson
	10/18/2024	at Providence	L	1-4	28/27	1-3-1	0-0-0	2:37	3030	HOMER, Gibson
	10/19/2024	at Providence	L	1-2	32/38	1-4-1	0-0-0	2:28	2360	PAVICICH, Luke
	10/25/2024	at Northern Mich.	W	3-1	40/17	2-4-1	0-0-0	2:55	2576	PAVICICH, Luke
	10/26/2024	at Northern Mich.	W	2-0	38/22	3-4-1	0-0-0	3:09	2772	HOMER, Gibson
*	11/08/2024	at Colorado Col.	Lot	3-4	30/21	3-5-1	0-1-0	3:07	3650	HOMER, Gibson
*	11/09/2024	at Colorado Col.	L	1-3	42/21	3-6-1	0-2-0	2:50	3710	PAVICICH, Luke
*	11/15/2024	Omaha	L	2-4	43/23	3-7-1	0-3-0	2:51	5157	PAVICICH, Luke
*	11/16/2024	Omaha	W	3-2	44/22	4-7-1	1-3-0	2:39	5025	PAVICICH, Luke
*	11/22/2024	at Denver	W	3-2	30/32	5-7-1	2-3-0	2:45	6304	PAVICICH, Luke
*	11/23/2024	at Denver	W	5-2	29/28	6-7-1	3-3-0	2:38	6490	PAVICICH, Luke
*	12/06/2024	Minn. Duluth	W	5-3	28/38	7-7-1	4-3-0	3:01	5017	PAVICICH, Luke
*	12/07/2024	Minn. Duluth	Wot	3-2	28/35	8-7-1	5-3-0	3:00	5009	PAVICICH, Luke
	01/03/2025	Robert Morris	W	7-3	35/25	9-7-1	5-3-0	2:44	4182	PAVICICH, Luke
	01/04/2025	Cornell	W	4-0	28/34	10-7-1	5-3-0	2:46	4340	HOMER, Gibson
*	01/10/2025	North Dakota	W	4-1	31/28	11-7-1	6-3-0	2:45	5174	HOMER, Gibson
*	01/11/2025	North Dakota	Lot	3-4	24/36	11-8-1	6-4-0	3:01	5205	PAVICICH, Luke
*	01/17/2025	at St. Cloud St.	W	6-3	28/33	12-8-1	7-4-0	2:28	3245	HOMER, Gibson
*	01/18/2025	at St. Cloud St.	W	5-3	25/34	13-8-1	8-4-0	2:44	3697	HOMER, Gibson
*	01/24/2025	Colorado Col.	W	4-1	29/25	14-8-1	9-4-0	2:43	5150	PAVICICH, Luke
*	01/25/2025	Colorado Col.	L	4-5	34/41	14-9-1	9-5-0	2:46	5160	HOMER, Gibson
*	01/31/2025	at Miami (OH)	W	7-1	25/21	15-9-1	10-5-0	2:41	2303	PAVICICH, Luke
*	02/01/2025	at Miami (OH)	W	4-1	24/11	16-9-1	11-5-0	2:47	2257	PAVICICH, Luke
*	02/07/2025	Denver	Lot	4-5	27/34	16-10-1	11-6-0	2:56	5215	PAVICICH, Luke
*	02/08/2025	Denver	Wot	6-5	55/33	17-10-1	12-6-0	2:56	5191	PAVICICH, Luke
*	02/14/2025	at Minn. Duluth	Lot	2-3	25/26	17-11-1	12-7-0	2:35	5579	PAVICICH, Luke
*	02/15/2025	at Minn. Duluth	Tot	3-3	44/35	17-11-2	12-7-1	2:53	5701	HOMER, Gibson

Team Record	W-L-T	Attendance	Dates	Total	Avg.
Overall:	17-11-2	Total:	30	127713	4257
Conference:	12-7-1	Home:	14	70335	5024
Home:	8-5-1	Away:	16	57378	3586
Away:	9-6-1	Neutral:	0	0	0
Neutral:	0-0-0				
Overtime:	2-5-2				

2024-25 INDIVIDUAL STATISTICS



2024-25 Arizona St. Men's Ice Hockey
Overall Individual Statistics
All games

Page 1/2
as of Feb 16, 2025

Game Records

Overall	Conference	Home	Away	Neutral
17 - 11 - 2	12 - 7 - 1	8 - 5 - 1	9 - 6 - 1	0 - 0 - 0

		Shots						Penalties					Goals										
#	Player	GP	G	A	PTS	SH	SH%	+	-	PEN-MIN	MIN	MAJ	OTH	PP	SH	FG	GW	GT	OT	HT	PN	UA	BLK
61	Sillinger, Lukas	28	8	24	32	47	.170	+4		5-10	5	0	0	1	0	1	0	0	0	0	0	1	16
8	Shlaine, Artem	24	13	18	31	54	.241	+14		1-2	1	0	0	3	2	2	2	0	0	0	0	1	6
92	Kirwan, Ryan	30	19	11	30	138	.138	+7		3-6	3	0	0	5	0	3	3	0	0	1	0	1	9
23	Schimek, Bennett	28	12	18	30	76	.158	+4		2-4	2	0	0	2	3	3	2	0	1	1	0	1	10
25	Smolen, Kyle	30	10	16	26	59	.169	+9		10-20	10	0	0	5	1	2	1	0	1	0	0	0	25
2	Beck, Noah	30	4	22	26	52	.077	+11		11-22	11	0	0	4	0	0	0	0	0	0	0	0	32
14	Jackson, Ty	28	6	12	18	39	.154	+4		7-14	7	0	0	3	0	2	1	0	0	0	0	0	11
12	Potter, Cullen	28	9	7	16	95	.095	-3		3-6	3	0	0	1	0	2	1	1	0	0	0	0	5
15	Jackson, Dylan	20	6	8	14	34	.176	+3		4-8	4	0	0	0	0	1	2	0	0	0	0	0	13
37	Court, Sam	30	3	7	10	59	.051	+2		7-14	7	0	0	1	0	0	1	0	0	0	0	1	31
9	Dowd, Anthony	30	1	9	10	33	.030	+13		5-10	5	0	0	1	0	0	0	0	0	0	0	0	22
7	Kjellberg, Joel	26	0	9	9	21	.000	+6		6-12	6	0	0	0	0	0	0	0	0	0	0	0	29
53	Alexander, Ryan	24	3	5	8	38	.079	+10		2-4	2	0	0	0	0	0	0	0	0	0	0	0	9
11	Eckerle, Benji	24	3	4	7	30	.100	0		6-12	6	0	0	0	0	0	1	0	0	0	0	0	23
51	Lucius, Cruz	12	2	5	7	26	.077	-1		3-6	3	0	0	1	0	1	0	0	0	0	0	0	6
82	Schoen, Charlie	14	3	3	6	27	.111	+7		2-4	2	0	0	0	0	0	0	0	0	0	0	0	3
74	Boser, Brasen	30	2	4	6	44	.045	+6		2-4	2	0	0	0	0	0	1	0	0	0	0	0	48
29	Gordon, Cole	28	3	2	5	22	.136	-2		1-2	1	0	0	0	0	2	0	0	0	0	0	0	7
18	Hymovitch, David	20	2	3	5	15	.133	+1		0-0	0	0	0	0	0	0	1	0	0	0	0	0	1
16	Szmagaj, Ethan	21	1	2	3	13	.077	-3		0-0	0	0	0	0	1	0	1	0	0	0	0	0	25
5	Murchison, Ty	30	0	3	3	34	.000	+6		17-42	16	0	1	0	0	0	0	0	0	0	0	0	71
10	Ness, Tucker	13	0	2	2	10	.000	+2		2-4	2	0	0	0	0	0	0	0	0	0	0	0	5
43	Helm, Cole	3	0	1	1	0	.000	+1		1-2	1	0	0	0	0	0	0	0	0	0	0	0	1
89	Achille, Tony	13	0	0	0	6	.000	-3		1-2	1	0	0	0	0	0	0	0	0	0	0	0	2
31	Homer, Gibson	13	0	0	0	0	.000	0		0-0	0	0	0	0	0	0	0	0	0	0	0	0	0
1	Pavicich, Luke	18	0	0	0	0	.000	0		0-0	0	0	0	0	0	0	0	0	0	0	0	0	0
TM	TEAM	30	0	0	0	0	.000	0		4-8	0	0	0	0	0	0	0	0	0	0	0	0	0
Totals		30	110	195	305	972	.113	+98		105-218	104	0	1	27	7	19	17	1	2	2	0	5	410
Opponents		30	79	133	212	869	.091	-109		103-250	95	4	4	16	3	10	11	1	5	3	0	2	356

		Goal Average			Saves		Record				Goals Allowed					
#	Player	GP-GS	MINUTES	GA	AVG	SAVES	PCT	W	L	T	SHO	PP	SH	EN	PEN	SOG
31	Homer, Gibson	13-13	772:55	34	2.64	357	.913	6	4	2	2	5	2	2	0	0
1	Pavicich, Luke	18-17	1039:33	41	2.37	424	.912	11	7	0	0	11	0	2	0	0
TM	EMPTY NET	-	17:21	4	13.83	9	.692	0	0	0	0	0	1	0	0	0
Totals		30	1829:49	79	2.59	790	.909	17	11	2	2	16	3	4	0	0
Opponents		30	1829:49	110	3.61	862	.887	11	17	2	0	27	7	6	0	2

2024-25 Sun Devil Hockey Game Notes

2024-25 BOX SCORES

Game 1



2024-25 Men's Ice Hockey
Box Score Report
Oct 04, 2024, Start time: 07:05 PM, Cadel Ice Arena, USAF Academy, Colorado
Attendance: 2078

Game duration: 2:25

ARIZONA ST. (1-0-0)

VS

AIR FORCE (0-1-0)

Box score

Prd	Time	Team	Scored by	Assists	Visitors on ice	Home on ice
1	1st 12:30	ASU	SH	Bennett Schimek/1		G31, 16, 5, 23, 53
2	1st 15:57	ASU	EV	Dylan Jackson/1	Ty Jackson/1 Noah Beck/1	G31, 2, 37, 61, 15, 14
3	2nd 05:26	ASU	SH	Bennett Schimek/2	Noah Beck/2	G31, 7, 2, 23, 53
4	2nd 08:16	AF	EV	Clayton Cosentino/1	Nolan Cunningham/1	G31, 7, 74, 61, 15, 14
5	2nd 15:20	ASU	SH	Kyle Smolen/1	Benji Eckerle/1 Joel Kjellberg/1	G31, 7, 5, 11, 25
6	3rd 00:28	ASU	EV	Cullen Potter/1	Bennett Schimek/1	G31, 9, 2, 92, 23, 12
7	3rd 02:39	ASU	PP	Kyle Smolen/2	Noah Beck/3 Dylan Jackson/1	G31, 9, 2, 15, 25, 14
8	3rd 18:44	ASU	PP	Bennett Schimek/3	Ryan Kirwan/1 Lukas Sillinger/1	G31, 37, 92, 61, 23, 12
9	3rd 19:22	ASU	EV	Cole Gordon/1	David Hymovitch/1 Cole Helm/1	G31, 7, 74, 18, 43, 29

Goals by period

Team	1	2	3	Tot
ASU	2	2	4	8
AF	0	1	0	1

Shots by period

Team	1	2	3	Tot
ASU	9	4	11	24
AF	7	12	9	28

Power play goals-ATT (SH)

Period	ASU	AF
1st	0-0(0)	0-2(1)
2nd	0-0(0)	0-3(7)
3rd	2-2(4)	0-1(1)
Total	2-2(4)	0-6(9)

Team summary

#	Player	G	A	P	PM	BL	SH	±
1	Noah Beck	0	3	3	0	0	3	3
5	Ty Murchison	0	0	0	0	2	0	2
7	Joel Kjellberg	0	1	1	2	0	2	2
8	Anthony Dowd	0	0	0	0	0	0	1
11	Benji Eckerle	0	1	1	0	0	0	1
12	Cullen Potter	0	1	1	0	0	2	1
14	Ty Jackson	0	1	1	2	0	4	0
15	Dylan Jackson	1	2	0	3	1	0	1
16	Ethan Szmajag	0	0	0	0	3	0	1
18	David Hymovitch	0	1	1	0	0	0	1
23	Bennett Schimek	3	4	0	0	5	3	3
25	Kyle Smolen	2	0	2	2	1	2	1
29	Cole Gordon	1	0	1	0	0	1	1
31	Gibson Homer	0	0	0	0	0	0	0
37	Sam Court	0	0	0	0	1	1	1
43	Cole Helm	0	1	1	2	0	0	1
61	Ryan Alexander	0	0	0	2	0	0	2
63	Lukas Sillinger	0	1	1	2	0	0	0
74	Brasen Boser	0	0	0	0	1	0	0
82	Ryan Kirwan	0	1	1	0	0	3	1
1	Luke Pavlich	0	0	0	0	0	0	0
30	Chase Hamm	0	0	0	0	0	0	0
Total		8	12	20	12	14	24	22

Falcons

#	Player	G	A	P	PM	BL	SH	±
1	Guy Blessing	0	0	0	0	0	0	0
2	Beau Jarzig	0	0	0	0	0	0	-1
3	Ren Morque	0	0	0	0	0	1	0
8	Ethan Ullrich	0	0	0	0	0	2	-1
10	Austin Schwartz	0	0	0	0	0	2	0
12	James Callahan	0	0	0	0	0	1	-2
13	Mason McCormick	0	0	0	2	3	-2	-2
14	Will Dawson	0	0	0	2	1	0	0
15	Owen Dubois	0	0	0	0	0	0	-1
17	Michael Kadecik	0	0	0	0	0	1	-1
18	Holt Oliphant	0	0	0	0	0	0	-2
20	Nolan Cunningham	0	1	1	0	0	0	0
22	Chris Hedden	0	0	0	0	0	2	-3
26	Clayton Cosentino	1	0	1	0	1	-1	-3
27	Sam Stitz	0	0	0	0	0	1	-1
28	Michell Digby	0	0	0	0	0	1	-1
35	Carter Clifton	0	0	0	0	0	0	0
44	Will Staring	0	0	0	0	0	3	1
48	Nick Remissong	0	0	0	0	0	2	-2
64	Brendan Gibbons	0	0	0	0	0	5	-3
82	Andrew DeCarlo	0	0	0	0	0	0	-3
30	Dominik West	0	0	0	0	0	0	0
Total		1	1	2	4	14	28	-25

Penalty minutes

Period	ASU	AF
1st	2-4	0-0
2nd	3-6	0-0
3rd	1-2	2-4
Total	6-12	2-4

Three stars

Officials

Referee: Michael Sheehan
Referee: Matthew Hallcock
Linesman: Brendan Gormely
Linesman: Seth Mukai

Referee's Signature _____



Game 3



2024-25 Men's Ice Hockey
Box Score Report
Oct 11, 2024, Start time: 03:30 PM, Mullet Arena, Tempe, Arizona
Attendance: 5156

Game duration: 20:48

MICHIGAN (2-1-0)

VS

ARIZONA ST. (1-2-0)

Box score

Prd	Time	Team	Scored by	Assists	Visitors on ice	Home on ice
1	1st 16:17	Michigan	EV	Garrett Schickly/5	Josh Eernisse/2	G1, 27, 15, 17, 6, 13
2	2nd 05:45	Michigan	SH	Garrett Schickly/6	Jackson-Hallum/2	G1, 73, 5, 17, 21
3	2nd 03:20	Michigan	PP	Michael Hage/3	T.J. Hughes/3 Tim Lovell/2	G1, 27, 8, 19, 94, 13
4	3rd 14:29	Arizona St	PP	Ty Jackson/2	Dylan Jackson/4 Noah Beck/7	G1, 63, 5, 22, 21
5	3rd 18:40	Michigan	SH, EN	Garrett Schickly/7	Mark Easpaq/2	G1, 5, 73, 17, 94

Goals by period

Team	1	2	3	Tot
Michigan	1	2	1	4
Arizona St	0	0	1	1

Shots by period

Team	1	2	3	Tot
Michigan	13	11	10	34
Arizona St	12	9	15	36

Team summary

#	Player	G	A	P	PM	BL	SH	±
1	Logan Stein	0	0	0	0	0	0	0
3	Hunter Hady	0	0	0	0	0	0	0
5	Tyler Duke	0	0	0	0	2	1	2
6	Josh Eernisse	0	1	1	12	0	0	1
7	Dakota Rheasume-Mullen	0	0	0	0	0	0	0
8	William Whitelaw	0	0	0	0	0	0	0
9	Nick Moldenhauer	0	0	0	0	1	1	0
13	T.J. Hughes	0	1	1	0	0	2	1
15	Jacob Truscott	0	0	0	2	1	2	1
17	Garrett Schickly	3	0	3	0	0	5	3
19	Michael Hage	1	0	0	0	0	1	0
21	Philippe Lapointe	0	0	0	0	0	0	0
24	Christian Humphreys	0	0	0	0	0	0	0
22	Tim Lovell	0	1	4	1	1	1	1
33	Kieran Draper	0	0	0	0	0	2	0
63	Lucia Fantilli	0	0	0	0	0	0	0
70	Ethan Edwards	0	0	0	0	0	0	0
91	Evan Werner	0	0	0	0	0	0	0
96	Mark Easpaq	0	0	0	0	0	3	1
31	Cameron Korpi	0	0	0	0	0	0	0
Total		4	5	9	24	10	34	13

Power play goals-ATT (SH)

Period	Michigan	Arizona St
1st	0-0(0)	0-0(0)
2nd	1-2(1)	0-2(0)
3rd	0-0(0)	1-0(7)
Total	1-2(1)	1-0(7)

Penalty minutes

Period	Michigan	Arizona St
1st	1-2	0-0
2nd	1-2	2-4
3rd	0-0	3-14
Total	2-4	5-18

Three stars

1. Garrett Schickly
2. Logan Stein
3. Ty Jackson

Referee: Nathan Weller
Referee: Stan Szczurek
Linesman: Chris Zorzi
Linesman: Mike Sarter

Referee's Signature _____



Goalenders

#	Player	Min	GA	1	2	3	Saves
1	Logan Stein	60:00	1	12	9	14	35
TM	EMPTY NET	01:59	1	0	0	0	0
Win -	Logan Stein (2-1-0)						

#	Player	Min	GA	1	2	3	Saves
31	Gibson Homer	58:01	3	12	9	9	30
TM	EMPTY NET	01:59	1	0	0	0	0
Loss -	Gibson Homer (1-2-0)						

Game 2



2024-25 Men's Ice Hockey
Box Score Report
Oct 05, 2024, Start time: 07:05 PM, Cadel Ice Arena, USAF Academy, Colorado
Attendance: 1626

Game duration: 2:22

ARIZONA ST. (1-1-0)

VS

AIR FORCE (1-1-0)

Box score

Prd	Time	Team	Scored by	Assists	Visitors on ice	Home on ice
1	1st 00:27	ASU	EV	Bennett Schimek/4	Noah Beck/4 Cullen Potter/1	G1, 9, 2, 23, 12, 29
2	1st 05:31	ASU	EV	Kyle Smolen/3	Noah Beck/5 Dylan Jackson/2	G1, 9, 2, 15, 25, 14
3	1st 18:59	AF	EV	Brendan Gibbons/1	Mason McCormick/1 Austin Schwartz/1	G1, 7, 5, 92, 23, 12
4	2nd 09:24	AF	EV	Clayton Cosentino/2	Nick Remissong/1	G1, 16, 37, 92, 15, 14
5	3rd 19:02	ASU	EV	Ryan Kirwan/1	Bennett Schimek/2 Anthony Dowd/1	G1, 7, 5, 92, 23, 12
6	3rd 19:33	AF	EA	Brendan Gibbons/2	Mason McCormick/2 Clayton Cosentino/1	G1, 16, 7, 11, 23, 25
7	OT1 02:44	AF	PP	Clayton Cosentino/3	Nick Remissong/2 Chris Hedden/1	G1, 16, 5, 25

Goals by period

Team	1	2	3	OT1	Tot
ASU	2	0	1	0	3
AF	1	1	1	1	4

Shots by period

Team	1	2	3	OT1	Tot
ASU	15	6	13	1	35
AF	5	19	8	1	33

Power play goals-ATT (SH)

Period	ASU	AF
1st	0-1(1)	0-0(0)
2nd	0-0(0)	0-2(4)
3rd	0-0(0)	1-1(1)
OT1	0-0(0)	1-1(1)
Total	0-1(1)	1-4(6)

Team summary

#	Player	G	A	P	PM	BL	SH	±
1	Luke Pavlich	0	0	0	0	0	0	0
2	Noah Beck	0	2	2	0	0	2	0
5	Ty Murchison	0	0	0	0	2	0	0
7	Joel Kjellberg	0	0	0	0	1	1	0
8	Anthony Dowd	0	1	1	0	0	1	1
11	Benji Eckerle	0	0	0	0	0	2	-1
12	Cullen Potter	0	1	1	2	0	6	1
14	Ty Jackson	0	0	0	0	0	1	0
15	Dylan Jackson	0	1	1	0	0	0	0
16	Ethan Szmajag	0	0	0	0	0	2	-1
18	David Hymovitch	0	0	0	0	0	1	0
23	Bennett Schimek	1	1	2	2	1	0	0
25	Kyle Smolen	1	0	1	2	4	0	0
29	Cole Gordon	0	0	0	0	0	0	1
37	Sam Court	0	0	0	0	0	6	-1
43	Cole Helm	0	0	0	0	0	0	0
53	Ryan Alexander	0	0	0	0	0	1	0
61	Lukas Sillinger	0	0	0	0	0	2	0
74	Brasen Boser	0	0	0	0	0	2	0
82	Ryan Kirwan	1	0	1	2	0	5	-1
30	Chase Hamm	0	0	0	0	0	0	0
31	Gibson Homer	0	0	0	0	0	0	0
Total		3	6	9	8	8	35	0

2024-25 Sun Devil Hockey Game Notes

2024-25 BOX SCORES

Game 5



2024-25 Men's Ice Hockey
Box Score Report

Oct 18, 2024, Start time: 07:00 PM, Schneider Arena, Providence, Rhode Island
Attendance: 3030

Game duration: 2:17

ARIZONA ST. (1-3-1)

VS

PROVIDENCE (1-1-0)

Box score

Prd	Time	Team	Scored by	Assists	Visitors on ice	Home on ice
1	1st 03:37	PC	EV Tanner Adams#1	Hudson Malinoski#1	G31, 7, 5, 89, 18, 29	G35, 23, 6, 12, 19, 9
2	1st 13:02	PC	EV Tanner Adams#2	Nick Poisson#1 Taige Harding#1	G31, 7, 2, 92, 23, 12	G35, 2, 23, 12, 19, 10
3	2nd 10:05	PC	EV Logan Will#1	Austen May#1 Will Elger#1	G31, 9, 74, 92, 23, 12	G35, 24, 27, 21, 15, 10
4	3rd 04:52	ASU	EV Ryan Kirwan#2	Bennett Schimek#4 Chase Yoder#1 Nick Poisson#2	G31, 9, 37, 92, 23, 12	G35, 2, 23, 20, 11, 17
5	3rd 18:00	PC	EN Tanner Adams#3		2, 92, 61, 23, 25, 12	G35, 2, 4, 12, 19, 17

Goals by period

Team	1	2	3	Tot
ASU	0	0	1	1
PC	2	1	1	4

Shots by period

Team	1	2	3	Tot
ASU	9	6	13	28
PC	12	7	8	27

Team summary

#	Player	G	A	P	PM	BL	SH	+	-
1	Noah Beck	0	0	0	0	2	1	-2	
5	Ty Murchison	0	0	0	2	0	0	-1	
7	Joel Kurlberg	0	0	0	0	0	0	-1	
9	Anthony Dowd	0	0	0	0	2	0	-1	
11	Benji Eckerle	0	0	0	0	5	0	-1	
12	Cullen Potter	0	0	0	0	2	2	-2	
14	Ty Jackson	0	0	0	0	2	0	-1	
15	Dylan Jackson	0	0	0	0	2	0	-1	
16	Ethan Szmajga	0	0	0	0	2	0	-1	
18	David Hymovitch	0	0	0	0	2	1	-1	
23	Bennett Schimek	0	1	1	0	0	1	-2	
25	Kyle Smolen	0	0	0	0	1	1	-1	
29	Cole Gordon	0	0	0	0	0	0	-1	
31	Gibson Homer	0	0	0	0	0	0	-1	
37	Sam Court	0	0	0	0	0	2	-1	
53	Ryan Alexander	0	0	0	0	0	2	-1	
61	Lukas Sillinger	0	0	0	0	1	0	-1	
74	Brasen Boser	0	0	0	0	0	0	-1	
89	Tony Achille	0	0	0	0	0	0	-1	
92	Ryan Kirwan	1	0	1	0	0	5	-2	
1	Luke Pavlich								dnp
30	Chase Hamm								dnp
Totals:		1	1	2	2	10	28	-16	

#	Player	G	A	P	PM	BL	SH	+	-
2	Thomas Machu	0	0	0	0	2	1	-1	
3	Guillaume Richard	0	0	0	0	1	0	-1	
6	Alexander Bales	0	0	0	0	0	3	-1	
9	Bradlen Clark	0	1	1	0	0	1	-1	
9	Hudson Malinoski	0	1	1	0	0	2	-1	
10	Logan Will	1	0	1	0	0	2	-2	
11	Graham Gamache	0	0	0	0	0	1	-1	
12	Nick Poisson	0	2	2	0	0	1	-3	
15	Will Elger	0	1	1	0	0	0	-1	
18	Trevor Connolly	0	0	0	2	0	2	-2	
17	Chase Yoder	0	1	1	0	0	2	-2	
19	Tanner Adams	3	0	3	0	0	5	-3	
20	Logan Sawyer	0	0	0	0	0	1	-1	
21	John Mustard	0	0	0	0	0	1	-1	
23	Andrew Centrella	0	0	0	2	0	0	-1	
34	Austen May	0	1	1	0	0	2	-1	
25	Connor Kelley	0	0	0	0	0	0	-1	
27	Tagge Harding	0	1	1	0	0	2	-1	
35	Philip Svedebäck	0	0	0	0	0	0	-1	
39	Ryan O'Reilly	0	0	0	0	0	1	-1	
1	John Driscoll								dnp
29	Zachary Borgeil								dnp
Totals:		4	7	11	4	6	27	-15	

Power play goals-ATT (SH)

Period	ASU	PC
1st	0-1(1)	0-0(0)
2nd	0-0(1)	0-1(1)
3rd	0-1(0)	0-0(0)
Total	0-2(2)	0-1(1)

Penalty minutes

Period	ASU	PC
1st	0-0	1-2
2nd	1-2	1-2
3rd	0-0	0-0
Total	1-2	2-4

Three stars

1. Tanner Adams
2. Logan Will
3. Philip Svedebäck

Officials

Referee: Jim Curtin
Referee: Jeremy Tulls
Linesman: Nick Brigrani
Linesman: Connor Foley

Goalenders

#	Player	Min	GA	1	2	3	Saves
31	Gibson Homer	59:12	3	10	6	7	23
TM	EMPTY NET	00:48	1	0	0	0	0
Loss - Gibson Homer (1-2-1)							

#	Player	Min	GA	1	2	3	Saves
35	Philip Svedebäck	60:00	1	9	6	12	27
Win - Philip Svedebäck (1-1-0)							

Referee's Signature



Game 7



2024-25 Men's Ice Hockey
Box Score Report

Oct 25, 2024, Start time: 07:07 PM, Berry Events Center, Marquette, Michigan
Attendance: 2576

Game duration: 2:32

ARIZONA ST. (2-4-1)

VS

NORTHERN MICH. (1-4-0)

Box score

Prd	Time	Team	Scored by	Assists	Visitors on ice	Home on ice
1	1st 12:50	ASU	EV Bennett Schimek#5	Lukas Sillinger#4 Noah Beck#9	G1, 2, 10, 61, 23, 12	G30, 5, 3, 18, 11, 19
2	1st 17:05	NMU	EV Anthony Clithe#2	Tyran Ewart#3 Danny Ciccarelli#1	G1, 37, 74, 92, 15, 14	G30, 20, 6, 24, 28, 27
3	3rd 16:59	ASU	EA Ryan Kirwan#4	Dylan Jackson#1 Lukas Sillinger#5	37, 5, 92, 61, 15, 14	G30, 6, 8, 24, 29, 27
4	3rd 19:53	ASU	EN Benji Eckerle#1	Artem Shialine#1 Ty Murchison#1	G1, 2, 5, 11, 18, 8	6, 32, 17, 14, 19, 27

Goals by period

Team	1	2	3	Tot
ASU	1	0	2	3
NMU	1	0	0	1

Shots by period

Team	1	2	3	Tot
ASU	10	14	16	40
NMU	7	4	6	17

Team summary

#	Player	G	A	P	PM	BL	SH	+	-
1	Luke Pavlich	0	0	0	0	0	0	-1	
2	Noah Beck	0	0	0	0	0	2	-1	
5	Ty Murchison	0	0	0	0	2	2	-2	
8	Artem Shialine	0	0	0	0	0	1	-1	
9	Anthony Dowd	0	0	0	0	1	0	-1	
10	Tucker Ness	0	0	0	0	0	0	-1	
11	Benji Eckerle	1	0	1	1	1	1	-1	
12	Cullen Potter	0	0	0	0	0	1	-1	
14	Ty Jackson	0	0	0	0	1	1	-0	
15	Dylan Jackson	0	0	0	0	1	0	-1	
16	Ethan Szmajga	0	0	0	0	1	4	-0	
18	David Hymovitch	0	0	0	0	0	1	-1	
23	Bennett Schimek	1	0	1	0	0	1	-1	
25	Kyle Smolen	0	0	0	0	0	0	-1	
29	Sam Court	0	0	0	0	0	1	-0	
35	Ryan Alexander	0	0	0	0	0	0	-1	
61	Lukas Sillinger	0	2	2	0	2	2	-2	
74	Brasen Boser	0	0	0	0	2	0	-1	
82	Charlie Schoen	0	0	0	0	0	3	-0	
92	Ryan Kirwan	1	0	1	0	0	2	-0	
Totals:		3	6	9	2	12	40	-11	

#	Player	G	A	P	PM	BL	SH	+	-
3	Nicolas Andarez	0	0	0	0	1	1	-1	
5	Grayden Daul	0	0	0	0	1	1	-1	
7	Tyran Ewart	0	0	0	0	1	1	-0	
8	Brendan Lashock	0	0	0	0	0	2	-0	
8	Rasmus Larsson	0	0	0	0	2	1	-1	
10	Trevor Mitchell	0	0	0	0	0	1	-0	
11	Billy Renfrew	0	0	0	0	1	0	-1	
13	Medrick Bolduc	0	0	0	0	1	1	-0	
14	Jakub Altmircher	0	0	0	0	2	2	-1	
16	Grayden Silpe	0	0	0	0	1	1	-2	
12	Matthew Romer	0	0	0	0	0	0	-1	
18	Ryan Dugway	0	0	0	0	0	1	-1	
25	Jesse Tucker	0	0	0	0	1	0	-2	
20	Anthony Clithe	1	0	1	0	2	1	-1	
22	Tanner Latsch	0	0	0	0	1	4	-1	
23	Jakob Peterson	0	0	0	0	2	1	-0	
24	Will Diamond	0	0	0	0	0	0	-1	
27	Danny Ciccarelli	0	0	0	0	0	0	-1	
29	Aidyn Hutchison	0	0	0	0	0	0	-0	
30	Ryan Ouellette	0	0	0	0	0	0	-0	
Totals:		1	2	3	7	18	17	-11	

Power play goals-ATT (SH)

Period	ASU	NMU
1st	0-0(0)	0-0(0)
2nd	0-0(0)	0-0(0)
3rd	0-0(0)	0-1(1)
Total	0-0(0)	0-1(1)

Penalty minutes

Period	ASU	NMU
1st	0-0	0-0
2nd	0-0	2-7
3rd	1-2	0-0
Total	1-2	2-7

Three stars

1. Ryan Kirwan
2. Lukas Sillinger
3. Ryan Ouellette

Officials

Referee: Rick Nelson
Referee: Tyler Olson
Linesman: Eric Froberg
Linesman: Jamie Grace

Goalenders

#	Player	Min	GA	1	2	3	Saves
1	Luke Pavlich	59:34	1	6	4	6	16
TM	EMPTY NET	00:26	0	0	0	0	0
Win - Luke Pavlich (1-3-0)							

#	Player	Min	GA	1	2	3	Saves
30	Ryan Ouellette	58:52	2	9	14	14	37
TM	EMPTY NET	01:58	1	0	0	0	0
Loss - Ryan Ouellette (1-3-0)							

Referee's Signature



Game 6



2024-25 Men's Ice Hockey
Box Score Report

Oct 19, 2024, Start time: 04:00 PM, Schneider Arena, Providence, Rhode Island
Attendance: 2360

Game duration: 2:39

ARIZONA ST. (1-4-1)

VS

PROVIDENCE (2-1-0)

Box score

Prd	Time	Team	Scored by	Assists	Visitors on ice	Home on ice
1	3rd 05:54	PC	EV Hudson Malinoski#2	Nick Poisson#3 Tanner Adams#1	G1, 37, 74, 92, 15, 12	G29, 24, 27, 12, 19, 9
2	3rd 15:19	PC	EV Taige Harding#1	Hudson Malinoski#2	G1, 37, 2, 92, 15, 14	G29, 24, 27, 12, 19, 9
3	3rd 19:24	ASU	EA Ryan Kirwan#3	Ty Jackson#2 Noah Beck#8	2, 92, 15, 53, 14, 12	G29, 2, 4, 12, 19, 17

Goals by period

Team	1	2	3	Tot
ASU	0	0	1	1
PC	0	0	2	2

Shots by period

Team	1	
------	---	--



2024-25 BOX SCORES

Game 13



2024-25 Men's Ice Hockey
Box Score Report
Nov 22, 2024, Start time: 07:00 PM, Magness Arena, Denver, Colorado
Attendance: 6304

Game duration: 2:27

ARIZONA ST. (5-7-1, 2-3-0)

VS

DENVER (12-1-0, 2-1-0)

Box score

Prd	Time	Team	Scored by	Assists	Visitors on ice	Home on ice
1	1st 00:35	ASU	EV	Artem Shaiine/2	Ryan Alexander/2 Kyle Smolen/5	G1, 37, 2, 53, 25, 8 G35, 21, 28, 12, 27, 11
2	1st 15:33	DEN	PP	Carter King/8	Zeev Bulum/11 Aidan Thompson/12	G1, 5, 10, 11, 23 G35, 28, 7, 4, 27, 15
3	2nd 07:20	ASU	EV	Bennett Schimek/6	Cullen Potter/4 Lukas Sillinger/7	G1, 37, 2, 61, 23, 12 G35, 23, 9, 7, 4, 15
4	3rd 15:59	DEN	EV	Carter King/9	Jack Devine/22 Zeev Bulum/12	G1, 37, 2, 11, 18, 29 G35, 5, 28, 12, 4, 15
5	3rd 19:15	ASU	EV	Artem Shaiine/3	Ryan Alexander/3 Tucker Ness/1	G1, 74, 10, 53, 25, 8 G35, 28, 9, 14, 18, 24

Goals by period

Team	1	2	3	Tot
ASU	1	1	1	3
DEN	1	0	1	2

Shots by period

Team	1	2	3	Tot
ASU	10	15	5	30
DEN	12	6	14	32

Power play goals-ATT (SH)

Period	ASU	DEN
1st	0-0(0)	1-1(3)
2nd	0-1(5)	0-0(0)
3rd	0-2(0)	0-0(6)
Total	0-3(5)	1-3(9)

Penalty minutes

Period	ASU	DEN
1st	1-2	0-0
2nd	0-0	2-4
3rd	2-4	1-2
Total	3-6	3-6

Three stars

1. Artem Shaiine
2. Luke Pavlich
3. Carter King

Officials

Referee: Andrew Wilk
Referee: Brian Harkes
Linesman: Erik Contino
Linesman: Chase McGee

Team summary

Sun Devils										Pioneers									
#	Player	G	A	P	PM	BL	SH	±		#	Player	G	A	P	PM	BL	SH	±	
1	Luke Pavlich	0	0	0	0	0	0	0		3	Cale Ashcroft	0	0	0	0	0	0	0	
2	Noah Beck	0	0	0	0	1	1	1		4	Jack Devine	0	1	1	0	1	0	0	
3	Ty Murchison	0	0	0	0	1	0	0		5	Garrett Brown	0	0	0	0	0	0	1	
4	Joel Kjelberg	0	0	0	2	1	0	0		7	Aidan Thompson	0	0	0	0	0	0	-1	
8	Artem Shaiine	2	0	2	0	2	5	2		9	Boston Buckberger	0	0	0	0	0	0	-1	
9	Anthony Dowd	0	0	0	0	0	0	0		11	Samu Salminen	0	0	0	2	0	0	0	
10	Tucker Ness	0	1	1	0	0	1	1		12	Sam Harris	0	0	0	0	0	0	-1	
11	Benji Eckerle	0	0	0	0	0	1	-1		13	Hagen Burrows	0	0	0	0	0	0	0	
12	Cullen Potter	0	1	1	0	0	3	1		14	Rieger Lorenz	0	0	0	0	0	0	-1	
14	Ty Jackson	0	0	0	0	0	2	0		15	Carter King	2	0	0	0	0	0	0	
15	Dylan Jackson	0	0	0	0	0	0	0		16	Jared Wright	0	0	0	0	0	0	-1	
16	David Hymovitch	0	0	0	0	0	0	-1		19	Jake Fisher	0	0	0	0	0	0	0	
23	Bennett Schimek	1	0	1	0	0	3	1		20	Kent Anderson	0	0	0	0	0	0	0	
26	Kyle Smolen	0	1	1	2	1	2	-2		22	Connor Caponi	0	0	0	0	0	0	0	
29	Cole Gordon	0	0	0	0	0	0	-1		23	Eric Pohlkamp	0	0	0	0	0	0	5	
37	Sam Court	0	0	0	0	1	1	1		24	Kieran Cebrian	0	0	0	0	0	0	-1	
63	Ryan Alexander	0	2	2	0	0	0	2		25	James Reader	0	0	0	0	0	0	-1	
61	Lukas Sillinger	0	1	1	2	2	1	1		26	Zeev Bulum	0	0	0	0	0	0	-1	
74	Brasen Boser	0	0	0	0	2	2	-1		35	Matt Davis	0	0	0	0	0	0	0	
92	Ryan Kirwan	0	0	0	0	0	7	0		36	Alex Weismair	0	0	0	0	0	0	0	
30	Chase Hamm									1	Freddie Halyk								
31	Gibson Homer																		
Totals: 3 : 6 : 9 : 6 : 11 : 30 : 10										Totals: 2 : 4 : 6 : 6 : 1 : 32 : -10									

Referee's Signature



Game 15



2024-25 Men's Ice Hockey
Box Score Report
Dec 06, 2024, Start time: 06:00 PM, Mullett Arena, Tempe, Arizona
Attendance: 5017

Game duration: 3:44

MINN. DULUTH (5-9-0, 2-5-0)

VS

ARIZONA ST. (7-7-1, 4-3-0)

Box score

Prd	Time	Team	Scored by	Assists	Visitors on ice	Home on ice
1	1st 10:10	Arizona St	PP	Ty Jackson/3	Dylan Jackson/5 Sam Court/3	G37, 6, 20, 28, 33 G1, 9, 37, 92, 15, 14
2	2nd 00:52	Duluth	EV	Dominic James/8	Max Plante/4 Jayson Shaugabay/7	G37, 2, 6, 10, 13, 17 G1, 37, 2, 53, 25, 8
3	2nd 05:14	Arizona St	EV	Cullen Potter/4	Bennett Schimek/7 Lukas Sillinger/10	G37, 18, 20, 33, 24, 12 G1, 37, 2, 61, 23, 12
3	2nd 04:06	Arizona St	EV	Ryan Alexander/3	Artem Shaiine/2 Kyle Smolen/8	G37, 2, 6, 28, 13, 17 G1, 9, 74, 53, 25, 8
5	3rd 05:57	Arizona St	EV	Dylan Jackson/4	Ty Jackson/6 Ryan Kirwan/4	G37, 6, 28, 10, 15, 27 G1, 9, 74, 92, 15, 14
6	3rd 07:58	Duluth	EV	Max Plante/1	Zam Plante/6	G37, 6, 20, 10, 15, 27 G1, 9, 74, 61, 18, 29
7	3rd 08:59	Duluth	EV	Dominic James/9	Anthony Menghini/1 Aiden Dubinsky/3	G31, 6, 8, 26, 34, 17 G1, 37, 2, 53, 25, 8
8	3rd 19:51	Arizona St	EN	Sam Court/1	-	2, 8, 10, 15, 17, 27 G1, 37, 11, 25, 12, 8

Goals by period

Team	1	2	3	Tot
Duluth	0	1	2	3
Arizona St	1	1	3	5

Shots by period

Team	1	2	3	Tot
Duluth	11	15	12	38
Arizona St	9	10	9	28

Power play goals-ATT (SH)

Period	Duluth	Arizona St
1st	0-0(0)	1-1(1)
2nd	0-1(1)	0-1(2)
3rd	0-0(0)	0-0(0)
Total	0-1(1)	1-2(3)

Penalty minutes

Period	Duluth	Arizona St
1st	1-2	0-0
2nd	1-2	1-2
3rd	0-0	0-0
Total	2-4	1-2

Three stars

1. Dylan Jackson
2. Luke Pavlich
3. Ty Jackson

Officials

Referee: Brandon Schmitt
Referee: Andrew Bruggeman
Linesman: Nathan Voll
Linesman: Tyler Landman

Team summary

Buildups									Sun Devils								
#	Player	G	A	P	PM	BL	SH	±	#	Player	G	A	P	PM	BL	SH	±
2	Ty Hanson	0	0	0	0	2	0	-1	1	Luke Pavlich	0	0	0	0	0	0	0
6	Adam Kieber	0	0	0	0	0	3	-1	2	Noah Beck	0	0	0	0	1	1	-1
8	Aaron Plonk	0	0	0	0	0	3	0	5	Ty Murchison	0	0	0	2	5	2	0
10	Max Plante	1	1	2	0	1	6	0	7	Joel Kjelberg	0	0	0	0	0	0	0
12	Jack Smith	0	0	0	0	0	0	-1	8	Artem Shaiine	0	1	1	0	0	1	0
13	Jayson Shaugabay	0	1	1	0	1	0	0	9	Anthony Dowd	0	0	0	0	0	0	1
16	Harper Bent	0	0	0	0	1	3	-1	10	Tucker Ness	0	0	0	0	0	1	0
17	Blake Bechen	0	0	0	0	1	4	0	11	Benji Eckerle	0	0	0	0	0	0	1
18	Dominic James	2	0	2	0	1	4	0	12	Cullen Potter	1	0	1	0	0	3	2
19	Joey Pierce	0	0	0	0	0	5	-1	14	Ty Jackson	1	1	2	0	0	1	1
19	Piley Bodnarchuk	0	0	0	0	0	0	0	15	Dylan Jackson	1	1	2	0	0	1	1
20	Owen Gelfing	0	0	0	2	1	0	0	16	David Hymovitch	0	0	0	0	0	0	-1
24	Kyle Bettens	0	0	0	0	0	2	-1	17	Bennett Schimek	0	1	1	0	0	2	1
25	Callum Annot	0	0	0	0	1	0	0	19	Kyle Smolen	0	1	1	0	1	2	0
25	Callum Annot	0	0	0	0	1	0	0	20	James Reader	0	0	0	0	0	0	0
27	Anthony Menghini	0	1	1	2	0	1	0	21	Eric Pohlkamp	0	0	0	0	0	0	0
27	Zam Plante	0	1	1	0	1	3	-1	22	Matt Davis	0	0	0	0	0	0	0
28	Aiden Dubinsky	0	1	1	0	1	3	-1	23	David Hymovitch	0	0	0	0	0	0	0
31	Zach Sandy	0	0	0	0	0	0	0	24	Bennett Schimek	0	0	0	0	0	0	0
33	Carter Loney	0	0	0	0	0	0	0	25	Kyle Smolen	1	0	1	2	4	0	-1
34	Matthew Perkins	0	0	0	0	0	1	-1	26	Zeev Bulum	0	0	0	0	0	0	0
37	Klayton Krapp	0	0	0	0	0	0	0	28	Brasen Boser	1	0	1	0	0	2	0
Totals: 3 : 5 : 8 : 4 : 11 : 38 : -8									Totals: 5 : 8 : 13 : 2 : 14 : 28 : 5								

Referee's Signature



Game 14



2024-25 Men's Ice Hockey
Box Score Report
Nov 23, 2024, Start time: 06:00 PM, Magness Arena, Denver, Colorado
Attendance: 6490

Game duration: 2:20

ARIZONA STATE (6-7-1, 3-3-0)

VS

DENVER (12-2-0, 2-2-0)

Box score

Prd	Time	Team	Scored by	Assists	Visitors on ice	Home on ice
1	1st 19:52	Denver	PP	Sam Harris/11	Jack Devine/22 Zeev Bulum/13	G1, 2, 74, 23, 29 G35, 28, 12, 7, 4, 15
2	2nd 03:55	Arizona St	PP	Noah Beck/3	Lukas Sillinger/8 Bennett Schimek/6	G1, 2, 61, 92, 23, 8 G35, 23, 9, 18, 11
3	2nd 10:19	Arizona St	EV	Cullen Potter/3	Lukas Sillinger/9 Joel Kjelberg/2	G1, 7, 5, 61, 23, 12 G35, 23, 9, 7, 27, 11
4	2nd 11:11	Arizona St	EV	Artem Shaiine/4	Ryan Alexander/4 Kyle Smolen/7	G1, 37, 2, 53, 25, 8 G35, 21, 28, 14, 18, 24
5	2nd 16:40	Denver	EV	Aidan Thompson/10	Kent Anderson/3 Alex Weismair/2	G1, 37, 2, 11, 25, 8 G35, 21, 9, 7, 39, 11
6	3rd 02:46	Arizona St	EV	Artem Shaiine/5	Benji Eckerle/3 David Hymovitch/2	G1, 37, 74, 53, 25, 8 G35, 23, 9, 7, 27, 11
7	3rd 18:04	Arizona St	EN	Bennett Schimek/7	Benji Eckerle/4	G1, 5, 10, 11, 53, 23 23, 28,



2024-25 BOX SCORES

Game 21



2024-25 Men's Ice Hockey
Box Score Report

Jan 17, 2025, Start time: 07:30 PM, Herb Brooks National Hockey Center, St. Cloud, Minnesota
Attendance: 3245

Game duration: 2:26

ARIZONA ST. (12-8-1, 7-4-0)

VS

ST. CLOUD ST. (11-10-0, 4-7-0)

Box score

Prd	Time	Team	Scored by	Assists	Visitors on ice	Home on ice
1	1st 12:28	ASU	EV Cullen Potter8	Ty Murchison2	G31, 7, 5, 51, 82, 12	G44, 14, 25, 28, 23, 19
3	1st 19:03	SCSU	PP Adam Ingram2	Austin Burnevik9 Josh Luedtke5	G31, 9, 74, 23, 8	G44, 21, 34, 15, 23, 13
3	2nd 01:30	SCSU	EV Gaynn Thoreson2	Vernier Mettrian9	G31, 7, 5, 51, 23, 12	G44, 6, 4, 28, 81, 19
4	2nd 04:34	SCSU	EV Mason Salquist3	Karl Falk3 Nick Portz1	G31, 37, 5, 89, 11, 29	G44, 21, 2, 15, 18, 16
5	2nd 11:04	ASU	EV Ryan Kiwan12	Kyle Smolen12	G31, 37, 2, 92, 25, 8	G44, 4, 2, 11, 23, 13
6	2nd 12:38	ASU	EV Lukas Sillinger2	Ty Jackson8 Charlie Schoen1	G31, 7, 5, 61, 92, 14	G44, 6, 2, 15, 18, 16
7	2nd 14:36	ASU	EV Benji Eckert6	Cole Gordon1 Joel Kjelberg4	G31, 7, 5, 89, 11, 29	G44, 21, 2, 34, 17, 7
8	3rd 04:57	ASU	PP Kyle Smolen6	Ryan Kiwan7 Lukas Sillinger16	G31, 2, 92, 61, 25, 8	G44, 21, 2, 28, 19
9	3rd 18:01	ASU	EN Ryan Kiwan13	Cole Gordon2	G31, 7, 2, 92, 25, 29	14, 21, 25, 28, 19, 16

Team summary

#	Player	G	A	P	PM	BL	SH	+/-
2	Noah Beck	0	0	0	0	1	1	2
5	Ty Murchison	0	0	0	0	2	2	1
7	Joel Kjelberg	0	0	0	0	4	0	3
8	Atem Shlaine	0	0	0	0	0	1	1
9	Anthony Dowd	0	0	0	0	0	2	0
11	Benji Eckert	1	0	0	0	1	3	0
12	Cullen Potter	1	0	1	0	0	3	0
14	Ty Jackson	0	0	0	0	2	1	0
16	Ethan Szmajag	0	0	0	0	0	0	0
23	Bennett Schimek	0	0	0	0	1	1	-1
25	Kyle Smolen	1	1	2	0	2	2	2
31	Cole Gordon	0	0	0	0	1	0	1
37	Gibson Homer	0	0	0	0	0	0	0
38	Sam Court	0	0	0	0	2	1	0
41	Cruz Lucius	0	0	0	0	2	0	0
61	Lukas Sillinger	1	1	1	0	0	2	1
74	Brasen Boser	0	0	0	0	0	2	0
82	Charlie Schoen	0	0	0	0	0	0	0
89	Tony Achille	0	0	0	0	1	0	0
92	Ryan Kiwan	0	0	0	0	0	4	3
1	Luke Pavlich	0	0	0	0	0	0	0
39	Zakari Broce	0	0	0	0	0	0	0
Totals: 6 : 10 : 16 : 10 : 16 : 28 : 15								

Goals by period

Team	1	2	3	Tot
ASU	1	3	2	6
SCSU	1	2	0	3

Shots by period

Team	1	2	3	Tot
ASU	9	11	9	29
SCSU	8	16	8	32

Power play goals-ATT (SH)

Period	ASU	SCSU
1st	0-0(0)	1-1(1)
2nd	0-0(0)	0-2(2)
3rd	1-1(2)	0-1(1)
Total	1-1(2)	1-4(4)

Penalty minutes

Period	ASU	SCSU
1st	1-2	0-0
2nd	3-6	1-2
3rd	1-2	1-2
Total	5-10	2-4

Three stars

1. Ryan Kiwan
2. Lukas Sillinger
3. Kyle Smolen

Officials

Referee: Nick Biondich
Referee: Bobby Lukason
Linesman: Dana Penkovich
Linesman: Elliott Bucholz

Referee's Signature



Game 23



2024-25 Men's Ice Hockey
Box Score Report

Jan 24, 2025, Start time: 07:00 PM, Mullett Arena, Tempe, Arizona
Attendance: 5150

Game duration: 2:24

COLORADO COL. (11-11-1, 5-7-1)

VS

ARIZONA ST. (14-8-1, 9-4-0)

Box score

Prd	Time	Team	Scored by	Assists	Visitors on ice	Home on ice
1	2nd 11:11	Arizona St	EV Cole Gordon2	Sam Court6 Ryan Alexander5	G30, 23, 18, 10, 8, 24	G1, 37, 2, 53, 11, 29
2	2nd 15:14	Arizona St	SH Ethan Szmajag1	Bennett Schimek14 Artem Shlaine10	G4, 6, 28, 9, 26	G1, 2, 16, 23, 8
3	2nd 19:54	Arizona St	EV Dylan Jackson6	Ty Jackson9 Joel Kjelberg5	G30, 23, 18, 17, 12, 27	G1, 7, 5, 61, 15, 14
4	3rd 05:05	Arizona St	PP Kyle Smolen7	Artem Shlaine11 Ryan Kiwan8	G30, 23, 18, 10, 24	G1, 2, 92, 61, 25, 8
5	3rd 12:51	Colorado	EV Owen Beckner4	Ty Gallagher11 Noah Laba13	G32, 6, 7, 9, 2, 28	G1, 37, 2, 92, 82, 8

Team summary

#	Player	G	A	P	PM	BL	SH	+/-
2	Zacharya Wisdom	0	0	0	0	1	3	1
4	Max Burkholder	0	0	0	0	2	3	-1
6	Ty Gallagher	0	1	1	0	2	3	0
7	Phillippe Blais-Savoie	0	0	0	0	0	0	1
8	Ryan Beck	0	0	0	0	0	0	-1
9	Owen Beckner	1	0	0	0	0	0	0
10	Bret Link	0	0	0	0	0	2	-1
11	Chase McLane	0	0	0	0	0	0	0
12	Tommy Middleton	0	0	0	0	1	0	-1
14	Brady Cleveland	0	0	0	0	2	0	0
17	Tyler Colley	0	0	0	0	0	3	-1
18	Fisher Scott	0	0	0	0	1	0	-2
20	Gavin Lindberg	0	0	0	0	2	0	0
23	Ethan Straky	0	0	0	0	0	2	-2
24	Klavs Veinbergs	0	0	0	0	1	1	-1
26	Noah Laba	0	1	1	0	0	4	0
27	Stanley Cooley	0	0	0	0	3	2	-1
28	Gleb Veremyev	0	0	0	0	2	1	-1
29	Drew Montgomery	0	0	0	0	0	0	0
30	Kaidan Muerko	0	0	0	0	0	0	0
32	Carsen Musser	0	0	0	0	0	0	0
31	Henry Wilder	0	0	0	0	0	0	0
Totals: 1 : 2 : 3 : 4 : 14 : 25 : 10								

Goals by period

Team	1	2	3	Tot
Colorado	0	1	0	1
Arizona St	0	3	1	4

Shots by period

Team	1	2	3	Tot
Colorado	4	10	11	25
Arizona St	8	14	7	29

Power play goals-ATT (SH)

Period	Colorado	Arizona St
1st	0-0(0)	0-0(0)
2nd	0-2(0)	0-1(2)
3rd	0-2(3)	1-1(2)
Total	0-4(3)	1-2(4)

Penalty minutes

Period	Colorado	Arizona St
1st	1-2	0-0
2nd	0-0	2-4
3rd	1-2	2-4
Total	2-4	4-8

Three stars

1. Ethan Szmajag
2. Cole Gordon
3. Artem Shlaine

Officials

Referee: Andrew Wilk
Referee: Stephen Reneau
Linesman: Chris Zorza
Linesman: Zachary Reese

Referee's Signature



Game 22



2024-25 Men's Ice Hockey
Box Score Report

Jan 18, 2025, Start time: 05:00 PM, Herb Brooks National Hockey Center, St. Cloud, Minnesota
Attendance: 3697

Game duration: 2:37

ARIZONA ST. (13-8-1, 8-4-0)

VS

ST. CLOUD ST. (11-11-0, 4-8-0)

Box score

Prd	Time	Team	Scored by	Assists	Visitors on ice	Home on ice
1	1st 07:38	ASU	PP Lukas Sillinger3	Kyle Smolen13 Artem Shlaine7	G31, 2, 61, 92, 25, 8	G44, 6, 4, 11, 16
2	2nd 08:15	SCSU	EV Tyson Gross8	Austin Burnevik10 Grant Ahcan4	G31, 37, 2, 51, 23, 12	G44, 6, 4, 11, 16
3	2nd 02:33	ASU	PP Noah Beck4	Artem Shlaine8 Lukas Sillinger17	G31, 2, 61, 92, 25, 8	G44, 6, 4, 11, 16
4	3rd 03:18	ASU	PP Ty Jackson5	Bennett Schimek13 Cullen Potter5	G31, 9, 51, 23, 14, 12	G44, 6, 4, 28, 19
5	3rd 05:35	ASU	PP Ryan Kiwan14	Artem Shlaine5 Kyle Smolen14	G31, 2, 92, 61, 25, 8	G44, 6, 4, 28, 19
6	3rd 11:59	SCSU	EV Gaynn Thoreson3	Grant Ahcan5 Colin Ralph4	G31, 37, 2, 89, 25, 29	G44, 6, 4, 28, 11
7	3rd 16:57	SCSU	EA Daimon Gardner4	Mason Salquist3 Josh Zinger3	G31, 7, 9, 89, 11, 29	14, 25, 28, 81, 16, 19
8	3rd 19:14	ASU	EN Artem Shlaine5	Noah Beck18	G31, 2, 5, 92, 25, 8	21, 11, 15, 34, 23, 16

Team summary

#	Player	G	A	P	PM	BL	SH	+/-
2	Noah Beck	1	1	2	0	0	3	-1
5	Ty Murchison	0	0	0	0	0	1	1
7	Joel Kjelberg	0	0	0	0	0	2	-1
8	Atem Shlaine	0	0	0	0	0	0	0
9	Anthony Dowd	0	0	0	0	0	0	-1
11	Benji Eckert	0	0	0	0	0	0	-1
12	Cullen Potter	0	1	1	0	0	5	-1
14	Ty Jackson	1	0	1	0	0	1	0
19	Ethan Szmajag	0	0	0	0	0	0	0
23	Bennett Schimek	0	0	0	0	1	1	-1
25	Kyle Smolen	0	2	2	0	0	3	0
29	Cole Gordon	0	0	0	0	0	0	-2
31	Gibson Homer	0	0	0	0	0	0	0
37	Sam Court	0	0	0	0	0	0	0
41	Cruz Lucius	0	0	0	0	0	1	-1
61	Lukas Sillinger	1	1	2	0	0	3	0
74	Brasen Boser	0	0	0	0	0	0	0
82	Charlie Schoen	0	0	0	0	0	1	0
89	Tony Achille	0	0	0	0	0	0	-2
92	Ryan Kiwan	0	0	0	0	0	4	1
1	Luke Pavlich	0	0	0	0	0	0	0
39	Zakari Broce	0	0	0	0	0	0	0
Totals: 5 : 9 : 14 : 6 : 19 : 25 : -10								

Goals by period

Team	1	2	3	Tot
ASU	1	0	4	5
SCSU	0	1	2	3

Shots by period

Team	1	2	3	Tot
ASU	4	9	12	25
SCSU	12	13	9	34

Power play goals-ATT (SH)

Period	ASU	SCSU
1st	1-2(1)	0-1(0)
2nd	0-1(2)	0-1(1)
3rd	3-5(11)	0-0(0)
Total	4-8(4)	0-2(4)

Penalty minutes

Period	ASU	SCSU
1st	1-2	2-4
2nd	2-4	3-6
3rd	0-0	2-15
Total	3-6	7-25

Three stars

1. Artem Shlaine
2. Lukas Sillinger
3. Grant Ahcan

Officials

Referee: Nick Biondich
Referee: Bobby Lukason
Linesman: Dana Penkovich
Linesman: Elliott Bucholz

Referee's Signature



Game 24



2024-25 Men's Ice Hockey
Box Score Report

Jan 25, 2025, Start time: 05:00 PM, Mullett Arena, Tempe, Arizona
Attendance: 5160

Game duration: 2:23

COLORADO COL. (12-11-1, 6-7-1)

VS

ARIZONA ST. (14-9-1, 9-5-0)

Box score

Prd	Time	Team	Scored by	Assists	Visitors on ice	Home on ice
1	1st 04:28	Arizona St	PP Ryan Kiwan15	Noah Beck19 Lukas Sillinger18	G32, 6, 7, 25, 20	G31, 2, 92, 61, 8, 25
2	2nd 01:53	Arizona St	EV Ryan Kiwan16	Charlie Schoen2 Aren Shlaine12	G32, 6, 7, 28, 11, 24	G31, 37, 16, 92, 82, 8
3	3rd 00:19	Colorado	EV Noah Laba6	Owen Beckner11 Zachary Waldson5	G32, 6, 7, 9, 26	G31, 37, 2, 51, 23, 25
4	3rd 01:43	Arizona St	EV Charlie Schoen2	Aren Shlaine13 Ryan Kiwan9	G32, 23, 28, 21, 28, 11, 24	G31, 2, 5, 92, 62, 8
5	3rd 06:16	Arizona St	EV Charlie Schoen2	Ryan Kiwan10 Brasen Boser12	G32, 6, 21, 29, 10, 27	G31, 9, 74, 92, 82, 8
6	3rd 06:24	Colorado	EV Noah Laba7	Max Burkholder6 Zachary Waldson6	G32, 4, 14, 9, 2, 26	G31, 7, 54, 61, 11, 29
7	3rd 07:15	Colorado	Chase McLane5	Ty Gallagher12 Max Burkholder12	G32, 4, 6, 28, 11, 20	G31, 7, 53, 61, 15, 14
8	3rd 11:28	Colorado	EV Max Burkholder6	Chase McLane5 Klavis Venberg37	G32, 4, 7, 28, 11, 24	G31, 5, 2, 61, 15, 14
9	3rd 14:37	Colorado	Drew Montgomery6	Brett Lindberg3 Dev Link8	G32, 6, 21, 29, 10, 20	G31, 37, 51, 23, 25

2024-25 Sun Devil Hockey Game Notes

2024-25 BOX SCORES

Game 25



2024-25 Men's Ice Hockey
Box Score Report

Jan 31, 2025, Start time: 07:05 PM, Steve "Coach" Cady Arena, Oxford, Ohio
Attendance: 2303

Game duration: 2:15

ARIZONA ST. (15-9-1, 10-5-0)

VS

MIAMI (OH) (3-20-2, 0-15-0)

Box score

Prd	Time	Team	Scored by	Assists	Visitors on ice	Home on ice
1	1st 1:27	ASU	EV	Cole Gordon/3	Kyle Smolen/15 Brazen Boser/9	G1, 74, 53, 25, 23, 8 G43, 7, 27, 33, 14, 8
2	2nd 03:05	ASU	SH	Bennett Schimek/9	Artem Shlaine/4 Joel Kjelberg/6	G1, 7, 5, 23, 8 G43, 2, 13, 67, 9, 6
3	2nd 07:25	ASU	PP	Ryan Kiwan/17	Artem Shlaine/15	G1, 2, 92, 61, 15, 8 G43, 2, 74, 23, 34
4	2nd 10:03	ASU	PP	Ryan Kiwan/18	Artem Shlaine/16 Lukas Sillinger/20	G1, 9, 92, 61, 15, 8 G43, 2, 7, 23, 34
5	3rd 01:25	ASU	EV	Cullen Potter/9	Cruz Lucius/3 Anthony Dowd/6	G1, 9, 74, 51, 23, 12 G43, 2, 7, 33, 14, 8
6	3rd 02:28	MIAMI	EV	Dylan Moulton/1	Max Dukovac/5 Blake Messenburg/2	G1, 2, 16, 53, 25, 29 G43, 27, 19, 18, 23, 26
7	3rd 11:36	ASU	EV	Lukas Sillinger/4	Ty Murchison/3 Joel Kjelberg/7	G1, 7, 5, 61, 15, 14 G43, 2, 7, 13, 34, 6
8	3rd 14:16	ASU	SH	Artem Shlaine/10	Bennett Schimek/15 Ethan Samagaj/1	G1, 2, 16, 23, 8 G43, 27, 19, 18, 6, 26

Goals by period

Team	1	2	3	Tot
ASU	1	3	3	7
MIAMI	0	0	1	1

Shots by period

Team	1	2	3	Tot
ASU	7	10	8	25
MIAMI	6	12	3	21

Power play goals-ATT (SH)

Period	ASU	MIAMI
1st	0-0(0)	0-1(1)
2nd	2-3(5)	0-1(1)
3rd	0-0(0)	0-1(0)
Total	2-3(5)	0-3(3)

Penalty minutes

Period	ASU	MIAMI
1st	1-2	0-0
2nd	1-2	2-15
3rd	1-2	0-0
Total	3-6	2-15

Three stars

1. Artem Shlaine
2. Ryan Kiwan
3. Lukas Sillinger

Officials

Referee: Jake Jackson
Referee: Andy Thackaberry
Linesman: Erik Contino
Linesman: Bryan Goroff

Team summary

#	Player	G	A	P	PM	BL	SH	±	#	Player	G	A	P	PM	BL	SH	±
1	Luke Pavlich	0	0	0	0	0	0	0	2	Spencer Cox	0	0	0	0	0	2	-3
2	Noah Beck	0	0	0	0	2	0	0	6	Raimonds Vitols	0	0	0	0	0	3	-2
3	Ty Murchison	0	0	0	0	2	0	2	2	J. Michael Quinn	0	0	0	0	0	1	-3
4	Joel Kjelberg	0	2	0	0	2	0	2	8	John Emmons	0	0	0	0	0	0	-3
5	Artem Shlaine	1	2	0	0	1	1	2	9	Matt Choupiak	0	0	0	0	0	1	-1
6	Anthony Dowd	0	0	0	0	0	1	1	10	Zane Denney	0	0	0	0	0	0	0
7	Cullen Potter	1	0	0	0	5	1	1	13	Max Dukovac	0	0	0	0	0	0	-2
8	Ty Jackson	0	0	0	0	0	1	1	14	Theodor Forsander	0	0	0	0	0	0	-2
9	Dylan Jackson	0	0	0	0	0	1	1	16	Hampus Rydqvist	0	0	0	0	0	1	0
10	Ethan Samagaj	0	1	1	0	0	0	0	18	Frankie Carogio	0	0	0	0	0	0	0
11	Bennett Schimek	0	1	1	0	0	0	0	19	Raimonds Vitols	0	0	0	0	0	0	0
12	Kyle Smolen	0	0	0	0	0	1	0	20	Rhonda Simons	0	0	0	0	0	0	0
13	Cole Gordon	0	0	0	0	0	1	0	22	Ryan Sullivan	0	0	0	0	0	0	0
14	Sam Court	0	0	0	0	1	0	0	23	Brayden Morrison	0	0	0	0	0	0	-2
15	Cruz Lucius	0	0	0	0	0	1	1	26	Blake Messenburg	0	0	0	0	0	0	-2
16	Ryan Alexander	0	0	0	0	0	0	0	27	Dylan Moulton	0	0	0	0	0	0	0
17	Lukas Sillinger	1	2	3	0	0	1	1	28	Tanyon Balzer	0	0	0	0	0	0	0
18	Charlie Schoen	0	0	0	0	0	1	0	31	Casper Nassen	0	0	0	0	0	0	0
19	Ryan Kiwan	2	0	0	0	0	6	0	34	Christophe Filion	0	0	0	0	0	0	0
20	Gibson Homer	0	0	0	0	0	0	0	37	Ethan Dahmeier	0	0	0	0	0	0	-1
21	Zakai Brice	0	0	0	0	0	0	0	40	Colby Ambrosio	0	0	0	0	0	0	-1
Totals: 7-14-21									Totals: 1-2-3								

Referee's Signature _____



Game 27



2024-25 Men's Ice Hockey
Box Score Report

Feb 07, 2025, Start time: 07:00 PM, Mullet Arena, Tempe, Arizona
Attendance: 5215

Game duration: 2:39

DENVER (20-6-1, 9-5-1)

VS

ARIZONA ST. (16-10-1, 11-6-0)

Box score

Prd	Time	Team	Scored by	Assists	Visitors on ice	Home on ice
1	1st 01:41	Arizona St	PP	Cullen Potter/1 Anthony Dowd/7	G35, 21, 28, 14, 13 G1, 9, 51, 23, 12, 14	
2	1st 13:01	Denver	EV	Jared Wright/8 Garrett Brown/2	G35, 5, 3, 14, 18, 24 G1, 7, 5, 61, 82, 14	
3	2nd 02:54	Denver	EV	Connor Caponi/9 Rieger Lorenz/9	G35, 21, 28, 12, 13, 22 G35, 23, 9, 14, 18, 24	
4	2nd 07:42	Denver	EV	Boston Budberger/5 Rieger Lorenz/9	G35, 23, 9, 14, 18, 24 G1, 2, 16, 51, 23, 8	
5	2nd 09:43	Arizona St	EV	Ty Jackson/6 Sam Court/7	G35, 5, 3, 12, 27, 11 G1, 37, 2, 61, 82, 14	
6	2nd 12:44	Arizona St	EV	Lukas Sillinger/5 Joel Kjelberg/8	G35, 21, 28, 7, 4, 11 G1, 7, 37, 61, 82, 12	
7	3rd 06:36	Denver	EV	Aidan Thompson/14 Jack Devine/30	G35, 23, 9, 7, 4, 15 G1, 37, 2, 92, 25, 8	
8	3rd 15:12	Arizona St	EA	Bennett Schimek/10 Noah Beck/21	G35, 21, 28, 14, 19, 15 2, 51, 61, 92, 23, 8	
9	OT1 04:17	Denver	EV	Aidan Thompson/15 Zeev Bulum/24	G35, 28, 7, 4 G1, 2, 92, 12	

Team summary

#	Player	G	A	P	PM	BL	SH	±	#	Player	G	A	P	PM	BL	SH	±
1	Tony Piller	0	0	0	0	0	0	0	1	Luke Pavlich	0	0	0	0	0	0	0
2	Cole Anshoff	0	0	0	0	0	0	0	2	Noah Beck	0	0	0	0	2	4	-4
3	Jack Devine	0	0	0	0	0	0	0	3	Ty Murchison	0	0	0	0	2	0	-2
4	Garrett Brown	0	0	0	0	0	0	0	4	Joel Kjelberg	0	0	0	0	1	1	-1
5	Aidan Thompson	2	0	2	0	0	4	1	6	Artem Shlaine	0	0	0	0	0	5	-1
6	Boston Budberger	1	0	1	0	0	2	2	7	Anthony Dowd	0	0	0	0	1	1	0
7	Samu Salminen	0	0	0	0	2	2	2	8	Cullen Potter	0	0	0	0	0	0	0
8	Sam Harris	1	1	2	0	0	4	0	9	Ty Jackson	1	0	0	0	2	1	-1
9	Hagen Burrows	0	0	0	0	0	0	0	10	Ethan Samagaj	0	0	0	0	0	0	-1
10	Rieger Lorenz	0	0	0	0	0	2	1	11	Dylan Moulton	0	0	0	0	0	0	-2
11	Carter King	0	0	0	0	0	0	0	12	Bennett Schimek	1	0	0	0	1	2	0
12	Jared Wright	0	0	0	0	0	0	0	13	Kyle Smolen	0	0	0	0	0	3	-3
13	Jake Fisher	0	0	0	0	0	0	-1	14	Cole Gordon	0	0	0	0	0	0	0
14	Kent Anderson	0	0	0	0	0	0	-1	15	Sam Court	0	0	0	0	2	2	0
15	Connor Caponi	0	0	0	0	0	0	0	16	Cruz Lucius	1	0	0	0	1	5	-1
16	Eric Pohlkamp	0	0	0	0	0	0	0	17	Ryan Alexander	0	0	0	0	0	0	0
17	Kieran Cebrian	0	0	0	0	0	0	0	18	Lukas Sillinger	1	0	0	0	0	1	2
18	James Reeder	0	0	0	0	0	0	0	19	Dylan Moulton	0	0	0	0	0	0	0
19	Zeev Bulum	0	0	0	0	0	0	0	20	Charlie Schoen	0	0	0	0	0	1	0
20	Matt Davis	0	0	0	0	0	0	0	21	Ryan Kiwan	0	0	0	0	0	0	-1
1	Freddie Haley	0	0	0	0	0	0	0	22	Gibson Homer	0	0	0	0	0	0	0
Totals: 5-8-13									Totals: 4-8-12								

Referee's Signature _____



Game 26



2024-25 Men's Ice Hockey
Box Score Report

Feb 01, 2025, Start time: 07:05 PM, Steve "Coach" Cady Arena, Oxford, Ohio
Attendance: 2257

Game duration: 2:18

ARIZONA ST. (16-9-1, 11-5-0)

VS

MIAMI (OH) (3-21-2, 0-16-0)

Box score

Prd	Time	Team	Scored by	Assists	Visitors on ice	Home on ice
1	1st 05:59	ASU	PP	Kyle Smolen/8	Dylan Jackson/8 Lukas Sillinger/21	G1, 2, 61, 92, 25, 15 G35, 19, 27, 18, 9
2	1st 14:22	ASU	EV	Sam Court/3	Bennett Schimek/16 Ty Jackson/10	G1, 37, 2, 51, 23, 14 G35, 16, 10, 13, 67, 23
3	2nd 11:31	ASU	EV	Brazen Boser/2	Ethan Samagaj/2	G1, 74, 16, 92, 82, 25 G35, 16, 2, 9, 23, 26
4	3rd 06:36	ASU	EV	Cruz Lucius/1	Bennett Schimek/17 Noah Beck/20	G1, 7, 5, 51, 23, 12 G35, 2, 74, 34, 67, 26
5	3rd 19:59	MIAMI	EV	Spencer Cox/1	Colby Ambrosio/12 Hampus Rydqvist/2	G1, 7, 5, 92, 82, 12 G35, 16, 2, 13, 67, 8

Goals by period

Team	1	2	3	Tot
ASU	2	1	1	4
MIAMI	0	0	1	1

Shots by period

Team	1	2	3	Tot
ASU	9	10	5	24
MIAMI	4	3	4	11

Power play goals-ATT (SH)

Period	ASU	MIAMI
1st	1-2(1)	0-1(0)
2nd	0-1(2)	0-0(0)
3rd	0-0(0)	0-1(0)
Total	1-3(3)	0-2(0)

Penalty minutes

Period	ASU	MIAMI
1st	1-2	2-4
2nd	0-0	0-2
3rd	1-2	0-0
Total	2-4	3-6

Three stars

1. Kyle Smolen
2. Cruz Lucius
3. Lukas Sillinger

Officials

Referee: Jake Jackson
Referee: Andy Thackaberry
Linesman: Erik Contino
Linesman: Bryan Goroff

Team summary

#	Player	G	A	P	PM	BL	SH	±	#	Player	G	A	P	PM	BL	SH	±	
1	Luke Pavlich	0	0	0	0	0	0	0	2	Spencer Cox	1	0	1	0	1	1	-1	
2	Noah Beck	0	1	1	0	0	1	1	7	Michael Quinn	0	0	0	0	0	0	0	
3	Ty Murchison	0	0	0	0	2	0	0	8	John Emmons	0	0	0	0	0	0	0	
4	Joel Kjelberg	0	0	0	0	2	0	0	9	Matt Choupiak	0	0	0	0	0	0	0	
5	Artem Shlaine	0	0	0	0	2	0	0	10	Zane Demsey	0	0	0	2	0	0	-1	
9	Anthony Dowd	0	0	0	0	0	0	0	13	Mik Dubavac	0	0	0	0	0	0	0	
12	Gullen Potter	0	0	0	0	1	2	0	14	Teddy Forsander	0	0	0	0	0	0	0	
15	Sam Kerr	0	0	0	0	0	0	0	15	Michael Redburn	0	0	0	0	0	0	0	
16	Dylan Jackson	0	1	1	0	0	0	0	18	Frankie Cammello	0	0	0	0	1	0	0	
16	Ethan Samsell	0	0	0	0	0	0	1	19	Rhonda Simanovich	0	0	0	0	1	0	0	
20	Bernhard Schmick	0	2	2	2	0	0	0	22	Jay Sullivan	0	0	0	0	1	2	0	
25	Kyle Bennett	0	0	0	0	0	0	0	23	Raydon Morrison	0	0	0	0	1	1	0	
26	Sam Kerr	0	0	0	0	0	0	0	24	Michael Redburn	0	0	0	0	0	0	0	
27	Sam Court	0	0	0	0	0	0	0	27	Dylan Moulton	0	0	0	0	0	0	0	
31	Cruz Lucius	1	0	1	0	0	2	2	28	Tarvon Bayler	0	0	0	0	0	0	0	
35	Ryan Alexander	0	0	0	0	0	0	1	33	Casper Nassan	0	0	0	2	0	0	0	
36	Max Hastings	0	1	1	0	0	0	0	34	Christopher Filson	0	0	0	0	0	0	-1	
37	Michael Bostock	0	0	0	0	0	0	0	35	Michael Bostock	0	0	0	0	0	0	0	
42	Charlie Schoen	0	0	0	0	0	0	0	37	Colby Ambrose	0	1	1	0	0	1	-1	
43	Ryan Kriew	0	0	0	0	0	0	4	0	38	Conner Hutchison	0	0	0	0	0	0	0
43	Gideon Hamer	0	0	0	0	0	0	0	40	Bruce Brumby	0	0	0	0	0	0	0	
50	Zane Beck	0	0	0	0	0	0	0	43	West Miller	0	0	0	0	0	0	0	
Totals: 4 7 11 14 18 24 30 30									Totals: 1 2 3 6 6 11 11 11									

2024-25 BOX SCORES

Game 30



2024-25 Men's Ice Hockey
Box Score Report
Feb 14, 2025, Start time: 07:07 PM, AMSOIL, Duluth, Minnesota
Attendance: 5579

Game duration: 2:11

ARIZONA ST. (17-11-1, 12-7-0) VS MINN. DULUTH (11-15-1, 7-10-0)

Box score

Prd	Time	Team	Scored by	Assists	Visitors on ice	Home on ice
1.	1st	13:27	UMD	Dominic James/11	Owen Gallatin/9 Aaron Plonk/19	G1, 7, 5, 25, 12 G37, 20, 8, 16, 15, 17
2.	1st	14:06	ASU	PP Artem Shlaine/11	Kyle Smolen/16 Lukas Sillinger/22	G1, 2, 61, 92, 25, 8 G37, 6, 2, 33, 17
3.	2nd	04:55	ASU	EV Lukas Sillinger/8	Bennett Schimek/18 Brasen Bosser/4	G1, 37, 2, 61, 23, 12 G37, 6, 2, 13, 15, 27
4.	2nd	07:07	UMD	PP Callum Amott/5	Ty Hanson/7 Max Plante/12	G1, 7, 5, 25, 29 G37, 2, 13, 10, 25, 27
5.	OT1	02:37	UMD	EV Aaron Plonk/3	Dominic James/12 Jayson Shaugabay/13	G1, 2, 23, 12 G37, 8, 13, 17

Team summary

Sun Devils											Bulldogs										
#	Player	G	A	P	PM	BL	SH	±	#	Player	G	A	P	PM	BL	SH	±				
1	Luke Pavlich	0	0	0	0	0	0	0	2	Ty Hanson	0	1	1	0	1	2	-1				
2	Noah Beck	0	0	0	0	0	2	1	0	6	Adam Kieber	0	0	0	0	2	-1				
5	Ty Murchison	0	0	0	0	0	1	0	0	8	Aaron Plonk	1	1	2	0	0	2				
7	Joel Kjelberg	0	0	0	0	0	4	0	0	10	Max Plante	0	1	1	0	0	2				
8	Artem Shlaine	1	0	1	2	0	3	0	0	12	Jack Smith	0	0	0	0	0	1				
9	Anthony Dowd	0	0	0	2	1	1	0	0	13	Jayson Shaugabay	0	1	1	0	0	1				
12	Cullen Potter	0	0	0	0	0	3	0	0	15	Harper Bentz	0	0	0	0	0	-1				
14	Ty Jackson	0	0	0	0	0	0	0	0	16	Blake Bechen	0	0	0	0	0	2				
16	Ethan Szmaga	0	0	0	0	0	0	0	0	17	Dominic James	1	1	2	0	0	2				
23	Bennett Schimek	0	2	1	5	0	3	0	0	18	Joey Pierce	0	0	0	0	0	1				
25	Kyle Smolen	0	1	1	1	0	1	0	0	20	Owen Gallatin	0	0	0	0	0	1				
29	Cole Gordon	0	0	0	0	0	1	0	0	22	Joe Molenaar	0	0	0	0	0	2				
32	Sam Court	0	0	0	0	0	1	1	0	24	Kyle Betens	0	0	0	0	0	0				
51	Cruz Lucius	0	0	0	0	0	0	0	0	25	Callum Amott	1	0	1	0	0	2				
53	Ryan Alexander	0	0	0	0	0	0	0	0	26	Anthony Menghini	0	0	0	0	0	2				
61	Lukas Sillinger	1	1	2	0	0	2	1	0	27	Zam Plante	0	0	0	0	1	-1				
74	Brasen Bosser	0	1	1	0	0	1	2	0	28	Aiden Dubinsky	0	0	0	0	0	0				
82	Charlie Schoen	0	0	0	0	0	0	0	0	33	Carler Loney	0	0	0	0	0	1				
89	Tony Achille	0	0	0	0	0	0	0	0	34	Matthew Perkins	0	0	0	0	0	0				
96	Ryan Kiwan	0	0	0	0	0	0	2	0	32	Klayton Knapp	0	0	0	0	0	0				
30	Chase Hamm	dnp	dnp	dnp	dnp	dnp	dnp	dnp	dnp	30	Adam Gajan	dnp	dnp	dnp	dnp	dnp	dnp				
31	Gibson Homer	dnp	dnp	dnp	dnp	dnp	dnp	dnp	dnp	31	Zach Sandy	dnp	dnp	dnp	dnp	dnp	dnp				
Totals:		2	4	6	6	7	25	2	Totals:		3	6	9	2	12	26	-2				

Goalenders

Sun Devils									Bulldogs								
#	Player	Min	GA	1	2	3	1OT	Saves	#	Player	Min	GA	1	2	3	1OT	Saves
1	Luke Pavlich	62:37	3	8	9	4	2	23	37	Klayton Knapp	62:37	2	5	6	10	2	23
Loss - Luke Pavlich (11-7-0)									Win - Klayton Knapp (6-7-1)								

Referee's Signature _____



2024-25 Men's Ice Hockey
Box Score Report
Feb 15, 2025, Start time: 06:07 PM, AMSOIL, Duluth, Minnesota
Attendance: 5701

Game duration: 2:28

ARIZONA ST. (17-11-2, 12-7-1) VS MINN. DULUTH (11-15-2, 7-10-1)

Box score

Prd	Time	Team	Scored by	Assists	Visitors on ice	Home on ice
1	1st	02:52	UMD	EV Ty Hanson/4	Adam Kieber/2 Ryan Kiwan/11 Anthony Dowd/9	G31, 9, 5, 51, 23, 12 G37, 6, 2, 16, 24, 25
1	1st	10:18	ASU	EV Artem Shlaine/12	G31, 9, 74, 53, 92, 8 G37, 28, 20, 22, 33, 12	
3	2nd	05:51	UMD	EV Adam Kieber/2	Kyle Betens/4 Callum Amott/3	G31, 37, 74, 61, 25, 14 G37, 6, 2, 24, 34, 25
4	2nd	08:55	ASU	EV Kyle Smolen/10	Lukas Sillinger/23	G31, 5, 74, 61, 25, 14 G37, 6, 2, 24, 34, 27
5	2nd	14:38	ASU	PP Artem Shlaine/13	Lukas Sillinger/24	G31, 2, 61, 25, 92, 8 G37, 6, 2, 33, 12
6	3rd	00:11	UMD	EV Max Plante/7	Ty Hanson/8	G31, 9, 74, 51, 23, 12 G37, 6, 2, 10, 16, 17

Shots by period						
Team	1	2	3	OT1	OT	Total
ASU	9	20	10	5	44	
UMD	9	10	13	3	35	

Team summary

Sun Devils											Bulldogs											(SF)					
#	Player	G	A	P	PM	BL	SH	±	+	-	#	Player	G	A	P	PM	BL	SH	±	+	-	1st	ASU	UMD			
2	Noah Beck	0	0	0	2	1	1	0	0	0	2	Ty Hanson	1	1	2	2	3	3	4	2	0	0	0	0	0	1	
5	Ty Murchison	0	0	0	0	0	1	2	0	0	6	Adam Kieber	1	1	2	0	0	0	4	2	0	0	0	0	0	1	
7	Joel Kjelberg	0	0	0	0	0	1	2	0	0	8	Aaron Plonk	0	0	0	0	2	3	0	0	0	0	0	0	0	1	
8	Artem Shlaine	2	0	2	0	0	7	1	0	0	10	Max Plante	1	0	1	4	0	2	1	0	0	0	0	0	0	1	
9	Anthony Dowd	0	1	1	0	0	2	0	0	0	12	Jack Smith	0	0	0	0	0	0	1	0	0	0	0	0	0	0	
12	Cullen Potter	0	0	0	0	0	4	2	0	0	13	Jayson Shaugabay	0	0	0	0	0	0	1	0	0	0	0	0	0	0	
14	Ty Jackson	0	0	0	0	4	1	0	0	0	15	Harper Bentz	0	0	0	0	0	0	1	0	0	0	0	0	0	0	
16	Ethan Szmaga	0	0	0	0	0	0	3	0	0	16	Blake Bechen	0	0	0	0	2	1	0	0	0	0	0	0	0	0	
18	David Hymovitch	0	0	0	0	0	1	0	0	0	17	Dominic James	0	0	0	0	0	0	4	1	0	0	0	0	0	0	
23	Bennett Schimek	0	0	0	0	0	0	8	2	0	18	Joey Pierce	0	0	0	0	2	1	2	0	0	0	0	0	0	0	
25	Kyle Smolen	1	0	1	0	0	4	0	0	0	20	Owen Gallatin	0	0	0	0	0	0	4	1	1	0	0	0	0	0	
29	Cole Gordon	0	0	0	0	0	0	0	0	0	22	Joe Molenaar	0	0	0	0	0	0	0	0	0	0	0	0	0	0	
31	Gibson Homer	0	0	0	0	0	0	0	0	0	24	Kyle Betens	0	1	1	2	0	0	0	0	0	0	0	0	0	0	
37	Sam Court	0	0	0	0	0	1	0	0	0	25	Callum Amott	0	1	1	0	0	0	2	2	0	0	0	0	0	0	
51	Cruz Lucius	0	0	0	0	0	0	4	2	0	26	Anthony Menghini	0	0	0	0	0	0	2	0	0	0	0	0	0	0	
53	Ryan Alexander	0	0	0	0	0	0	0	0	0	27	Zam Plante	0	0	0	0	0	0	1	5	1	0	0	0	0	0	
61	Lukas Sillinger	0	2	2	2	0	1	2	0	0	28	Aiden Dubinsky	0	0	0	0	0	0	2	0	0	0	0	0	0	0	
74	Brasen Bosser	0	0	0	0	0	0	0	0	0	33	Carler Loney	0	0	0	0	0	0	0	0	0	0	0	0	0	0	
89	Tony Achille	0	0	0	0	0	0	0	0	0	34	Matthew Perkins	0	0	0	0	0	0	0	0	0	0	0	0	0	0	
92	Ryan Kiwan	0	1	1	0	0	0	6	1	0	32	Klayton Knapp	0	0	0	0	0	0	0	0	0	0	0	0	0	0	
1	Luke Pavlich	dnp	dnp	dnp	dnp	dnp	dnp	dnp	dnp	dnp	30	Adam Gajan	dnp	dnp	dnp	dnp	dnp	dnp	dnp	dnp	dnp	dnp	dnp	dnp	dnp	dnp	dnp
30	Chase Hamm	dnp	dnp	dnp	dnp	dnp	dnp	dnp	dnp	dnp	31	Zach Sandy	dnp	dnp	dnp	dnp	dnp	dnp	dnp	dnp	dnp	dnp	dnp	dnp	dnp	dnp	dnp
Totals: 3 : 4 : 7 : 8 : 8 : 44 : 6											Totals: 3 : 4 : 7 : 14 : 14 : 35 : 5											1st : ASU : UMD					
																						Penalty minutes					
																						1st : ASU : UMD					
																						2nd : ASU : UMD					
																						3rd : ASU : UMD					
																						OT1 : ASU : UMD					
																						Total : 1-7(14) : 0-3(2)					
																						Three stars					
																						1. Max Plante					
																						2. Artem Shlaine					
																						3. Adam Kieber					
																						Officials					
																						Referee: Andrew Wilk					
																						Referee: Michael Sheehy					
																						Linesman: Andrew Dikken					
																						Umpman: Andrew Dikken					

Goalenders

Sun Devils										Bulldog									
#	Player	Min	GA	1	2	3	1OT	1	Saves	#	Player	Min	GA	1	2	3	1OT	1	Saves
31	Gibson Homer	65:00	3	8	9	12	3	0	32	37	Klayton Knapp	65:00	3	8	18	10	5	0	41
Tie - Gibson Homer (7-4-2)										Tie - Klayton Knapp (6-7-2)									

Referee's Signature _____

