



# SUN DEVIL SOFTBALL



1972 & 1973 AIAW CHAMPIONS • 2008 & 2011 NCAA NATIONAL CHAMPIONS  
32 NCAA POSTSEASON APPEARANCES • 12 NCAA WCWS APPEARANCES

**SOFTBALL CONTACT:** Josh Fisher | **EMAIL:** josh.fisher@asu.edu | **PHONE:** 801-703-5025

## SUN DEVIL SNAPSHOT

CATEGORY	2025	ALL-TIME
Overall record	23-10	1,902-964-2
... on road	4-2	290-325-2
Conference	5-4	454-491-2
... on road	2-1	193-260-2
March Record	10-5	675-251
... on road	4-1	77-70
On March 28	0-0	22-6
On March 29	0-0	18-6
On March 30	0-0	17-8
Friday Record	6-4	545-251
... on road	1-0	77-78
Saturday Record	5-4	550-332
... on road	0-1	83-120
Sunday Record	5-1	315-178-2
... on road	1-0	58-69-2
In Iowa	0-0	0-0
... Ames	0-0	0-0
Game #34 of season	0-0	29-18
Game #35 of season	0-0	28-17
Game #36 of season	0-0	23-22
Ends in 7-innings	16-6	1,444-811-1
Ends by run-rule	4-2	333-67
Ends in extra-innings	3-2	125-86-1
One-run games	6-1	435-325
When scoring 2+ runs	22-3	1,759-364-4
When scoring 5+ runs	15-1	1,158-77
When allowing 2+ runs	13-10	718-827-1
When allowing 5+ runs	2-9	145-436

## ASU PROJECTED LINEUP

Based on last 10 games played

POS	#	NAME	OPS	HR	RBI
If	44	Tanya Windle	1.035	3	17
rf	24	Ashleigh Mejia	.891	8	21
dp	38	Kelsey Hall	1.101	8	35
18	2b	Tiare Ho-Ching	.932	4	22
1b	21	Ayden Allen	.556	0	5
c	32	Samantha Swan	.832	1	8
cf	21	Yannixa Acuña	.686	0	7
ss	5	AJ Murphy	.998	3	16
3b	20	Takyla Davis	.723	1	10
POS	#	NAME	ERA	WHIP	K/7
rhp	10	Kenzie Brown	0.98	0.92	11.15
rhp	27	Meika Lauppe	2.52	1.05	5.14
rhp	15	Julianne Tipton	5.46	1.70	5.13
rhp	8	Cambree Creager	7.00	2.12	2.98

## GAMES #34-36 /// ROAD GAMES #7-9

Friday, March 28 – Sunday, March 30 | Ames, Iowa | Cyclone Sports Complex



## ARIZONA STATE SUN DEVILS

(23-10, 5-4 BIG 12)



## IOWA STATE CYCLONES

(14-14, 4-2 BIG 12)

Megan Bartlett

Head Coach

Jamie Pinkerton

206-175 (.541) [8th season]

Record

542-565 (.490) [20th season]

65-67 (.492) [3rd season]

at School

192-196 (.495) [8th season]

### FRIDAY (DH)

March 28 • 11 a.m. AZT



73°



7:35

WATCH



ESPN app /// plus.espn.com

### SATURDAY

March 29 • 11 a.m. AZT



65°



7:36

STATS



asu.statbroadcast.com

## TALE OF THE TAPE

(Through March 24 – NCAA Rank)

	AVG	SLG%	RUNS	2B	HR	SB	ERA	WHIP	K/BB	H/7	FLD%
ASU	.313	.499	5.24	1.45	1.06	1.15	3.14	1.28	2.99	6.52	.966
	.54	.53	105	75	54	113	63	44	16	240	.87
STATE	.275	.437	4.71	1.50	0.86	0.75	4.15	1.63	1.38	8.72	.960
	.164	.105	144	T-63	T-80	T-201	149	145	149	102	.132

## PROGRAM'S FIRST TRIP TO IOWA UP NEXT FOR SOFTBALL

**Sun Devils back on the road this weekend for three-game set at Iowa State**

Sun Devil Softball travels to Iowa State this weekend, where a team that has hosted 49 games this season plays a team that is hosting its first. The series marks the first time in program history that ASU will play a game in Iowa.

The schedule has been changed, and the series will now feature a doubleheader on Friday and a single game on Saturday. Friday's first game will start at 1 p.m. CT / 11 a.m. AZT, with game two 30 minutes after the conclusion of game one.

Saturday's start time will remain at 1 p.m. CT / 11 a.m. AZT but could move up if the weather forecast shows storms arriving earlier.

### How to Follow

All three games will be live on ESPN+. Noah Wolf (play-by-play) and Aly Cappaert (analyst) will call the action. Live scoring will be available for every game of the series.

Updates – including any game changes due to weather – will be provided on social media via X/ Twitter (@asusoftball) and Instagram (@sundevilsb).

### Sun Devil Notes

Arizona State heads to the series with a 23-10 overall record and winners in seven of the last ten games. They are sixth in the Big 12 standings with a 5-4 mark in conference play. The team is 4-2 on the road following a 4-1 trip to Florida two weeks ago.

## LAST 10 RESULTS

Mar. 8	BYU*	(8) W, 5-4
Mar. 12	at Stetson	W, 5-2
Mar. 12	at Stetson	(5) W, 15-4
Mar. 14	at UCF*	W, 3-0
Mar. 15	at UCF*	(6) L, 11-0
Mar. 16	at UCF*	W, 7-4
Mar. 18	UNLV	W, 4-1
Mar. 21	#10/10 Arizona	L, 6-1
Mar. 22	#10/10 Arizona	L, 5-1
Mar. 23	#10/10 Arizona	W, 3-2

Scan or click QR codes throughout these notes to access corresponding/ additional information at [TheSunDevils.com](https://TheSunDevils.com)





## PRONUNCIATION GUIDE

### Yannixa (Yaya) Acuña

..... YAW-yaw ah-COON-ya  
 Cambree **Creager** ..... CRAY-ger  
**Takyla** Davis ..... tuh-KY-luh  
**Tiare** Ho-Ching ..... tee-ARR-ay  
**Lillian Holtje** ..... Lilly HOLT-jay  
**Meika Lauppe** ..... ME-kuh loop-EE  
**Nehanda** Lewis ..... nuh-HAWN-duh  
 Ashleigh **Mejia** ..... muh-HE-uh  
 Sydney **Saenz** ..... signs  
 Mary **Iakopo** ..... eye-uh-KO-po

## QUICK FACTS

### ARIZONA STATE UNIVERSITY

Location ..... Tempe, Ariz. 85287  
 Founded ..... 1885  
 Enrollment ..... 183,000+  
 Nickname ..... Sun Devils  
 Colors ..... Maroon & Gold  
 Affiliation ..... NCAA  
 Division I Conference ..... Big 12  
 President ..... Dr. Michael Crow  
 Dir. of Athletics ..... Graham Rossini

### SUN DEVIL SOFTBALL

Program Seasons ..... 57th  
 NCAA ..... 44th  
 Conference Championships ..... 6  
 .. 1977, 1978, 1980, 2008, 2011, 2022  
 NCAA/AIAW Tournament Apps ..... 43  
 NCAA WCWS Appearances ..... 12  
 National Championships ..... 4  
 ..... 1972, 1973, 2008, 2011  
 All-America Selections ..... 44  
 All-Conference Selections ..... 58

### COACHING STAFF

Head Coach ..... Megan Bartlett  
 ..... (Notre Dame, 2005)  
 Hitting Coach ..... Josh Bloomer  
 Pitching Coach ..... Jeremy Manley  
 Defensive Coach ..... Hailey Decker

### STADIUM INFORMATION

Stadium ..... Farrington Stadium  
 Capacity ..... 1,535  
 Opened ..... 2000

### 2024 OUTLOOK

Letterwiners Returning/Lost ..... 7/13  
 Position Starters Ret./Lost ..... 2/6  
 Pitchers Ret./Lost ..... 2/3  
 Newcomers ..... 14

### MEDIA RELATIONS

Softball Contact ..... Josh Fisher  
 Email ..... josh.fisher@asu.edu  
 Cell Phone ..... 801-703-5025

## NUMERICAL ROSTER

#	FULL NAME	POS.	B/T	HT.	YR.	HOMETOWN (PREVIOUS SCHOOL)
0	Nehanda Lewis	INF	R/R	5-4	So.	Land O' Lakes, Fla. (UCF)
2	Grace Molitor	INF	R/R	5-5	Fr.	Marthasville, Mo. (Washington HS)
4	Ayden Allen	INF	R/R	5-10	Jr.	Prosper, Texas (Houston)
5	AJ Murphy	UTL	R/R	5-11	Sr.	Goodyear, Ariz. (San Diego State)
8	Cambree Creager	P	R/R	5-11	Fr.	Georgetown, Texas (Georgetown HS)
10	Kenzie Brown	P	L/R	5-11	Sr.	Lake City, Ill. (Tulsa)
12	Katie Chester	INF	R/R	5-9	Jr.	Liberty, Mo. (Missouri)
14	Sydney Saenz	UTL	R/R	5-6	Jr.	El Paso, Texas (Oregon State)
15	Julianne Tipton	P	R/R	5-7	Fr.	Mount Carmel, Tenn. (Dobyns Bennett HS)
17	Maddie Okano	INF	R/R	5-7	So.	Gilbert, Ariz. (UT Tyler)
18	Tiare Ho-Ching	INF	R/R	5-6	Fr.	Long Beach, Calif. (Long Beach Polytechnic)
19	Corie Shull	UTL/P	R/R	5-6	Fr.	Queen Creek, Ariz. (Queen Creek HS)
20	Takyla Davis	INF	R/R	5-6	Fr.	Georgetown, Del. (Sussex Central HS)
21	Yannixa Acuña	OF	L/R	5-4	Jr.	Tucson, Ariz. (Salpointe Catholic HS)
24	Ashleigh Mejia	OF	L/R	5-4	Fr.	Corona, Calif. (Santiago HS)
27	Meika Lauppe	P	R/R	5-10	So.	Pleasant Grove, Calif. (East Nicolaus HS)
32	Samantha Swan	C/UTL	R/R	5-3	So.	Georgetown, Texas (Georgetown)
38	Kelsey Hall	OF	R/R	5-7	Gr.	Sacramento, Calif. (Boise State)
40	Jolee Benson	OF	R/R	5-8	So.	Gilbert, Ariz. (Chandler-Gilbert CC)
44	Tanya Windle	OF	L/R	5-6	Jr.	Peoria, Ariz. (Utah Tech)
71	Lillian Holtje	C	R/R	5-7	Fr.	Lutz, Fla. (Hillsborough Virtual)

### COACHING STAFF

**Head Coach:** Megan Bartlett (3rd at ASU / 8th overall)  
**Recruiting Coordinator/ Hitting Coach:** Josh Bloomer  
**Pitching Coach:** Jeremy Manley  
**Defensive Coordinator:** Hailey Decker

### SUPPORT STAFF

**Softball Operations:** Lexi Ruiz  
**Director of Player Development:** Mary Iakopo  
**Graduate Assistants:** Andrew Hrnear, Morgan Hornback, Kayla Lissy  
**Student Manager:** Hayden Corrado  
**Athletic Trainer:** Emily Wolfe  
**Strength and Conditioning Coach:** Peter Alosi

### BY HOME STATE

#### ARIZONA (6)

Yannixa Acuña, Jolee Benson, AJ Murphy, Maddie Okano, Corie Shull, Tanya Windle

#### CALIFORNIA (4)

Kelsey Hall, Tiare Ho-Ching, Meika Lauppe, Ashleigh Mejia

#### TEXAS (4)

Ayden Allen, Cambree Creager, Sydney Saenz, Samantha Swan

#### FLORIDA (2)

Lillian Holtje, Nehanda Lewis

#### DELAWARE (1)

Takyla Davis

#### ILLINOIS (1)

Kenzie Brown

#### MISSOURI (2)

Katie Chester, Grace Molitor

#### TENNESSEE (1)

Julianne Tipton

### BY CLASS

#### GRADUATES (1)

Kelsey Hall

#### SENIORS (2)

Kenzie Brown, AJ Murphy

#### JUNIORS (5)

Yannixa Acuña, Ayden Allen, Katie Chester, Sydney Saenz, Tanya Windle

#### SOPHOMORES (5)

Jolee Benson, Meika Lauppe, Nehanda Lewis, Maddie Okano, Samantha Swan

#### FRESHMEN (8)

Cambree Creager, Takyla Davis, Tiare Ho-Ching, Lillian Holtje, Ashleigh Mejia, Grace Molitor, Corie Shull, Julianne Tipton

### RETURNER/NEWCOMER

#### RETURNERS (7)

Yannixa Acuña, Ayden Allen, Kenzie Brown, Kelsey Hall, Meika Lauppe, Samantha Swan, Tanya Windle

#### TRANSFERS (6)

Jolee Benson, Katie Chester, Nehanda Lewis, AJ Murphy, Maddie Okano, Sydney Saenz

#### FRESHMEN (8)

Cambree Creager, Takyla Davis, Tiare Ho-Ching, Lillian Holtje, Ashleigh Mejia, Grace Molitor, Corie Shull, Julianne Tipton





Entering the weekend, ASU is batting .313 with a .885 OPS. They are third in the Big 12 with a .499 slugging percentage while scoring 5.24 runs per game. The Sun Devils are second in the conference with 48 doubles and 35 home runs.

The ASU staff maintains a 3.14 ERA and 1.28 WHIP in the circle. The opposition is batting .242 with a .645 OPS. The team is second in the Big 12, averaging 7.24 strikeouts per seven innings.

### Looking Back

ASU went 2-2 last week, first with a mid-week win over UNLV and then 1-2 against No. 10/10 Arizona.

After dropping the first two games with the Wildcats, the Sun Devils took the series finale 3-2 to snap a seven-game losing streak in the series.

### About Iowa State

Iowa State heads into the weekend at 14-14 overall and 4-2 in the Big 12. Last weekend, the Cyclones swept a three-game series at UCF for their first conference sweep since 2019. Friday's game will be the team's first home game of the season.

ISU is batting .275 as a team with a .779 OPS. They average 4.71 runs per game while posting 1.5 doubles per contest. Sereniti Trice and Jessie Clemons each have 25 hits to lead the team.

The Cyclone's pitching staff holds a 4.15 ERA and 1.63 WHIP heading into the weekend. They average 3.72 strikeouts per seven innings. Lauren Schurman leads the team with five wins and a 2.72 ERA.

### Strike First, Finish Strong

ASU has been jumping on teams early in games this season, outscoring the opposition 31-16 in the first inning. They are 10-1 when scoring in the first inning and 15-3 when scoring first overall. In a weird twist, the Sun Devils are also 5-3 when the opponent scores in the first inning.

And while scoring in the first has been key, the Sun Devils have also scored late to put teams away. ASU has outscored their opponents 33-12 in the fifth and 21-17 in the sixth. That 54-29 advantage in the later innings has helped the team go 14-1 when leading after five and 17-0 when leading after six.

### Youth Movement

One of the youngest teams in the country, ASU has had eight freshmen make at least one appearance so far this season. Those freshmen have combined to make 136 starts, accounting for 41 percent of all starts for the year.

The freshman class is batting .272 with a .866 OPS. They have combined to hit 19 of the team's 35 home runs while driving in 66. The two freshman pitchers are 6-4 with 49 strikeouts.

### Moving Through 1,900

The Sun Devils win at UCF on Mar. 16 was win No. 1,900 in the program's history. One of the most successful programs in the country, the team currently holds a record of 1,902-964-2 (.664) since it began in 1967.

### 200 and Counting

ASU head coach Megan Bartlett recorded her 200th career victory in the win over BYU on Mar. 8. Now in her eighth season as a collegiate head coach and third at ASU, Bartlett has a career record of 206-175 (.541).

### Brown is Back

After sitting out last season with an injury, Kenzie Brown has returned as one of the top pitchers in the country. Entering the weekend, Brown is third in the NCAA at 11.2 strikeouts per seven innings and fourth with 137 total strikeouts. Her 0.98 ERA is good for fifth in the country.

Brown had 18 strikeouts against BYU on Mar. 6 to tie the ASU record for strikeouts in a 7-inning game. Her five games with double-digit strikeouts are the most by a Sun Devil since G Juarez in 2018. In her six starts

## SERIES HISTORY

### IOWA STATE



Overall	13-4
Home	10-4
Away	0-0
Neutral Site	3-0
Last 10	8-2
Streak	Won 7
First Meeting	1982
Last Meeting	2023
ASU Runs Scored (Avg.)	144 (4.11)
Opp Runs Scored (Avg.)	86 (2.46)

## LAST 10 MEETINGS

2/23/96	H	Iowa State	L	2-3
3/17/98	H	Iowa State	W	4-3 (8)
3/17/98	H	Iowa State	L	0-1
3/22/98	H	Iowa State	W	1-0
2/8/03	H	Iowa State	W	3-1
2/18/12	H	Iowa State	W	9-0 (5)
2/27/21	H	Iowa State	W	8-3
2/24/23	H	Iowa State	W	9-5
2/25/23	H	Iowa State	W	2-1
2/25/23	H	Iowa State	W	9-4

## BIG 12 SERIES RESULTS

Overall	2-1
... At Home	1-1
... On Road	1-0
Series Opener	2-1
... At Home	1-1
... On Road	1-0
Game 2 of Series	0-3
... At Home	0-2
... On Road	0-2
Game 3 of Series	3-0
... At Home	2-0
... On Road	1-0
Rubber Games	2-0
... At Home	1-0
... On Road	1-0
Sweeps / Were Swept	0 / 0
... At Home	0 / 0
... On Road	0 / 0

SUNDAY	MONDAY	TUESDAY	WEDNESDAY	THURSDAY	FRIDAY	SATURDAY
30 Travel to Tempe	31 OFF DAY	1 12:30-3:30 Practice 4-5 Lift 5:15 Media	2 GAME DAY 6 vs Oklahoma State	3 1:30-4:30 Practice 4:45 Media	4 GAME DAY 6 vs Kansas	5 GAME DAY 5 vs Kansas
6 GAME DAY 12 at Iowa State	7 OFF DAY	8 Travel to El Paso	9 GAME DAY 12 at UTEP (DH) Travel to Salt Lake City	10 TBA Practice at Utah	11 GAME DAY 5 at Utah	12 GAME DAY 4 at Utah

To attend a practice day media session, email Josh Fisher (josh.fisher@asu.edu) at least 24 hours in advance.



## SCHEDULE & RESULTS

DATE	OPPONENT	W/L	SCORE/ TIME	INN	TIME OF GM	OVR REC	BIG 12 REC	RANK	GA/ GB	DAILY ATT	TOTAL HM ATT	ASU PITCHER(S) OF RECORD
<b>FEBRUARY</b> (13-5, 0-0 Big 12)				<b>Batting:</b> .350 avg (.952 ops / 23 hr)						<b>Pitching:</b> 3.16 era (1.21 whip)		
Feb 6	MARYLAND	W	7-1	7	1:41	1-0	--	--	--	1,022	1,022	W: Creager (1-0) / S: Brown (1)
Feb 7	MIAMI (OH)	W	15-7	5	2:19	2-0	--	--	--	772	1,794	W: Lauppe (1-0)
Feb 8	MIAMI (OH)	L	4-12	7	2:17	2-1	--	--	--	890	2,684	L: Lauppe (1-1)
Feb 9	#-/21 CALIFORNIA	W	6-4	7	2:19	3-1	--	--	--	741	3,425	W: Brown (1-0)
Feb 13	#21/20 OREGON	W	4-3	(8)	2:28	4-1	--	--	--	1,014	4,439	W: Lauppe (2-1)
Feb 14	NORTH DAKOTA	L	1-10	6	1:52	4-2	--	--	--	--	--	L: Creager (1-1)
Feb 14	WEBER STATE	W	11-0	5	1:19	5-2	--	--	--	1,175	5,614	W: Lauppe (3-1)
Feb 15	#25/- WASHINGTON	W	4-1	7	1:52	6-2	--	--	--	--	--	W: Brown (2-0)
Feb 15	BELMONT	L	1-5	(8)	1:48	6-3	--	--	--	1,485	7,099	L: Lauppe (3-2)
Feb 16	UTAH VALLEY	W	4-3	7	1:55	7-3	--	--	--	1,136	8,235	W: Tipton (1-0) / S: Lauppe (1)
Feb 18	at Grand Canyon	L	0-3	7	1:52	7-4	--	--	--	1,023	--	L: Brown (2-1)
Feb 21	#3/3 FLORIDA	L	1-9	7	2:03	7-5	--	--	--	--	--	L: Creager (1-2)
Feb 21	CALIFORNIA BAPTIST	W	8-1	7	1:47	8-5	--	--	--	1,504	9,739	W: Lauppe (4-2) / S: Brown (2)
Feb 22	PORTLAND STATE	W	10-3	7	1:59	9-5	--	--	--	1,040	10,779	W: Brown (3-1)
Feb 23	NEW MEXICO STATE	W	5-1	7	1:39	10-5	--	--	--	1,108	11,887	W: Brown (4-1)
Feb 27	OREGON STATE	W	9-2	7	2:16	11-5	--	--	--	917	12,804	W: Brown (5-1)
Feb 28	SEATTLE U	W	7-6	(9)	2:51	12-5	--	--	--	--	--	W: Brown (6-1)
Feb 28	YALE	W	9-1	5	1:44	13-5	--	--	--	1,566	14,370	W: Creager (2-2)
<b>MARCH</b> (10-5, 5-4 Big 12)				<b>Batting:</b> .293 avg (.809 ops / 12 hr)						<b>Pitching:</b> 3.12 era (1.36 whip)		
Mar 1	UTEP	W	11-4	7	2:35	14-5	--	--	--	--	--	W: Tipton (2-0)
Mar 1	UTAH STATE	W	4-1	7	2:05	15-5	--	--	--	1,358	15,728	W: Brown (7-1)
Mar 2	OREGON STATE	L	3-6	(8)	2:32	15-6	--	--	--	1,040	16,768	L: Creager (2-3)
Mar 6	BYU	W	1-0	7	1:59	16-6	1-0	1st	+0.5	1,047	17,815	W: Brown (8-1)
Mar 7	BYU	L	5-6	7	2:50	16-7	1-1	t5th	1.0	1,124	18,939	L: Lauppe (4-3)
Mar 8	BYU	W	5-4	(8)	3:18	17-7	2-1	3rd	0.5	1,533	20,472	W: Tipton (3-0)
Mar 12	at Stetson (DH)	W	5-2	7	2:07	18-7	--	--	--	172	--	W: Lauppe (5-3)
Mar 12	at Stetson (DH)	W	15-4	5	1:52	19-7	--	--	--	195	--	W: Tipton (4-0)
Mar 14	at UCF	W	3-0	7	2:27	20-7	3-1	t1st	+0.5	863	--	W: Brown (9-1)
Mar 15	at UCF	L	0-11	6	1:48	20-8	3-2	t4th	1.0	810	--	L: Tipton (4-1)
Mar 16	at UCF	W	7-4	7	2:23	21-8	4-2	t2nd	1.0	560	--	W: Brown (10-1)
Mar 18	UNLV	W	4-1	7	2:03	22-8	--	--	--	1,155	21,627	W: Brown (11-1) / S: Lauppe (2)
Mar 21	#10/10 ARIZONA	L	1-6	7	2:06	22-9	4-3	5th	1.5	1,979	23,606	L: Brown (11-2)
Mar 22	#10/10 ARIZONA	L	1-5	7	2:00	22-10	4-4	5th	2.0	2,038	25,644	L: Lauppe (5-4)
Mar 23	#10/10 ARIZONA	W	3-2	7	2:25	23-10	5-4	6th	1.5	1,959	27,603	W: Brown (12-2) / S: Lauppe (3)
Mar 28	at Iowa State (DH)		11:00 am									
Mar 28	at Iowa State (DH)		Game 2									
Mar 29	at Iowa State		11:00 am									
<b>APRIL</b> (0-0, 0-0 Big 12)				<b>Batting:</b> .000 avg (.000 ops / 0 hr)						<b>Pitching:</b> 0.00 era (0.00 whip)		
Apr 2	OKLAHOMA STATE		6:00 pm									
Apr 4	KANSAS		6:00 pm									
Apr 5	KANSAS		5:00 pm									
Apr 6	KANSAS		1:00 pm									
Apr 9	at UTEP		11:00 am									
Apr 9	at UTEP		Game 2									
Apr 11	at Utah		4:00 pm									
Apr 12	at Utah		3:00 pm									
Apr 13	at Utah		11:00 am									
Apr 15	GRAND CANYON		6:00 pm									
Apr 17	BAYLOR		6:00 pm									
Apr 18	BAYLOR		6:00 pm									
Apr 19	BAYLOR		5:00 pm									
Apr 25	at Texas Tech		4:00 pm									
Apr 26	at Texas Tech		2:00 pm									
Apr 27	at Texas Tech		10:00 am									
<b>MAY</b> (0-0, 0-0 Big 12)				<b>Batting:</b> .000 avg (.000 ops / 0 hr)						<b>Pitching:</b> 0.00 era (0.00 whip)		
May 7	Big 12 Tournament											
May 8	Big 12 Tournament											
May 9	Big 12 Tournament											
May 10	Big 12 Tournament											



during conference play, Brown is 4-1 with a 0.95 ERA and 57 strikeouts.

### Hall Pass

Kelsey Hall opened the season in the starting lineup just 277 days after tearing her ACL. Having started all 33 games, Hall is batting .373 with a 1.102 OPS. She leads the team with 35 RBIs and is tied for the lead with eight home runs.

In her sixth season of collegiate softball, Hall ranks 21st among players with 344 total bases. She also sits 23rd with 147 RBIs and 25th with 38 home runs.

### Tanya Time

Tanya Windle leads the team with 42 hits, 11 doubles, and three triples. In the 18 games since Feb. 27, Windle is 27-for-59 (.458) with nine multi-hit games. She has recorded a hit in 14 of those outings, with nine doubles.

Windle ranks ninth among active NCAA players with 12 triples in her career. Her .398 career batting average is sixth among active players with at least 425 career at-bats.

### Around the Horn

Tiare Ho-Ching is batting .317 with 32 hits and 22 RBIs on the season. The freshman has one of the two 4-hit games by a Sun Devil this season

while adding seven multi-RBI outings. She was named the No. 5 freshman in the Softball America Midseason Big 12 Rankings.

AJ Murphy's average is up to .385, following a stretch of recording a hit in 10 of the last 11 games. During the run, Murphy is 13-for-25 (.520) with five RBI. She has added three doubles, three home runs, and 16 RBIs.

Ashleigh Mejia has come up clutch for the Sun Devils this season. Six of the freshman's eight home runs have tied the game or given ASU the lead. That includes a 2-run homer to give the Sun Devils the lead in its 3-2 win over No. 10/10 Arizona on Sunday.

Meika Lauppe has emerged as the No. 2 pitcher on the staff with a 5-4 record, three saves, and a 2.52 ERA. Her 47 strikeouts are second on the team, and she limits the opposition to a .236 batting average.

### Looking Ahead

ASU is back in Tempe next week with four games. They host Oklahoma State on Apr. 2 in a non-conference game before a three-game Big 12 series with Kansas on April 4-6.

## OFFENSIVE BREAKDOWN

BY MONTH	AVG	OPS	R	H	2B	3B	HR	BB	SO	SB	LOB
February	.330	.952	106	151	23	2	23	49	65	24	107
March	.293	.809	67	119	25	2	12	33	47	14	94
April											
May											
BY LOCATION	AVG	OPS	R	H	2B	3B	HR	BB	SO	SB	LOB
Home	.318	.908	144	225	39	3	32	66	96	33	164
Away	.287	.784	29	45	9	1	3	16	16	5	37
Neutral											
BY OPPONENT	AVG	OPS	R	H	2B	3B	HR	BB	SO	SB	LOB
Arizona	.231	.625	5	18	4	1	2	1	11	0	15
ASU Invitational	.387	1.061	43	67	17	1	6	20	13	9	47
Baylor											
BYU	.280	.797	11	23	3	0	4	6	16	2	18
Grand Canyon	.280	.613	0	7	0	0	0	2	3	0	7
Iowa State											
Kajikawa Classic	.364	1.117	32	40	6	0	9	12	14	1	26
Kansas											
Littlewood Classic	.261	.754	25	36	5	1	5	13	28	6	28
Oklahoma State											
Stetson	.377	1.095	19	20	6	1	2	8	3	2	9
Sun Devil Classic	.324	.945	24	33	3	0	6	10	12	11	22
Texas Tech											
UCF	.228	.626	10	18	3	0	1	6	10	3	21
UNLV	.333	.808	4	8	1	0	0	4	2	4	8
Utah											
UTEP	.516	1.304	11	16	3	0	1	5	1	3	8

## ASU WHEN

### BY SCORING / MARGIN

Scored in 1st inning	10-1
Opp. scored in 1st	5-3
Scores first	15-3
Opp. scores first	8-7
Scoring 0-2 runs	1-7
... 3-5 runs	10-3
... 6-9 runs	7-0
... 10+ runs	5-0
Opponent 0-2 runs	13-0
... 3-5 runs	8-3
... 6-9 runs	2-4
... 10+ runs	0-3

### BY STATS

Out-hit opponent	20-2
Out-hit by opponent	0-8
Hits are tied	3-0
Hit 0 home runs	5-5
... 1 home run	9-4
... 2+ home runs	9-1
Opponent 0 home runs	20-2
... 1 home run	2-5
... 2+ HRs	1-3
Made 0 errors	11-4
... 1 error	8-2
... 2+ errors	4-4
Opp. made 0 errors	7-5
... 1 error	9-4
... 2+ errors	7-1

### BY UNIFORM (Jersey/Pants)

Black/Black	1-2
Cream/Cream	5-4
Maroon/Maroon	11-3
Pinstripe/Pinstripe	3-1
White/White	3-0

### BY HELMET

Black Pitchfork	1-2
Maroon Pitchfork	14-5
White Sparky	8-3



# #Big12SB

**Twitter/X:** @Big12Conference

**Facebook:** Facebook.com/Big12

**Instagram:** @Big12Conference

**YouTube:** youtube.com/big12conference

**Website:** big12sports.com



MISCELLANEOUS STATS

MULTIPLE HIT GAMES	2	3	4	5+	TOT
Hall, Kelsey	11	1	-	-	12
Windle, Tanya	8	2	1	-	11
Swan, Samantha	5	3	-	-	8
Ho-Ching, Tiare	5	-	1	-	6
Mejia, Ashleigh	5	-	-	-	5
Murphy, AJ	4	1	-	-	5
Acuna, Yannixa	2	1	-	-	3
Davis, Takyla	2	1	-	-	3
Allen, Ayden	3	-	-	-	3
Lewis, Nehanda	1	1	-	-	2
Holtje, Lillian	1	1	-	-	2
Molitor, Grace	-	1	-	-	1
TEAM	47	12	2	-	61

MULTIPLE RBI GAMES	2	3	4	5+	TOT
Hall, Kelsey	8	2	-	1	11
Ho-Ching, Tiare	4	2	1	-	7
Mejia, Ashleigh	2	3	-	-	5
Murphy, AJ	2	-	1	-	3
Windle, Tanya	2	1	-	-	3
Davis, Takyla	3	-	-	-	3
Holtje, Lillian	3	-	-	-	3
Acuna, Yannixa	1	1	-	-	2
Allen, Ayden	2	-	-	-	2
Lewis, Nehanda	-	-	1	-	1
TEAM	27	9	3	1	40

PINCH HITING	H	AB	AVG
Lillian Holtje	3	10	.300
Nehanda Lewis	2	8	.250
Yannixa Acuña	1	1	1.000
Jolee Benson	0	1	.000
Takyla Davis	0	1	.000
Maddie Okano	0	1	.000
Grace Molitor	0	2	.000
Sydney Saenz	0	4	.000
Ayden Allen	0	8	.000
Totals	6	36	.167
Opponents	2	26	.077



ESPN+, the digital home of the Big 12, is available via the ESPN App, ESPN.com or espnplus.com for just \$11.99 per month (or 119.99 per year) and can be canceled at any time.

Subscribers can watch ESPN+ on the ESPN App via most major mobile and connected-TV platforms, including iPhone, iPad, AppleTV, Android devices, Roku and Chromecast.

SUN DEVILS AT THE PLATE

PLAYER	GW RBI	2-OUT RBI	HITTING STREAK			SEASON/CAREER			
			CAR	SEA	ACT	HITS	RBIs		
Yannixa Acuña		2	6	2	2	3	3	3	3
Ayden Allen	1	2	3	3		2	2	2	2
Jolee Benson			1			2			
Katie Chester			5			4		4	
Takyla Davis		1	7	7		3	3	2	2
Kelsey Hall	7	8	10	10	1	3	4	5	8
Tiare Ho-Ching	6	6	5	5	2	2	2	4	4
Lillian Holtje	2	3	4	4	1	3	3	2	2
Nehanda Lewis		5	5	5		3	3	4	4
Ashleigh Mejia	5	3	3	3	1	2	2	3	3
Grace Molitor			4	4		3	3	1	1
AJ Murphy		8	9	8	2	3	3	4	4
Maddie Okano									
Sydney Saenz		1	2	2		1	1	1	1
Corie Shull									
Samantha Swan	1	2	5	5	2	3	3	1	3
Tanya Windle	1	3	16	12	1	4	4	3	4
TOTALS	23	44							

UPCOMING MILESTONES

Player	Current #	Milestone
Kenzie Brown	258 strikeouts	Needs 42 for 300 in her career
	137 strikeouts	Needs 13 for 25th in ASU history with 150 in a season
	213 strikeouts	Needs 87 for 13th in ASU history with 300 as a Sun Devil
Kelsey Hall	184 hits	Needs 13 for 200 in her career
	38 home runs	Needs 2 for 40 in her career
	147 RBIs	Needs 3 for 150 in her career
	141 runs	Needs 9 for 150 in her career
	86 hits	Needs 14 for 100 as a Sun Devil
Ashleigh Mejia	8 home runs	Needs 2 for 9th ASU freshman with 10+
AJ Murphy	139 hits	Needs 11 for 150 in her career
	88 RBIs	Needs 12 for 100 in her career
Tanya Windle	170 hits	Needs 30 for 200 in her career
	11 doubles	Needs 3 for 14 (t-16th in ASU single-season history)
	94 hits	Needs 6 for 100 as a Sun Devil
	21 doubles	Needs 4 for 25 as a Sun Devil (t-30th in ASU history)

BY INNING

RUNS	1	2	3	4	5	6	7	EX	TOT
Sun Devils	31	18	30	28	33	21	8	4	173
Opponents	16	13	32	19	12	17	12	8	129
ASU Batting Avg.	.260	.331	.338	.321	.328	.309	.276	.333	
ASU ERA	2.76	2.55	5.30	2.76	1.70	4.20	2.96	2.33	

LEADS

ASU WHEN	1	2	3	4	5	6
When Leading After	10-1	12-2	15-0	15-1	14-1	17-0
When Trailing After	2-3	4-4	5-7	4-9	2-9	1-7
When Tied After	11-6	7-4	3-3	4-0	3-0	1-1



SUN DEVIL HOME RUNS

PLAYER	#S	#C	OPPONENT	DATE	INN	ON	OUT	COUNT	SCORE	FINAL
Tanya Windle	1	8	Maryland	Feb 6	%	1	0	0	1-2	0-0 7-1
Tiare Ho-Ching	1	2	Maryland	Feb 6		4	1	0	1-1	5-1 7-1
AJ Murphy	1	13	Miami (OH)	Feb 7	^	2	0	0	2-1	1-5 15-7
AJ Murphy	2	13	Miami (OH)	Feb 7		3	2	2	2-2	1-5 15-7
Kelsey Hall	1	31	Miami (OH)	Feb 7		5	2	0	1-0	9-7 15-7
Takyla Davis	1	1	Miami (OH)	Feb 8		3	1	1	0-0	1-4 4-12
Grace Molitor	1	1	Miami (OH)	Feb 8	^	4	0	0	0-0	3-10 4-12
Tanya Windle	2	8	California	Feb 9	^	5	0	0	3-1	3-4 6-4
Lillian Holtje	1	1	California	Feb 9	!	6	1	1	0-1	4-4 6-4
Tanya Windle	3	8	Weber State	Feb 14		2	0	1	1-2	3-0 11-0
Nehanda Lewis	1	1	Weber State	Feb 14		4	2	2	2-2	8-0 11-0
Tiare Ho-Ching	2	2	Belmont	Feb 15		4	0	1	1-0	0-0 1-5
Ashleigh Mejia	1	1	Utah Valley	Feb 16	\$	6	2	0	0-1	0-3 4-3
Lillian Holtje	2	2	Utah Valley	Feb 16	!\$	6	0	2	1-1	3-3 4-3
Kelsey Hall	2	32	Californa Baptist	Feb 21		3	1	1	1-1	0-0 8-1
Kelsey Hall	3	33	Portland State	Feb 22		1	1	0	2-1	0-3 10-3
Lillian Holtje	3	3	Portland State	Feb 22		4	0	1	2-1	8-3 10-3
Ashleigh Mejia	2	2	New Mexico State	Feb 23		1	2	1	1-0	0-0 5-1
AJ Murphy	3	14	New Mexico State	Feb 23	^	5	0	0	1-2	3-1 5-1
Kelsey Hall	4	34	New Mexico State	Feb 23		5	0	2	2-1	4-1 5-1
Lillian Holtje	4	4	Oregon State	Feb 27		5	1	0	1-1	3-2 9-2
Samantha Swan	1	5	Seattle U	Feb 28		4	0	2	0-0	0-4 7-6
Lillian Holtje	5	5	Seattle U	Feb 28	^	7	0	0	1-1	3-5 7-6
Ashleigh Mejia	3	3	UTEP	Mar 1	^	3	0	0	0-0	4-1 11-4
Kelsey Hall	5	35	Utah State	Mar 1		3	1	0	3-1	1-0 4-1
Ashleigh Mejia	4	4	Oregon State	Mar 2		2	0	1	1-1	0-0 3-6
Tiare Ho-Ching	3	3	BYU	Mar 6	^	6	0	0	0-1	0-0 1-0
Kelsey Hall	6	36	BYU	Mar 7		7	2	1	2-2	2-6 5-6
Kelsey Hall	7	37	BYU	Mar 8		1	1	0	0-0	0-1 5-4
Ashleigh Mejia	5	5	BYU	Mar 8	^	7	0	0	3-2	3-4 5-4
Tiare Ho-Ching	4	4	Stetson-1	Mar 12	%	1	0	0	2-1	0-0 5-2
Kelsey Hall	8	38	Stetson-2	Mar 12		5	2	1	0-0	11-5 14-5
Ashleigh Mejia	6	6	UCF	Mar 14		5	2	0	0-0	0-0 3-0
Ashleigh Mejia	7	7	Arizona	Mar 21		6	0	2	0-0	0-6 1-6
Ashleigh Mejia	8	8	Arizona	Mar 23		3	1	1	0-0	0-0 3-2

% - Leadoff Game ^ - Leadoff Inning # - Walkoff ! - Pinch Hit \$ - Back-to-Back

HOME RUN BREAKDOWN

	ASU	Opp
Home	32	12
Road	3	3
Conference	7	6
Non-Conference	28	9
ASU Leading	11	3
ASU Trailing	13	9
Tied	11	3
Go-Ahead	12	4
February	23	6
March	12	9
April	0	0
May	0	0
1st Inning	5	0
2nd Inning	3	1
3rd Inning	6	3
4th Inning	6	3
5th Inning	7	2
6th Inning	5	3
7th Inning	3	2
Extra-Innings	0	1
vs. LHP	7	0
vs. RHP	28	15
With 0 Outs	18	5
With 1 Out	11	6
With 2 Outs	6	4
Back-to-Back	1	0
Pinch-Hit	2	0
Walk-Off	0	0
Leadoff Game	2	0
Leadoff Inning	8	4

INDIVIDUAL HR BREAKDOWN

2025	1R	2R	3R	GS	TOT
Kelsey Hall	1	4	3		8
Ashleigh Mejia	4	1	3		8
Lillian Holtje	3	2			5
Tiare Ho-Ching	3	1			4
AJ Murphy	2	1			3
Tanya Windle	3				3
Takyla Davis	1				1
Nehanda Lewis	1		1		1
Grace Molitor	1				1
Samantha Swan	1				1

CAREER	'20	'21	'22	'23	'24	'25	TOT
Hall	0	0	13	11	6	8	38
Murphy			2	5	4	3	14
Mejia						8	8
Windle				4	1	3	8
Holtje						5	5
Swan					4	1	5
Ho-Ching						4	4
Acuña			0	1	0	1	1
Allen			0	1	0	1	1
Davis						1	1
Lewis			0			1	1
Molitor						1	1



## HEROICS

### COME FROM BEHIND WINS (8)

DATE	OPPONENT	LARGEST DEFICIT	LATEST DEFICIT	FINAL
Feb. 7	Miami (OH)	5-0 Mid 2	7-5 Mid 5	(5) 15-7
Feb. 9	California	4-0 Mid 3	4-3 Mid 5	6-4
Feb. 13	Oregon	1-0 Mid 1	1-0 Mid 3	(8) 4-3
Feb. 16	Utah Valley	3-0 Mid 2	3-0 Mid 6	4-3
Feb. 22	Portland State	3-0 Mid 1	3-0 Mid 1	10-3
Feb. 27	Oregon State	2-0 Mid 1	2-0 Mid 4	9-2
Feb. 28	Seattle U	4-0 Mid 3	6-5 Mid 8	(9) 7-6
Mar. 8	BYU*	1-0 Mid 1	4-3 Mid 7	(8) 5-4

### LAST AT-BAT WINS (8)

DATE	OPPONENT	#-WALKOFF \$-GAME-ENDING HIT ENTERING LAST AB	FINAL
Feb. 7	Miami (OH)	5-7 Mid 5	\$ (5) 15-7
Feb. 13	Oregon	3-3 Mid 8	# (8) 4-3
Feb. 14	Weber State	8-0 Mid 4	(5) 11-0
Feb. 16	Utah Valley	0-3 Mid 6	4-3
Feb. 28	Yale	5-0 Mid 4	(5) 9-1
Mar. 6	BYU*	0-0 Mid 6	1-0
Mar. 8	BYU*	4-4 Mid 8	# (8) 5-4
Mar. 12	at Stetson-2	10-5 End 4	(5) 14-5

### LATE-INNING PRESSURE SITUATION

Late-inning pressure situations are defined as any at-bat in the fifth inning or later where the batter's team trails by three runs or fewer, is tied or is ahead by only one run. If the bases are loaded and the batting team trails by four runs, this also counts as a late-inning pressure situation.

PLAYER	H-AB	AVG	OPS	HR	RBI	K
Nehanda Lewis	4-7	.571	1.286	0	0	0
Samantha Swan	5-12	.417	1.128	0	0	0
Ashleigh Mejia	6-16	.375	1.349	3	8	1
Tanya Windle	6-18	.333	.924	1	4	2
Tiare Ho-Ching	4-14	.286	.929	1	3	1
Lillian Holtje	3-11	.273	1.519	3	4	2
Kelsey Hall	3-12	.250	.607	0	0	2
Sydney Saenz	1-4	.250	.500	0	1	1
Yannixa Acuña	1-6	.167	.333	0	0	2
Ayden Allen	1-6	.167	.333	0	0	1
AJ Murphy	1-6	.167	.452	0	0	1
Takyla Davis	1-7	.143	.476	0	0	2
Jolee Benson	0-0	.000	.000	0	0	0
Maddie Okano	0-0	.000	.000	0	0	0
Grace Molitor	0-5	.000	.167	0	0	1
<b>Totals</b>	<b>36-124</b>	<b>.290</b>	<b>.893</b>	<b>8</b>	<b>20</b>	<b>16</b>

### BIG INNINGS (4+ Runs Scored)

DATE	OPPONENT	INN	PA	R	H	E	LOB	FINAL
Feb. 7	Miami (OH)	B5	14	10	5	4	2	15-7
Feb. 14	Weber State	B2	8	4	5	0	1	11-0 (5)
Feb. 16	Utah Valley	B6	7	4	3	0	0	4-3
Feb. 21	California Baptist	B6	12	6	8	0	3	8-1
Feb. 22	Portland State	B1	11	8	4	2	0	10-3
Feb. 27	Oregon State	B5	10	7	6	1	0	9-2
Feb. 28	Yale	B4	8	4	5	1	1	9-1 (5)
March 1	UTEP	B3	10	5	5	0	2	11-4
March 12	at Stetson-2	T1	12	8	6	1	1	14-5 (5)
March 16	at UCF	T4	10	4	4	0	3	7-4



LAST 10 GAMES BATTING LOGS

PLAYER	3/8 BYU	3/12 @ Stetson	3/12 @ Stetson	3/14 @ UCF	3/15 @ UCF	3/16 @ UCF	3/18 UNLV	3/21 Arizona	3/22 Arizona	3/23 Arizona
Yannixa Acuña	ewko	oo	1ooo	wo1o	oo	ohoo	oo	oo	1o	1ow
Ayden Allen	ok	wF	2o			1k1o	11w	ooo	ke	c
Jolee Benson										
Takyla Davis	1ok1	b1o	wow	oo	ko	hwo	wo	o	ook	kk
Kelsey Hall	4ook	k11o	k2o4	kowo	ooo	ok1o	ko2c	1oo	ook	k2o
Tiare Ho-Ching	whoko	4ooo	11oF	oo1c	oho	ke1wo	hcwo	ooo	1oo	o2o
Lillian Holtje	ko	wowo		kwo	bk		1	o	o	1oo
Nehanda Lewis	1	k	hoo	o		c	1	k	o	
Ashleigh Mejia	oo14	oooo		1o4o	kk1	oeoo	wooo	co4	koo	k4o
Grace Molitor	k							k		
AJ Murphy	c1b	1wo	1o1	111	1o	o2bh	oo1	co	k1	ob1
Maddie Okano										
Sydney Saenz									o	
Samantha Swan	oo2	2oo	oow	ooo	oo	o112	1ko	ooo	o22	c1o
Tanya Windle	o21o	2oo2	1312	1ooo	koo	ooho	F1o	113	ooo	o1o

**KEY:** 1-Single, 2-Double, 3-Triple, 4-Home Run, o-Out, k-Strikeout, w-Walk, W-Int. Walk h-HBP, e-Reached on error, b-SacBunt, F-SacFly, c-Fielder's Choice, C-Catchers Int., d-double play **NOTE:** Read left-to-right for first-to-last AB.

BATTING SIUTATIONAL STASTICS

vs. LEFT HAND PITCHING	H	AB	AVG
Sun Devils	36	125	.288
Opponents	0	0	--

vs. RIGHT HAND PITCHING	H	AB	AVG
Sun Devils	234	739	.317
Opponents	210	869	.242

WITH BASES EMPTY	H	AB	AVG
Sun Devils	138	432	.319
Opponents	100	443	.226

WITH RUNNERS ON BASE	H	AB	AVG
Sun Devils	132	432	.306
Opponents	110	426	.258

WITH RISP	H	AB	AVG
Sun Devils	82	270	.304
Opponents	71	252	.282

	2OUT RBI	ADV OUT	LOB	RCH ERR	RCH FC	KL	FLY OUT	GND OUT	FLY/ GND
Sun Devils	46	76	201	17	34	27	262	224	1.17
Opponents	71	68	190	20	31	49	163	261	0.62

WITH BASES LOADED	H	AB	AVG
Sun Devils	5	32	.156
Opponents	13	30	.433

WITH 2 OUTS	H	AB	AVG
Sun Devils	73	272	.268
Opponents	71	292	.243

AS LEADOFF	RCH	OPS	PCT
Sun Devils	85	207	.411
Opponents	82	221	.371

WITH 3RD & LT 2 OUT	RBI	OPS	PCT
Sun Devils	49	83	.590
Opponents	31	53	.585

ADVANCING RUNNERS	ADV	OPS	PCT
Sun Devils	237	480	.494
Opponents	210	477	.440

TOUGHEST TO STRIKEOUT

PLAYER	SO	AB	AB/K
Samantha Swan	5	93	18.60
AJ Murphy	4	65	16.25
Tanya Windle	8	110	13.75
Ayden Allen	4	43	10.75
Tiare Ho-Ching	10	101	10.10
Yannixa Acuña	5	45	9.00
Nehanda Lewis	7	54	7.71
Lillian Holtje	9	58	6.44
Ashleigh Mejia	15	91	6.07
Kelsey Hall	17	102	6.00
Sydney Saenz	2	10	5.00
Grace Molitor	7	25	3.57
Takyla Davis	19	65	3.42
Jolee Benson	0	1	1.00
Maddie Okano	0	1	1.00
TEAM	112	864	7.71

STOLEN BASES

PLAYER	SB	ATT	PCT
Tiare Ho-Ching	8	11	72.7%
Grace Molitor	6	6	100.0%
Yannixa Acuña	6	7	85.7%
Tanya Windle	5	6	83.3%
Nehanda Lewis	4	6	66.7%
Samantha Swan	3	3	100.0%
Takyla Davis	2	4	50.0%
Lillian Holtje	1	1	100.0%
AJ Murphy	1	1	100.0%
Sydney Saenz	1	1	100.0%
Ashleigh Mejia	1	3	33.3%
TEAM	38	49	77.6%



## TEAM FIELDING

POS	FLD%	C	PO	A	E	DP
p	.981	53	6	46	1	0
c	.984	254	231	19	4	1
1b	.988	248	241	4	3	6
2b	.971	140	64	72	4	5
3b	.938	80	17	58	5	2
ss	.898	108	32	65	11	5
of	.948	96	85	6	5	0

## OUTFIELD ASSISTS

PLAYER	2025	CAREER
Yannixa Acuña	2	5
Tanya Windle	2	4
Kelsey Hall		3
Samantha Swan		2
Nehanda Lewis	1	1
Ashleigh Mejia	1	1

## SUN DEVILS IN THE FIELD

POS	PLAYER	FLD%	C	PO	A	E	DP
p	Julianne Tipton	1.000	14	1	13	0	0
p	Kenzie Brown	1.000	11	1	10	0	0
p	Cambree Creager	1.000	5	2	3	0	0
p	Meika Lauppe	.957	23	2	20	1	0
c	Sydney Saenz	1.000	14	12	2	0	0
c	Samantha Swan	.983	240	219	17	4	1
1b	Ayden Allen	.990	100	99	0	1	4
1b	Lillian Holtje	.986	148	142	4	2	2
2b	Sydney Saenz	1.000	1	1	0	0	0
2b	Tiare Ho-Ching	.971	139	63	72	4	5
3b	AJ Murphy	1.000	8	4	4	0	1
3b	Takyla Davis	.931	72	13	54	5	1
ss	AJ Murphy	.985	65	21	43	1	3
ss	Grace Molitor	.767	43	11	22	10	2
of	Tanya Windle	.966	29	26	2	1	0
of	Nehanda Lewis	.952	21	19	1	1	0
of	Ashleigh Mejia	.943	35	32	1	2	0
of	Yannixa Acuña	.909	11	8	2	1	0

## GAMES STARTED

	2025 BY LINEUP									2025 BY POSITION									CAREER BY SEASON							
PLAYER	1st	2nd	3rd	4th	5th	6th	7th	8th	9th	p	c	1b	2b	3b	ss	lf	cf	rf	dp	'20	'21	'22	'23	'24	'25	career
Kelsey Hall		20	7	6															33	23	3	38	35	49	33	181
AJ Murphy					4	2	3	16	1					5	21							52	52	29	26	159
Tanya Windle	13			15		5										2	31						53	46	33	132
Samantha Swan			7	5	1		20				33													24	33	57
Yannixa Acuña			1		4	10		1	1							15	2						0	24	17	41
Tiare Ho-Ching	20	8		2					3				33												33	33
Ashleigh Mejia		5	7	5	10	4										3		28							31	31
Takyla Davis							1	8	19					28											28	28
Kenzie Brown										8												9	4		8	21
Ayden Allen					7	4	1	2				14											0	5	14	19
Lillian Holtje			11		3	5						19													19	19
Nehanda Lewis					4	3	8	2	1							13		5					0		18	18
Meika Lauppe										12														1	12	13
Grace Molitor								4	8						12										12	12
Cambree Creager										8															8	8
Julianne Tipton										5															5	5
Sydney Saenz																							2	1	0	3
Jolee Benson																							1		0	1



## SUN DEVIL HITTERS

**YANNIXA ACUNA**

Outfielder • Junior • 5-4 • L/R  
Tucson, Ariz. • Salpointe Catholic

**21**

2025				
.289 AVG	.686 OPS	0 HR	7 RBI	
CAREER				
.362 AVG	.868 OPS	1 HR	19 RBI	
UNLV/Arizona	2-8 .583 OPS	0 HR	0 RBI	
ASU Last 10	4-25 .436 OPS	0 HR	0 RBI	
Current Streak		2 games (2-4)		



Returned to action for the first time since March 15, 2024, when she entered as a pinch runner against Maryland (Feb. 6) ... Went 2-for-2 with a triple and three RBIs in first plate appearances of the season against Oregon State on Feb. 27 ... Was 3-for-4 with two RBIs against UTEP on March 1 ... Added a 2-for-4 outing in second meeting with Oregon State on March 2 ... Recorded her first RBI of the season in Game 2 vs. BYU.

**AYDEN ALLEN**

Infielder • Junior • 5-10 • R/R  
Prosper, Texas • Prosper • Houston

**4**

2025				
.233 AVG	.556 OPS	0 HR	5 RBI	
CAREER				
.217 AVG	.582 OPS	1 HR	7 RBI	
UNLV/Arizona	2-8 .583 OPS	0 HR	1 RBI	
ASU Last 10	5-16 .743 OPS	0 HR	3 RBI	
Current Streak		0-6 (3 games)		



Started all four games of the Kajikawa Classic ... Drove in two runs and had her first multi-hit game of the season against California on February 9 ... Appeared in the entirety of the Littlewood Classic, recording an at-bat in each ... Went 1-for-1 in a lone at-bat against GCU on February 18th ... Has three straight multi-hit games.

**JOLEE BENSON**

Outfielder • Sophomore • 5-8 • R/R  
Gilbert, Ariz. • Gilbert • BYU / Chandler-Gilbert CC

**40**

2025				
.000 AVG	.000 OPS	0 HR	0 RBI	
CAREER				
.273 AVG	.697 OPS	0 HR	0 RBI	
UNLV/Arizona	-- -- OPS	- HR	- RBI	
ASU Last 10	-- -- OPS	- HR	- RBI	
Current Streak		0-5 (3 games)		



Joins the Sun Devils after spending last season at Chandler-Gilbert Community College ... started her career at BYU where she was 3-for-10 with a double in six games played ... Made her Sun Devil debut on February 14th against Weber State.

**KATIE CHESTER**

Infielder • Junior • 5-9 • R/R  
Liberty, Mo. • Liberty North • Missouri

**12**

2025				
-- AVG	-- OPS	-- HR	-- RBI	
CAREER				
.214 AVG	.619 OPS	7 HR	40 RBI	
UNLV/Arizona	-- -- OPS	- HR	- RBI	
ASU Last 10	-- -- OPS	- HR	- RBI	
Current Streak		0-15 (10 games)		



Missouri transfer is expected to miss the entire 2025 season with an injury ... played in 109 games for the Tigers the past two seasons ... totaled 28 hits (.239) with six runs, five doubles, four home runs and 29 RBI last season ... led the Tiger freshmen in 2023, batting .190 with 23 hits, nine runs, five doubles, three home runs, and 11 RBI ... added a slugging percentage of .306 and on-base percentage of .274.

**TAKYLA DAVIS**

Infielder • Freshman • 5-6 • R/R  
Georgetown, Del. • Sussex Central

**20**

2025				
.262 AVG	.723 OPS	1 HR	10 RBI	
CAREER				
.262 AVG	.723 OPS	1 HR	10 RBI	
UNLV/Arizona	0-7 .125 OPS	0 HR	0 RBI	
ASU Last 10	3-19 .491 OPS	0 HR	1 RBI	
Current Streak		0-12, 4 BB, RBI (8 games)		



Earned her first start as a Freshman in the final game of the Kajikawa Classic against California ... Recorded her first hit by way of a two-run homer in the bottom of the 3rd in the second outing against Miami ... Entered conference play riding 7-game hitting streak ... Had RBI and two runs scored during finale of UCF series.

**KELSEY HALL**

Outfielder • Graduate • 5-7 • R/R  
Sacramento, Calif. • Bella Vista • Boise State

**38**

2025				
.373 AVG	1.101 OPS	8 HR	35 RBI	
CAREER				
.346 AVG	1.083 OPS	38 HR	147 RBI	
UNLV/Arizona	3-13 .616 OPS	0 HR	1 RBI	
ASU Last 10	9-35 .792 OPS	2 HR	12 RBI	
Current Streak		1 game (1-3, 2B)		



Started season opener after tearing her ACL on May 5 ... Has recorded 12 multi-hit games, including a 3-for-3 outing against Washington on Feb. 15 ... Has 11 games with multiple RBIs ... Hit a home run in the final two games of the BYU series ... Tallied four hits and seven RBIs in doubleheader at Stetson ... Drove in two in finale at UCF ... Delivered RBI double in win over UNLV.



## SUN DEVIL HITTERS



## TIARE HO-CHING

18

Infielder • Freshman • 5-6 • R/R  
Long Beach, Calif. • Long Beach Polytechnic

2025				
.317 AVG	.932 OPS	4 HR	22 RBI	
CAREER				
.317 AVG	.932 OPS	4 HR	22 RBI	
UNLV/Arizona	2-11 .581 OPS	0 HR	1 RBI	
ASU Last 10	7-31 .729 OPS	1 HR	6 RBI	
Current Streak		2 games (2-6, 2B, RBI)		



Named to D1 Softball and Softball America Freshman Watch Lists ... Opened her freshman debut, hitting a double and a home run with four RBIs versus Maryland ... Has recorded a hit in 24 of the 33 games with six multi-hit outings ... Hit the go-ahead home run in the sixth inning of a 1-0 win over BYU ... Homered to leadoff the first inning of game one at Stetson ... Had RBI double in win over Arizona on Sunday.



## LILLIAN HOLTJE

71


Catcher • Freshman • 5-7 • R/R  
Lutz, Fla. • Hillsborough Virtual School

2025				
.241 AVG	.940 OPS	5 HR	12 RBI	
CAREER				
.241 AVG	.940 OPS	5 HR	12 RBI	
UNLV/Arizona	2-6 .666 OPS	0 HR	1 RBI	
ASU Last 10	2-13 .507 OPS	0 HR	1 RBI	
Current Streak		1 game (1-3)		



Has two home runs as a pinch hitter ... Entered as a pinch hitter and hit a go-ahead home run against California on Feb. 9 ... Reached base in eight straight plate appearances during games against Seattle, Yale, and UTEP ... Has a pair of multi-hit games, including a 3-for-4 performance against Portland State

on Feb. 22.



## NEHANDA LEWIS

0

Infielder • Sophomore • 5-4 • R/R  
Land O' Lakes, Fla. • Land O' Lakes • UCF

2025				
.296 AVG	.747 OPS	1 HR	7 RBI	
CAREER				
.276 AVG	.699 OPS	1 HR	7 RBI	
UNLV/Arizona	1-3 .666 OPS	0 HR	0 RBI	
ASU Last 10	2-9 .522 OPS	0 HR	0 RBI	
Current Streak		0-2 (2 games)		



Started all four games of the Kajikawa Classic while making her ASU debut ... Notched an impressive .500/.500/.545 during the Kajikawa Classic while adding her first RBI of the season against Miami (OH) on Feb. 7 ... Went 2-for-2 with four RBIs and first career home run against Weber State on Feb. 14 ... Notched a pinch-hit single in the series finale with BYU.



## ASHLEIGH MEJIA

24

Outfielder • Freshman • 5-4 • L/R  
Corona, Calif. • Santiago

2025				
.253 AVG	.891 OPS	8 HR	21 RBI	
CAREER				
.253 AVG	.891 OPS	8 HR	21 RBI	
UNLV/Arizona	2-12 .898 OPS	2 HR	3 RBI	
ASU Last 10	7-31 .863 OPS	4 HR	7 RBI	
Current Streak		1 game (1-3, HR, 2 RBI)		



Made her Sun Devil debut and started all four games of the Kajikawa Classic ... Recorded her first career hit with RBI double against Miami on Feb. 7 ... Hit first career home run against Utah Valley ... Six of her eight home runs have tied the game or given ASU the lead ... Hit go-ahead 3-run homer in game one of UCF series ... Two-run home run against Arizona on Sunday gave team the lead.



## GRACE MOLITOR

2

Infielder • Freshman • 5-5 • R/R  
Marthasville, Mo. • Washington

2025				
.280 AVG	.757 OPS	1 HR	1 RBI	
CAREER				
.280 AVG	.757 OPS	1 HR	1 RBI	
UNLV/Arizona	0-1 .000 OPS	0 HR	0 RBI	
ASU Last 10	0-2 .000 OPS	0 HR	0 RBI	
Current Streak		0-7, 2 BB (6 games)		



Mid-year high school transfer started season's first 12 games at shortstop ... Delivered first NCAA hit with a one-out single against Miami on Feb. 8 ... Hit her first collegiate home run in the same game, topping off a 3-for-3 day at the plate ... Recorded her first two stolen bases during the Littlewood Classic.



## AJ MURPHY

5

Utility • Senior • 5-11 • R/R  
Goodyear, Ariz. • Millennium • San Diego State


2025				
.385 AVG	.998 OPS	3 HR	16 RBI	
CAREER				
.300 AVG	.766 OPS	14 HR	88 RBI	
UNLV/Arizona	3-9 .666 OPS	0 HR	1 RBI	
ASU Last 10	12-23 1.125 OPS	0 HR	5 RBI	
Current Streak		2 games (2-4, RBI)		



The San Diego State transfer had a single and RBI in her ASU debut against Maryland on Feb. 6 ... Hit two home runs – her first career multi-homer game – and drove in four to spark the rally against Miami on Feb. 7 ... Missed six games with an injury ... Had two hits and two RBIs in second game at Stetson ... Finished 3-for-3 in first game of UCF series ... Has a hit in 10 of the past 11 games.



## SUN DEVIL HITTERS

**MADDIE OKANO****17**Infielder • Sophomore • 5-7 • R/R  
Gilbert, Ariz. • Gilbert • UT Tyler

2025				
.000 AVG	.000 OPS	0 HR	0 RBI	
CAREER				
.000 AVG	.000 OPS	0 HR	0 RBI	
UNLV/Arizona	-- -- OPS	- HR	- RBI	
ASU Last 10	-- -- OPS	- HR	- RBI	
Current Streak		0-1 (1 game)		




Appeared in 35 games as a freshman for UT Tyler in 2024, including 16 starts ... batted .245 with a .321 slugging percentage and .368 on-base percentage ... recorded three extra-base hits and 17 RBI ... Has appeared in seven games, mostly as a pinch runner, and scored one run ... Had first ASU at-bat against Weber State on Feb. 14.

**SAMANTHA SWAN****32**Catcher • Sophomore • 5-3 • R/R  
Georgetown, Texas • Georgetown

2025				
.333 AVG	.832 OPS	1 HR	8 RBI	
CAREER				
.282 AVG	.750 OPS	5 HR	20 RBI	
UNLV/Arizona	4-12 .833 OPS	0 HR	0 RBI	
ASU Last 10	9-29 .816 OPS	0 HR	1 RBI	
Current Streak		2 games (3-6, 2 2B)		



Started every game behind the plate ... Has posted seven multi-hit games, including three straight against OSU, SU, and Yale ... Has team-best three games with 3-plus hits ... Went 3-for-4 in the comeback win over Miami ... Recorded two hits against GCU on February 18 ... Was 3-for-4 with a double and a homer against Seattle U on Feb. 28 ... Finished 3-for-4 with a double and two runs in finale of UCF series.

**SYDNEY SAENZ****14**Utility • Junior • 5-6 • R/R  
El Paso, Texas • Americas • Oregon State

2025				
.200 AVG	.473 OPS	0 HR	2 RBI	
CAREER				
.095 AVG	.304 OPS	0 HR	2 RBI	
UNLV/Arizona	0-1 .000 OPS	0 HR	0 RBI	
ASU Last 10	0-1 .000 OPS	0 HR	0 RBI	
Current Streak		0-2 (2 games)		



Appeared in two games of the Kajikawa Classic as a pinch hitter after transferring from Oregon State ... Recorded her first run of the season as a pinch runner vs Weber State in the Littlewood Classic ... Tallied first career hit and RBI in the win over Cal Baptist on Feb 21 ... Picked up RBI single and scored a run against UTEP on March 1.

**TANYA WINDLE****44**Outfielder • Junior • 5-6 • L/R  
Peoria, Ariz. • Cactus • Utah Tech

2025				
.382 AVG	1.035 OPS	3 HR	17 RBI	
CAREER				
.398 AVG	1.033 OPS	8 HR	75 RBI	
UNLV/Arizona	5-11 1.053 OPS	0 HR	1 RBI	
ASU Last 10	14-33 1.096 OPS	0 HR	3 RBI	
Current Streak		1 game (1-3)		



Became the first Sun Devil since at least 2000 – when records are available – to hit a home run leading off the season opener ... Also homered against Cal to give her more home runs than all of 2024 ... Has posted a hit in 27 of the 33 games ... Had 22 hits during 12-game hitting streak from Feb. 27-Mar. 14 ... Leads the team with 17 extra-base hits, including 11 doubles.

**CORIE SHULL****19**Utility • Freshman • 5-6 • R/R  
Queen Creek, Ariz. • Queen Creek

2025				
-- AVG	-- OPS	-- HR	-- RBI	
CAREER				
-- AVG	-- OPS	-- HR	-- RBI	
UNLV/Arizona	-- -- OPS	- HR	- RBI	
ASU Last 10	-- -- OPS	- HR	- RBI	
Current Streak		--		



Expected to miss the entire 2025 season ... Batted .431 with 47 hits and 26 RBIs as a senior for Queen Creek ... added 14 doubles, one triple and five home runs ... finished high school with .408 batting average, 111 hits, 27 doubles and 53 RBIs ... recorded 73 strikeouts in 55.1 innings in the circle during senior season ... totaled 233 strikeouts in 181.2 innings in four seasons of high school action.



SCORELESS INNINGS

SCORELESS INNINGS	2025	Career
Kenzie Brown	71	148
Cambree Creager	20	20
Meika Lauppe	41	57
Julianne Tipton	26	26
<b>TOTAL</b>	<b>158</b>	<b>251</b>

CONSECUTIVE	Active	2025	Career
Kenzie Brown	0.0	16.0	16.0
Cambree Creager	0.0	5.2	5.2
Meika Lauppe	0.0	11.2	11.2
Julianne Tipton	2.1	7.2	7.2

PERFECT INNINGS	2025	Career
Kenzie Brown	32	57
Cambree Creager	5	5
Meika Lauppe	22	24
Julianne Tipton	13	13
<b>TOTAL</b>	<b>72</b>	<b>99</b>

STRIKEOUTS

PITCHER	K	K%	KL	KL%
Brown	137	39.5%	27	19.7%
Creager	18	10.4%	4	22.2%
Lauppe	47	17.7%	12	25.5%
Tipton	31	15.1%	6	19.4%
<b>TOTAL</b>	<b>233</b>	<b>23.5%</b>	<b>49</b>	<b>21.0%</b>

IN THE CIRCLE

	ERA	WHIP	BAA	W-L	SHO	H	R	ER	BB	K	K/7
Starters	3.32	1.42	.259	11-8	3	133	81	63	56	139	7.33
Relievers	2.98	1.11	.210	12-2	--	77	48	38	22	94	7.37
<b>BY MONTH</b>	<b>ERA</b>	<b>WHIP</b>	<b>BAA</b>	<b>W-L</b>	<b>SHO</b>	<b>H</b>	<b>R</b>	<b>ER</b>	<b>BB</b>	<b>K</b>	<b>K/7</b>
February	3.16	1.21	.242	13-5	1	116	72	55	32	116	6.66
March	3.12	1.36	.241	10-5	2	94	57	46	46	117	7.94
April											
May											
<b>BY LOCATION</b>	<b>ERA</b>	<b>WHIP</b>	<b>BAA</b>	<b>W-L</b>	<b>SHO</b>	<b>H</b>	<b>R</b>	<b>ER</b>	<b>BB</b>	<b>K</b>	<b>K/7</b>
Home	2.98	1.26	.237	19-8	2	171	104	80	65	202	7.52
Away	3.94	1.40	.267	4-2	1	39	25	21	13	31	5.85
Neutral											
<b>BY OPPONENT</b>	<b>ERA</b>	<b>WHIP</b>	<b>BAA</b>	<b>W-L</b>	<b>SHO</b>	<b>H</b>	<b>R</b>	<b>ER</b>	<b>BB</b>	<b>K</b>	<b>K/7</b>
Arizona	3.33	1.67	.288	1-2	0	23	13	10	12	20	6.67
ASU Invitational	2.60	1.28	.244	5-1	0	40	20	16	15	55	8.95
Baylor											
BYU	2.86	1.45	.220	2-1	1	18	10	9	14	30	9.55
Grand Canyon	3.50	1.33	.261	0-1	0	6	3	3	2	4	4.67
Iowa State											
Kajikawa Classic	5.38	1.38	.264	3-1	0	29	24	20	7	33	8.88
Kansas											
Littlewood Classic	2.22	1.02	.213	4-2	1	34	22	13	8	33	5.63
Oklahoma State											
Stetson	4.08	1.33	.255	2-0	0	12	7	7	4	7	4.08
Sun Devil Classic	2.75	1.18	.238	3-1	0	25	14	11	8	20	5.00
Texas Tech											
UCF	3.98	1.47	.276	2-1	1	21	15	11	7	20	7.33
UNLV	1.00	0.43	.091	1-0	0	2	1	1	1	11	11.00
Utah											
UTEP	2.00	1.00	.207	0-0	0	6	4	2	1	11	11.00

INDIVIDUAL BREAKDOWN

STARTING PITCHERS *Stats are for starts only.*

PITCHER	GS	CG	SHO	IP	IP/S	TP/S	W/L	ERA	BAA	WHIP	BB/7	K/7	5+	QS	QS%	RS/7	AFTER LOSS	TEAM REC
Kenzie Brown	8	4	2	50.0	6.3	112.13	6-1	0.98	.162	1.04	3.36	11.06	7	7	88%	3.50	3-0	7-1
Cambree Creager	8	1	0	24.1	3.0	59.13	2-2	5.47	.361	2.05	3.16	4.32	1	1	13%	8.05	0-1	6-2
Meika Lauppe	12	1	1	44.1	3.7	57.33	2-4	3.32	.272	1.26	1.42	4.42	3	2	17%	4.74	2-1	7-5
Julianne Tipton	5	0	0	14.0	2.8	58.80	1-1	8.00	.317	2.21	6.00	8.50	1	1	20%	8.00	1-0	3-2
<b>TOTALS</b>	<b>33</b>	<b>6</b>	<b>3</b>	<b>132.2</b>	<b>4.0</b>	<b>71.27</b>	<b>11-8</b>	<b>3.32</b>	<b>.259</b>	<b>1.42</b>	<b>2.95</b>	<b>7.33</b>	<b>12</b>	<b>11</b>	<b>33%</b>	<b>5.22</b>	<b>6-2</b>	<b>23-10</b>

FROM THE BULLPEN *Stats are for relief appearances only.*

PITCHER	APP	IP	W-L	SV	HLD	ERA	BAA	WHIP	BB/7	K/7	FIRST BATTER FACED				INHERITED	
											RCH-PA	RCH%	K	K%	RI-LOB	LOB%
Kenzie Brown	11	36.0	6-1	2	0	0.97	.150	0.75	1.56	11.28	2-11	.154	6	46%	5-4	80%
Cambree Creager	4	8.2	0-1	0	0	11.31	.415	2.31	2.42	2.42	2-4	.333	1	17%	0-0	0%
Meika Lauppe	10	18.2	3-0	3	0	0.75	.145	0.59	0.37	7.12	2-10	.167	2	17%	12-9	75%
Julianne Tipton	13	26.0	3-0	0	0	4.58	.240	1.58	2.69	3.77	3-13	.200	1	7%	12-5	42%
<b>TOTALS</b>	<b>38</b>	<b>89.1</b>	<b>12-2</b>	<b>5</b>	<b>0</b>	<b>2.98</b>	<b>.210</b>	<b>1.11</b>	<b>1.72</b>	<b>7.37</b>	<b>9-38</b>	<b>.237</b>	<b>10</b>	<b>26%</b>	<b>29-18</b>	<b>62%</b>



## SUN DEVIL PITCHERS



## KENZIE BROWN

Pitcher • Senior • 5-11 • L/R  
Lake City, Ill. • ALAH • Tulsa

10

2025		
0.98 ERA	0.92 WHIP	12-2 W-L
.157 BAA	11.15 K/7	2.60 BB/7
CAREER		
3.59 ERA	1.46 WHIP	25-11 W-L
.227 BAA	8.49 K/7	4.28 BB/7
5+ Strikeouts	14 SEASON	18 CAREER
4 IP & 2 ER of less	10 SEASON	14 CAREER



Returned to action after missing the 2024 season with an injury by appearing in three games of Kajikawa Classic... Struck out the first five batters she faced, and six overall, in earning the save against Maryland ... Tallied 13 strikeouts in 5.2 innings of relief against Oregon State on Feb. 27 ... Made first start of the season against Utah State on March 1 and struck out 12 for seventh win of the year ... Tied ASU record for 7-inning game with 18 strikeouts in 1-0 win over BYU on March 6 ... Recorded double-digit strikeouts five times ... First Sun Devil since 2018 with double-digit strikeout appearances multiple times ... Allowed one run on four hits with eight strikeouts to defeat No. 10/10 Arizona on Sunday.

## HIGHS &amp; LOWS

SEASON		CAREER
7; (4x) UCF (3/16/25)	Innings	7; UCF (3/16/25)
2; BYU (3/6/25)	Low-Hit CG	1; Memphis (2/11/23)
6; UCF (3/16/25)	Hits	8 (2x); Utah (4/7/23)
0; UCF (3/14/25)	Low-Run CG	0 (3x); UCF (3/14/25)
4; (3x) Arizona (3/21/25)	Runs	9; Wichita State (4/2/22)
3; (2x) BYU (3/8/25)	Earned Runs	6 (3x); Utah (4/7/23)
5; Arizona (3/23/25)	Walks	5 (2x); Arizona (3/23/25)
18; BYU (3/6/25)	SOs	18; BYU (3/6/25)
131; BYU (3/6/25)	Pitches	131; BYU (3/6/25)
9; (2/22/25 - 3/18/25)	W-Streak	9; (2/22/25 - 3/18/25)

## 2025 BREAKDOWN

	H-AB	AVG
vs. Left	24-102	.235
vs. Right	23-198	.116
vs. Leadoff	27-84	.321
w/Runners	22-135	.163
w/Empty	25-165	.152
w/2-outs	18-103	.175
Fly/Ground	56/59	0.95

## 2025 APPEARANCES

DATE	OPPONENT	RESULT	DEC	G	GS	IP	H	R	ER	BB	SO	HR	NP	RS	W-L	SV	ERA	K7	RS7
2/6/25	Maryland	W 7-1	S	1	0	3.0	1	0	0	0	6	0	32	-	0-0	1	0.00	14.00	
2/8/25	Miami (OH)	L 4-12		1	0	3.1	2	2	1	0	8	1	56	-	0-0	1	1.11	15.47	
2/9/25	California	W 6-4	W	1	0	4.1	1	0	0	0	5	0	61	-	1-0	1	0.66	12.47	
2/13/25	Oregon	W 4-3		1	0	1.0	1	2	0	1	1	0	20	-	1-0	1	0.60	12.00	
2/15/25	Washington	W 4-1	W	1	0	4.0	3	0	0	0	7	0	52	-	2-0	1	0.45	12.06	
2/18/25	Grand Canyon	L 0-3	L	1	0	1.2	3	3	3	2	2	1	43	-	2-1	1	1.62	11.71	
2/21/25	California Baptist	W 8-1	S	1	0	3.0	3	1	1	1	1	0	37	-	2-1	2	1.72	10.33	
2/22/25	Portland State	W 10-3	W	1	0	4.0	0	0	0	2	5	0	59	-	3-1	2	1.44	10.07	
2/23/25	New Mexico State	W 5-1	W	1	0	4.0	1	0	0	0	6	0	44	-	4-1	2	1.24	10.13	
2/27/25	Oregon State	W 9-2	W	1	0	5.2	2	0	0	2	13	0	104	-	5-1	2	1.03	11.12	
2/28/25	Seattle U	W 7-6	W	1	0	2.0	2	1	0	0	4	0	27	-	6-1	2	0.97	11.28	
<b>FEBRUARY</b>				<b>11</b>	<b>0</b>	<b>36.0</b>	<b>19</b>	<b>9</b>	<b>5</b>	<b>8</b>	<b>58</b>	<b>2</b>	<b>--</b>	<b>0</b>	<b>6-1</b>	<b>2</b>	<b>0.97</b>	<b>11.28</b>	<b>0.00</b>
3/1/25	Utah State	W 4-1	W	1	1	7.0	4	1	1	3	12	0	123	4	7-1	2	0.98	11.40	4.00
3/6/25	BYU	W 1-0	W	1	1	7.0	2	0	0	4	18	0	131	1	8-1	2	0.84	12.32	2.50
3/8/25	BYU	W 5-4		1	1	6.2	4	4	3	4	8	1	125	3	8-1	2	1.11	11.86	2.71
3/14/25	UCF	W 3-0	W	1	1	7.0	3	0	0	2	10	0	122	3	9-1	2	0.99	11.65	2.78
3/16/25	UCF	W 7-4	W	1	1	7.0	6	4	0	1	9	0	104	7	10-1	2	0.89	11.39	3.63
3/18/25	UNLV	W 4-1	W	1	1	6.0	1	1	1	1	10	0	89	4	11-1	2	0.91	11.41	3.79
3/21/25	Arizona	L 1-6	L	1	1	3.1	4	4	1	4	4	1	74	0	11-2	2	0.96	11.29	3.50
3/23/25	Arizona	W 3-2	W	1	1	6.0	4	1	1	5	8	0	129	3	12-2	2	0.98	11.15	3.50
<b>MARCH</b>				<b>8</b>	<b>8</b>	<b>50.0</b>	<b>28</b>	<b>15</b>	<b>7</b>	<b>24</b>	<b>79</b>	<b>2</b>	<b>--</b>	<b>25</b>	<b>6-1</b>	<b>0</b>	<b>0.98</b>	<b>11.06</b>	<b>3.55</b>
<b>2025 TOTALS</b>				<b>19</b>	<b>8</b>	<b>86.0</b>	<b>47</b>	<b>24</b>	<b>12</b>	<b>32</b>	<b>137</b>	<b>4</b>	<b>--</b>	<b>25</b>	<b>12-2</b>	<b>2</b>	<b>0.98</b>	<b>11.15</b>	<b>3.50</b>
<b>CAREER</b>				<b>72</b>	<b>21</b>	<b>212.2</b>	<b>181</b>	<b>147</b>	<b>109</b>	<b>130</b>	<b>258</b>	<b>22</b>			<b>25-11</b>	<b>2</b>	<b>3.59</b>	<b>8.49</b>	<b>--</b>



## SUN DEVIL PITCHERS



## CAMBREE CREAGER

Pitcher • Freshman • 5-11 • R/R  
Georgetown, Texas • Georgetown

8

2025		
7.00 ERA	2.12 WHIP	2-3 W-L
.376 BAA	3.82 K/7	2.97 BB/7
CAREER		
7.00 ERA	2.12 WHIP	2-3 W-L
.376 BAA	3.82 K/7	2.97 BB/7
5+ Strikeouts	1 SEASON	1 CAREER
4 IP & 2 ER of less	2 SEASON	2 CAREER



Became the second freshman in three seasons to start the season opener when she took the circle against Maryland ... Held Maryland to one run on four hits to become the first ASU freshman to start and earn the win in the season opener since Dale Ryndak beat Creighton in 2015 ... Held No. 21 Oregon to just one run across her three innings of work on February 13th in the 4-3 win ... Threw 86 pitches against No. 3 Florida with two strikeouts ... Earned the complete game win against Yale on Feb. 28 after allowing one run with six strikeouts ... Threw two scoreless innings versus UTEP on March 1.

## HIGHS &amp; LOWS

SEASON		CAREER
5; Yale (2/28/25)	Innings	5; Yale (2/28/25)
7; Yale (2/28/25)	Low-Hit CG	7; Yale (2/28/25)
8; Florida (2/21/25)	Hits	8; Florida (2/21/25)
1; Yale (2/28/25)	Low-Run CG	1; Yale (2/28/25)
7; UCF (3/15/25)	Runs	7; UCF (3/15/25)
7; UCF (3/15/25)	Earned Runs	7; UCF (3/15/25)
4; Yale (2/28/25)	Walks	4; Yale (2/28/25)
6; Yale (2/28/25)	SOs	6; Yale (2/28/25)
103; Yale (2/28/25)	Pitches	103; Yale (2/28/25)
1; (2x) (2/8/25)	W-Streak	1; (2x) (2/8/25)

## 2025 BREAKDOWN

	H-AB	AVG
vs. Left	24-59	.407
vs. Right	32-90	.356
vs. Leadoff	17-34	.500
w/Runners	31-89	.348
w/Empty	25-60	.417
w/2-outs	16-44	.364
Fly/Ground	35/43	0.81

## 2025 APPEARANCES

DATE	OPPONENT	RESULT	DEC	G	GS	IP	H	R	ER	BB	SO	HR	NP	RS	W-L	SV	ERA	K7	RS7
2/6/25	Maryland	W 7-1	W	1	1	4.0	4	1	1	0	2	0	60	7	1-0	0	1.75	3.50	12.25
2/8/25	Miami (OH)	L 4-12		1	0	0.2	5	6	5	0	0	1	22		1-0	0	9.00	3.00	
2/9/25	California	W 6-4		1	1	2.1	2	2	2	2	2	0	42	0	1-0	0	8.00	4.00	7.74
2/13/25	Oregon	W 4-3		1	1	3.0	3	1	1	1	0	0	56	3	1-0	0	6.30	2.80	7.50
2/14/25	North Dakota	L 1-10	L	1	1	2.1	5	5	3	1	1	0	46	0	1-1	0	6.81	2.84	6.00
2/16/25	Utah Valley	W 4-3		1	1	1.2	4	3	3	1	2	0	31	0	1-1	0	7.50	3.50	5.25
2/21/25	Florida	L 1-9	L	1	1	4.0	8	5	4	2	2	1	86	0	1-2	0	7.39	3.50	4.04
2/28/25	Yale	W 9-1	W	1	1	5.0	7	1	1	4	6	0	103	9	2-2	0	6.09	4.57	5.96
<b>FEBRUARY</b>				<b>8</b>	<b>7</b>	<b>23.0</b>	<b>38</b>	<b>24</b>	<b>20</b>	<b>11</b>	<b>15</b>	<b>2</b>	<b>--</b>	<b>19</b>	<b>2-2</b>	<b>0</b>	<b>6.09</b>	<b>4.57</b>	<b>6.21</b>
3/1/25	UTEP	W 11-4		1	0	2.0	1	0	0	0	1	0	38	-	2-2	0	5.60	4.48	
3/2/25	Oregon State	L 3-6	L	1	0	3.2	5	3	2	1	2	1	58	-	2-3	0	5.37	4.40	
3/12/25	Stetson-2	W 14-5		1	1	2.0	6	4	4	0	0	0	49	9	2-3	0	5.93	4.11	8.05
3/15/25	UCF	L 11-0		1	0	2.1	6	7	7	2	0	1	56	-	2-3	0	7.00	3.82	
<b>MARCH</b>				<b>4</b>	<b>1</b>	<b>10.0</b>	<b>18</b>	<b>14</b>	<b>13</b>	<b>3</b>	<b>3</b>	<b>2</b>	<b>--</b>	<b>9</b>	<b>0-1</b>	<b>0</b>	<b>9.10</b>	<b>2.10</b>	<b>31.50</b>
<b>2025 TOTALS</b>				<b>12</b>	<b>8</b>	<b>33.0</b>	<b>56</b>	<b>38</b>	<b>33</b>	<b>14</b>	<b>18</b>	<b>4</b>	<b>--</b>	<b>28</b>	<b>2-3</b>	<b>0</b>	<b>7.00</b>	<b>3.82</b>	<b>8.05</b>



## SUN DEVIL PITCHERS



## MEIKA LAUPPE

Pitcher • Sophomore • 5-10 • R/R  
Pleasant Grove, Calif. • East Nicolaus

27

2025		
2.56 ERA	1.06 WHIP	5-4 W-L
.236 BAA	5.22 K/7	1.11 BB/7
CAREER		
3.40 ERA	1.50 WHIP	7-5 W-L
.301 BAA	4.42 K/7	2.24 BB/7
5+ Strikeouts	2 SEASON	2 CAREER
4 IP & 2 ER of less	4 SEASON	6 CAREER



Appeared in two games in the Kajikawa Classic, recording 5.2 innings over one start and one relief appearance ... Earned the win in relief against Miami after allowing two runs (one earned) with four strikeouts in 3.2 innings ... Had a significant role in Littlewood Classic appearing in all six games including three starts for a total of 19.3 innings of action ... She leads the team in ERA at 1.40 ... Has allowed two runs or fewer in eight of 11 appearances, including five scoreless outings ... Has already surpassed her 2024 strikeout total ... Has allowed only three runs during six appearance in March ... Recorded second save of the season against UNLV on Tuesday ... Closed out her third save to clinch the win over No. 10/10 Arizona on Sunday.

## HIGHS &amp; LOWS

SEASON		CAREER
7.1; Belmont (2/15/25)	Innings	7.1; Belmont (2/15/25)
2; Weber State (2/14/25)	Low-Hit CG	2; Weber State (2/14/25)
8; Arizona (3/22/25)	Hits	10; Memphis (2/17/24)
0; Weber State (2/14/25)	Low-Run CG	0; Weber State (2/14/25)
5; Arizona (3/22/25)	Runs	6 (2x); UCLA (5/4/24)
5; Arizona (3/22/25)	Earned Runs	6 (2x); UCLA (5/4/24)
2; BYU (3/7/25)	Walks	4; Stanford (4/6/24)
8; Weber State (2/14/25)	SOs	8; Weber State (2/14/25)
98; Arizona (3/22/25)	Pitches	98; Arizona (3/22/25)
2; (2/13/25 - 2/14/25)	W-Streak	2 (2x); (2/13/25 - 2/14/25)

## 2025 BREAKDOWN

	H-AB	AVG
vs. Left	21-77	.273
vs. Right	36-165	.218
vs. Leadoff	23-60	.383
w/Runners	28-112	.250
w/Empty	29-130	.223
w/2-outs	19-82	.232
Fly/Ground	40/99	0.40

## 2025 APPEARANCES

DATE	OPPONENT	RESULT	DEC	G	GS	IP	H	R	ER	BB	SO	HR	NP	RS	W-L	SV	ERA	K7	RS7
2/7/25	Miami (OH)	W 15-7	W	1	0	3.2	2	2	1	0	4	1	51	-	1-0	0	1.91	7.64	
2/8/25	Miami (OH)	L 4-12	L	1	1	2.0	4	3	3	1	1	0	53	1	1-1	0	4.94	6.18	3.50
2/13/25	Oregon	W 4-3	W	1	0	4.0	0	0	0	0	3	0	65	-	2-1	0	2.90	5.79	
2/14/25	Weber State	W 11-0	W	1	1	5.0	2	0	0	1	8	0	72	11	3-1	0	1.91	7.64	12.00
2/15/25	Washington	W 4-1		1	1	3.0	4	1	1	0	3	0	57	1	3-1	0	1.98	7.53	9.10
2/15/25	Belmont	L 1-5	L	1	1	7.1	5	4	1	1	3	0	80	1	3-2	0	1.68	6.16	5.65
2/16/25	Utah Valley	W 4-3	S	1	0	0.2	0	0	0	0	0	0	5	0	3-2	1	1.64	6.00	
2/18/25	Grand Canyon	L 0-3		1	1	4.1	3	0	0	0	2	0	52	0	3-2	1	1.40	5.60	4.52
2/21/25	California Baptist	W 8-1	W	1	1	4.0	2	0	0	0	2	0	43	2	4-2	1	1.24	5.35	4.36
2/22/25	Portland State	W 10-3		1	1	2.0	2	3	1	1	2	0	50	8	4-2	1	1.36	5.44	6.07
2/23/25	New Mexico State	W 5-1		1	1	3.0	4	1	1	1	1	0	43	3	4-2	1	1.44	5.21	6.16
2/27/25	Oregon State	W 9-2		1	1	1.1	3	2	2	1	0	0	29	0	4-2	1	1.74	5.03	5.91
2/28/25	Seattle U	W 7-6		1	1	2.2	5	4	4	0	1	0	44	0	4-2	1	2.28	4.88	5.45
<b>FEBRUARY</b>				<b>13</b>	<b>10</b>	<b>43.0</b>	<b>36</b>	<b>20</b>	<b>14</b>	<b>6</b>	<b>30</b>	<b>1</b>	<b>--</b>	<b>27</b>	<b>4-2</b>	<b>1</b>	<b>2.28</b>	<b>4.88</b>	<b>5.64</b>
3/2/25	Oregon State	L 3-6		1	0	0.1	0	0	0	0	0	0	3	-	4-2	1	2.39	5.12	
3/7/25	BYU	L 5-6	L	1	1	4.0	5	3	3	2	1	1	67	3	4-3	1	2.64	4.82	5.43
3/12/25	Stetson-1	W 5-2	W	1	0	3.0	1	0	0	0	6	0	47	-	5-3	1	2.48	5.40	
3/12/25	Stetson-2	W 14-5		1	0	1.2	1	0	0	0	1	0	23	-	5-3	1	2.40	5.36	
3/15/25	UCF	L 11-0		1	0	2.1	3	0	0	0	1	0	32	-	5-3	1	2.29	5.25	
3/18/25	UNLV	W 7-4	S	1	0	1.0	1	0	0	0	1	0	17	-	5-3	2	2.25	5.28	
3/21/25	Arizona	L 1-6		1	0	1.0	0	0	0	0	2	0	11	-	5-3	2	2.20	5.44	
3/22/25	Arizona	L 1-5	L	1	1	5.2	8	5	5	1	4	1	98	0	5-4	2	2.58	5.40	4.74
3/23/25	Arizona	W 3-2	S	1	0	1.0	2	1	1	1	1	0	22	-	5-4	3	2.65	5.42	
<b>MARCH</b>				<b>9</b>	<b>2</b>	<b>20.0</b>	<b>21</b>	<b>9</b>	<b>9</b>	<b>4</b>	<b>17</b>	<b>2</b>	<b>--</b>	<b>3</b>	<b>1-2</b>	<b>2</b>	<b>3.15</b>	<b>5.95</b>	<b>2.28</b>
<b>2025 TOTALS</b>				<b>22</b>	<b>12</b>	<b>63.0</b>	<b>57</b>	<b>29</b>	<b>23</b>	<b>10</b>	<b>47</b>	<b>3</b>	<b>--</b>	<b>30</b>	<b>5-4</b>	<b>3</b>	<b>2.56</b>	<b>5.22</b>	<b>4.74</b>
<b>CAREER</b>				<b>39</b>	<b>13</b>	<b>103.0</b>	<b>121</b>	<b>70</b>	<b>50</b>	<b>33</b>	<b>65</b>	<b>7</b>		<b>43</b>	<b>7-5</b>	<b>3</b>	<b>3.40</b>	<b>4.42</b>	<b>6.13</b>



## SUN DEVIL PITCHERS



## JULIANNE TIPTON

Pitcher • Freshman • 5-7 • R/R  
Mount Carmel, Tenn. • Dobyns Bennett

8

2025		
5.46 ERA	1.70 WHIP	4-1 W-L
.265 BAA	5.13 K/7	3.64 BB/7
CAREER		
5.46 ERA	1.70 WHIP	4-1 W-L
.265 BAA	5.43 K/7	3.64 BB/7
5+ Strikeouts	1 SEASON	1 CAREER
4 IP & 2 ER of less	2 SEASON	2 CAREER



Made her ASU debut as the starter against Miami on February 7 ... Made three appearances during the Kajikawa Classic and worked 2.2 innings ... Finished with five strikeouts ... Saw action in three relief appearances in the Littlewood Classic ... Secured her first career win in a clutch performance vs Utah Valley on February 16 ... Allowed just one hit in 4.2 innings in the 4-3 comeback victory ... Limited Seattle U to one run on three hits over 4.1 relief innings on Feb. 28 ... Became the first ASU freshman with double-digit strikeouts in a game since Alyssa Loza in 2017 with 10 strikeouts in a win over UTEP on March 1 ... Added her third win working the final 1.1 innings in the series finale with BYU.

## HIGHS &amp; LOWS

SEASON	CAREER
5; UTEP (3/1/25)	Innings 5; UTEP (3/1/25)
--	Low-Hit CG --
6; (2x) BYU (3/7/25)	Hits 6; (2x) BYU (3/7/25)
--	Low-Run CG --
5; (2x) North Dakota (2/14/25)	Runs 5; (2x) North Dakota (2/14/25)
5; Miami (OH) (2/7/25)	Earned Runs 5; Miami (OH) (2/7/25)
3; (4x) Stetson-1 (3/12/25)	Walks 3; (4x) Stetson-1 (3/12/25)
10; UTEP (3/1/25)	SOs 10; UTEP (3/1/25)
102; UTEP (3/1/25)	Pitches 102; UTEP (3/1/25)
4; (2/16/25 - 3/12/25)	W-Streak 4; (2/16/25 - 3/12/25)

## 2025 BREAKDOWN

	H-AB	AVG
vs. Left	16-51	.314
vs. Right	34-127	.268
vs. Leadoff	15-43	.349
w/Runners	29-90	.322
w/Empty	21-88	.239
w/2-outs	18-63	.286
Fly/Ground	32/60	0.53

## 2025 APPEARANCES

DATE	OPPONENT	RESULT	DEC	G	GS	IP	H	R	ER	BB	SO	HR	NP	RS	W-L	SV	ERA	K7	RS7
2/7/25	Miami (OH)	W 15-7		1	1	1.1	5	5	5	3	3	1	51	0	0-0	0	26.25	15.75	0.00
2/8/25	Miami (OH)	L 4-12		1	0	1.0	1	1	0	0	2	0	15	0	0-0	0	15.00	15.00	
2/9/25	California	W 6-4		1	0	0.1	2	2	2	1	0	0	13	0	0-0	0	18.38	13.13	
2/14/25	North Dakota	L 1-10		1	0	3.2	6	5	4	1	3	0	66	0	0-0	0	12.16	8.84	
2/15/25	Washington	L 1-5		1	0	0.2	0	1	0	0	0	0	9	0	0-0	0	11.00	8.00	
2/16/25	Utah Valley	W 4-3	W	1	0	4.2	1	0	0	1	2	0	65	0	1-0	0	6.60	6.00	
2/21/25	Florida	L 1-9		1	0	3.0	4	4	4	1	0	0	46	0	1-0	0	7.16	4.77	
2/22/25	Portland State	W 10-3		1	0	1.0	1	0	0	0	1	0	12	0	1-0	0	6.70	4.91	
2/28/25	Seattle U	W 7-6		1	0	4.1	3	1	1	0	2	0	40	0	1-0	0	5.60	4.55	
<b>FEBRUARY</b>				<b>9</b>	<b>1</b>	<b>20.0</b>	<b>23</b>	<b>19</b>	<b>16</b>	<b>7</b>	<b>13</b>	<b>1</b>	<b>--</b>	<b>0</b>	<b>1-0</b>	<b>0</b>	<b>5.60</b>	<b>4.55</b>	<b>0.00</b>
3/1/25	UTEP	W 11-4	W	1	1	5.0	5	4	2	1	10	1	102	9	2-0	0	5.04	6.44	9.95
3/2/25	Oregon State	L 3-6		1	1	4.0	3	3	3	3	4	1	67	2	2-0	0	5.07	6.52	7.45
3/7/25	BYU	L 5-6		1	0	3.0	6	3	3	3	2	0	64	-	2-0	0	5.25	6.34	
3/8/25	BYU	W 5-4	W	1	0	1.1	1	0	0	1	1	0	22	-	3-0	0	5.42	6.77	
3/12/25	Stetson-1	W 5-2		1	1	3.0	3	2	2	3	0	0	54	5	3-0	0	5.35	6.18	8.40
3/12/25	Stetson-2	W 14-5	W	1	0	1.1	1	1	1	1	0	0	16	-	4-0	0	5.35	5.94	
3/15/25	UCF	L 0-11	L	1	1	0.2	3	4	4	2	0	1	20	0	4-1	0	6.03	5.83	8.00
3/21/25	Arizona	L 1-6		1	0	2.2	4	2	2	1	1	0	37	-	4-1	0	5.97	5.61	
3/22/25	Arizona	L 1-5		1	0	1.1	1	0	0	0	0	0	15	-	4-1	0	5.78	5.43	
<b>MARCH</b>				<b>9</b>	<b>4</b>	<b>22.1</b>	<b>27</b>	<b>19</b>	<b>17</b>	<b>15</b>	<b>18</b>	<b>3</b>	<b>--</b>	<b>16</b>	<b>3-1</b>	<b>0</b>	<b>5.33</b>	<b>5.64</b>	<b>9.18</b>
<b>2025 TOTALS</b>				<b>18</b>	<b>5</b>	<b>42.1</b>	<b>50</b>	<b>38</b>	<b>33</b>	<b>22</b>	<b>31</b>	<b>4</b>	<b>--</b>	<b>16</b>	<b>4-1</b>	<b>0</b>	<b>5.46</b>	<b>5.13</b>	<b>8.00</b>



## TOP 25 GAME CHANGING PLAYS OF SEASON Win probability calculations courtesy D1Softball.com and 6-4-3 Charts

Date	Opponent	Score	Inn	Outs	Bases	Play	Before	After	Change	Final
Feb 28	Seattle U	4-5	Bot 7	2	1st	Swan RBI double down rf line	10.75	67.55	56.80	7-6
Mar 2	Oregon State	2-3	Bot 7	2	1st & 2nd	Windle RBI single to right field	20.55	64.56	44.01	3-6
Mar 8	BYU	3-4	Bot 7	0	Empty	Mejia solo home run to center field	22.53	65.83	43.30	5-4
Feb 16	Utah Valley	0-3	Bot 6	2	1st & 2nd	Mejia 3-run home run to right center	10.74	53.53	42.79	4-3
Feb 16	Utah Valley	3-3	Bot 6	2	Empty	Holtje solo home run to left field	53.53	84.41	30.88	4-3
Feb 9	California	4-4	Bot 6	1	1st	Holtje 2-run home run to left field	63.20	93.79	30.59	6-4
Mar 8	BYU	0-1	Bot 1	0	1st	Hall 2-run home run to right center	48.71	78.24	29.53	5-4
Mar 14	UCF	0-0	Top 5	0	1st & 2nd	Mejia 3-run home run to left center	63.97	89.52	25.55	3-0
Mar 6	BYU	0-0	Bot 6	0	Empty	Ho-Ching solo home run to left-center	63.30	87.06	23.76	1-0
Feb 9	California	3-4	Bot 5	0	Empty	Windle solo home run to right field	39.86	62.23	22.37	6-4
Mar 23	Arizona	0-0	Bot 3	1	1st	Mejia 2-run home run to right field	56.02	78.26	22.24	3-2
Feb 7	Miami (OH)	1-5	Bot 3	2	1st & 2nd	Murphy 3-run home run to left field	13.30	35.53	22.23	15-7
Feb 13	Oregon	3-3	Bot 7	0	Empty	Lewis double to left field	65.96	87.89	21.93	4-3
Feb 28	Seattle U	5-6	Bot 8	1	3rd	Ho-Ching RBI fielder's choice	45.12	66.17	21.05	7-6
Feb 23	New Mexico State	0-0	Bot 1	1	1st & 2nd	Mejia 3-run home run to left center	70.73	91.64	20.91	5-1
Feb 28	Seattle U	6-6	Bot 8	1	1st	Hall singled up the middle, Molitor to third	66.12	86.58	20.46	7-6
Mar 12	Stetson-1	0-0	Top 1	0	Empty	Ho-Ching solo home run to center field	44.99	64.25	19.26	5-2
Feb 28	Seattle U	1-4	Bot 4	2	1st & 2nd	Ho-Ching RBI single to third base	30.56	49.51	18.95	7-6
Feb 15	Belmont	0-0	Bot 4	1	Empty	Ho-Ching solo home run to left field	56.64	75.36	18.72	1-5
Feb 8	Miami (OH)	1-4	Bot 3	1	1st	Davis 2-run home run to left field	21.71	40.18	18.47	4-12
Feb 28	Seattle U	2-4	Bot 6	2	1st & 2nd	Ho-Ching RBI double down lf line	18.50	36.38	17.88	7-6
Feb 13	Oregon	3-3	Bot 8	0	2nd	Ho-Ching RBI single to right field	82.17	100.00	17.83	4-3
Feb 28	Seattle U	6-9	Bot 9	0	2nd	Windle RBI double to left center	82.17	100.00	17.83	7-6
Mar 16	UCF	0-0	Top 3	2	1st & 2nd	Mejia reached on error, run scored	45.22	62.97	17.75	7-4
Feb 21	California Baptist	0-0	Bot 3	1	2nd	Hall 2-run home run to center field	67.29	84.94	17.65	8-1

## 20 WINS WITH LOWEST WIN PROBABILITY

Date	OPPONENT	LOW PROB	SCORE	INNING	FINAL
Feb 28	Seattle U	5.83	4-5	Bot 7	7-6
Feb 7	Miami (OH)	8.06	0-4	Top 2	15-7
Feb 16	Utah Valley	8.85	0-3	Bot 5	4-3
Feb 9	California	10.16	0-4	Top 3	6-4
Feb 22	Portland State	20.29	0-3	Top 1	10-3
Mar 23	Arizona	22.43	0-0	Top 1	3-2
Mar 8	BYU	22.53	3-4	Top 7	5-4
Feb 27	Oregon State	23.43	0-2	Top 2	9-2
Mar 6	BYU	28.31	0-0	Top 1	1-0
Feb 13	Oregon	28.86	3-3	Top 8	4-3
Mar 14	UCF	31.37	0-0	Bot 1	3-0
Mar 16	UCF	34.67	0-0	Top 1	7-4
Feb 15	Washington	41.27	1-1	Top 4	4-1
Mar 12	Stetson-2	43.37	0-0	Top 1	14-5
Feb 23	New Mexico State	44.55	0-0	Top 1	5-1
Mar 12	Stetson-1	44.99	0-0	Top 1	5-2
Mar 1	Utah State	51.97	0-0	Top 2	4-1
Feb 21	California Baptist	53.82	0-0	Bot 2	8-1
Mar 1	UTEP	54.05	0-0	Top 1	11-4
Feb 6	Maryland	56.06	0-0	Top 1	7-1



## HIGHS & LOWS

### TEAM BATTING

Most Runs - Sun Devils	15	Miami (OH) (2/7/25)
Most Runs - Opp	12	Miami (OH) (2/8/25)
Most Runs - Both Teams	22	Miami (OH) (2/7/25)
Most Runs - Inning - Sun Devils	10	Miami (OH) (2/7/25)
Most Runs - Inning - Opp	6	(2x) North Dakota (2/14/25)
Most Hits - Sun Devils	16	UTEP (3/1/25)
Most Hits - Opp	12	(3x) at UCF (3/15/25)
Most Hits - Both Teams	23	Seattle U (2/28/25)
Fewest Hits - Sun Devils	2	(2x) at UCF (3/15/25)
Most Extra-Base Hits - Sun Devils	6	(2x) Seattle U (2/28/25)
Most Extra-Base Hits - Opp	5	Miami (OH) (2/8/25)
Most Singles - Sun Devils	12	UTEP (3/1/25)
Most Doubles - Sun Devils	4	(3x) Utah State (3/1/25)
Most Triples - Sun Devils	1	(4x) Arizona (3/21/25)
Most Home Runs - Sun Devils	3	(2x) New Mexico State (2/23/25)
Most Home Runs - Opp	2	(4x) at UCF (3/15/25)
Most Stolen Bases - Sun Devils	7	California Baptist (2/21/25)
Most Stolen Bases - Opp	3	(2x) at UCF (3/16/25)
Most Left on Base - Sun Devils	13	Seattle U (2/28/25)
Most Left on Base - Opp	10	(4x) Arizona (3/23/25)

### TEAM PITCHING & DEFENSE

Most Strikeouts - Sun Devils	18	BYU (3/6/25)
Most Strikeouts - Opp	12	Belmont (2/15/25)
Fewest Strikeouts - Sun Devils	1	(2x) at UCF (3/15/25)
Fewest Strikeouts - Opp	1	(4x) at Stetson-2 (3/12/25)
Most Walks - Sun Devils	6	Arizona (3/23/25)
Most Walks - Opp	7	Miami (OH) (2/7/25)
Fewest Walks - Sun Devils	0	(3x) Seattle U (2/28/25)
Fewest Walks - Opp	0	(3x) Arizona (3/22/25)
Fewest Hits Allowed - Sun Devils	2	(3x) UNLV (3/18/25)
Most Errors - Sun Devils	5	Belmont (2/15/25)
Most Errors - Opp		
Most Double Plays - Sun Devils		
Most Double Plays - Opp		

### TEAM MISCELLANEOUS

Longest Winning Streak	8	Feb 21 – March 1
Longest Losing Streak	2	(2x) March 21 - 22
Longest Game - Innings	9	vs Seattle U (Feb 28)
Longest Game - Time (Overall)	3:18	vs BYU (Mar 8)
Longest Game - Time (7-inn game)	2:50	vs BYU (Mar 7)
Shortest Game - Time (Overall)	1:19	vs Weber State (Feb 14)
Shortest Game - Time (7-inn game)	1:39	vs New Mexico State (Feb 23)
Largest Crowd (Home)	2,038	vs Arizona (Mar 22)
Largest Crowd (Road)	1,023	at Grand Canyon (Feb 18)
Consecutive Games - Home Run	9	March 1 – March 14
Consecutive Games - XBH	16	Feb 21 - March 14
Consecutive Games - Stolen Base	8	Feb 21 - March 1
Consecutive Errorless Games	3	March 1 - 6

### INDIVIDUAL BATTING

At bats:	5	(4x) Mejia, Ashleigh vs Seattle U (Feb 28)
Runs scored:	3	Mejia, Ashleigh vs Miami (OH) (Feb 7)
	3	Murphy, AJ vs Miami (OH) (Feb 7)
	3	Windle, Tanya at Stetson (Mar 12)
Hits:	4	Ho-Ching, Tiare vs Seattle U (Feb 28)
	4	Windle, Tanya at Stetson (Mar 12)
RBIs:	5	Hall, Kelsey at Stetson (Mar 12)
Doubles:	2	(4x) Swan, Samantha vs Arizona (Mar 22)
Triples:	1	(4x) Windle, Tanya vs Arizona (Mar 21)
Home runs:	2	Murphy, AJ vs Miami (OH) (Feb 7)
Total bases:	8	Murphy, AJ vs Miami (OH) (Feb 7)
Walks:	3	Holtje, Lillian vs Yale (Feb 28)
Strikeouts:	3	Hall, Kelsey vs Belmont (Feb 15)
Stolen bases:	2	Lewis, Nehanda vs California Baptist (Feb 21)
	2	Ho-Ching, Tiare vs UNLV (Mar 18)
Runners LOB:	5	Mejia, Ashleigh vs Florida (Feb 21)

### INDIVIDUAL FIELDING

Putouts:	18	Swan, Samantha vs BYU (Mar 6)
Assists:	8	Molitor, Grace vs Belmont (Feb 15)
Errors:	3	Molitor, Grace vs Belmont (Feb 15)
Passed balls:	2	Swan, Samantha vs BYU (Mar 6)

### INDIVIDUAL PITCHING

Innings pitched:	7.1	Lauppe, Meika vs Belmont (Feb 15)
Runs allowed:	7	Creager, Cambree at UCF (Mar 15)
Earned runs:	7	Creager, Cambree at UCF (Mar 15)
Walks allowed:	5	Brown, Kenzie vs Arizona (Mar 23)
Strikeouts:	18	Brown, Kenzie vs BYU (Mar 6)
Hits allowed:	8	Creager, Cambree vs Florida (Feb 21)
	8	Lauppe, Meika vs Arizona (Mar 22)
Doubles allowed:	2	Lauppe, Meika vs Belmont (Feb 15)
	2	Creager, Cambree vs Florida (Feb 21)
	2	Creager, Cambree vs Oregon State (Mar 2)
Triples allowed:	1	Creager, Cambree vs Maryland (Feb 6)
Homers allowed:	2	Creager, Cambree at UCF (Mar 15)
Wild pitches:	3	Brown, Kenzie vs UNLV (Mar 18)
	3	Brown, Kenzie vs Arizona (Mar 21)
Hit batters:	3	Brown, Kenzie vs Utah State (Mar 1)



## THE LAST TIME

### BATTING

#### AN ASU TEAM

Had 10+ hits	12; at Stetson-2 (3/12/25)
Had 15+ hits	16; UTEP (3/1/25)
Scored 5+ runs	7; at UCF (3/16/25)
Scored 10+ runs	14; at Stetson-2 (3/12/25)
Scored 15+ runs	15; Miami (OH) (2/7/25)
Scored 20+ runs	21; Grand Canyon (4/6/21)
Hit 4+ doubles	4; Utah State (3/1/25)
Hit a triple	1; Arizona (3/21/25)
Hit 2+ triples	2; Oregon State (5/8/24)
Hit 2+ home runs	2; BYU (3/8/25)
Hit 3+ home runs	3; New Mexico State (2/23/25)
Hit 4+ home runs	4; Boise State (3/4/23)
Hit 5+ home runs	6; UTEP (3/6/21)
Hit 6+ home runs	6; UTEP (3/6/21)
Stole 4+ bases	4; UNLV (3/18/25)
10+ Runners LOB	13; Seattle U (2/28/25)

#### A SUN DEVIL PLAYER

Had 3+ hits	Tanya Windle [3] vs Arizona (3/21/25)
Had 4+ hits	Tiare Ho-Ching [4] vs Seattle U (2/28/25)
Scored 3+ runs	AJ Murphy [3] vs Miami (OH) (2/7/25)
Scored 4+ runs	Jazmine Hill [4] vs Illinois State (2/19/22)
Had 4+ RBIs	Nehanda Lewis [4] vs Weber State (2/14/25)
Had 5+ RBIs	Jazmine Hill [7] vs Michigan State (3/4/23)
Had 6+ RBIs	Jazmine Hill [7] vs Michigan State (3/4/23)
Had 7+ RBIs	Jazmine Hill [7] vs Michigan State (3/4/23)
Hit 2+ doubles	Samantha Swan [2] vs Arizona (3/22/25)
Hit a triple	Tanya Windle vs Arizona (3/21/25)
Hit 2+ triples	Makenna Harper [2] vs CSUN (2/9/23)
Hit 2+ home runs	AJ Murphy [2] vs Miami (OH) (2/7/25)
Hit walk-off home run	Audrey LeClair vs California (4/27/24)
Hit a grand slam	Sara Kinch at Arizona (4/21/24)
Led off 1st inn. with HR	Tanya Windle vs Maryland (2/6/25)
Stole 3+ bases	Yanni Acuña [5] at Utah (4/8/23)
Stole 4+ bases	Yanni Acuña [5] at Utah (4/8/23)
Stole 5+ bases	Yanni Acuña [5] at Utah (4/8/23)
Drew 3+ walks	Lillian Holtje [3] vs Yale (2/28/25)
Drew 4+ walks	Cheyenne Coyle [4] vs Arizona (3/30/14)

#### AN OPPOSING TEAM

Had 10+ hits	12; at UCF (3/15/25)
Had 15+ hits	15; California (4/26/24)
Scored 5+ runs	5; Arizona (3/22/25)
Scored 10+ runs	11; at UCF (3/15/25)
Scored 15+ runs	15; Arizona (4/17/21)
Hit 4+ doubles	4; UCLA (5/5/24)
Hit a triple	1; Maryland (2/6/25)
Hit 2+ triples	2; Washington (3/31/23)
Hit 2+ home runs	2; at UCF (3/15/25)
Stole 4+ bases	4; Washington (4/2/23)
10+ Runners LOB	10; Arizona (3/23/25)

#### AN OPPOSING PLAYER

Had 3+ hits	Dakota Kennedy [3] vs Arizona (3/22/25)
Had 4+ hits	Shelby Kunkel [4] vs Miami (OH) (2/8/25)
Scored 3+ runs	Izzy Mertes [3] at UCF (3/15/25)
Had 3+ RBIs	Devyn Nez [3] vs Arizona (3/22/25)
Hit 2+ doubles	Marissa Burchard [2] vs UTEP (3/1/25)
Hit a triple	Madison Runyan vs Maryland (2/6/25)
Hit 2+ home runs	Beth Damon [2] at UCF (3/15/25)

### PITCHING

#### AN ASU TEAM

Threw a no-hitter	vs Arizona [5 inn.] (3/27/22)
Threw a perfect game	vs Arizona [5 inn.] (3/27/22)
Threw a shutout	at UCF (3/14/25)
Recorded 10+ strikeouts	11; UNLV (3/18/25)
Recorded 15+ strikeouts	18; BYU (3/6/25)

#### A SUN DEVIL PLAYER

Threw a no-hitter	Marissa Schuld vs Arizona [5 inn.] (3/27/22)
Threw a perfect game	Marissa Schuld vs Arizona [5 inn.] (3/27/22)
Threw a shutout	Kenzie Brown at UCF (3/14/25)
Recorded 10+ strikeouts	Kenzie Brown [10] UNLV (3/18/25)
Recorded 15+ strikeouts	Kenzie Brown [18] vs BYU (3/6/25)
Gave up 10+ hits	Deborah Jones [13] at Arizona (4/21/24)
Walked 5+ batters	Kenzie Brown [5] vs Arizona (3/23/25)

#### AN OPPOSING TEAM

Threw a no-hitter	vs UCF (3/17/23)
Threw a shutout	vs Utah (4/14/24)
Recorded 10+ strikeouts	12; Belmont (2/15/25)
Recorded 15+ strikeouts	15; at Oklahoma State (3/17/23)

#### AN OPPOSING PLAYER

Threw a no-hitter	Grace Jewell vs UCF (3/17/23)
Threw a shutout	Isabella Vega at UCF (3/15/25)
Recorded 10+ strikeouts	Maya Johnson [12] vs Belmont (2/15/25)
Recorded 15+ strikeouts	Kelly Maxwell [15] at Oklahoma State (3/17/23)
Gave up 10+ hits	Anisa Reynolds [14] vs UTEP (3/1/25)
Walked 5+ batters	Ruby Meylan [5] vs Washington (4/2/23)

### FIELDING

#### AN ASU TEAM

Did not commit an error	vs Arizona (3/23/25)
Committed 2+ errors	2; BYU (3/7/25)
Turned a double play	2; Arizona (3/22/25)
Turned a triple play	

#### A SUN DEVIL PLAYER

Recorded 10+ putouts	Ayden Allen [10] vs Arizona (3/22/25)
Recorded 15+ putouts	Samantha Swan [18] vs BYU (3/6/25)
Recorded 5+ assists	Tiare Ho-Ching [5] at UCF (3/15/25)
Committed 2+ errors	Tiare Ho-Ching [2] vs UTEP (3/1/25)

#### AN OPPOSING TEAM

Did not commit an error	vs Arizona (3/21/25)
Committed 2+ errors	3; at UCF (3/16/25)
Turned a double play	2; vs BYU (3/7/25)
Turned a triple play	

#### AN OPPOSING PLAYER

Recorded 10+ putouts	Ashleigh Griffin [10] at UCF (3/16/25)
Recorded 15+ putouts	Tuck [15] at Oklahoma State (3/17/23)
Recorded 5+ assists	Taylor Fitch [5] vs Seattle U (2/28/25)
Committed 2+ errors	Kaylee Oh [2] vs Miami (OH) (2/7/25)

### MISCELLANEOUS













#### AN ASU TEAM

Won in extra-innings	5-4 [8] vs BYU (3/8/25)
Won by run-rule	14-5 [5] at Stetson (3/12/25)
6+ runs in an inning	8 [1st] at Stetson (3/12/25)
10+ runs in an inning	10 [5th] vs Miami (OH) (2/7/25)



## BIG 12 STANDINGS (Through March 24)



		BIG 12 GAMES								ALL GAMES								
		W	L	%	GB	RS-RA	+/-	H	A	W	L	T	%	RS-RA	+/-	H	A	N
	Texas Tech	5	1	.833	--	33-11	+22	2-1	3-0	24	9	0	.727	206-83	+123	9-1	5-6	10-2
	Arizona	6	3	.667	0.5	49-26	+23	4-2	2-1	29	5	0	.853	268-102	+166	20-4	5-1	4-0
	BYU	4	2	.667	1.0	31-17	+14	0-0	4-2	19	6	0	.760	151-56	+95	0-0	7-2	12-4
	Iowa State	4	2	.667	1.0	20-19	+1	0-0	4-2	14	14	0	.500	132-146	-14	0-0	5-7	9-7
	Oklahoma State	4	3	.571	1.5	24-19	+5	3-1	1-2	19	7	0	.731	134-75	+59	5-1	4-2	10-4
	Arizona State	5	4	.556	1.5	26-38	-12	3-3	2-1	23	10	0	.697	173-129	+44	19-8	4-2	0-0
	Kansas	3	3	.500	2.0	34-29	+5	0-0	3-3	14	12	0	.538	129-93	+36	1-2	4-6	9-4
	UCF	3	6	.333	3.5	32-33	-1	1-5	2-1	20	14	1	.586	129-99	+30	16-9	3-2	1-3-1
	Utah	2	4	.333	3.0	28-36	-8	2-1	0-3	11	22	0	.333	137-185	-48	2-1	2-8	7-13
	Houston	2	5	.286	3.5	23-38	-15	2-4	0-1	16	11	0	.593	163-163	0	11-7	0-4	5-0
	Baylor	2	7	.222	4.5	15-49	-34	1-5	1-2	13	19	0	.406	130-154	-24	7-9	2-5	4-5

2025 BIG 12 SOFTBALL  
PRESEASON POLL

1. Oklahoma State - 99 (9)
2. Texas Tech - 90 (2)
3. Arizona - 81
4. Baylor - 75
5. BYU - 54
6. Utah - 52
7. UCF - 51
8. **Arizona State - 36**
9. Kansas - 34
10. Iowa State - 23
11. Houston - 10

2025 BIG 12 SOFTBALL  
PRESEASON TEAM

Dakota Kennedy, Arizona, Jr., OF\*  
 Regan Shockey, Arizona, So., UTL\*  
**Kelsey Hall, Arizona State, Gr., OF**  
 Turiya Coleman, Baylor, Sr., C/INF  
 Shaylon Govan, Baylor, Sr., INF\*  
 Lily Owens, BYU, Jr., UTL\*  
 Angelina Allen, Iowa State, Sr., OF  
 Katie Brooks, Kansas, Sr., P/UTL  
 Presley Limbaugh, Kansas, Jr., OF  
 RyLee Crandall, Oklahoma State, Jr., P  
 Megan Delgadillo, Oklahoma State, Gr., OF  
 Tallen Edwards, Oklahoma State, Jr., UTL  
 Karli Godwin, Oklahoma State, So., INF  
 Ruby Meylan, Oklahoma State, Jr., P  
 Claire Timm, Oklahoma State, Jr., OF  
 NiJaree Canady, Texas Tech, Jr., P\*  
 Mihyia Davis, Texas Tech, Jr., OF  
 Kaylah Nelsen, Utah, Sr., OF

\*unanimous selection

BIG 12 TEAM LEADERS  
Average

.369 Arizona (6)  
 .315 Texas Tech (49)  
 .314 Oklahoma St. (50)  
**.313 Arizona St. (54)**  
 .306 BYU (69)

## On Base Pct

.455 Arizona (9)  
 .431 Houston (18)  
 .399 BYU (54)  
 .393 Texas Tech (66)  
 .388 Oklahoma St. (78)

## Slugging Pct

.598 Arizona (15)  
 .512 BYU (42)  
**.499 Arizona St. (53)**  
 .495 Oklahoma St. (58)  
 .481 Texas Tech (65)

## ERA

1.96 BYU (6)  
 2.02 Texas Tech (9)  
 2.41 Oklahoma St. (25)  
 2.42 Arizona (26)  
 2.56 UCF (36)

## WHIP

1.00 Texas Tech (6)  
 1.10 Arizona (13)  
 1.15 BYU (19)  
 1.19 UCF (28)  
 1.25 Oklahoma St. (39)

## Strikeouts per Seven Innings

7.39 Oklahoma St. (13)  
**7.24 Arizona St. (16)**  
 6.93 Texas Tech (20)  
 5.87 BYU (59)  
 5.54 Arizona (77)

BIG 12 BATTING LEADERS  
Average

.429 Kaiah Altmeyer, Arizona (75)  
 .429 Tia Warsop, Oklahoma St. (75)  
 .416 Regan Shockey, Arizona (116)  
 .412 Presley Limbaugh, Kansas (130)  
 .398 Illove'a Brittingham, BYU

## Slugging Pct

.771 Devyn Netz, Arizona (80)  
 .750 Lindy Milkowski, BYU (97)  
 .723 Illove'a Brittingham, BYU (129)  
 .714 Sydney Stewart, Arizona (141)  
 .713 Brooke Wells, Houston (142)

## Hits

52 Regan Shockey, Arizona (3)  
 44 Mihyia Davis, Texas Tech (26)  
 42 Kaiah Altmeyer, Arizona (50)  
**42 Tanya Windle, Arizona St. (50)**  
 40 Kaylah Nelson, Utah (79)

## Home Runs

10 Devyn Netz, Arizona (37)  
 10 Miranda Stoddard, Arizona (37)  
 9 Sydney Stewart, Arizona (60)  
 8 Four tied (81)

## RBIs

41 Devyn Netz, Arizona (15)  
 39 Kaiah Altmeyer, Arizona (23)  
 36 Sydney Stewart, Arizona (41)  
**35 Kelsey Hall, Arizona St. (48)**  
 33 Brooke Wells, Houston (63)

## Stolen Bases

18 Megan Delgadillo, Oklahoma St. (24)  
 16 Mihyia Davis, Texas Tech (35)  
 16 Regan Shockey, Arizona (35)  
 13 Logan Halleman, Texas Tech (79)  
 12 Two tied (92)

BIG 12 PITCHING LEADERS  
ERA

0.64 NiJaree Canady, Texas Tech (3)  
**0.98 Kenzie Brown, Arizona St. (5)**  
 1.00 Kaitlyn Felton, UCF (6)  
 1.03 Ruby Meylan, Oklahoma St. (8)  
 1.13 Kaysen Korth, BYU (12)

## Hits Allowed per Seven Innings

3.71 Ruby Meylan, Oklahoma St. (8)  
**3.83 Kenzie Brown, Arizona St. (11)**  
 3.91 NiJaree Canady, Texas Tech (14)  
 4.53 Isabella Vega, UCF (32)  
 4.61 Kaysen Korth, BYU (34)

## Strikeouts

**137 Kenzie Brown, Arizona St. (4)**  
 137 NiJaree Canady, Texas Tech (4)  
 113 Ruby Meylan, Oklahoma St. (19)  
 68 Devyn Netz, Arizona (89)  
 67 Yessenia Lopez, UCF (92)

## Strikeouts per Seven Innings

**11.2 Kenzie Brown, Arizona St. (3)**  
 10.9 NiJaree Canady, Texas Tech (4)  
 8.9 Ruby Meylan, Oklahoma St. (27)  
 7.2 Saya Swain, Arizona (92)  
 6.8 Isabella Vega, UCF (137)

## WHIP

0.67 NiJaree Canady, Texas Tech (2)  
 0.86 Isabella Vega, UCF (15)  
 0.87 Ruby Meylan, Oklahoma St. (18)  
 0.90 Kaysen Korth, BYU (24)  
**0.92 Kenzie Brown, Arizona St. (28)**

## Wins

**12 Kenzie Brown, Arizona St. (12)**  
 12 Ruby Meylan, Oklahoma St. (12)  
 12 Devyn Netz, Arizona (12)  
 10 Kaysen Korth, BYU (37)  
 10 NiJaree Canady, Texas Tech (37)



NATIONAL POLLS

NFCA / GOROUT				
Poll No. 7 -- March 25				
RK	SCHOOL	WLT	PTS	LW
1.	Texas (16)	31-2	757	2
2.	Oklahoma (14)	29-1	756	1
3.	LSU	29-2	700	3
4.	Florida	30-4	697	4
5.	Texas A&M	26-5	633	5
6.	Oregon	29-3	602	8
7t.	Florida State	29-5	573	9
7t	UCLA	28-5	573	6
9.	Tennessee	26-6	526	7
10.	South Carolina	24-6	467	11
11.	Arizona	29-5	466	10
12.	Arkansas	23-6	420	14
13.	Stanford	23-3	374	17
14.	Texas Tech	24-9	365	12
15.	Georgia	23-8	356	13
16.	Virginia Tech	25-5	333	16
17.	Oklahoma State	19-7	293	15
18.	Mississippi State	27-6	255	18
19.	Ole Miss	26-6	188	20
20.	Nebraska	23-8	165	21
21.	Duke	21-12	127	19
22.	Ohio State	25-6-1	113	25
23.	Florida Atlantic	29-5	100	22
24.	Virginia	24-8	56	NR
25.	Auburn	21-11	41	23

ESPN / USA SOFTBALL				
Poll No. 7 -- March 25				
RK	SCHOOL	WLT	PTS	LAST
1.	Texas (17)	31-2	617	2
2.	Oklahoma (8)	29-1	605	1
3.	LSU	29-2	563	3
4.	Florida	30-4	554	4
5.	Texas A&M	26-5	504	6
6.	Oregon	29-3	472	8
7.	UCLA	28-5	469	5
8.	Florida State	29-5	467	9
9.	Arizona	29-5	399	T10
10.	Tennessee	26-6	397	7
11.	South Carolina	24-6	389	T10
12.	Virginia Tech	25-5	333	14
13.	Texas Tech	24-9	315	12
14.	Arkansas	23-6	312	16
15.	Oklahoma State	19-7	289	13
16.	Stanford	23-3	256	17
17.	Georgia	23-8	248	15
18.	Mississippi State	27-6	189	19
19.	Duke	21-12	140	18
20.	Nebraska	23-8	129	21
21.	Ole Miss	26-6	122	20
22.	Virginia	24-8	97	23
23.	Ohio State	25-6-1	84	25
24.	Liberty	27-6	65	22
25.	Alabama	22-12	39	24

NCAA RPI			
Through March 24			
RK	SCHOOL	WLT	ASU RESULT
1.	Florida	30-4	L, 9-1
2.	Texas A&M	26-5	
3.	LSU	29-2	
4.	South Carolina	24-6	
5.	Texas	31-2	
6.	Duke	21-12	
7.	Stanford	23-3	
8.	Auburn	21-11	
9.	Florida State	29-5	
10.	Arkansas	23-7	

Big 12 Schools			
11.	Arizona	29-5	L L W
15.	Oklahoma State	19-7	Apr. 2
19.	Texas Tech	24-9	Apr. 25-27
<b>24. Arizona State</b>		<b>23-10</b>	
33.	UCF	20-14-1	W L W
38.	BYU	19-6	W L W
44.	Houston	17-11	
63.	Kansas	14-12	Apr. 4-6
<b>70. Iowa State</b>	<b>14-14</b>	<b>Mar. 28-30</b>	
74.	Baylor	13-19	Apr. 17-19
104.	Utah	10-23	Apr. 11-13

ASU Opponents			
1.	Florida	30-4	L, 9-1
20.	Oregon	29-3	W, 4-3
25.	California	23-7	W, 6-4
34.	Washington	23-9	W, 4-1
50.	Grand Canyon	23-6	L, 3-0 / Apr. 15
54.	Belmont	24-8	L, 5-1
55.	Stetson	18-17	W, 5-2 / W, 14-5
58.	Seattle U	20-9	W, 7-6
87.	Maryland	14-15	W, 7-1
92.	Utah State	16-13	W, 4-1
109.	Oregon State	14-13	W, 9-2 / L, 6-3
112.	New Mexico State	18-14	W, 5-1
127.	Miami (OH)	16-15	W, 15-7 / L, 12-4
130.	California Baptist	15-17	W, 8-1
136.	UNLV	17-14	W, 4-1
157.	North Dakota	16-16	L, 10-1
168.	Weber State	10-22	W, 11-0
176.	UTEP	12-16	W, 11-4 / Apr. 9
185.	Yale	15-13	W, 9-1
191.	Utah Valley	8-19	W, 4-3
254.	Portland State	5-26	W, 10-3

SUN DEVILS IN THE POLLS

POLL	PRE Jan 28	1 Feb 11	2 Feb 18	3 Feb 25	4 Mar 4	5 Mar 11	6 Mar 18	7 Mar 25	8 Apr 1	9 Apr 8	10 Apr 15	11 Apr 22	12 Apr 29	13 May 6	14 May 13	15 May 20
USA Today / NFCA	--	--	--	--	--	--	RV	RV								
ESPN / USA Softball	--	--	--	--	--	--	RV	RV								
D1 Softball	--	--	--	--	--	--	23	25								
Softball America	--	--	--	--	--	--	--	--								
NCAA RPI	--	--	--	--	40	30	26	24								
D1 Softball Diamond	--	--	--	--	--	--	35	30								

SUN DEVIL NFCA POLL HISTORY

Since 1995

First Poll Appearance	No. 22
	March 20, 1996
Highest Ranking All-Time	No. 1
	(14x) Last: January 24, 2012
Total Polls Ranked	367
Most Consecutive Polls Ranked	168
	February 21, 2006 – April 20, 2016

Most Consecutive Polls Ranked No. 1	6
	(2x) Last: April 26, 2011 – January 24, 2012
Most Consecutive Polls Ranked Top 10	70
	March 28, 2006 – May 11, 2010
Last Time Ranked	No. 22
	March 14, 2023
Polls Since	34



## TEAM RANKINGS

Through March 24	Stat	Big 12	NCAA
Batting Average	.313	4	54
On Base Percentage	.386	6	90
Slugging Percentage	.499	3	53
Scoring	5.24	5	105
Total Runs	173	3	68
Hits	270	3	35
Doubles per Game	1.45	3	75
Doubles	48	2	46
Triples per Game	0.12	11	210
Triples	4	8	163
Home Runs per game	1.06	3	54
Home Runs	35	2	35
RBI's Per Game	4.94	5	84
Runs Batted In	163	3	54
Stolen Bases per Game	1.15	4	113
Total Stolen Bases	38	4	86
Earned Run Average	3.14	6	63
WHIP	1.28	6	44
Shutouts	3	7	115
Hits Allowed Per 7 Innings	6.52	6	240
Strikeouts Per 7 Innings	7.24	2	16
Strikeout-to-Walk Ratio	2.99	3	16
Fielding Percentage	.966	5	87
Double Plays per Game	0.21	11	215
Double Plays	7	11	165
WL Percentage	.697	5	52

## HONORS

**KENZIE BROWN**

- D1 Softball Pitcher Rankings (#18 - March 12)

**CAMBREE CREAGER**

- D1 Softball D100 Freshman Watch List
- Softball America Freshman Watch List

**KELSEY HALL**

- Big 12 Preseason Team

**TIARE HO-CHING**

- D1 Softball D100 Freshman Watch List
- Softball America Freshman Watch List
- SA Big 12 Freshman Ranking (#5 - March 25)

**ASHLEIGH MEJIA**

- SA Big 12 Freshman Ranking (#10 - March 25)

**JULIANNE TIPTON**

- D1 Softball D100 Freshman Watch List
- Softball America Freshman Watch List

**TANYA WINDLE**

- D1 Softball Preseason #30 Outfielder

## INDIVIDUAL RANKINGS (Through March 24)

Player	Statistic	Stat	Big 12	NCAA
Kenzie Brown	Complete Games	4	4	189
	Earned Run Average	0.98	2	5
	Hit Batters	11	7	147
	Hits Allowed Per Seven Innings	3.83	2	11
	Innings Pitched	86	4	72
	Pitching Appearances	19	7	99
	Saves	2	4	47
	Shutouts	2	5	64
	Strikeouts	137	1	4
	Strikeouts Per Seven Innings	11.2	1	3
	Strikeout-to-Walk Ratio	4.28	7	46
	Victories	12	1	12
	WHIP	0.92	5	28
Tiare Ho-Ching	Assists	72	4	32
	Assists Per Game	2.18	7	83
	Doubles	9	4	74
	Hit By Pitch	10	2	10
	Hit by Pitch per Game	0.30	2	27
	Stolen Bases	8	10	237
Kelsey Hall	Hits	38	6	114
	Home Runs	8	4	81
	RBI's	35	4	48
	Runs Batted In Per Game	1.06	7	84
	Slugging Percentage	.667	10	208
	Total Bases	68	3	86
Meika Lauppe	Games Started	12	3	133
	Innings Pitched	64	12	238
	Pitching Appearances	22	4	30
	Saves	3	2	15
	Strikeout-to-Walk Ratio	4.7	4	35
	Walks Allowed Per Seven Innings	1.09	5	24
	WHIP	1.05	8	57
Ashleigh Mejia	Home Runs	8	4	81
	Home Runs Per Game	0.26	7	121
Samantha Swan	Caught Stealing By	6	2	75
	Doubles	9	4	74
	Toughest to Strike Out	18.6	3	123
Julianne Tipton	Pitching Appearances	18	10	152
Tanya Windle	Doubles	11	3	23
	Doubles Per Game	0.33	3	65
	Hits	42	3	50
	Sacrifice Flies	2	4	147
	Total Bases	68	3	86
	Triples Per Game	0.09	5	113



## ALBERTA B. FARRINGTON SOFTBALL STADIUM



Arizona State University will celebrate the 25th anniversary of Alberta B. Farrington Softball Stadium this season, which was unveiled in 2000 as the home of Sun Devil Softball. During its time as one of the premier softball facilities in the country, Farrington Stadium has welcomed over 800,000 spectators to witness ASU

win nearly 700 games, hosting 11 Regionals and nine Super Regionals. Those large crowds have created an amazing home environment known across the country as Club Farrington.

Farrington Stadium features individual seats in the lower section between the dugouts and chair-back bleachers in the upper sections, with a capacity for 1,535 fans. The new Lapan Sunshine Devil Deck will open in 2025 above the clubhouse down the third baseline, and a grass berm located just beyond the first base dugout provides an additional spectator area.

The stadium has several amenities that make it one of the premier softball stadiums in the country. Sunken dugouts are lighted for night games and have recessed, individual bat slots and locker room access. The playing surface and outfield grass were completely replaced during the offseason. In addition, there is a built-in concession stand, a team shop, restrooms and locker rooms for the visiting team and officials.

Upgrades to the Sun Devil clubhouse were completed last spring to give the team a modern locker room and team area. The redesigned space also added new coaches' offices, locker areas, and a new training room.

The Betsy and Kent Bro Softball Hitting Facility, located down the left field line, opened in 2020 and provides the Sun Devils year-round access to batting cages and the latest technology.

After adding a press box and extending the outfield fences before the 2013 season, Farrington was again upgraded before the beginning of the 2014 season. Solar panels were added above the stands, providing shade to most in the upper deck seats. The facility has also received two major awards for design and excellence in architecture.



## STADIUM FACTS

Opened (Capacity)	2000 (1,535)
Dimensions	L-202 C-210 R-202
All-Time Stadium Record	691-210 (.767)
All-Time Attendance (Average)	836,538 (982)

## TOP 10 LARGEST CROWDS (Since 2010)

1.	2,264	Arizona	Mar. 30, 2014
2.	2,259	Arizona	Mar. 18, 2016
3.	2,243	Arizona	Mar. 28, 2014
4.	2,239	Arizona	Mar. 29, 2014
5.	2,226	Southern Miss	Apr. 26, 2014
6.	2,212	Arizona	Mar. 18, 2016
7.	2,203	Arizona	Mar. 23, 2012
8.	2,199	Arizona	Mar. 24, 2012
9.	2,188	UCLA	May 10, 2014
10.	2,176	Stanford	Mar. 22, 2014

## 2025 LARGEST CROWDS

1.	2,038	Arizona	Mar. 22
2.	1,979	Arizona	Mar. 21
3.	1,959	Arizona	Mar. 23
4.	1,566	Seattle & Yale	Feb. 28
5.	1,533	BYU	Mar. 8
6.	1,504	Florida & California Baptist	Feb. 21
7.	1,485	Washington & Belmont	Feb. 15
8.	1,358	UTEP & Utah State	Mar. 1
9.	1,175	North Dakota & Weber State	Feb. 14
10.	1,155	UNLV	Mar. 18
11.	1,136	Utah Valley	Feb. 16
12.	1,124	BYU	Mar. 7
13.	1,108	New Mexico State	Feb. 23
14.	1,047	BYU	Mar. 6
15.	1,040	(2x) Oregon State	Mar. 2



## COACHING STAFF



## MEGAN BARTLETT

Hometown ..... Terre Haute, Ind.  
Education ..... University of Notre Dame, 2005  
MBA ..... Loyola University Chicago, 2007  
JD ..... Northern Illinois, 2012  
Twitter ..... @coachcbartlett

## COACHING CAREER

Loyola Chicago, GA ..... 2005-07  
Northern Illinois, Assistant ..... 2007-12  
DePaul, Volunteer ..... 2013-14  
Purdue, Assistant ..... 2014-15  
Ball State, Head Coach ..... 2016-20  
Texas, Assistant ..... 2021-22  
Arizona State, Head Coach ..... 2023-

Megan Bartlett took over as head coach of the Arizona State softball program in the summer of 2022, becoming the eighth head coach in the program's history.

With the start of a new season, Bartlett has a 183-165 (.526) career record that includes a 42-57 mark in her two seasons leading the Sun Devils.

With Bartlett at the helm, ASU saw Yanni Acuña be named NFCA All-American, NFCA All-Region, All-Pac-12 Conference, CSC Academic All-American and CSC Academic All-District. Jordan VanHook was also named All-Region, and Kylee Magee was named to the Pac-12 All-Freshman Team.

Bartlett guided the Sun Devils through a roster overhaul to finish 2023 with a 22-26 overall record. That included a series win over Women's College World Series participant Washington and an eight-game winning streak early in the season.

Prior to taking the Sun Devils, Bartlett spent two seasons as an assistant coach at the University of Texas. That followed five seasons in Indiana as a head coach building the Ball State softball program.

As the head coach at Ball State for five seasons (2016-20), Bartlett led the program to a 141-108 overall record (.567) while registering three consecutive 30-win seasons from 2017-19. Over that stretch, she helped guide the Cardinals to the 2018 Mid-American Conference (MAC) West Division title with that season's 37 victories marking the fourth-most wins in a single season in program history.

Bartlett began her coaching career as a graduate assistant coach at Loyola University Chicago (2005-07), where she was part of the 2007 Horizon League Coaching Staff of the Year while helping her squad to the league's regular season title.

From there, she moved on to become an assistant coach at Northern Illinois (2007-12), working with infielders and outfielders while also serving as the recruiting coordinator, offensive coordinator and camp coordinator.

After spending a single campaign at DePaul as a volunteer assistant coach for the 2014 Big East regular season and tournament champions (44-11), Bartlett moved on to become an assistant coach at Purdue (2014-15).

Bartlett was a four-year letter winner at Notre Dame (2002-05) under her maiden name Megan Ciolli, helping power the Irish to four NCAA Regional appearances, four Big East regular season championships and two Big East Tournament titles. A two-time NFCA All-American (2004, 2005), she captained the 2005 squad to a 46-15 mark while helping secure the program's first-ever NCAA Regional home contests.

The 2004 Big East Player of the Year, Bartlett completed her playing career at Notre Dame as the program's leader in hits (284) and stolen bases (76) while finishing in the top five in batting average (second - .368) and runs scored (second - 161). She also finished ranked in the UND career top 10 in doubles (ninth - 37), triples (seventh - 9), HRs (ninth - 13) and RBIs (10th - 101).

Bartlett graduated from the University of Notre Dame with a bachelor's degree of business administration in managerial consulting in 2005. She completed her master's of business administration in healthcare administration at Loyola University Chicago in 2007 and went on to earn a juris doctor from Northern Illinois in 2012.

A licensed attorney in the state of Illinois, she is married to Mike Bartlett, a former professional hockey player, and they have two daughters, Vivian and Maren.

## ASSISTANT COACHES



**JOSH BLOOMER**  
Assistant Coach  
(Hitting Coach)  
First Season



**JEREMY MANLEY**  
Assistant Coach  
(Pitching Changes)  
Third Season



**HAILEY DECKER**  
Assistant Coach  
(1st Base Coach)  
Second Season

## BARTLETT'S COACHING RECORD

Year	School	OVERALL				CONFERENCE			
		W	L	T	%	W	L	T	%
2016	Ball State	22	32	0	.407	8	16	0	.333
2017	Ball State	30	28	0	.517	14	10	0	.583
2018	Ball State	37	19	0	.661	16	7	0	.696
2019	Ball State	34	20	0	.630	9	8	0	.529
2020	Ball State	18	9	0	.667				
2023	Arizona State	22	26	0	.458	6	18	0	.250
2024	Arizona State	20	31	0	.392	3	21	0	.125
2025	Arizona State	23	10	0	.697	5	4	0	.556
<b>8 Season Career</b>		<b>206</b>	<b>175</b>	<b>0</b>	<b>.541</b>	<b>61</b>	<b>84</b>	<b>0</b>	<b>.421</b>
3 Seasons @ Arizona State		65	67	0	.492	14	43	0	.246
5 Seasons @ Ball State		141	108	0	.566	47	41	0	.534

## SUPPORT STAFF



**Mary Iakopo**  
Dir. of Player Development



**Andrew Hrnacar**  
Grad Assistant



**Morgan Hornback**  
Grad Assistant



**Kayla Lissy**  
Grad Assistant



**Hayden Corrado**  
Manager



**Lexi Ruiz**  
Dir. of Operations



**Peter Alosi**  
Strength & Conditioning



**Emily Wolfe**  
Athletic Trainer



SEASON STATISTICS

ALL GAMES Minimum 2.5 Plate Appearances per game | Players must play in 75% of their team's games

SEASON	AVG	OBP	SLG	OPS	GP	GS	AB	R	H	2B	3B	HR	RBI	BB	HBP	SO	SF	SH	SB	ATT
AJ Murphy	.385	.429	.569	.998	26	26	65	12	25	3	0	3	16	3	2	4	0	4	1	1
Tanya Windle	.382	.417	.618	1.035	33	33	110	26	42	11	3	3	17	6	2	8	2	0	5	6
Kelsey Hall	.373	.435	.667	1.101	33	33	102	15	38	6	0	8	35	11	1	17	1	0	0	0
Samantha Swan	.333	.370	.462	.832	33	33	93	13	31	9	0	1	8	6	0	5	1	0	3	3
Tiare Ho-Ching	.317	.407	.525	.932	33	33	101	26	32	9	0	4	22	6	10	10	1	1	8	11
Takyla Davis	.262	.385	.338	.723	31	28	65	16	17	2	0	1	10	10	3	19	0	2	2	4
Ashleigh Mejia	.253	.330	.560	.891	31	31	91	16	23	4	0	8	21	8	3	15	1	2	1	3
Lillian Holtje	.241	.423	.517	.940	31	19	58	9	14	1	0	5	12	16	3	9	1	0	1	1
Nehanda Lewis	.296	.377	.370	.747	29	18	54	9	16	1	0	1	7	4	3	7	0	2	4	6
Yannixa Acuña	.289	.353	.333	.686	27	17	45	11	13	0	1	0	7	4	1	5	1	1	6	7
Grace Molitor	.280	.357	.400	.757	29	12	25	11	7	0	0	1	1	3	0	7	0	2	6	6
Ayden Allen	.233	.277	.279	.556	24	14	43	2	10	2	0	0	5	3	0	4	1	0	0	0
Sydney Saenz	.200	.273	.200	.473	14	0	10	3	2	0	0	0	2	1	0	2	0	1	1	1
Jolee Benson	.000	.000	.000	.000	1	0	1	0	0	0	0	0	0	0	0	0	0	0	0	0
Maddie Okano	.000	.000	.000	.000	11	0	1	4	0	0	0	0	0	0	0	0	0	0	0	0
Totals	.313	.386	.499	.885	33	33	864	173	270	48	4	35	163	81	28	112	9	15	38	49
Opponents	.242	.318	.327	.644	33	33	869	129	210	27	1	15	116	78	22	233	7	13	27	33

ALL GAMES Minimum 1 IP / Team Game

PITCHER	ERA	WHIP	BAA	W	L	APP	GS	CG	SHO	SV	IP	H	R	ER	BB	SO	2B	3B	HR	WP	HBP
Kenzie Brown	0.98	0.92	.157	12	2	19	8	4	2	2	86.0	47	24	12	32	137	8	0	4	14	11
Meika Lauppe	2.52	1.05	.236	5	4	22	12	1	1	3	64.0	57	29	23	10	47	6	0	3	5	4
Julianne Tipton	5.46	1.70	.281	4	1	18	5	0	0	0	42.1	50	38	33	22	31	6	0	3	6	2
Cambree Creager	7.00	2.12	.376	2	3	12	8	1	0	0	33.0	56	38	33	14	18	7	1	5	3	5
Totals	3.14	1.28	.242	23	10	33	33	6	3	5	225.1	210	129	101	78	233	27	1	15	28	22
Opponents	5.02	1.68	.313	10	23	33	33	10	2	1	209.1	270	173	150	81	112	48	4	35	24	28

PITCHER	W%	K/7	BB/7	K/BB	H/7	2B/7	3B/7	HR/7
Kenzie Brown	.857	11.15	2.60	4.28	3.83	0.65	0.00	0.33
Meika Lauppe	.556	5.14	1.09	4.70	6.23	0.66	0.00	0.33
Julianne Tipton	.800	5.13	3.64	1.41	8.27	0.99	0.00	0.50
Cambree Creager	.400	2.98	2.97	1.29	11.88	1.48	0.21	1.06
Totals	.697	7.24	2.42	2.99	6.52	0.84	0.03	0.47
Opponents	.303	3.75	2.71	1.38	9.03	1.61	0.13	1.17



## SEASON STATISTICS

**BIG 12 GAMES** Minimum 2.5 Plate Appearances per game | Players must play in 75% of their team's games

SEASON	AVG	OBP	SLG	OPS	GP	GS	AB	R	H	2B	3B	HR	RBI	BB	HBP	SO	SF	SH	SB	ATT
AJ Murphy	.474	.500	.526	1.026	9	9	19	1	9	1	0	0	3	0	1	2	0	3	0	0
Samantha Swan	.308	.308	.462	.769	9	9	26	3	8	4	0	0	0	0	0	0	0	0	1	1
Tanya Windle	.300	.323	.433	.756	9	9	30	1	9	2	1	0	0	0	1	2	0	0	0	0
Ashleigh Mejia	.276	.300	.690	.990	9	9	29	5	8	0	0	4	7	1	0	4	0	0	0	0
Tiare Ho-Ching	.250	.364	.429	.792	9	9	28	4	7	2	0	1	3	3	2	4	0	0	0	0
Kelsey Hall	.207	.258	.448	.706	9	9	29	4	6	1	0	2	7	2	0	6	0	0	0	0
Yannixa Acuña	.190	.308	.190	.498	9	9	21	1	4	0	0	0	1	3	1	2	1	0	2	2
Takyla Davis	.200	.273	.200	.473	9	9	20	3	4	0	0	0	1	1	1	6	0	0	0	0
Ayden Allen	.167	.167	.167	.333	7	3	12	0	2	0	0	0	0	0	0	3	0	0	0	0
Nehanda Lewis	.167	.167	.167	.333	6	0	6	0	1	0	0	0	0	0	0	1	0	0	1	1
Lillian Holtje	.063	.211	.063	.273	8	6	16	0	1	0	0	0	0	3	0	5	0	0	0	0
Grace Molitor	.000	.000	.000	.000	9	0	2	3	0	0	0	0	0	0	0	2	0	0	1	1
Sydney Saenz	.000	.000	.000	.000	2	0	1	0	0	0	0	0	0	0	0	0	0	0	0	0
Maddie Okano	.000	.000	.000	.000	2	0	0	1	0	0	0	0	0	0	0	0	0	0	0	0
<b>Totals</b>	<b>.247</b>	<b>.301</b>	<b>.385</b>	<b>.686</b>	<b>9</b>	<b>9</b>	<b>239</b>	<b>26</b>	<b>59</b>	<b>10</b>	<b>1</b>	<b>7</b>	<b>22</b>	<b>13</b>	<b>6</b>	<b>37</b>	<b>1</b>	<b>3</b>	<b>5</b>	<b>5</b>
<b>Opponents</b>	<b>.261</b>	<b>.359</b>	<b>.353</b>	<b>.712</b>	<b>9</b>	<b>9</b>	<b>238</b>	<b>38</b>	<b>62</b>	<b>4</b>	<b>0</b>	<b>6</b>	<b>36</b>	<b>33</b>	<b>4</b>	<b>70</b>	<b>1</b>	<b>4</b>	<b>8</b>	<b>9</b>

**BIG 12 GAMES** Minimum 1 IP / Team Game

PITCHER	ERA	WHIP	BAA	W	L	APP	GS	CG	SHO	SV	IP	H	R	ER	BB	SO	2B	3B	HR	WP	HBP
Kenzie Brown	0.95	1.16	.178	4	1	6	6	3	2	0	37.0	23	13	5	20	57	2	0	2	6	4
Meika Lauppe	4.50	1.57	.321	0	2	5	2	0	0	1	14.0	18	9	9	4	9	1	0	2	0	0
Julianne Tipton	7.00	2.44	.375	1	1	5	1	0	0	0	9.0	15	9	9	7	4	1	0	0	1	0
Cambree Creager	21.00	3.43	.462	0	0	1	0	0	0	0	2.1	6	7	7	2	0	0	0	2	0	0
<b>Totals</b>	<b>3.37</b>	<b>1.52</b>	<b>.261</b>	<b>5</b>	<b>4</b>	<b>9</b>	<b>9</b>	<b>3</b>	<b>2</b>	<b>1</b>	<b>62.1</b>	<b>62</b>	<b>38</b>	<b>30</b>	<b>33</b>	<b>70</b>	<b>4</b>	<b>0</b>	<b>6</b>	<b>7</b>	<b>4</b>
<b>Opponents</b>	<b>2.54</b>	<b>1.19</b>	<b>.247</b>	<b>4</b>	<b>5</b>	<b>9</b>	<b>9</b>	<b>3</b>	<b>1</b>	<b>1</b>	<b>60.2</b>	<b>59</b>	<b>26</b>	<b>22</b>	<b>13</b>	<b>37</b>	<b>10</b>	<b>1</b>	<b>7</b>	<b>6</b>	<b>6</b>

PITCHER	W%	K/7	BB/7	K/BB	H/7	2B/7	3B/7	HR/7
Kenzie Brown	.800	10.78	3.78	2.85	4.35	0.38	0.00	0.38
Meika Lauppe	.000	4.50	2.00	2.25	9.00	0.50	0.00	1.00
Julianne Tipton	.500	3.11	5.44	0.57	11.67	0.78	0.00	0.00
Cambree Creager	.000	0.00	6.00	0.00	18.00	0.00	0.00	6.00
<b>Totals</b>	<b>.556</b>	<b>7.86</b>	<b>3.71</b>	<b>2.12</b>	<b>6.96</b>	<b>0.45</b>	<b>0.00</b>	<b>0.67</b>
<b>Opponents</b>	<b>.444</b>	<b>4.27</b>	<b>1.50</b>	<b>2.85</b>	<b>6.81</b>	<b>1.15</b>	<b>0.12</b>	<b>0.81</b>



## SEASON FIELDING STATISTICS

## ALL GAMES

Name	FLD%	C	PO	A	E	DP	SBA	CSB	CS%	PB	CI
Sydney Saenz	1.0000	15	13	2	0	0	0	0	-	0	0
Julianne Tipton	1.0000	14	1	13	0	0	6	2	.250	0	0
Kenzie Brown	1.0000	11	1	10	0	0	9	2	.182	0	0
Cambree Creager	1.0000	5	2	3	0	0	6	1	.143	0	0
Ayden Allen	.9900	100	99	0	1	4	0	0	-	0	0
Lillian Holtje	.9865	148	142	4	2	2	0	0	-	0	0
AJ Murphy	.9863	73	25	47	1	4	0	0	-	0	0
Samantha Swan	.9833	240	219	17	4	1	27	6	.182	8	1
Tiare Ho-Ching	.9712	139	63	72	4	5	0	0	-	0	0
Tanya Windle	.9655	29	26	2	1	0	0	0	-	0	0
Meika Lauppe	.9565	23	2	20	1	0	6	1	.143	0	0
Nehanda Lewis	.9524	21	19	1	1	0	0	0	-	0	0
Ashleigh Mejia	.9429	35	32	1	2	0	0	0	-	0	0
Takyla Davis	.9306	72	13	54	5	1	0	0	-	0	0
Yannixa Acuña	.9091	11	8	2	1	0	0	0	-	0	0
Grace Molitor	.7674	43	11	22	10	2	0	0	-	0	0
<b>Totals</b>	<b>.9663</b>	<b>979</b>	<b>676</b>	<b>270</b>	<b>33</b>	<b>7</b>	<b>27</b>	<b>6</b>	<b>.182</b>	<b>8</b>	<b>1</b>
<b>Opponents</b>	<b>.9600</b>	<b>899</b>	<b>628</b>	<b>235</b>	<b>36</b>	<b>9</b>	<b>38</b>	<b>11</b>	<b>.224</b>	<b>4</b>	<b>0</b>

## BIG 12 GAMES

Name	FLD%	C	PO	A	E	DP	SBA	CSB	CS%	PB	CI
Ayden Allen	1.0000	33	33	0	0	3	0	0	-	0	0
Lillian Holtje	1.0000	33	32	1	0	0	0	0	-	0	0
AJ Murphy	1.0000	25	9	16	0	2	0	0	-	0	0
Takyla Davis	1.0000	21	3	18	0	1	0	0	-	0	0
Tanya Windle	1.0000	11	11	0	0	0	0	0	-	0	0
Kenzie Brown	1.0000	7	1	6	0	0	5	1	.167	0	0
Yannixa Acuña	1.0000	2	1	1	0	0	0	0	-	0	0
Meika Lauppe	1.0000	2	0	2	0	0	1	0	.000	0	0
Julianne Tipton	1.0000	2	0	2	0	0	2	0	.000	0	0
Cambree Creager	1.0000	1	0	1	0	0	0	0	-	0	0
Sydney Saenz	1.0000	1	1	0	0	0	0	0	-	0	0
Tiare Ho-Ching	.9737	38	17	20	1	2	0	0	-	0	0
Samantha Swan	.9615	78	72	3	3	0	8	1	.111	4	1
Ashleigh Mejia	.8750	8	7	0	1	0	0	0	-	0	0
<b>Totals</b>	<b>.9809</b>	<b>262</b>	<b>187</b>	<b>70</b>	<b>5</b>	<b>3</b>	<b>8</b>	<b>1</b>	<b>.111</b>	<b>4</b>	<b>1</b>
<b>Opponents</b>	<b>.9647</b>	<b>255</b>	<b>182</b>	<b>64</b>	<b>9</b>	<b>3</b>	<b>5</b>	<b>0</b>	<b>.000</b>	<b>0</b>	<b>0</b>