

# 2019 Sun Devil Baseball

## GAME NOTES - USC

### #5 ARIZONA STATE

25-2 (8-1 Pac-12)  
@ASU\_Baseball  
@TheSunDevils

### USC

10-17 (3-6 Pac-12)  
@USC\_Baseball  
@USC\_Athletics

#### GAMES 28-30

April 5-7

6 p.m./2 p.m./1 p.m.

Dedeaux Field

Los Angeles

Watch: USC Live Stream

Radio: NBC Sports 1060 AM

Five-Time NCAA Champions (1965, 1967, 1969, 1977, 1981) | 22 College World Series Appearances | 21 Conference Championships | 125 All-Americans | 14 National Players of the Year | 11 College Baseball Hall of Famers



ASU\_BASEBALL



SUN DEVIL BASEBALL



ASU\_BASEBALL

#### MEDIA RELATIONS CONTACT

Jeremy Hawkes

jdhawkes@asu.edu | C: 520-403-0121 | O: 480-965-9544

#### #10THINGS (Twitter-Friendly Notes)

1. ASU was the last undefeated team in the country, starting out the season 21-0 and matching the second best start in program history (1961).
2. @AlecMarsh8 is 12th nationally in ERA (0.94). Of 83 NCAA pitchers with 40+ innings pitched, Marsh is one of 6 with a sub-1.00 ERA.
3. @HunterBishop9 is currently first in the nation in home runs (16) and slugging percentage (1.010).
4. @AlecMarsh8 has allowed three earned runs or fewer in 25 of his last 26 appearances dating back to his freshman season.
5. @AlecMarsh8 is holding opponents to just 4-for-35 hitting with runners in scoring position this season (.114)
6. ASU has stranded 239 opponent baserunners this season (8.9 per game), including stranding 15+ in games against WSU and Oregon.
7. @sammm009 has accounted for both a win (Cal Baptist, Arizona) and a save (Oregon, Arizona) in each of the last two weeks of action.
8. @sammm009 has stranded 17 runners his last four starts and held opponents to 4-of-26 hitting w/ RISP on the season.
9. @Alikia\_Williams has 9 doubles this season, surpassing his frosh total of 8 and his .526 slugging percentage is nearly .200 points higher.
10. @Trevor\_Hauver has ASU's single game highs in hits (5), RBIs (7), home runs (2) and walks (4) this season.

#### #BYTHENUMBERS

**All-American Spencer Torkelson now has multiple hits in 34 of his 82 career starts (.415).** Torkelson is batting .384 on the season on 43-of-110 hitting with six home runs, seven doubles and 32 RBIs. His 43 hits are tied for first in the Pac-12 (37th nationally) with Sun Devil teammates Trevor Hauver and Hunter Bishop. He is tied for second in the Pac-12 with 32 RBIs, which sits 48th nationally. Torkelson has multiple hits in a team-best 15 of ASU's 27 games this season and at least one RBI in 16 of those (multiple RBIs in 9). Torkelson is batting .410 with runners in scoring position.

**Alec Marsh has allowed three earned runs or fewer in 25 of his last 26 appearances** dating back to his freshman season. Marsh has a posted a quality start in 11 of his last 15 starts since assuming the mantle of Mr. Friday Night midway through the 2018. Marsh is tied for the national lead with seven victories this season and a perfect 7-0 record. His 0.94 ERA is currently 12th in the nation and second in the Pac-12 - though he has pitched 18 more innings than the league leader. Of 83 pitchers with over 40 innings pitched this season, only six have a sub-1.00 ERA, of which Marsh is one.

**Hunter Bishop leads the nation with 16 home runs this season** - seven more than any other player in the Pac-12. He is the national leader in slugging percentage (1.010) and total bases (104) as well. The 104 total bases are 31 more than any other player in the Pac-12. Bishop's 41 RBIs this season lead the Pac-12 and are sixth nationally while his .417 average is third in the league and 17th nationally. The 41 RBIs are nine more than any other player in the Pac-12. Bishop leads the NCAA with 45 runs this season - six more than any other player in the Pac-12.

**In each of the last two weeks, Romero has accounted for both a win (Cal Baptist, Arizona) and a save (Oregon, Arizona).** Romero is 2-0 with a two saves this year with a 0.99 ERA over 27.1 innings pitched. He is 15th in the nation in ERA and third in the Pac-12 in the category Romero has struck out 24 batters to just five walks while allowing just three total earned runs on the year - second in the Pac-12. In his last four appearances (2 wins, 2 saves), Romero has stranded 17 baserunners.

#### 2019 @ASU BASEBALL Schedule

Date	Opponent	Time/Score
15-Feb	Notre Dame^	W, 10-1
16-Feb	Notre Dame^	W, 20-7
17-Feb	Notre Dame^	W, 16-5
20-Feb	San Diego^	W, 12-2
23-Feb	UC Davis^	W, 3-2
23-Feb	UC Davis^	W, 13-3
24-Feb	UC Davis^	W, 17-2
26-Feb	Pepperdine^	W, 4-3
1-Mar	Michigan State^	W, 8-0
2-Mar	Michigan State^	W, 8-5 (11)
3-Mar	Michigan State^	W, 13-2
5-Mar	at Fullerton	W, 6-4
6-Mar	at Fullerton	CANCELLED
8-Mar	Xavier^	W, 12-0
9-Mar	Xavier^	W, 8-3
10-Mar	Xavier^	W, 11-6
13-Mar	New Mexico State^	W, 7-3
15-Mar	Washington State^	W, 6-0
16-Mar	Washington State^#	W, 8-7
17-Mar	Washington State^#	W, 6-5
20-Mar	Cal Baptist^	W, 15-9
22-Mar	at Oregon*	W, 12-2
23-Mar	at Oregon*	L, 4-5 (12)
24-Mar	at Oregon*	W, 7-2
29-Mar	Arizona^#	W, 8-2
30-Mar	Arizona^#	W, 8-3
31-Mar	Arizona^#	W, 17-16
2-Apr	Long Beach State^	L, 9-14
5-Apr	at USC*	6:00 PM
6-Apr	at USC*	2:00 PM
7-Apr	at USC*	1:00 PM
9-Apr	at UNLV	6:05 PM
12-Apr	Oregon State^	6:30 PM
13-Apr	Oregon State^	6:30 PM
14-Apr	Oregon State^	12:30 PM
16-Apr	Seattle^	6:30 PM
18-Apr	at Utah*	6:00 PM
19-Apr	at Utah*	6:00 PM
20-Apr	at Utah*	1:00 PM
23-Apr	UNLV^	6:30 PM
26-Apr	at Washington*	6:05 PM
27-Apr	at Washington*	2:05 PM
28-Apr	at Washington*	1:05 PM
3-May	UCLA^#	7:00 PM
4-May	UCLA^#	3:00 PM
5-May	UCLA^#	2:00 PM
7-May	at Arizona#	6:00 PM
10-May	at Nebraska	6:35 PM
11-May	at Nebraska	2:05 PM
12-May	at Nebraska	1:05 PM
17-May	at Cal^#	6:00 PM
18-May	at Cal^#	6:00 PM
19-May	at Cal^#	1:00 PM
23-May	Stanford^#	6:00 PM
24-May	Stanford^#	6:00 PM
25-May	Stanford^#	12:00 PM

All times local

\* - Indicates a Pac-12 Conference game

# - Indicates a Pac-12 Network Game

^ - Indicates a Pac-12 Live Stream Game

#### PROJECTED STARTERS

ASU	ERA	W-L	IP	SO	BB	Opp. Avg.
RHP Alec Marsh	0.94	7-0	48.0	42	17	.213
RHP Boyd Vander Kooi	5.05	3-0	35.2	34	20	.254
RHP RJ Dabovich	4.33	5-0	35.1	30	18	.248

USC	ERA	W-L	IP	SO	BB	Opp. Avg.
RHP Connor Lunn	2.97	3-1	33.1	33	12	.193
LHP Isaac Esqueda	2.59	2-1	31.1	26	16	.220
RHP Kyle Hurt	5.86	0-4	35.1	40	25	.206

Team	W	L	T	Pct	W	L	T	Pct	Last 10	Streak
Stanford	6	0	0	1.000	19	3	0	.864	10-0	W 10
Arizona State	8	1	0	.889	25	2	0	.926	8-2	L 1
UCLA	7	2	0	.778	21	5	0	.808	8-2	W 3
Oregon State	6	3	0	.667	20	6	1	.759	6-4	W 1
Oregon	5	4	0	.556	16	10	0	.615	6-4	W 4
Washington	5	4	0	.556	14	9	0	.609	5-5	L 4
USC	3	6	0	.333	10	17	0	.370	3-7	L 3
California	2	4	0	.333	14	11	0	.560	6-4	W 3
Arizona	2	7	0	.222	13	14	0	.481	3-7	L 7
Utah	1	8	0	.111	8	15	0	.348	1-9	W 1
Washington State	0	6	0	.000	7	20	0	.259	1-9	W 1

Five-Time NCAA Champions (1965, 1967, 1969, 1977, 1981) | 22 College World Series Appearances | 21 Conference Championships

125 All-Americans | 14 National Players of the Year | 11 College Baseball Hall of Fame Members

437 Major League Baseball Draft Picks | 110 Major Leaguers | 49 Major League Baseball First-Round Draft Picks

TWITTER: @ASU\_BASEBALL

INSTAGRAM: @ASU\_BASEBALL

FACEBOOK: SUNDEVILBASEBALL

# 2019 Sun Devil Baseball

## QUICK FACTS/MEDIA INFORMATION

### GENERAL INFORMATION

Location .....	Tempe, Ariz.
Founded .....	1885
Enrollment .....	103,410
Nickname .....	Sun Devils
School Colors .....	Maroon and Gold
Home Field .....	Phoenix Municipal Stadium
Capacity.....	6,522
Packard Dimensions.....	Lines: 333 (LF) 334 (RF) CF: 395
Surface .....	Grass
Affiliation .....	NCAA Div. I
Conference .....	Pac-12
President .....	Dr. Michael Crow
VP of Athletics .....	Ray Anderson
Athletic Dept. Phone.....	(480) 965-3482
Ticket Office Phone .....	(480) 727-0000
Athletics Department Address .....	Carson Student-Athlete Center
.....	500 East Veteran's Way
.....	P.O. Box 872505
.....	Tempe, AZ 85287-2505

### PROGRAM HISTORY

First Year of Baseball.....	1907 (7-2)
Start of NCAA Baseball .....	1959 (28-18-1)
All-Time Record .....	2884-1447-8 (.664)*
National Championships.....	5 ('65, '67, '69, '77, '81)
Years in CWS/Last .....	22 (2010)*
All-Time CWS Record .....	61-38 (.616)*
NCAA Appearances/Last .....	39 (2016)*
NCAA Tournament Record .....	169-78 (.687)*
Best Record All-time .....	64-6 (.914) - 1972
Last All-Americans .....	2018 (2)
.....	Spencer Torkelson (Consensus)
.....	Gage Canning (CBN, Baseball America)

\*- ASU vacated 44 wins, the Pac-10 title and the College World Series appearance from 2007. Records do not reflect the vacations.

### COACHING STAFF

Head Coach.....	Tracy Smith (5th/23rd overall)
Alma Mater .....	Miami (Ohio) (1989)
Record at ASU (Years) .....	145-112 (5)
Career Division I (Years) .....	746-569-1 (22)
Assistant Coach.....	Ben Greenspan (5th year)
Assistant Coach.....	Mike Cather (2nd Year)
Volunteer Assistant Coach.....	Michael Earley (3rd year)
Video Coordinator.....	Abe Ruiz (4th year)
Dir. of Operations.....	Daniel Stolper (2nd year)
Strength & Conditioning .....	Jason Robbins (5th year)
Dir. of Community Relations.....	Armando Flores (12th year)

### SPORTS INFORMATION

Baseball Contact .....	Jeremy Hawkes
Office .....	480-965-9544
Cell .....	520-403-0121
E-Mail .....	jdhawkes@asu.edu
Director of Sports Information.....	Doug Tammaro
Email.....	tammaro@asu.edu

## MEDIA INFORMATION

### Credentials

All credential requests should be sent via email to Jeremy Hawkes (jdhawkes@asu.edu).

### Interview Policy

Arizona State will typically host weekly media availability every Tuesday at Phoenix Municipal Stadium prior to practice at approximately 1 p.m. On weeks of a Tuesday midweek game at home, the Tuesday postgame press conference will serve as the week's availability. Media planning to attend must contact Jeremy Hawkes (520-403-0121/jdhawkes@asu.edu) ahead of time and inform him of their plans. Throughout the season's schedule, ASU will host postgame interviews in the Omaha Room located in the home locker room following coach's postgame talk with the team. Media members should request players at the beginning of the ninth inning. Please contact Jeremy Hawkes or a member of the media relations staff in the press box to coordinate those interviews. Media members who wish to schedule an interview outside of practice must contact Jeremy Hawkes.

### Photography/Videography

Accommodations for B-Roll purposes at practice can be made through Jeremy Hawkes (jdhawkes@asu.edu). During games, credentials must be worn in plain view throughout the game while on the field and all photographers must adhere to painted lines and instructions given by security personnel and/or Arizona State staff members at all times. Shooting areas are designated camera wells on the far side of both the visitor's and home team's dugouts. At no point during game action should a member of the media be on the field of play. Contact Jeremy Hawkes for any details regarding shooting game action.

### Media Highlights Policy

Highlights include Pac-12 Networks/ESPN/FOX broadcasts and all home hosted non-televvised competitions, including those that are live streamed. ESPN networks (i.e., ESPN, ESPN2, ESPNU) will also televise all NCAA College World Series games from Saturday, June 17, through Wednesday, June 28. No other broadcast network or Internet entity, other than ESPN, may air these games, nor show highlights of these games until the ESPN broadcast is off the air. Broadcast networks / television stations may use up to three (3) minutes (per newscast) of video footage from any one game or five (5) minutes total of video footage from all games played on that particular day of competition for up to 72 hours following the game / broadcast. No media entity (commercial or noncommercial) is allowed to display any game video on its website. If a commercial broadcast entity wishes to license video footage beyond the previously described time period (72 hours), all requests to obtain clips or copies of NCAA championships / events (e.g., game / program records, melt / highlight tapes) need to go through the NCAA / T3 Media online footage request system, which can be found at the following website: <http://www.t3licensing.com/video/home/ncaa.do>.

### 2019 Media Coverage

The vast majority the Sun Devils' 34 home games will be available to fans via the Pac-12 Network or the Pac-12 Live Stream online and a total of 15 games overall are scheduled to be televised live through the Pac-12 Networks.

The Sun Devil Sports Radio Network is scheduled to broadcast 32 Sun Devil Baseball games this season between NBC Sports Radio AM 1060. Fans can listen to the broadcasts on the radio or via the TuneIn app on thesundevils.com. Links to the streaming audio can be found on the online baseball schedule.

Tim Healey is set to serve his 21st season as the "Voice of the Sun Devils" on baseball broadcasts and will be joined for the third-straight season by color analyst Max Rossiter, who was an all-conference catcher for the Devils from 2012-13.

Head Coach Tracy Smith's weekly radio show, "Dugout Chatter," will debut in March on NBC Sports Radio AM 1060. The 30-minute show will run mainly on Wednesday's at 7 p.m. for nine weeks and is hosted by the Tim Healey.

# 2019 Sun Devil Baseball

## GAME NOTES/ROSTERS

**PHOENIX --** Sun Devil Baseball hits the road for a three-game Pac-12 Series in Los Angeles against the USC Trojans this weekend, beginning Friday, April 5 at Dedeaux Field. The series opener is scheduled to get underway at 6 p.m. PT on Friday, followed by a pair of afternoon games at 2 p.m. and 1 p.m. on Saturday and Sunday.

### Follow the Action

- Each game this weekend will be streamed live by USC and available online at <https://pac-12.com/live/usc>
- Each game will also be available over the airwaves on NBC Sports Radio 1060 AM KDUS with the Voice of the Sun Devils, Tim Healey, alongside analyst Max Rossiter.
- Fans are encouraged to follow along in-game content throughout the weekend on the Sun Devil Baseball account (@ASU\_Baseball).

### A Hot Start

- The Sun Devils were the last undefeated team in the country, starting out the season 21-0 and matching the second best start in program history (1961). Only the 2010 team that started 24-0 had a better start to the year.
- ASU's 25-2 start through 27 games is the second-best start in program history.
- ASU's .551 team slugging percentage is second in the NCAA. The Sun Devils are third nationally in runs (268), scoring (9.9), batting average (.336) and on-base percentage (.429).
- ASU has hit 45 home runs this season – good for fourth in the league and already nearing its total for the entire 2018 season.
- The Sun Devils have scored double digit runs in 12 of the team's 27 games this season. For perspective, ASU scored double digit runs just 8 times in 55 games last season.
- After consecutive seasons ranked 184th or worse in fielding percentage, ASU has posted a respectable .973 fielding percentage this season that is 70th in the country.
- ASU has also made huge strides on the mound after consecutive seasons with 4.70+ team ERAs. The Sun Devils are 29th nationally with a team 3.35 ERA on the season.
- The Sun Devils were tabbed by Perfect Game as the Midseason Team of the Year on April 3.

### Fear the Tork

- All-American Spencer Torkelson now has multiple hits in 34 of his 82 career starts (.415).
- Torkelson is batting .384 on the season on 43-of-110 hitting with six home runs, seven doubles and 32 RBIs.
- His 43 hits are tied for first in the Pac-12 (37th nationally) with Sun Devil teammates Trevor Hauver and Hunter Bishop.
- He is tied for second in the Pac-12 with 32 RBIs, which sits 48th nationally.
- Torkelson has multiple hits in a team-best 15 of ASU's 27 games this season and at least one RBI in 16 of those (multiple RBIs in 9).
- Torkelson is batting .410 with runners in scoring position with a team best 16 hits on 39 chances.
- He has been an extremely tough out to end the inning, currently 16-of-36 with two outs (.444) with a team-best 21 two-out RBI on his 32 total RBIs - three of which coming on his 11th-inning walk-off home run against Michigan State.
- He leads the team in advancing runners, doing so 48 times on 79 opportunities (.608).
- Spencer Torkelson was named the Pac-12 Player of the Week for the Opening Week of the 2019 season. It was the second time in his career earning the honor.
- Defensively, Torkelson has also made impressive strides. He has yet to post an error on 229 chances (4th in the Pac-12) while he leads the league in helping to turn 21 double plays this season.

### #TorksUp

- Torkelson led the country in 2018 with 25 home runs – two more than any other player and just one shy of the NCAA freshman record while becoming first freshman in NCAA history to lead the nation in home runs.
- Became just the sixth player to reach 25 home runs since the BBCOR batting technology changes took effect in 2011 and the only freshman in the NCAA to reach the milestone in that time.
- Slugged a gaudy .743 on the season (25 homers, 12 doubles), the third-highest total for any freshman in the NCAA in the past two decades and the highest for a freshman in the BBCOR era (since 2011). Only Rickie Weeks (.849 in 2001) and Jeremy Baltz (.771, 2010) posted higher freshman slugging percentages in the past 20 years.
- Torkelson was a unanimous All-American, as every major baseball media outlet in the nation rewarded the freshman with at least one All-America accolade (Collegiate Baseball Newspaper, Baseball America, NCBWA, and Perfect Game).
- Honored with Perfect Game's National Freshman of the Year award.
- Named a Golden Spikes Award Semifinalist, an award honoring the best player in college baseball.
- National Collegiate Baseball Writers of America named him as a third-team All-America selection; Earned third-team recognition from Perfect Game; Placed on the Perfect Game Freshman All-America First Team; Named by Collegiate Baseball Newspaper as the National Co-Freshman of the Year and the NCBWA as the National Freshman Hitter of the Year.
- Just the seventh Sun Devil in school history to be named an All-American as a freshman, joining Mike Kelly (1989) and Casey Myers (1998) as the only two ASU position players to be named All-Americans as freshman.
- The third Sun Devil to be named Pac-12 Freshman/Newcomer of the Year, joining Ike Davis (2006) and Jason Kipnis (2008).

### NUMERICAL QUICK ROSTER

No.	Name	Pos.	Cl.	B/T
3	Montoya, Chaz	LHP	L/L	Jr.
4	Bishop, Hunter	OF	L/R	Jr.
5	Williams, Alike	INF	R/R	So.
6	Swift, Drew	INF	R/R	So.
8	Marsh, Alec	RHP	R/R	Jr.
9	Ferri, Sam	C	R/R	R-So.
10	Garcia, Dusty	OF	L/R	Fr.
11	Dabovich, RJ	RHP	R/R	So.
12	Levine, Will	RHP	R/R	Fr.
14	Workman, Gage	INF	S/R	So.
15	Tolman, Erik	LHP	L/L	Fr.
17	Denson, Myles	OF	R/R	Jr.
18	Hauver, Trevor	OF	L/R	So.
19	Vander Kooi, Boyd	RHP	R/R	So.
20	Torkelson, Spencer	INF	R/R	So.
21	Aldrete, Carter	INF	R/R	Jr.
22	Davis, Colby	RHP	R/R	So.
24	Burzell, Blake	RHP	R/R	Fr.
26	Romero, Sam	RHP	R/R	Sr.
27	Lin, Lyle	C	R/R	Jr.
28	Austin, Cole	INF	R/R	R-Jr.
29	La Flam, Luke	RHP	R/R	Fr.
30	Corrigan, Brady	RHP	R/R	So.
31	Lidd, Marc	INF/RHP	R/R	Fr.
35	Cacchione, Dom	RHP	R/R	Fr.
38	Ramos, Keolu	C	R/R	Jr.
40	Cheema, Nick	C	R/R	Jr.

### ALPHABETICAL QUICK ROSTER

No.	Name	Pos.	B/T	Cl.
21	Aldrete, Carter	INF	R/R	Jr.
28	Austin, Cole	INF	R/R	R-Jr.
4	Bishop, Hunter	OF	L/R	Jr.
24	Burzell, Blake	RHP	R/R	Fr.
35	Cacchione, Dom	RHP	R/R	Fr.
40	Cheema, Nick	C	R/R	Jr.
30	Corrigan, Brady	RHP	R/R	So.
11	Dabovich, RJ	RHP	R/R	So.
22	Davis, Colby	RHP	R/R	So.
17	Denson, Myles	OF	R/R	Jr.
9	Ferri, Sam	C	R/R	R-So.
10	Garcia, Dusty	OF	L/R	Fr.
18	Hauver, Trevor	OF	L/R	So.
29	La Flam, Luke	RHP	R/R	Fr.
12	Levine, Will	RHP	R/R	Fr.
31	Lidd, Marc	INF/RHP	R/R	Fr.
27	Lin, Lyle	C	R/R	Jr.
8	Marsh, Alec	RHP	R/R	Jr.
3	Montoya, Chaz	LHP	L/L	Jr.
38	Ramos, Keolu	C	R/R	Jr.
26	Romero, Sam	RHP	R/R	Sr.
6	Swift, Drew	INF	R/R	So.
15	Tolman, Erik	LHP	L/L	Fr.
20	Torkelson, Spencer	INF	R/R	So.
19	Vander Kooi, Boyd	RHP	R/R	So.
5	Williams, Alike	INF	R/R	So.
14	Workman, Gage	INF	S/R	So.



# 2018 Sun Devil Baseball

## GAME NOTES

### Hunting Party

- Hunter Bishop was named Perfect Game's Midseason Player of the Year on April 3.
- Bishop leads the nation with 16 home runs this season - seven more than any other player in the Pac-12. He is the national leader in slugging percentage (1.010) and total bases (104) as well.
- The 104 total bases are 31 more than any other player in the Pac-12 (teammate Trevor Hauver has 73).
- Bishop's 41 RBIs this season lead the Pac-12 and are sixth nationally while his .417 average is third in the league and 17th nationally. The 41 RBIs are nine more than any other player in the Pac-12.
- Bishop has scored 45 runs this season - six more than any other player in the Pac-12 and also good for the national lead as well.
- He is also a 10-for-13 on stolen base attempts - second in the Pac-12. Bishop's .552 on-base percentage is second in the league and 6th in the country. He has drawn a team-best 26 walks - third in the Pac-12 and 20th nationally.
- Bishop is second on second on the team in advancing teammates 44 times on 72 chances (.611).
- He is the only player that has reached base in each of ASU's 27 games this season and posted the longest hitting streak at 13 games.
- He leads the team with 11 multi-RBI games (two more than any other player) and is second on the squad with 14 multi-hit games.
- His 41 RBIs already eclipse his previous career best of 26 while his 45 runs scored are 18 more than his previous career best of 27. All of this comes just 27 games into the 2019 season.
- The junior was named the Pac-12 Player of the Week three times in the month of March. Bishop's 16 homers are eye-popping considering he had just 10 in his career prior to this season and never more than five in a season. Bishop has nine doubles this season after having a previous career best of just nine and only 10 career doubles in his first two seasons.

### Marshing to the Beat

- Alec Marsh was named a Midseason First Team All-American by Perfect Game on April 4.
- Marsh has allowed three earned runs or fewer in 25 of his last 26 appearances dating back to his freshman season.
- Dating back to last season, Marsh has posted a quality start in 11 of his last 15 starts since assuming the mantle of Mr. Friday Night midway through the 2018 campaign. He has posted four consecutive quality starts on Friday nights this season.
- Had a streak of 28.1 consecutive innings pitched in series openers/Fridays ended with a solo home run against Arizona.
- Marsh is tied for the national lead with seven victories this season and a perfect 7-0 record.
- His 0.94 ERA is currently 12th in the nation and second in the Pac-12 - though he has pitched 18 more innings than the league leader. Of 83 pitchers with over 40 innings pitched this season, only six have a sub-1.00 ERA, of which Marsh is one.
- Marsh has allowed just five earned runs this season, two fewer than any other Pac-12 weekly starter on the year.
- His 42 strikeouts are currently fifth in the league as well.
- Marsh is first among Pac-12 pitchers with 48.0 innings pitched this season.
- Marsh has been absolutely dominant when runners reach base against him, holding opponents to just 10-of-65 hitting (.154) with runners on the base path.
- The junior is not hesitant about pounding the strike zone, recording a first-pitch strike 62.5 percent of the time this season while falling into 2-0 counts just 26 times on 192 batters faced on the year (.135).
- Marsh dominates when getting ahead of the count, holding batters to 1-15 hitting (.067) on 0-2 counts and 2-of-29 hitting (.069) on 1-2 counts with 20 combined strikeouts between the two. 2-2 counts have been deadly when facing Marsh this season, with opponents going 0-for-21 with 13 strikeouts.
- Opponents are just 4-for-35 (.114) against Marsh with runners in scoring position.
- Marsh struck out 10 batters on Opening Night, the first time an ASU player had reached double digits in a game since Seth Martinez in March of 2016. Marsh also became the first Sun Devil in at least 20 years to throw 10 strikeouts on Opening Night. Since at least 1998 (as far back as readily accessible records go), no Sun Devil had struck out more than eight batters on Opening Night until Marsh's performance.

### #LINSANITY

- Lyle Lin has embraced his new role as the team's designated hitter this season,

currently second the Pac-12 and 48th in the nation with 32 RBIs.

- Lins 32 RBIs are an incredible tally considering the junior had just 18 RBIs total during the 2018 season, despite starting every game. He has multiple RBIs in 8 games.
- Lin is 12-for-16 this season in bringing runners from third home with less than two outs, a notable area of struggle for the junior was just 2-for-12 in the category last season despite starting every game in the middle of the lineup. The 12 RBIs in that spot this year are five more than any other Sun Devil.
- Lin has advanced baserunners 40 times on 72 chances (.556).
- Lin recorded the game-winning RBI (the RBI that put ASU ahead for the remainder of the game) in all three of ASU's games against UC Davis.
- Lin became the first Sun Devil since 2014 to hit a grand slam with his round-tripper in the second game of the UC Davis series.

### Put Me In, Coach

- The consummate team player, fans can expect to find Carter Aldrete all over the diamond this season. Aldrete has seen time in right field, second base, third base and on the mound this season.
- Aldrete is currently 6th in the Pac-12 with 29 RBIs this season. Of those 29 RBIs, 16 have come with two outs.
- Has four home runs on the season, already a career-high and tied for 10th in the Pac-12.
- Aldrete is second on the team in advancing runners home from third with less than two outs, doing so 7 times.
- Had a monster game in Game 2 against Notre Dame, posting his first multi-home run game of his career while adding a career-best six RBIs in the process.

### Just Like He Drew It Up

- Despite missing three weeks to injury, Drew Swift returned to the lineup and continued to show he is one of ASU's most improved hitters.
- He has six doubles this season, already a career-best, despite missing several weeks to injury.
- Swift has been a part of 10 double plays this season, despite the time missed, and sits just outside the Top-10 in the Pac-12 in the category.
- Became the first Sun Devil since Jake Peevyhouse in 2014 to have three doubles in a game, doing so against San Diego.

### A Lot to Alike

- Alika Williams has quietly continued to put up impressive numbers as a sophomore, embracing his role as a cleanup hitter with a .371 batting average with 28 RBIs - already a career high in the category. He had just 20 total RBIs last season.
- Williams has homered twice this year and recorded nine doubles. He is slugging .526 on the season - just outside the Pac-12's top-10 in the category and nearly .200 points higher than his freshman total of .333.
- The sophomore's nine doubles are already a career high and currently tied for third in the Pac-12.
- Williams is currently 7th in the Pac-12 with a .479 on-base percentage.
- Williams is currently 6th in the Pac-12 with 61 defensive assists this season.

### Putting in the Work

- On the year, Gage Workman is batting .324 with 21 runs scored, three home runs, a triple and five doubles for a solid .472 slugging percentage.
- After not having a home run in the first four weeks of the year, Workman erupted for three in the Washington State series (two coming as a left-handed batter and the other as a right-handed batter).
- The sophomore is 13th in the Pac-12 with 55 defensive assists this season.
- Collegiate Baseball News Freshman All-American in 2018.
- Collected seven triples as a freshman, tied for the fifth highest total in the country and second on the team behind the national leader in the category, teammate Gage Canning.
- Did not ground into a double play all last season, the only ASU regular that can make that claim.

### Filling the Boyd

- Boyd Vander Kooi is current 3-0 on the season and second on the team with 34 strikeouts in 35.2 innings pitched.
- Vander Kooi has 17 strikeouts looking on the season, good for 4th in the Pac-12 Conference while his 34 strikeouts are tied for 12th.
- Vander Kooi is tied for third in the Pac-12 in fewest double allowed, giving up just two this season.
- Made 10 appearances as a freshman last season, including five starts, finishing



the campaign with a 3-3 record.

- His 3.00 ERA tied him for the lowest on the team among those with at least 36 innings pitched as a freshman last season
- Stuck out 35 batters, allowing just 12 earned runs in 36.0 innings pitched.

#### **Trev Lightly and Carry a Big Stick**

- Perhaps no player on the Sun Devil roster has shown as much improvement this season as sophomore Trevor Hauver.
- The leadoff man has a .500 on-base percentage this season - a total good for 5th in the Pac-12 and in the Top-50 nationally.
- Hauver has drawn 24 walks on the season - currently 5th in the Pac-12 and 38th nationally.
- Hauver is batting .391 on the year, fifth in the Pac-12 and in the Top-50 nationally and has been the the Top ASU player in games in several categories, posting a seven-RBI game, a five-hit game, a four-walk game and a two-home run game.
- He is the only player to record a five-hit game this season, doing so against Long Beach State.
- Hauver has scored 39 runs this season, second in the league and 6th nationally.
- Hauver has also showed plenty of pop in the bat, second on the team with 7 home runs this season - fourth in the Pac-12.
- As a leadoff batter in an inning, Hauver has reached base 24 times this season on 52 chances (.462).
- Hauver has been very productive for his teammates as well, successfully advancing runners 31 times on 57 chances (.544). Of ASU's day-to-day starters, Hauver's 14 runners left stranded this season are the fewest on the team.

#### **Pay the Tolman**

- Erik Tolman has been thrust into several crucial spots as a true freshman this season and responded best when the lights were on.
- Tolman is 3-0 with a save this season and third on the team with a 1.40 ERA - less than 2.0 innings pitched away from being fourth in the Pac-12
- Tolman has struck out 25 batters and in 25.2 innings pitched.
- Opponent's .141 batting average against Tolman this season would be the lowest in the Pac-12 he had 1.2 more innings pitched this season.
- Tolman has allowed just four extra-base hits this season - all doubles.

#### **All That Chaz**

- Chaz Montoya has quickly developed a role as the team's stopper in several crucial scenarios this season.
- Montoya leads the squad with 14 appearances in 27 games, posting a 2.03 ERA in 13.1 innings pitched with 13 strikeouts.
- Montoya has inherited 17 runners this season, allowing just one of them to score
- In his 14 appearances, Montoya has retired the first batter he has seen on 12 occasions.
- Montoya had a streak of 11 straight games not allowing a run ended in the series finale against Arizona.
- Montoya is 2-0 on the season with a team-high two saves as well.

#### **A Ferri Tale**

- Forced to sit on the bench with injury for the majority of his first two seasons, catcher Sam Ferri has quickly established himself as a gamechanger as a regular in the ASU lineup.
- Ferri is batting .291 on the season with 18 RBIs and nine extra-base hits on his 23 total hits this season.
- More importantly has been his effect on the game behind the plate, where he is sixth in the Pac-12 with five runners caught stealing this season and just one error on 180 chances.
- Ferri notched his first career home run in walk-off fashion, a solo shot in the bottom of the ninth to help clinch the series over Washington State.

#### **Sam I Am**

- Sam Romero has quietly put up impressive numbers this season, giving ASU solid midweek starts while being able to turn it around and eat some quality innings on the weekends as well.
- In each of the last two weeks, Romero has accounted for both a win (Cal Baptist, Arizona) and a save (Oregon, Arizona).
- Romero is 2-0 with a two saves this year with a 0.99 ERA over 27.1 innings pitched. He is 15th in the nation in ERA and third in the Pac-12 in the category
- Romero has struck out 24 batters to just five walks while allowing just three total earned runs on the year - second in the Pac-12.
- In his last four appearances (2 wins, 2 saves), Romero has stranded 17 baserunners.
- Romero is tied for third in the Pac-12 in allowing just two doubles this season.

- Opponents are batting just 4-for-26 (.153) against Romero with runners in scoring position.

#### **The Brady Bunch**

- Brady Corrigan has quickly asserted himself as one of ASU's go-to players out of the pen, appearing in 14 of ASU's 27 games this season.
- Corrigan has inherited a team-high 20 runners this season, allowing just three of them to score.
- Corrigan has a 3.22 ERA in 22.1 innings pitched with 30 strikeouts with a 2-0 record and a save while sitting third on the team.

#### **Bend But Don't Break**

- Opponents haven't been without their chances to score runs this season, but the Sun Devil defense and pitching rotation have been exceptional on the year in getting out of innings with minimal damage caused.
- ASU has stranded 239 opponent baserunners this season (8.9 per game), including stranding 15+ in games against Washington State and Oregon.
- Opponents are batting just .203 against the Sun Devils with runners in scoring position. Comparitively, ASU is batting .340 against opponents.
- The Sun Devil pitching rotation is holding opponents under .240 hitting on the season with any runners on the basepath.
- Leading that charge is Chaz Montoya (4-for-44, .167), Erik Tolman (5-for-37, .135) and Alec Marsh (10-for-65, .154).

#### **Chicks Dig The Long Ball**

- ASU's power numbers this season have been at another level with ASU already posting 45 home runs through 27 games - a total that is currently fourth nationally.
- Nine different Sun Devils have gone yard this season, with seven of those doing so 3 or more times.
- ASU's 44 home runs are 12 more than any other team in the Pac-12 (Cal is second with 33).
- The Devils' .551 slugging percentage as a team is nearly 72 points higher than any other program in the conference.
- ASU had 50 home runs last season, a mark that the current roster is well on pace to demonish as the season goes on.

#### **On The Ground**

- The Sun Devil pitching staff has been exceptional at inducing soft contact this season and allowing balls to go into play for the defense to handle, currently leading the Pac-12 with 1,048 defensive chances this season.
- The frequent groundouts (243) have put the pressure on a Sun Devil defensive infield that had struggled with errors in recent seasons but the group has responded admirably to the extra chances this season.
- ASU has record 278 defensive assists this season, a total that leads the Pac-12.
- The roster has turned 24 double plays on the year, second in the Pac-12 and 12th in the country.
- ASU is 70th nationally in fielding percentage (.973), which is not where the team wants to be but is a far cry from the team that was 230th last season and 184th the season before.

# 2018 Sun Devil Baseball

## RANKINGS

### COLLEGIATE BASEBALL MAGAZINE TOP 25

Rank	Team	Prev.
1.	N.C. State (27-2)	1
<b>2.</b>	<b>Arizona St. (25-1)</b>	<b>3</b>
3.	UCLA (20-5)	2
4.	Stanford (18-3)	6
5.	Vanderbilt (22-6)	5
6.	Oregon St. (19-5-1)	7
7.	Georgia (23-5)	8
8.	Arkansas (22-6)	9
9.	Louisiana St. (19-9)	12
10.	Mississippi St. (24-5)	4
11.	Texas A&M (23-6-1)	11
12.	East Carolina (21-6)	16
13.	Clemson (22-6)	15
14.	Auburn (22-6)	13
15.	Texas Tech. (18-7)	14
16.	Louisville (22-6)	21
17.	North Carolina (22-7)	22
18.	Coastal Carolina (20-8-1)	10
19.	U.C. Santa Barbara (19-5)	17
20.	Florida (20-10)	19
21.	U.C. Irvine (18-5)	18
22.	Baylor (20-7)	25
23.	Oklahoma St. (18-8)	—
24.	Brigham Young (21-5)	—
25.	Texas Christian (17-9)	28

### D1 BASEBALL TOP 25

Rank	Team	Prev.
1	UCLA	1
2	Stanford	3
3	NC State	5
4	Georgia	4
5	Vanderbilt	6
6	Oregon State	7
<b>7</b>	<b>Arizona State</b>	<b>9</b>
8	Mississippi State	2
9	Texas A&M	10
10	Louisville	11
11	East Carolina	14
12	Texas	13
13	LSU	17
14	Arkansas	8
15	Auburn	15
16	North Carolina	16
17	Texas Tech	18
18	Ole Miss	24
19	Coastal Carolina	12
20	UC Irvine	21
21	Florida	23
22	Connecticut	NR
23	Clemson	NR
24	Oklahoma State	NR
25	TCU	19

### USA TODAY COACHES TOP 25

Rank	Team	Prev.
1	UCLA	1
2	Stanford	3
3	North Carolina State	4
4	Vanderbilt	5
<b>5</b>	<b>Arizona State</b>	<b>9</b>
6	Oregon State	7
7	Georgia	6
8	Mississippi State	2
9	Arkansas	8
10	Louisville	10
11	Texas A&M	11
12	Louisiana State	15
13	North Carolina	17
14	Texas Tech	13
15	Auburn	12
16	East Carolina	18
17	Texas	16
18	Mississippi	22
19	Clemson	NR
20	Coastal Carolina	14
21	Florida	24
22	UC Irvine	25
23	Oklahoma	19
24	UC Santa Barbara	NR
25	Texas Christian	20

### BASEBALL AMERICA TOP 25

Rank	Team	Prev.
1	UCLA	1
2	Stanford	3
3	Vanderbilt	4
4	North Carolina State	5
5	Mississippi State	2
6	Georgia	6
7	Oregon State	8
8	Texas	7
9	North Carolina	9
<b>10</b>	<b>Arizona State</b>	<b>14</b>
11	Texas Tech	11
12	Arkansas	10
13	East Carolina	13
14	Texas A&M	12
15	Louisiana State	17
16	Florida	15
17	Louisville	16
18	Auburn	18
19	UC Irvine	19
20	Mississippi	22
21	Clemson	24
22	Connecticut	NR
23	Oklahoma State	NR
24	UC Santa Barbara	NR
25	Coastal Carolina	20

### NCBWA TOP 25

Rank	Team	Prev.
1	UCLA	1
2	Stanford	2
3	Vanderbilt	4
4	Oregon State	7
5	NC State	6
<b>6</b>	<b>Arizona State</b>	<b>9</b>
7	Georgia	5
8	Louisville	10
9	Mississippi State	3
10	Arkansas	8
11	LSU	14
12	Texas Tech	10
13	Texas	17
14	North Carolina	15
15	East Carolina	18
16	Texas A&M	12
17	Auburn	13
18	Florida	22
19	Ole Miss	25
20	Clemson	24
21	UC Irvine	20
22	Coastal Carolina	16
23	TCU	21
24	UC Santa Barbara	27
25	Oklahoma State	NR

### USA TODAY COACHES TOP 25

Rank	Team	Prev.
1	UCLA	1
2	Stanford	3
3	Oregon State	4
4	Vanderbilt	5
5	NC State	6
6	Mississippi State	2
7	Georgia	7
<b>8</b>	<b>Arizona State</b>	<b>17</b>
9	North Carolina	9
10	Auburn	10
11	Texas A&M	11
12	Louisville	12
13	East Carolina	13
14	Texas	14
15	Texas Tech	15
16	Louisiana State	16
17	Arkansas	8
18	Florida	20
19	Mississippi	21
20	UC Irvine	23
21	Connecticut	24
22	UC Santa Barbara	NR
23	Coastal Carolina	18
24	Clemson	NR
25	Texas Christian	19

Player	avg	gp-gs	ab	r	h	2b	3b	hr	rbi	tb	slg%	bb	hp	so	gdp	ob%	sf	sh	sb-att	po	a	e	fld%
Bishop,Hunter	.417	27-27	103	45	43	9	2	16	41	104	1.010	26	5	22	2	.552	0	0	10-13	65	0	1	.985
Hauver,Trevor	.391	27-27	110	39	43	9	0	7	25	73	.664	24	2	26	0	.500	2	0	0-2	46	2	2	.960
Torkelson,Spencer	.384	27-27	112	33	43	7	0	6	32	68	.607	22	2	20	1	.486	2	0	0-0	206	22	1	.996
Williams,Alika	.371	27-27	97	30	36	9	0	2	28	51	.526	17	4	11	1	.479	1	2	4-7	31	61	4	.958
Denson,Myles	.327	21-13	55	7	18	3	2	0	7	25	.455	7	0	8	1	.403	0	1	0-0	18	1	0	1.000
Workman,Gage	.324	27-27	108	21	35	5	1	3	22	51	.472	14	0	33	1	.398	1	0	4-5	20	55	6	.926
Lin,Lyle	.295	27-26	112	23	33	3	0	4	32	48	.429	8	0	18	0	.331	4	0	0-0	65	2	2	.971
Ferri,Sam	.291	24-22	79	19	23	6	1	2	18	37	.468	5	2	14	0	.349	0	1	0-0	156	23	1	.994
Aldrete,Carter	.288	26-26	104	21	30	7	0	4	29	49	.471	12	1	22	4	.358	3	0	0-0	52	36	1	.989
Swift,Drew	.271	17-17	59	19	16	6	0	0	10	22	.373	13	0	15	1	.397	1	2	0-0	31	47	4	.951
-----																							
Tolman,Erik	.429	5-1	7	2	3	0	0	0	1	3	.429	0	1	1	0	.500	0	0	0-0	7	6	0	1.000
Cheema,Nick	.286	6-0	7	0	2	0	0	0	0	2	.286	0	0	3	0	.286	0	0	0-0	8	1	0	1.000
Garcia,Dusty	.217	18-3	23	7	5	1	0	0	0	6	.261	6	0	10	0	.379	0	1	3-4	13	0	1	.929
Lidd,Marc	.182	10-0	11	1	2	0	0	1	1	5	.455	0	0	3	0	.182	0	0	0-0	6	2	1	.889
Dabovich,RJ	.000	1-1	1	0	0	0	0	0	0	0	.000	0	0	1	0	.000	0	0	0-0	2	5	0	1.000
La Flam,Luke	.000	1-0	0	1	0	0	0	0	0	0	.000	0	0	0	0	.000	0	0	0-0	1	0	0	1.000
Montoya,Chaz	.000	2-0	0	0	0	0	0	0	0	0	.000	1	0	0	0	1.000	0	0	0-0	0	2	0	1.000
Totals	.336	27	988	268	332	65	6	45	246	544	.551	155	17	207	11	.429	14	7	21-31	742	278	28	.973
Opponents	.235	27	926	114	218	40	2	15	96	307	.332	123	28	236	18	.340	9	9	20-26	682	239	43	.955

LOB - Team (232), Opp (239). DPs turned - Team (24), Opp (18). CI - Team (0), Opp (1). IBB - Team (8), Bishop,H 6, Torkelson,S 1, Workman,G 1, Opp (2). Picked off - Hauver,T 1, Williams,A 1, Workman,G 1.

### (All games Sorted by Earned run avg)

Player	era	w-l	app	gs	cg	sho	sv	ip	h	r	er	bb	so	2b	3b	hr	b/avg	wp	hp	bk	sfa	sha
Marsh,Alec	0.94	7-0	8	7	0	0/2	0	48.0	36	9	5	17	42	11	0	4	.213	1	5	0	1	1
Romero,Sam	0.99	2-0	13	4	0	0/2	2	27.1	32	3	3	5	24	2	0	2	.288	3	3	0	0	0
Tolman,Erik	1.40	3-0	12	1	0	0/0	1	25.2	12	5	4	16	25	4	0	0	.141	5	3	0	1	1
Montoya,Chaz	2.03	2-0	14	0	0	0/0	2	13.1	8	4	3	6	13	0	0	1	.174	0	0	0	0	0
Corrigan,Brady	3.22	2-1	14	0	0	0/0	1	22.1	20	9	8	12	30	4	1	1	.238	1	2	0	1	1
Dabovich,RJ	4.33	5-0	7	7	0	0/0	0	35.1	34	21	17	18	30	8	0	3	.248	3	3	1	1	1
Vander Kooi,Boyd	5.05	3-0	7	7	0	0/1	0	35.2	34	22	20	20	34	2	1	3	.254	4	3	0	0	4
Cacchione,Dom	6.30	0-1	8	1	0	0/1	0	10.0	10	9	7	6	9	3	0	0	.256	1	3	0	2	0
Burzell,Blake	6.75	1-0	13	0	0	0/0	1	14.2	14	14	11	6	16	3	0	1	.241	3	6	0	1	1
-----																						
Lidd,Marc	0.00	0-0	2	0	0	0/0	0	4.0	0	0	0	2	1	0	0	0	.000	0	0	0	0	0
La Flam,Luke	3.86	0-0	3	0	0	0/0	0	4.2	2	2	2	5	6	0	0	0	.125	1	0	1	0	0
Aldrete,Carter	9.00	0-0	1	0	0	0/0	0	1.0	1	1	1	2	1	0	0	0	.250	0	0	0	0	0
Davis,Colby	16.88	0-0	3	0	0	0/0	0	2.2	9	8	5	3	2	3	0	0	.529	0	0	0	1	0
Levine,Will	20.25	0-0	4	0	0	0/1	0	2.2	6	7	6	5	3	0	0	0	.429	2	0	1	1	0
Totals	3.35	25-2	27	27	0	3/3	7	247.1	218	114	92	123	236	40	2	15	.235	24	28	3	9	9
Opponents	8.87	2-25	27	27	0	0/0	0	227.1	332	268	224	155	207	65	6	45	.336	39	17	3	14	7

PB - Team (5), Ferri,S 4, Cheema,N 1, Opp (9). Pickoffs - Team (2), Ferri,S 1, Marsh,A 1, Opp (3). SBA/ATT - Ferri,S (16-21), Dabovich,RJ (5-5), Vander Kooi (3-5), Marsh,A (3-4), Lin,L (4-4), Tolman,E (2-3), Montoya,C (2-2), Corrigan,B (1-2), Romero,S (1-2), Davis,C (1-1), La Flam,L (1-1), Burzell,B (1-1).



# 2019 Sun Devil Baseball

## HOME RUNS/DOUBLE PLAYS/PITCHING/TROPHY CASE

### HOME RUN TRACKER

Player (Season, No.)	Gm # - Date	Opponent	On Base	Inning	Outs	Count	Score	Final
Carter Aldrete (1)	2-Feb. 16	Notre Dame	1	5	2	2-1	9-5	W, 20-7
Carter Aldrete (2)	2-Feb. 16	Notre Dame	2	6	2	2-2	14-5	W, 20-7
Hunter Bishop (1)	3-Feb. 17	Notre Dame	1	1	1	1-1	0-0	W, 16-5
Spencer Torkelson (1)	4-Feb. 20	San Diego	2	5	2	2-2	7-0	W, 12-2
Hunter Bishop (2)	6-Feb. 23	UC Davis	3	2	2	3-1	5-2	W, 13-3
Lyle Lin (1)	6-Feb. 23	UC Davis	3	2	2	3-1	5-2	W, 13-3
Trevor Hauver (1)	7-Feb. 24	UC Davis	2	4	0	1-2	13-0	W, 17-2
Lyle Lin (2)	8-Feb. 26	Pepperdine	0	2	0	2-0	0-0	W, 4-3
Trevor Hauver (2)	8-Feb. 26	Pepperdine	1	7	1	2-2	2-2	W, 4-3
Hunter Bishop (3)	9-March 1	Michigan State	2	3	1	3-0	0-0	W, 8-0
Hunter Bishop (4)	9-March 1	Michigan State	0	8	2	1-1	7-0	W, 8-0
Spencer Torkelson (2)	10-March 2	Michigan State	2	11	2	2-2	5-5	W, 8-5
Trevor Hauver (3)	11-March 3	Michigan State	0	1	0	1-1	0-0	W, 13-2
Hunter Bishop (5)	11-March 3	Michigan State	0	1	1	3-1	1-0	W, 13-2
Carter Aldrete (3)	11-March 3	Michigan State	0	4	0	2-2	7-0	W, 13-2
Trevor Hauver (4)	11-March 3	Michigan State	0	7	0	3-1	8-0	W, 13-2
Alika Williams (1)	12-March 5	Cal State Fullerton	2	3	1	1-1	3-0	W, 6-4
Hunter Bishop (5)	13-March 8	Xavier	1	1	1	0-0	0-0	W, 12-0
Lyle Lin (3)	13-March 8	Xavier	2	3	1	0-1	3-0	W, 12-0
Carter Aldrete (4)	13-March 8	Xavier	0	5	1	1-1	6-0	W, 12-0
Marc Lidd (1)	13-March 8	Xavier	0	7	0	2-1	10-0	W, 12-0
Hunter Bishop (7)	14-March 9	Xavier	0	1	2	1-1	0-0	W, 8-3
Trevor Hauver (5)	14-March 9	Xavier	0	6	1	2-1	7-3	W, 8-3
Hunter Bishop (8)	15-March 10	Xavier	2	3	2	1-1	0-1	W, 11-6
Trevor Hauver (6)	16-March 13	New Mexico State	0	2	2	2-2	2-1	W, 7-3
Hunter Bishop (9)	16-March 13	New Mexico State	0	3	0	1-0	3-1	W, 7-3
Hunter Bishop (10)	16-March 13	New Mexico State	0	8	0	3-2	6-3	W, 7-3
Gage Workman (1)	17-March 15	Washington State	0	2	1	2-1	0-0	W, 6-0
Gage Workman (2)	17-March 15	Washington State	2	3	2	1-1	2-0	W, 6-0
Spencer Torkelson (3)	18-March 16	Washington State	0	1	1	2-1	0-0	W, 8-7
Gage Workman (3)	18-March 16	Washington State	1	2	1	2-0	1-0	W, 8-7
Sam Ferri (1)	18-March 16	Washington State	0	9	0	2-1	7-7	W, 8-7
Hunter Bishop (11)	20-March 20	Cal Baptist	0	1	2	2-1	0-0	W, 15-9
Hunter Bishop (12)	20-March 20	Cal Baptist	1	3	1	2-2	2-0	W, 15-9
Hunter Bishop (13)	21-March 22	at Oregon	0	3	1	3-0	1-0	W, 12-2
Spencer Torkelson (4)	21-March 22	at Oregon	1	4	1	0-1	3-0	W, 12-2
Hunter Bishop (14)	21-March 22	at Oregon	0	4	1	2-2	5-0	W, 12-2
Trevor Hauver (7)	23-March 24	at Oregon	0	9	0	1-0	6-3	W, 7-3
Hunter Bishop (15)	24-March 29	Arizona	0	5	2	1-1	3-0	W, 8-2
Spencer Torkelson (5)	24-March 29	Arizona	0	7	2	3-1	4-2	W, 8-2
Hunter Bishop (16)	25-March 30	Arizona	1	2	2	1-0	3-7	W, 17-16
Spencer Torkelson (6)	26-March 31	Arizona	1	4	0	1-1	7-9	W, 17-16
Alika Williams (2)	26-March 31	Arizona	1	5	2	1-0	11-11	W, 17-16
Lyle Lin (4)	26-March 31	Arizona	1	5	2	1-0	11-11	W, 17-16
Sam Ferri (2)	27-April 2	Long Beach State	0	3	1	3-2	3-9	L, 9-14

### GO-AHEAD RBI/SCORE (RBI/Score responsible for the run to take a lead not relinquished)

Player	Gm # - Date	Opponent	Season #	Inning	Outs	Count	Result	Final
Sam Ferri	1-Feb. 15	Notre Dame	1	2	2	3-2	RBI 2B	10-1
Gage Workman	2-Feb. 16	Notre Dame	1	5	0		PB, E2T	20-7
Hunter Bishop	3-Feb. 17	Notre Dame	1	1	1	1-1	2 RBI HR	16-5
Drew Swift	4-Feb. 20	San Diego	1	2	2	1-0	RBI 2B	12-2
Lyle Lin	5-Feb. 23	UC Davis	1	8	1	2-0	RBI SF	3-2
Lyle Lin	6-Feb. 23	UC Davis	2	1	1	2-1	2 RBI 2B	13-3
Lyle Lin	7-Feb. 24	UC Davis	3	1	1	0-0	RBI 1B	17-2
Trevor Hauver	8-Feb. 26	Pepperdine	1	7	1	2-2	2 RBI HR	4-3
Hunter Bishop	9-March 1	Michigan State	2	3	1	3-0	3 RBI HR	8-0
Spencer Torkelson	10-March 2	Michigan State	1	11	2	2-2	3 RBI HR	8-5
Trevor Hauver	11-March 3	Michigan State	2	1	0	1-1	HR	13-2
Sam Ferri	12-March 5	at Cal State Fullerton	2	2	1	1-1	RBI 43	6-0
Hunter Bishop	13-March 8	Xavier	3	1	1	1-1	2 RBI HR	12-0
Spencer Torkelson	14-March 9	Xavier	2	5	1	0-1	1 RBI 1B	8-3
Hunter Bishop	15-March 10	Xavier	3	1	1	1-1	3 RBI HR	11-6
Alika Williams	16-March 13	New Mexico State	1	2	2	2-2	2 RBI 1B	7-3
Gage Workman	17-March 15	Washington State	1	2	1	2-1	HR	6-0
Sam Ferri	18-March 16	Washington State	3	9	0	2-1	HR	8-7
Alika Williams	19-March 17	Washington State	2	3	1	1-2	1 RBU 1B	6-5
Hunter Bishop	20-March 20	Cal Baptist	4	1	2	2-2	HR	15-9
Drew Swift	21-March 22	at Oregon	2	2	2	0-1	RBI 1B	12-2
Sam Ferri	23-March 24	at Oregon	4	4	0	1-1	RBI 2B	7-3
Carter Aldrete	24-March 29	Arizona	1	1	1	2-0	RBI FC	8-2
Hunter Bishop	25-March 30	Arizona	5	1	1	1-0	2 RBI HR	8-3
Drew Swift	26-March 31	Arizona	3	9	2	1-1	E6F	17-16

### DOUBLE PLAYS

Gm # - Date	Opponent	Pitcher	Scoring	Players	Inning	Outs	Score	Final
2-Feb. 16	Notre Dame	Vander Kooi	.643 GDP	Williams-Swift-Torkelson	2	1	3-1	20-7
2-Feb. 16	Notre Dame	La Flam	.643 GDP	Swift-Aldrete-Torkelson	9	0	20-7	20-7
3-Feb. 17	Notre Dame	Dabovich	.543 GDP	Workman-Swift-Torkelson	1	0	0-0	16-5
4-Feb. 20	San Diego	Cacchione	.463 GDP	Swift-Williams-Torkelson	8	1	12-2	12-2
5-Feb. 23	UC Davis	Marsh	.643 GDP	Williams-Swift-Torkelson	4	1	0-0	3-2
5-Feb. 23	UC Davis	Marsh	.463 GDP	Swift-Williams-Torkelson	6	1	0-2	3-2
7-Feb. 24	UC Davis	Dabovich	.543 GDP	Workman-Aldrete-Torkelson	5	1	16-1	17-2
7-Feb. 24	UC Davis	Dabovich	.163 GDP	Dabovich-Workman-Torkelson	7	1	17-1	17-2
10-March 2	Michigan State	Tolman	.9-2 DP	Denson-Ferri	10	1	5-5	8-5
12-March 5	@ Fullerton	Romero	.643 GDP	Williams-Aldrete-Torkelson	1	1	0-0	6-4
12-March 5	@ Fullerton	Corrigan	.643 GDP	Williams-Aldrete-Torkelson	6	1	6-0	6-4
12-March 5	@ Fullerton	Montoya	.543 GDP	Workman-Aldrete-Torkelson	6	1	6-0	6-4
14-March 9	Xavier	Marsh	.643 GDP	Williams-Aldrete-Torkelson	5	0	3-3	8-3
17-March 15	Washington St.	Marsh	.L43 DP	Aldrete-Torkelson	5	0	5-0	6-0
17-March 15	Washington St.	Marsh	.L53 DP	Workman-Torkelson	6	0	5-0	6-0
17-March 15	Washington St.	Romero	.5U-3 DP	Workman-Torkelson	8	1	6-0	6-0
18-March 16	Washington St.	Vander Kooi	.543 GDP	Workman-Aldrete-Torkelson	2	1	1-0	8-7
18-March 16	Washington St.	Vander Kooi	.L46 DP	Aldrete-Williams	5	1	3-3	8-7
18-March 16	Washington St.	Montoya	.L43 DP	Aldrete-Torkelson	9	1	7-7	8-7
19-March 17	Washington St.	Dabovich	.L64 DP	Williams-Swift	3	0	2-3	6-5
20-March 20	@ Cal Baptist	Romero	.463 GDP	Swift-Williams-Torkelson	5	1	10-0	15-9
21-March 22	@ Oregon	Marsh	.463 GDP	Swift-Williams-Torkelson	2	1	1-0	12-2
21-March 22	@ Oregon	Marsh	.543 GDP	Workman-Swift-Torkelson	3	1	3-0	12-2
22-March 23	@ Oregon	Montoya	.53 GDP	Workman-Torkelson	9	0	4-4	4-5

## 2019 TROPHY CASE

### Perfect Game

Hunter Bishop - Midseason Player of the Year; First Team All-American

Alec Marsh - First Team All-American

Midseason National Team of the Year

### Pac-12 Players of the Week

Spencer Torkelson (Feb. 19)

Hunter Bishop (March 12)

Hunter Bishop (March 25)

Hunter Bishop (April 1)

### Spencer Torkelson

**Preseason All-America Teams** (Collegiate Baseball News (1st Team); National Collegiate Baseball Writers of America (1st Team); Perfect Game (1st Team); D1Baseball.com (1st Team), Baseball American (2nd Team)

### SAVES

No.	Date	Opponent	Pitcher (Save #)	IP (H, R-ER, BB, K)
1	2/23	UC Davis	Erik Tolman (1)	1.0 (0, 0-0, 0, 0)
2	2/26	Pepperdine	Blake Burzell (1)	1.2 (0, 0-0, 0, 1)
3	3/14	New Mexico St.	Chaz Montoya (1)	1.2 (0, 0-0, 0, 3)
4	3/17	Washington St.	Chaz Montoya (2)	0.1 (0, 0-0, 0, 1)
5	3/24	@ Oregon	Sam Romero (1)	3.2 (4, 0-0, 0, 4)
6	3/29	Arizona	Brady Corrigan (1)	2.1 (1, 0-0, 1, 3)
7	3/30	Arizona	Sam Romero (2)	3.0 (4, 0-0, 1, 4)

### QUALITY STARTS

No.	Date	Opponent	Pitcher (QS #)	IP (H, R-ER, BB, K)
1	2/15	Notre Dame	Alec Marsh (1)	6.2 (4, 1-1, 1, 10)
2	2/23	UC Davis	Alec Marsh (2)	8.0 (7, 2-1, 1, 5)
3	2/24	UC Davis	RJ Dabovich (1)	7.0 (4, 1-1, 3, 1)
4	3/17	Michigan State	Alec Marsh (3)	7.0 (5, 0-0, 2, 6)
5	3/3	Michigan State	RJ Dabovich (2)	6.0 (4, 1-1, 2, 5)
6	3/8	Xavier	Boyd Vander Kooi (1)	7.0 (5, 0-0, 2, 6)
7	3/10	Xavier	RJ Dabovich (3)	6.1 (5, 3-1, 3, 6)
8	3/15	New Mexico St.	Alec Marsh (4)	6.1 (6, 0-0, 2, 4)
9	3/22	@ Oregon	Alec Marsh (5)	6.2 (3, 0-0, 5, 4)
10	3/29	Arizona	Alec Marsh (6)	6.1 (3, 2-2, 2, 4)
11	3/30	Arizona	Boyd Vander Kooi (2)	6.0 (5, 3-3, 3, 4)

# 2019 Sun Devil Baseball

## SERIES STATS AND INDIVIDUAL STREAKS

### SERIES STATS

HITTING	W-L	AVG.	R	H	2B	3B	HR	RBI	BB	SO
NOTRE DAME	3-0	.387	46	43	8	0	3	41	22	20
UC DAVIS	3-0	.407	33	44	7	2	3	33	14	16
MICHIGAN STATE	3-0	.339	20	41	8	1	7	28	15	20
XAVIER	3-0	.340	31	35	5	0	7	28	19	18
WASHINGTON STATE	3-0	.327	20	34	4	1	5	18	7	22
OREGON	2-1	.314	23	38	11	0	4	21	14	32
ARIZONA	3-0	.282	33	29	8	0	6	26	29	23
MIDWEEDS	5-1	.313	53	68	14	2	10	51	35	56

PITCHING	W-L	ERA	H	R	ER	BB	SO	SV	SCORE
NOTRE DAME	3-0	4.33	25	13	13	18	30	0	46-13
UC DAVIS	3-0	1.67	20	7	5	6	23	1	33-7
MICHIGAN STATE	3-0	1.55	20	7	5	8	30	1	29-7
XAVIER	3-0	1.67	20	9	5	13	27	0	31-9
WASHINGTON STATE	3-0	3.33	30	12	10	10	21	1	20-12
OREGON	2-1	3.07	20	10	10	21	27	1	23-10
ARIZONA	3-0	6.00	30	21	18	16	27	2	33-21
MIDWEEDS	5-1	4.33	53	35	26	31	51	2	53-235

Multiple Hit Games	2	3	4	5+	Total
Torkelson, Spencer	12	2	1	-	15
Bishop, Hunter	11	1	2	-	14
Hauver, Trevor	8	4	-	1	13
Lin, Lyle	5	5	-	-	10
Workman, Gage	5	3	1	-	9
Williams, Alika	5	-	2	-	7
Aldrete, Carter	3	4	-	-	7
Ferri, Sam	7	-	-	-	7
Denson, Myles	1	3	-	-	4
Swift, Drew	2	2	-	-	4
Tolman, Erik	-	1	-	-	1
TEAM	59	25	6	1	91

Multiple RBI Games	2	3	4	5+	Total
Bishop, Hunter	4	4	2	1	11
Torkelson, Spencer	4	3	2	-	9
Williams, Alika	5	4	-	-	9
Lin, Lyle	5	1	1	1	8
Aldrete, Carter	5	2	-	1	8
Workman, Gage	5	-	1	-	6
Hauver, Trevor	2	2	-	1	5
Ferri, Sam	4	1	-	-	5
Swift, Drew	2	1	-	-	3
Denson, Myles	-	1	-	-	1
TEAM	36	19	6	4	65

Hitting Streaks	Longest	Current
Bishop, Hunter	13	5
Williams, Alika	13	13
Torkelson, Spencer	12	12
Hauver, Trevor	11	3
Workman, Gage	8	2
Denson, Myles	7	-
Aldrete, Carter	6	-
Lin, Lyle	5	2
Swift, Drew	4	-
Ferri, Sam	3	3
Tolman, Erik	1	-
Garcia, Dusty	1	1
Cheema, Nick	1	1
Lidd, Marc	1	-

Reached Base Streaks	Longest	Current
Bishop, Hunter	27	27
Torkelson, Spencer	19	19
Workman, Gage	16	16
Hauver, Trevor	14	14
Williams, Alika	13	13
Aldrete, Carter	8	-
Denson, Myles	8	-
Swift, Drew	7	3
Ferri, Sam	6	3
Lin, Lyle	6	2
Garcia, Dusty	3	1
Lidd, Marc	1	-
Montoya, Chaz	1	1
Cheema, Nick	1	1

# 2019 Sun Devil Baseball

#SUNDEVILPRIDE

## Regular Season Success (entering 2019 season)

- ASU has the highest winning percentage among all Pac-12 schools and the fifth-highest winning percentage among all NCAA schools at .663 (2859-1445-8) behind Texas, Florida State, Miami (FL) and Oklahoma State.
- ASU's 2,859 wins are seventh among all NCAA schools.
- ASU has finished the season nationally ranked in 45 seasons, including 27 times in the top 10, 22 in the top 5 and five No. 1
- ASU has 30 40-win seasons, 18 50-win seasons and four 60-win seasons

## Postseason Success

- 39 NCAA postseason appearances, sixth most in NCAA history, 32 NCAA Regional appearances and 19 Regional titles
- 22 CWS appearances are fourth in NCAA history (Miami (FL))
- 61 CWS wins are both the third-most in NCAA history (Texas, USC)
- 10 CWS final appearances, third most in NCAA history behind USC and Texas (five National Championships, five runner-ups)

## Pacing The Pac-12 In All-Conference Selections

ASU leads the Pac-12 with 37 First Team All-Conference selections since 2010

## A Tradition Of USA Collegiate Baseball

ASU has had 34 players on the USA Baseball Collegiate National Team with Spencer Torkelson (2018) being the most recent member, which is the third-most among all NCAA schools behind USC (53) and Stanford (40). A Sun Devil has been represented on the Collegiate National Team in 26 different seasons, which is third-most behind Stanford and Cal State Fullerton (27). Sun Devils Ryan Burr, Casey Myers and Dustin Pedroia are the only three Devils to make the team in two separate seasons.

## Alone At The Top

ASU's 11 College Baseball Hall of Famers are the most from any single school in college baseball.

### ASU's National College Baseball Hall of Famers

Joe Arnold (ASU: 1968; HOF: 2015)  
Sal Bando (ASU: 194-65 HOF: 2013)  
Eddie Bane (ASU: 1971-73; HOF: 2008)  
Floyd Bannister (ASU: 1974-76; HOF: 2008)  
Alan Bannister (ASU: 1970-72; HOF: 2010)  
Jim Brock (ASU: 1972-94; HOF: 2007)  
Bob Horner (ASU: 1976-78; HOF: 2006)  
Mike Kelly (ASU: 1989-91; HOF 2015)  
Oddibe McDowell (ASU: 1983-84; HOF: 2011)  
Rick Monday (ASU: 1965; HOF: 2016)  
Bobby Winkles (ASU: 1959-71; HOF: 2006)

### National College Baseball Hall of Famers by School

Arizona State - 11  
Texas - 10  
Wichita State - 5  
Louisiana State - 4  
Miami - 4  
Michigan - 4  
Oklahoma State - 4  
USC - 4

## Success Against The Pac-12 Since 2000

- ASU is 17-2 in series' against Washington State with 7 sweeps
- ASU is 12-7 in series' against UCLA with 3 sweeps
- ASU is 11-8 in series' against USC with 3 sweeps
- ASU is 12-7 in series' against Cal with 5 sweeps
- ASU is 11-8 in series' against Washington with 5 sweeps
- ASU is 13-6 in series' against UA with 3 sweeps
- ASU is 10-9 in series' against Oregon State with 4 sweeps
- ASU is 9-2 in series' against Oregon with 3 sweeps
- ASU is 5-1 in series' against Utah with 4 sweeps

The only school in the league with an advantage over ASU since 2000 is Stanford. The Devils are 8-11 in series vs. the Cardinal in that span (ASU: 5 sweeps / Stanford: 2)

ASU has played 170 Pac-10/12 conference series since 2000 and has won or swept 108 of those series (including 42 sweeps), which equates to 63.5 percent. Conversely, ASU has only been swept 9 times in that span.

## All-Time Records\*

All-time record: 2884-1447-8  
All-time conference: 859-521  
Ranked opponents (Since 2010): 75-74  
*24 wins over top-10 teams, including two road series wins over top-5 teams*  
Season openers: 47-13-1  
Doubleheaders: 492-145  
Conference openers: 31-26 all-time  
*(3-5 in Pac-12, 17-14 in Pac-10, 10-7 in WAC)*  
Postseason: 169-78  
Regionals/Supers: 84-30/11-7  
College World Series: 61-38

*\*44 victories, Pac-10 championship, postseason appearance and College World Series berth in 2007 later vacated due to NCAA sanctions. Records do not reflect vacations.*



## Feeling the Draft

10 members of the 2018 squad have had their name called during the MLB draft but have chosen to continue their academic and athletic pursuits at ASU.

Player	Round	Team	Year
Lyle Lin	16th	Mariners	2016
	29th	Astros	2018
Hunter Bishop	24th	Padres	2016
Carter Aldrete	37th	Red Sox	2016
Sam Ferri	38th	Yankees	2016
Gage Workman	14th	Brewers	2017
Colby Davis	23rd	Yankees	2017
Alika Williams	32nd	Yankees	2017
Boyd Vander Kooi	36th	Diamondbacks	2017
Trevor Hauver	37th	Royals	2017
RJ Dabovich	18th	Royals	2018

## MLB Devils

There are currently 11 former Sun Devils on Opening Day rosters this season.

Kole Calhoun	Angels
Ian Kinsler	Padres
Dustin Pedroia	Red Sox*
Trevor Williams	Pirates
Austin Barnes	Dodgers
Mike Leake	Mariners
Eric Sogard	Blue Jays
Tony Barnette	Cubs^
Jason Kipnis	Indians*
Merrill Kelly	Diamondbacks
Ryan Burr	White Sox

\*- IL

^-IR

## Today's Devils Are Tomorrow's Major Leaguers

- Most players taken in the MLB Draft since 2010 (57)
- ASU's 110 Major Leaguers since 1959 are the most in the nation
- The first-ever player drafted by the MLB was Sun Devil alum Rick Monday
- ASU is the only school at any level to have multiple No. 1 overall picks in June MLB Draft history
- Most unique first round players taken in the June MLB Draft with 20 - (excludes compensation picks and re-draftees)
- Most players drafted in a single year (15 in 2008)
- 437 MLB Draft Picks, more than any other school in the country.

## Movin' On Up

- As has become commonplace at Arizona State, five Sun Devils heard their names called in the MLB Draft following the 2018 season. The Sun Devils have had five or more players drafted in 47 of MLB Drafts held since 1956 and five or more players have gotten the call in 14 of the last 16 seasons.

## Keeping the Tradition Alive

- Two Sun Devils made their debuts in the MLB during the 2018 season, bringing ASU's total to 110 all-time - the most among all NCAA schools since 1959. Ryan Burr (White Sox) and Adam McCreery (Braves) each saw their first Big League action when the rosters exploded this past season.
- The Sun Devils have now had at least one major league player on their varsity roster each year from 1961 through 2015, which is the longest current streak in the nation.
- Thirty-five ASU baseball players have made their MLB debuts since 2002.

## Making an Impact

- Since 1999, Sun Devils in the major league have the second-highest WAR among all colleges in the country with a Sun Devil WAR of 152 coming in behind only Long Beach State (214), according to Baseball America.
- The 2008 Sun Devils boasted a trio of eventual first-round picks in 1B Ike Davis (2008, 1st round), 3B Brett Wallace (2008, 1st round) and RHP Mike Leake (2009, 8th overall), plus also OF Jason Kipnis (2009, 2nd round). Davis, Leake and Kipnis all had moments in the sun in the big leagues.
- The program's brightest light is 2B Dustin Pedroia (2004, 2nd round). He and OF Andre Ethier (2003, 2nd round) teamed up in 2002 and 2003.
- Pirates RHP Trevor Williams (2013, 2nd round) is the most prominent ASU alum in his peak years.

# #MLBU

# 2019 Sun Devil Baseball

## ROSTER

### PITCHERS (12)

No.	Name	Yr	B/T	HT	WT	Hometown (High School)
24	Blake Burzell	Fr.	R/R	6'6"	225	Laguna Beach, Calif. (Laguna Beach)
35	Dom Cacchione	Fr.	R/R	6'2"	175	Menlo Park, Calif. (Sacred Heart Prep)
30	Brady Corrigan	So.	R/R	6'2"	210	Plainfield, Ill. (Plainfield North)
11	RJ Dabovich	So.	R/R	6'3"	215	Pueblo, Colo. (Pueblo West/Central Arizona)
22	Colby Davis	So.	R/R	6'8"	235	Scottsdale, Ariz. (Chaparral)
29	Luke La Flam	Fr.	R/R	6'2"	200	Aurora, Colo. (Grandview)
12	Will Levine	Fr.	R/R	6'2"	200	Mission Viejo, Calif. (Mission Viejo)
8	Alec Marsh	Jr.	R/R	6'2"	220	Milwaukee, Wis. (Ronald Reagan)
3	Chaz Montoya	Jr.	L/L	6'0"	160	Glendale, Ariz. (Centennial)
26	Sam Romero	Sr.	R/R	6'2"	195	Phoenix, Ariz. (Alhambra/Phoenix College)
15	Erik Tolman	Fr.	L/L	6'2"	190	Lake Forest, Calif. (El Toro)
19	Boyd Vander Kooi	So.	R/R	6'5"	220	Mesa, Ariz. (Skyline)

### CATCHERS (4)

40	Nick Cheema	Jr.	R/R	5'11"	195	Weatherford, Texas (Aledo/Central Arizona)
9	Sam Ferri	RS So.	R/R	5'11"	185	Norridge, Ill. (Notre Dame College Prep)
27	Lyle Lin	Jr.	R/R	6'1"	200	Taipei, Taiwan (JSerra Catholic)
38	Keolu Ramos	Jr.	R/R	5'10"	185	Mililani, Hawa. (Mililani/San Mateo College)

### INFIELDERS (7)

21	Carter Aldrete	Jr.	R/R	6'2"	205	Monterey, Calif. (Monterey)
28	Cole Austin	RS Jr.	R/R	6'2"	190	Kennesaw, GA (Harrison/West Virginia)
31	Marc Lidd	Fr.	R/R	6'4"	210	Irvine, Calif. (Crean Lutheran)
6	Drew Swift	So.	R/R	6'0"	155	Chandler, Ariz. (Hamilton)
20	Spencer Torkelson	So.	R/R	6'1"	220	Petaluma, Calif. (Casa Grande)
5	Alika Williams	So.	R/R	6'2"	180	San Diego, Calif. (Rancho Bernardo)
14	Gage Workman	So.	S/R	6'4"	200	Queen Creek, Ariz. (Basha)

### OUTFIELDERS (4)

4	Hunter Bishop	Jr.	L/R	6'5"	210	Palo Alto, Calif. (Serra)
17	Myles Denson	Jr.	R/R	6'2"	185	Las Vegas, Nev. (Bishop Gorman)
10	Dusty Garcia	Fr.	L/R	6'0"	175	Port Orchard, Wash. (South Kitsap)
18	Trevor Hauver	So.	L/R	6'0"	205	Chandler, Ariz. (Perry)

13 **Head Coach:** Tracy Smith

2 **Associate Head Coach/Recruiting Coordinator:** Ben Greenspan

47 **Assistant Coach/Pitching Coach:** Mike Cather

7 **Assistant Coach/Hitting Coach:** Michael Earley

23 **Undergraduate Student Assistant Coach:** David Greer

Director of Operations: Daniel Stolper

Sports Medicine/Rehabilitation: Jesse Lowman

Strength and Conditioning: Jason Robbins

Quality Control: Sean Cashman

### NUMERICAL

#### NUMERICAL

3	Chaz Montoya	6-1	160	LHP	L/L	Jr.	Glendale, Ariz./Centennial
4	Hunter Bishop	6-5	210	OF	L/R	Jr.	Palo Alto, Calif./Serra
5	Alika Williams	6-2	165	INF	R/R	So.	San Diego, Calif./Rancho Bernardo
6	Drew Swift	6-0	150	INF	R/R	So.	Chandler, Ariz./Hamilton
8	Alec Marsh	6-2	220	RHP	R/R	Jr.	Milwaukee, Wis./Ronald Reagan
9	Sam Ferri	5-11	185	C	R/R	R-So.	Norridge, Ill./Notre Dame College Prep
10	Dusty Garcia	6-0	170	OF	L/R	Fr.	Port Orchard, Wash./South Kitsap
11	RJ Dabovich	6-3	190	RHP	R/R	So.	Pueblo, Colo./Central Ariz./Pueblo West
12	Will Levine	6-2	189	RHP	R/R	Fr.	Mission Viejo, Calif./Mission Viejo
14	Gage Workman	6-4	175	INF	S/R	So.	Queen Creek, Ariz./Basha
15	Erik Tolman	6-2	180	LHP	L/L	Fr.	Lake Forest, Calif./El Toro
17	Myles Denson	6-2	180	OF	R/R	Jr.	Las Vegas, Nev./Bishop Gorman
18	Trevor Hauver	6-0	190	OF	L/R	So.	Chandler, Ariz./Perry
19	Boyd Vander Kooi	6-5	210	RHP	R/R	So.	Mesa, Ariz./Skyline
20	Spencer Torkelson	6-1	205	INF	R/R	So.	Petaluma, Calif./Casa Grande
21	Carter Aldrete	6-2	205	INF	R/R	Jr.	Monterey, Calif./Monterey
22	Colby Davis	6-8	225	RHP	R/R	So.	Scottsdale, Ariz./Chaparral
24	Blake Burzell	6-6	210	RHP	R/R	Fr.	Laguna Beach, Calif./Laguna Beach
26	Sam Romero	6-2	180	RHP	R/R	Sr.	Phoenix, Ariz./Alhambra
27	Lyle Lin	6-1	201	C	R/R	Jr.	Taipei, Taiwan/JSerra Catholic
28	Cole Austin	6-2	185	INF	R/R	R-Jr.	Kennesaw, Ga./Harrison
29	Luke La Flam	6-2	195	RHP	R/R	Fr.	Aurora, Colo./Grandview
30	Brady Corrigan	6-2	200	RHP	R/R	So.	Plainfield, Ill./Plainfield North
31	Marc Lidd	6-4	200	INF/RHP	R/R	Fr.	Irvine, Calif./Crean Lutheran
35	Dom Cacchione	6-2	170	RHP	R/R	Fr.	Menlo Park, Calif./Sacred Heart Prep
38	Keolu Ramos	5-11	180	C	R/R	Jr.	Mililani, Hawaii/Mililani
40	Nick Cheema	5-11	205	C	R/R	Jr.	Weatherford, Texas/Aledo/Central Arizona

### PRO-NUN-SEE-AY-SHUNS

Carter Aldrete - AL-dreh-tee  
 Dom Cacchione - kuh-SHONE  
 Nick Cheema - CHEE-muh  
 RJ Dabovich - DAB-oh-vich  
 Sam Ferri - FAIR-ee  
 Trevor Hauver - HAW-ver  
 Will Levine - leh-VEEN  
 Boyd Vander Kooi - VAN-der KOY

### ALPHABETICAL

No.	Name	Pos.
21	Aldrete, Carter	INF
28	Austin, Cole	INF
4	Bishop, Hunter	OF
24	Burzell, Blake	RHP
35	Cacchione, Dom	RHP
40	Cheema, Nick	C
30	Corrigan, Brady	RHP
11	Dabovich, RJ	RHP
22	Davis, Colby	RHP
17	Denson, Myles	OF
9	Ferri, Sam	C
10	Garcia, Dusty	OF
18	Hauver, Trevor	OF
29	LaFlam, Luke	RHP
12	Levine, Will	RHP
31	Lidd, Marc	INF/RHP
27	Lin, Lyle	C
8	Marsh, Alec	RHP
3	Montoya, Chaz	LHP
38	Ramos, Keolu	C
26	Romero, Sam	RHP
6	Swift, Drew	INF
15	Tolman, Erik	LHP
20	Torkelson, Spencer	INF
19	Vander Kooi, Boyd	RHP
5	Williams, Alika	INF
14	Workman, Gage	INF

### BY POSITION

Catchers	4
Pitchers	12
Infielders	7
Outfielders	4

### BY CLASS

Seniors	1
Juniors	9
Sophomores	10
Freshmen	7

### BATTING

Lefties	3
Righties	11
Switch	1

### PITCHING

Righties	11
Lefties	2



# 2019 Sun Devil Baseball

## LAST TIME

### Hitting Categories

Hit a grand slam.....	Lyle Lin, Feb. 23, 2019 vs. UC Davis (W, 13-3)
Hit a walkoff HR.....	Sam Ferri, March 16, 2019 vs. Washington State (solo shot in 9th inning)
Led off the game with a HR.....	Trevor Hauver, March 3, 2019 vs. Michigan State (W, 13-2)
Hit for the cycle.....	Travis Buck, March 7, 2003 vs. Southern Utah (W, 19-0)
Team hit for the cycle to open the game.....	April 27, 2003 vs. Washington State (HR/2B/1B/3B)
Hit back-to-back HRs.....	Spencer Torkelson (2-run) and Hunter Bishop, March 22, 2019, at Oregon
Hit back-to-back-to-back HRs.....	Max Rossiter (3-run), RJ Ybarra and Trevor Allen, May 5, 2013 vs. Stanford
Hit two HRs in one game.....	Hunter Bishop (2), March 22, 2019 at Oregon (W, 12-2)
A freshman hit two HR in one game.....	Spencer Torkelson, April 14, 2018, at #2 Stanford
Hit three HRs in one game.....	Joey DeMichele, May 1, 2011 vs. Stanford (TIES ASU RECORD)
Had five hits in one game.....	Trevor Hauver, April 2, 2019, vs. Long Beach State (5-for-6)
Had six hits in one game.....	Travis Buck, March 13, 2005 vs. Western Illinois (went 6-for-8, 3 RBI)
Had seven hits in one game.....	Jerry Mantlo, February 6, 1972 vs. Michigan
Had three doubles in one game.....	Alika Williams, March 3, 2019 vs. Michigan State (W, 13-2)
Had four doubles in one game.....	Travis Buck, February 28, 2004 vs. Connecticut (W, 16-5)
Hit two triples in one game.....	Gage Canning, March 3, 2018 vs. Oklahoma State
Had seven RBI in one game.....	Trevor Hauver, Feb. 24, 2019 vs. UC Davis (W, 17-2)
Had eight RBI in one game.....	Kiel Roling, March 17, 2007 vs. Maine
Had nine RBI in one game.....	Jeremy West, April 27, 2003 vs. Washington State
Stole four bases in one game.....	Drew Maggi, April 10, 2010 at Washington St. (TIES ASU RECORD)
Stole home.....	Colby Woodmansee, March 6, 2016 vs. Eastern Michigan (W, 8-1)
Struck out four or more times in one game.....	4, Gage Workman, March 31, 2019 vs. Arizona
Hitter stranded six runners on base.....	Spencer Torkelson (6), Feb. 20, 2019 vs. San Diego (W, 12-2)
Recorded 13 total bases.....	Gage Canning (13), April 27, Gage Canning, March 18, 2018 vs. Oregon (2 HR, 1 3B, 2 1B)
Had an inside-the-park home run.....	Gage Canning, March 18, 2018 vs. Oregon (W, 18-4)
Had an inside-the-park home run AND a traditional home run.....	Gage Canning, March 18, 2018 vs. Oregon (W, 18-4)
Scored five runs in one game.....	Hunter Bishop (5), March 8, 2019 vs. Xavier (W, 12-0)
Was hit by a pitch two or more times.....	Spencer Torkelson, 2 vs. Utah, April 21, 2018
Walked 4+ times.....	4, Hunter Bishop, vs. Arizona, March 31, 2019 (W, 17-16)
Opponent hit two HRs in one game.....	JJ Matijevic (at #8 Arizona), April 4, 2017 (L, 2-11)
Opponent hit a walkoff HR.....	Evan Williams, at Oregon, March 23, 2019 (off Brady Corrigan)
Opponent hit a leadoff HR.....	Andy Lentz (Washington), May 17, 2008 at Packard Stadium (off Josh Satow)

### Pitching Categories

Threw a no-hitter.....	Ryan Hingst, March 25, 2016 vs. Utah, (W, 5-0)
Threw a perfect game.....	Eddie Bane, March 2, 1973, vs. Cal State Northridge (W, 9-0)
Threw a one-hitter.....	Brian Flores, May 20, 2007 at Oregon State (W, 8-1)
Threw a two-hitter.....	Will Waldrip, Jan. 23, 1999 vs. Hawaii-Hilo (W, 3-0)
Were no-hit.....	Phil Keller, March 23, 1970 vs. Stanford (L, 1-0)
Were one-hit.....	Noah Bremer, at Washington, May 12, 2017 (L, 0-4)
Threw a complete game.....	Eli Lingos, March 30, 2018 at Washington St. (W, 7-0)
Threw a complete game shutout.....	Eli Lingos, March 30, 2018 at Washington St. (W, 7-0)
Threw back-to-back complete games.....	Trevor Williams, 3/1/13 vs. Pacific (W, 8-1) and 3/9 vs. Long Beach State (W, 4-0)
Threw back-to-back complete game shutouts.....	Brady Rodgers/Kramer Champlin, May 20 and 21, 2011 at Washington
Had an opposing pitcher throw a complete game.....	Noah Bremer, at Washington, May 12, 2017 (L, 0-4)
Shut out an opponent (one or more pitchers).....	March 15, 2019 vs. Washington State (6-0, 3 pitchers)
Were shutout.....	vs. UNCW, March 10, 2018 (0-9)
Struck out 10 or more batters in a game.....	Alec Marsh (10), Feb. 15, 2019 vs. Notre Dame (6.2 IP)
Struck out 15 or more batters in a game.....	Mike Leake (15), May 30, 2009 vs. Oral Roberts (CG, 4-1 Win in Tempe Regional)
Had an opposing pitcher strike out 10 or more Sun Devils.....	Ryne Nelson (10), at Oregon, March 23 2019 (L, 4-5 (12))
Did not walk a batter (complete game).....	Ryan Kellogg, May 14, 2015 vs. Washington State (W, 5-0)
Recorded 10 wins in a season.....	Ryan Kellogg, 11-1 (2013)
Hit three batters in a game.....	Brett Lilek (3), April 4, 2015 at Utah (W, 6-5)

### Fielding Categories

Had no errors in three straight games.....	Feb 15-16-17, 2019 vs. Notre Dame
Committed three or more errors in one game.....	Andrew Snow (3), Feb. 17, 2017 vs. Northwestern
Had 16 or more putouts in one game.....	Zach Wilson(20), First Base, April 21, 2011 at Cal
Had 20 or more put outs in one game.....	Zach Wilson (20), First Base, April 21, 2011 at Cal
Had eight or more assists in one game.....	Drew Swift (8), Shortstop, May 14, 2018 vs. Pacific
Caught and pitched in the same game.....	Jordan Swagerty, March 17, 2010 vs. USC (2x in 2010)
Turned four double plays in one game.....	April 22 2017, vs. CSUB
Turned five+ double plays in one game.....	5, April 25, 2010, vs. Washington (TIES ASU RECORD)
Turned a triple play.....	Eric Sogard (2B), Brett Wallace (1B) and Andrew Romine SS, February 27, 2007 at Arizona

### Scoring and Misc. Categories

Recorded 20+ hits.....	20, Feb. 16, 2019 vs. Notre Dame (W, 20-7)
Recorded 20+ hits in back-to-back games.....	22 and 22, February 3-4, 2007 vs. Southern Utah
Scored 20+ runs.....	20, Feb. 16, 2019 vs. Notre Dame (W, 20-7)
Scored 30+ runs.....	30, March 13, 2005 vs. Western Illinois (W, 30-13 in Baton Rouge, La.)
Scored 10+ runs in one inning.....	11, April 26, 2015 vs. Tennessee Tech (W, 16-4)
Left 15+ runners on base in one game.....	15, March 5, 2016 vs. Eastern Michigan (W, 5-4 (11))
Walked 15+ times in a game.....	15, March 31, 2019 vs. Arizona (W, 17-16)
Stranded 15+ opponent runners on base in one game.....	15, March 23, 2019, vs. at Oregon (L, 4-5 (12))
Surrendered a ninth inning lead.....	March 16, 2019, vs. Washington State (led 7-6, won 8-7)
Swept a three-game Pac-12 series.....	March 29-31, 2019 vs. Arizona (8-2, 8-3, 17-16)
Swept a three-game Non-Conference series.....	March 8-10, 2019 vs. Xavier (12-0, 8-3, 11-6)
Were swept in a Pac-12 series.....	April 13-15, 2018 at #2 Stanford (1-3, 6-11, 3-10)
Were swept in a Pac-12 series at home.....	May 18-20 vs. #15 Arizona (5-6, 1-3, 5-9)
Played in extra innings.....	12, March 23, 2019 at Oregon (L, 4-5)
Played in 14+ innings.....	14, March 9, 2016 at Cal State Fullerton (W, 2-1 W)
Played back-to-back extra inning games.....	March 29-30, 2018, at Washington State (L, 8-7 (10)), (L, 4-3 (11))
Played a game lasting 5+ hours.....	5 hours, 10 minutes, March 31, 2019 vs. Arizona (W, 17-16)

# 2019 Sun Devil Baseball

## RECORD WHEN/PITCHING BREAKDOWN

### Record When...

Overall .....	25-2	Scoring 0-2 runs .....	0-0	After 8 leading .....	23-0
Conference.....	8-1	..... 3-5 runs .....	2-1	..... trailing .....	0-1
Non-Conference .....	17-1	..... 6-9 runs .....	11-1	..... tied .....	2-1
Home games.....	22-1	..... 10+ runs .....	12-0	Hit 0 home runs.....	3-1
Away games .....	3-1	Opponent 0-2 runs .....	10-0	... 1 home run .....	8-1
Neutral site .....	0-0	..... 3-5 runs.....	10-1	... 2+ home runs .....	14-0
Day games .....	8-1	..... 6-9 runs.....	4-0	Opponent 0 home runs .....	12-1
Night games .....	17-1	..... 10+ runs .....	1-1	..... 1 home run .....	12-1
vs Left starter .....	8-1	Scored in 1st inning .....	14-1	..... 2+ HRs .....	1-0
vs Right starter .....	17-1	Opp. scored in 1st .....	4-1	Made 0 errors .....	9-0
1-Run games .....	5-1	Scores first .....	19-0	... 1 error .....	11-0
2-Run games .....	1-0	Opp. scores first .....	6-2	... 2+ errors .....	5-2
5+Run games .....	16-1	After 6 leading .....	23-0	Opp. made 0 errors .....	4-0
Extra innings .....	1-1	..... trailing .....	2-2	..... 1 error .....	9-2
Shutouts.....	3-0	..... tied .....	0-0	..... 2+ errors.....	12-0
		After 7 leading .....	24-0	Out-hit opponent .....	21-2
		..... trailing .....	1-2	Out-hit by opponent .....	3-0
		..... tied .....	0-0	Hits are tied .....	1-0

### A Look At the Pitching Staff

#### Arizona State Starters

Pitcher	Starts/QS	Pct.	PC/Start	IP/Start	ER Against/Start	Runs For/Start	PCK	DP	Team Record
Alec Marsh	7/6	85.7	681/97.3	46.0/6.2	5/0.7	39/5.6	2	7	7-0
Boyd Vander Kooi	7/2	28.6	578/82.6	35.2/5.0	20/2.9	43/6.1	0	3	6-1
RJ Dabovich	7/3	42.9	577/82.4	35.1/5.0	17/2.4	56/8.0	0	3	7-0
Sam Romero	4/0	0.0	193/48.3	11.1/3.0	1/0.3	18/4.5	0	2	4-0
Erik Tolman	1/0	0.0	75/75.0	5.0/5.0	0/0.0	2/2.0	0	0	1-0
Dom Cacchione	1/0	0.0	15/15.0	0.1/0.1	4/4.0	0/0.0	0	0	0-1

#### Arizona State Bullpen (Relief Appearance Stats Only)

Reliever	APP	IP	H	R	ER	BB	SO	SV	ERA	IR/Scored	1st Bat. Faced/Ret.
Marc Lidd	2	4.0	0	0	0	2	1	0	0.00	0/0	2/2
Alec Marsh	1	2.0	2	1	0	1	3	0	0.00	3/3	1/0
Sam Romero	9	16.0	18	2	2	3	14	2	1.12	7/3	9/7
Erik Tolman	11	20.2	9	4	4	15	23	1	1.74	9/2	11/10
Chaz Montoya	14	13.1	8	4	3	6	13	2	2.03	17/1	14/12
Dom Cacchione	7	9.2	8	5	3	4	9	0	2.79	4/0	7/7
Brady Corrigan	14	22.1	20	9	8	12	30	1	3.22	20/3	14/8
Luke La Flam	3	4.2	2	2	2	5	6	0	3.86	0/0	3/1
Blake Burzell	13	14.2	14	14	11	6	16	1	6.75	12/5	13/10
Carter Aldrete	1	1.0	1	1	1	2	1	0	9.00	0/0	1/0
Colby Davis	3	2.2	9	8	5	3	2	0	16.88	3/2	3/2
Will Levine	4	2.2	6	7	6	5	4	0	20.25	0/0	4/1

# 2019 Sun Devil Baseball

## TEAM AND INDIVIDUAL RANKINGS/RECORD WATCH

### NATIONAL RANKINGS

Category	Team	Nat'l	Pac-12	Value
Base on Balls (297 ranked)		25	2	155
Batting Average (297 ranked)		3	1	0.336
Double Plays (296 ranked)		34	2	24
Double Plays Per Game (297 ranked)		37	1	0.89
Doubles (297 ranked)		8	1	65
Doubles Per Game (297 ranked)		7	1	2.41
Earned Run Average (297 ranked)		29	5	3.35
Fielding Percentage (297 ranked)		70	6	0.973
Hit Batters (296 ranked)		144	3	28
Hit by Pitch (297 ranked)		258	9	17
Hits (297 ranked)		4	1	332
Hits Allowed Per Nine Innings (297 ranked)		59	6	793
Home Runs (296 ranked)		4	1	45
Home Runs Per Game (297 ranked)		4	1	1.67
On Base Percentage (297 ranked)		3	1	0.429
Runs (297 ranked)		3	1	268
Sacrifice Bunts (295 ranked)		240	9	7
Sacrifice Flies (294 ranked)		64	4	14
Scoring (297 ranked)		3	1	9.9
Shutouts (118 ranked)		26	2	3
Slugging Percentage (297 ranked)		2	1	0.551
Stolen Bases (297 ranked)		215	6	21
Stolen Bases Per Game (297 ranked)		226	7	0.78
Strikeout-to-Walk Ratio (297 ranked)		144	7	1.92
Strikeouts Per Nine Innings (297 ranked)		116	8	8.6
Triples (291 ranked)		130	5	6
Triples Per Game (296 ranked)		147	6	0.22
WHIP (297 ranked)		78	6	1.38
WL Pct (297 ranked)		1	1	0.926
Walks Allowed Per Nine Innings (297 ranked)		158	8	4.48

### Individual

Category	Name	Nat'l	Pac-12	Value
Base on Balls (150 ranked)	Hunter Bishop	20	3	26
	Trevor Hauver	38	5	24
	Spencer Torkelson	76	7	22
Base on Balls Per Game (144 ranked)	Hunter Bishop	26	5	0.96
	Trevor Hauver	45	6	0.89
	Spencer Torkelson	95	7	0.81
Batting Average (250 ranked)	Hunter Bishop	16	2	0.417
	Trevor Hauver	47	5	0.391
	Spencer Torkelson	68	6	0.384
Doubles (123 ranked)	Alika Williams	105	8	0.371
	Hunter Bishop	123	3	9
	Trevor Hauver	123	3	9
	Alika Williams	123	3	9
Earned Run Average (198 ranked)	Alec Marsh	12	2	0.94
	Sam Romero	15	3	0.99
Games Started (23 ranked)	RJ Dabovich	23	2	7
	Alec Marsh	23	2	7
	Boyd Vander Kooi	23	2	7
Hits (128 ranked)	Hunter Bishop	37	1	43
	Trevor Hauver	37	1	43
	Spencer Torkelson	37	1	43
Hits Allowed Per Nine Innings (150 ranked)	Alec Marsh	140	8	6.75
Hits Per Game (149 ranked)	Hunter Bishop	26	1	1.59
	Trevor Hauver	26	1	1.59
	Spencer Torkelson	26	1	1.59
Home Runs (93 ranked)	Hunter Bishop	1	1	16
	Trevor Hauver	53	4	7
	Spencer Torkelson	93	5	6
Home Runs Per Game (149 ranked)	Hunter Bishop	1	1	0.59
	Trevor Hauver	75	5	0.26
	Spencer Torkelson	125	8	0.22
On Base Percentage (150 ranked)	Hunter Bishop	6	2	0.552
	Trevor Hauver	40	6	0.5
	Spencer Torkelson	73	7	0.486
Pitching Appearances (87 ranked)	Brady Corrigan	87	7	14
	Chaz Montoya	87	7	14
Runs (129 ranked)	Hunter Bishop	1	1	45
	Trevor Hauver	6	2	39
	Spencer Torkelson	30	4	33
	Alika Williams	66	6	30
Runs Batted In (133 ranked)	Hunter Bishop	7	1	41
	Lyle Lin	48	2	32
	Spencer Torkelson	48	2	32
	Carter Aldrete	83	6	29
	Alika Williams	105	8	28
Runs Batted In Per Game (128 ranked)	Hunter Bishop	6	1	1.52
	Lyle Lin	48	3	1.19
	Spencer Torkelson	48	3	1.19
	Carter Aldrete	73	8	1.12
	Alika Williams	113	10	1.04
Runs Per Game (122 ranked)	Hunter Bishop	1	1	1.67
	Trevor Hauver	6	2	1.44
	Spencer Torkelson	27	5	1.22
	Alika Williams	59	7	1.11
Sacrifice Flies (102 ranked)	Lyle Lin	32	2	4
	Carter Aldrete	102	6	3
Slugging Percentage (248 ranked)	Hunter Bishop	1	1	1.01
	Trevor Hauver	52	4	0.664
	Spencer Torkelson	120	10	0.607
Stolen Bases (143 ranked)	Hunter Bishop	106	2	10
Stolen Bases Per Game (149 ranked)	Hunter Bishop	136	3	0.37
Strikeout-to-Walk Ratio (150 ranked)	Sam Romero	101	4	4.8
Strikeouts (144 ranked)	Alec Marsh	144	5	42
Total Bases (142 ranked)	Hunter Bishop	1	1	104
	Trevor Hauver	27	2	73
	Spencer Torkelson	56	4	68
Triples (127 ranked)	Hunter Bishop	127	8	2
	Myles Denson	127	8	2
Triples Per Game (149 ranked)	Myles Denson	127	8	0.1
Victories (61 ranked)	Alec Marsh	1	1	7
	RJ Dabovich	18	3	5
Walks Allowed Per Nine Innings (150 ranked)	Sam Romero	90	3	1.65

### RECORD WATCH

#### ASU HOME RUNS (CAREER)

10.) Jeremy West (2001-03)	36
Ted Dyson (1983-87)	
Mike Sodders (1980-81)	

--.) Spencer Torkelson (2018-p)..... 31

--.) Hunter Bishop (2016-p)..... 26

### SUN DEVIL PROSPECTS

#### D1BASEBALL.COM

#### 2019 Draft - National Top 150 College Prospects

Hunter Bishop (5)

Alec Marsh (85)

#### 2019 Draft - Preseason Top 350 College Prospects

Carter Aldrete (251)

Sam Ferri (284)

#### 2020 Draft - Preseason National Top 150 College Prospects

Spencer Torkelson (2)

Gage Workman (47)

Boyd Vander Kooi (75)

RJ Dabovich (127)

Alika Williams (133)

Erik Tolman (145)

#### 2019 Draft - Preseason Pac-12 Only

Hunter Bishop (10)

Alec Marsh (24)

Carter Aldrete (32)

Sam Ferri (34)

Lyle Lin (40)

#### 2020 Draft - Preseason Pac-12 Only

Spencer Torkelson (1)

Gage Workman (5)

Boyd Vander Kooi (11)

RJ Dabovich (16)

Alika Williams (17)

Erik Tolman (19)

Drew Swift (25)

Colby Davis (33)

Trevor Hauver (39)

### BASEBALL AMERICA

#### 2019 Draft - National Top 200 Overall Prospects

Hunter Bishop (13)

#### 2020 Draft - National Top 50 Sophomore Prospects

Spencer Torkelson (1)



**LF**

**Trevor Hauver, 25-2**

**CF**

**Hunter Bishop, 25-2**

**RF**

**Carter Aldrete, 15-1**

Myles Denson, 9-0

Dusty Garcia, 1-1

**SS**

**Alika Williams, 25-2**

**2B**

**Drew Swift, 15-2**

Carter Aldrete, 10-0

**3B**

**Gage Workman, 25-2**

**SP**

**Alec Marsh, 7-0**

**Boyd Vander Kooi, 6-1**

**RJ Dabovich, 7-0**

**Sam Romero, 4-0**

**Erik Tolman, 1-0**

**Dom Cacchione, 0-1**

**1B**

**Spencer Torkelson, 25-2**

**DH**

**Lyle Lin, 19-2**

Myles Denson, 3-0

Dusty Garcia, 1-0

Erik Tolman, 1-0

**C**

**Sam Ferri, 20-2**

Lyle Lin, 5-0

# 2019 Sun Devil Baseball

HEAD COACH



## TRACY SMITH - HEAD COACH - FIFTH SEASON (23rd OVERALL)

Tracy Smith, the 2013 National Coach of the Year, was hired as the fifth head baseball coach in program history on June 24, 2014, and enters his fifth season at the helm of the Sun Devil baseball program.

Smith has established a reputation of evaluating and developing talent as more than 50 student-athletes since 2000 improved their stock in the Major League Baseball Draft under Smith's tutelage, including four who became first-round draft picks after going undrafted out of high school.

In 22 total years as a head coach, Smith has seen 80 of his players selected in the MLB Draft, including 73 draftees since 2000 and 33 in the first 10 rounds. He has mentored 48 Major League Baseball draft picks over the past eight seasons, including the fourth overall pick in the 2014 Major League Baseball June Amateur Draft (Kyle Schwarber) and three first-round selections in the 2009 MLB June Draft (Eric Arnett, Josh Phegley, Matt Bashore).

In 2018, Smith eclipsed 700 career wins as an NCAA head coach while also overseeing one of the most prolific freshman campaigns in collegiate baseball history as Spencer Torkelson became the first freshman to ever lead the nation in home runs, finishing with 25 on the season.

Torkelson knocked two more home runs than any other player and just one shy of the NCAA freshman record. Torkelson was just the sixth player to reach 25 home runs since the BBCOR batting technology changes took effect in 2011 and the only freshman in the NCAA to reach the milestone in that time.

Against Washington State, he surpassed the previous Sun Devil freshman record of 11 home runs set by Barry Bonds in 1983. Torkelson finished tied with Bob Horner (1978) for second in ASU single-season history, just two shy of Mitch Jones' school record 27 in 2000.

Torkelson slugged .743 on the season (25 homers, 12 doubles), the third-highest total for any freshman in the NCAA in the past two decades and the highest for a freshman in the BBCOR era (since 2011). Only Rickie Weeks (.849 in 2001) and Jeremy Baltz (.771, 2010) have posted higher freshman slugging percentages in the past 20 years.

Smith saw five of his student-athletes taken in the 2018 MLB Draft, including fifth-round selection Gage Canning to the Washington Nationals. Canning wrapped the season as one of the elite five-tool players in the country, finishing with a .369 average and a Pac-12 leading 87 hits on the season. Canning was the national leader in triples with 11, and now has 25 in his career at ASU – good for third in school history and the most since Ed Irvine tied the school record of 26 between 1977-79.

Canning reached base in 54 of 55 games for the Sun Devils this season and logged a hit in 47 of those. He led the team with multiple hits in 26 games and had 11 games with three or more hits, becoming the first Sun Devil player to have at least 10 games with 3+ hits since Brett Wallace did so from 2007-08.

With one more home run, Canning would have become the first player in the BBCOR batting era (since 2011) to record double digit numbers in doubles, triples AND home runs. He finished the season with nine homers, 17 doubles and 11 triples, slugging .648 for the season – good for third in the Pac-12 and 38th nationally.

Defensively, Canning was flawless after shifting to center field and logged just one error on the season on 144 chances for a .993 fielding percentage.

The 2017 campaign saw Canning emerge as one of the elite players in the Pac-12. The California-native led the team in virtually every hitting category, including batting average (.332), runs (37), doubles (12), triples (8), home runs (6) and slugging percentage (.538). He was the only player in the Pac-12 to finish with a double-digit number of doubles while also posting at least six home runs and six triples.

Season	Team	Overall	Conference (Standing)	Postseason
1997	Miami (OH)	27-28	17-13 (4th)	MAC Tournament
1998	Miami (OH)	33-26	17-13 (3rd - East)	MAC Tournament
1999	Miami (OH)	34-27	20-12 (2nd - East)	MAC Tournament
2000	Miami (OH)	40-23	16-12 (3rd - East)	NCAA Regional
2001	Miami (OH)	35-25	16-12 (4th - East)	MAC Tournament
2002	Miami (OH)	31-28	16-12 (3rd - East)	MAC Tournament
2003	Miami (OH)	36-24-1	19-9 (2nd - East)	MAC Tournament
2004	Miami (OH)	36-21	14-8 (1st - East)	MAC Tournament
2005	Miami (OH)	45-18	17-4 (1st - East)	NCAA Regional
	<b>Miami (OH)</b>	<b>317-220-1</b>	<b>152-95</b>	
2006	Indiana	22-34	11-21 (10th)	
2007	Indiana	19-35	8-23 (10th)	
2008	Indiana	31-30	15-17 (6th)	Big Ten Tournament
2009	Indiana	32-27	16-7 (3rd)	NCAA Regional
2010	Indiana	28-27	12-12 (t-5th)	Big Ten Tournament
2011	Indiana	30-25	11-13 (7th)	
2012	Indiana	32-28	16-8 (2nd)	Big Ten Tournament
2013	Indiana	49-16	17-7 (1st)	College World Series
2014	Indiana	44-15	21-3 (1st)	First-ever Big 10 National Seed
	<b>Indiana</b>	<b>287-237</b>	<b>127-111</b>	
2015	Arizona State	35-23	18-12 (t-3rd)	NCAA Regional
2016	Arizona State	36-23	16-14 (t-3rd)	NCAA Regional
2017	Arizona State	23-32	8-22 (t-10th)	
2018	Arizona State	23-32	13-17 (7th)	
2019	Arizona State	25-2	8-1	
	<b>Arizona State</b>	<b>142-112</b>	<b>63-66</b>	
	<b>Total</b>	<b>746-569-1</b>	<b>342-272</b>	

On top of dominating the leader boards at ASU, Canning's eight triples were the most by a player in the conference and second-most in the NCAA. Canning also recorded 120 total bases on the season, good for third in the conference. The outfielder really hit his stride in the middle of the season, as he went on a 12-game tear in which he hit at a .538 clip, including five three-hit nights and a four-hit performance.

Smith also helped oversee the emergence of Hunter Bishop as one of the exciting young freshmen in the country on the year. The freshman finished his 2017 campaign with an impressive .301 batting average, five doubles, four triples and five home runs. He ranked second on the team – behind only Canning – in batting average, runs scored (27), triples, home runs and slugging percentage (.484). Bishop started 31 games in the outfield season to become just the sixth ASU freshman in the past 15 years to start over 50 percent of the season in the outfield, most recently done by Canning last season. His 10 multi-RBI games were also a team-best.

In 2016, Smith piloted the Sun Devils to a regional final for the first time since 2013. The Sun Devils' 36 wins were the most in the previous three years and they finished tied for third in the Pac-12. Five players were selected in the 2016 Major League Baseball Draft, marking 14 total players who have been taken in the draft during Smith's tenure.

Eight Devils earned All-Pac-12 honors on the season, including first team selections David Greer, Seth Martinez, Brian Serven and Colby Woodmansee. All four players would go on to be selected in the MLB draft with Greer (third team), Martinez (second team) and Woodmansee (third team) earning Louisville Slugger All-America accolades.

# 2019 Sun Devil Baseball

## HEAD COACH

In his first season at ASU, Smith led the Sun Devils to a postseason berth, a third-place finish in the Pac-12 and 30-plus wins.

He became one of five active coaches, and one of eight all-time, to bring three different Div. I schools to NCAA Regional play as he guided the Sun Devils to a No. 2 seed in the Fullerton Regional in 2015.

A exceptional recruiter, Smith was instrumental in Sun Devil Baseball's signing of the nation's top recruiting class in 2016, which included eight players who had been drafted by the Major League out of high school. His 2017 class was also rated in the Top-5 nationally and was the No. 1 class in the West.

He has amassed a 698-535-1 career record in 21 seasons as a head coach at three different schools, including nine seasons at both Miami (Ohio) and Indiana, and one year at Arizona State. His 698 victories rank in the top 50 among active coaches in the NCAA, and his 21 seasons represent the sixth-fewest number of years on that list.

Smith instituted a change in culture at Arizona State and his demand for excellence both on and off the field was represented as the Devils led the Pac-12 in both all-conference and all-academic honorees in 2014.

Nineteen players have earned Pac-12 All-Academic honors in Smith's first two seasons, tied for the most in Sun Devil history for a two-year span. ASU's 10 selections in Smith's first season led the Pac-12.

His emphasis on defense became evident right away as ASU vastly improved its fielding percentage and lowered its number of errors committed in Smith's first season. The Devils finished fourth in the Pac-12 in both categories in 2015 after ranking near the bottom of the conference from 2010-14.

An accomplished fundraiser, Smith played a huge role in helping transition the Sun Devil Baseball program into Phoenix Municipal Stadium. His vision saw a renovated clubhouse, complete with an alumni locker room and an academics center, as well as an increased prominence on the program's historical accomplishments. Capital improvements included a state-of-the art video board, batting tunnel, a weight room and training room, creation of a grass berm and patio installations, and premium seating options. Smith also played a huge role in facility upgrades at both Indiana University and Miami (Ohio) and was instrumental in the approval and design of both Miami's Stanley G. McKie Field at Joseph P. Hayden Jr. Park and Indiana's Bart Kaufman Field.

Smith earned National Coach of the Year honors and was a unanimous choice for Big Ten Coach of the Year after he led IU to the school's only College World Series appearance in 2013. The following season in 2014, Smith led the Hoosiers to the No. 4 national seed in the NCAA Tournament, the first national seed in Big Ten baseball history.

Smith came to Tempe with 18 years of experience as a collegiate head coach, including nine at Miami University (Ohio) and nine at IU, where he was two-time Big Ten Coach of the Year. He led both programs to a pair of NCAA Regional appearances and more than 600 combined career victories.

He tallied more than 40 wins in his final two seasons at IU and led the Hoosiers to consecutive Big Ten Conference Championships for the first time in school history. IU won the Big Ten regular season and B1G Tournament title in 2013, marking the school's first regular season conference championship since 1949 and the first outright crown since 1932, and advanced to the 2013 College World Series, which ended the Big Ten's 29-year CWS absence.

Smith took an IU program that had finished 10th in the Big Ten six times in an eight-year stretch between 2000 and 2007, and led the Hoosiers to an NCAA Regional in 2009 and to the College World Series in 2013. IU notched a program-best 21 conference wins in 2014 and secured eight first team All-Big Ten selections to tie a conference mark for most first team honorees from one school.

Smith's Academic Progress Rate as a head coach increased each season until it reached a perfect 1000 in two-year stretch between 2008-10.

IU saw eight players on 12 occasions be named All-Americans under Smith, including four in 2014, which was the highest total in program history and the second straight season that IU produced three or more All-Americans.

Smith mentored two Big Ten Players of the Year, three Big Ten Pitchers of the Year and a pair of Big Ten Freshman of the Year in nine seasons at IU, and at least one Hoosier earned Freshman All-America honors in six of the past seven seasons in Bloomington.

He has landed three players on the USA Baseball Collegiate National Team and mentored numerous players at all positions, including outfielder Alex Dickerson, who was named Big Ten Player of the Year and won the Big Ten Triple Crown in 2010, right-handed pitcher Aaron Slegers, who was named 2013 Big Ten Pitcher of the Year, and catcher Kyle Schwarber, who was named an All-American by five major college baseball groups in 2014.

In nine years at the helm of the RedHawks baseball program, Smith compiled eight straight 30-win seasons, two NCAA Regional appearances and advanced to the Mid-American Conference Tournament finals six times.

He began his coaching career as head coach at Miami University-Middletown in 1990, served as an assistant coach at Miami (Ohio) from 1993-94 and was the pitching coach at IU from 1995-96.


A four-year letterwinner at Miami (Ohio), Smith was a pitcher and an infielder for the RedHawks, and played three minor league seasons in the Chicago Cubs organization. He also participated in 1992 Major League Scouting Bureau's Professional Scout School as a representative of the Cubs.

Born Feb. 14, 1966, Smith graduated with a bachelor's degree in Education from Miami (Ohio) in 1989 and completed a master's degree in Sport Organization from Miami (Ohio) in 1992.




# 2019 Sun Devil Baseball

## TV/RADIO ROSTER



**Carter Aldrete**  
OF/INF | R/R | Jr.



**Cole Austin**  
INF | R/R | R-Jr.




**Hunter Bishop**  
OF | L/R | Jr.



**Blaze Buzzell**  
RHP | R/R | Fr.



**Dom Cacchione**  
RHP | R/R | Fr.



**Nick Cheema**  
C | R/R | Jr.



**Brady Corrigan**  
RHP | R/R | So.




**RJ Dabovich**  
RHP | R/R | So.




**Colby Davis**  
RHP | R/R | So.



**Myles Denson**  
INF | R/R | Jr.



**Sam Ferri**  
C | R/R | R-So.



**Dusty Garcia**  
OF | L/R | Fr.



**Trevor Hauver**  
OF | L/R | So.



**Luke La Flam**  
RHP | R/R | Fr.




**Will Levine**  
RHP | R/R | Fr.

# 2019 Sun Devil Baseball

TV/RADIO ROSTER



**Marc Lidd**  
INF | R/R | Fr.



**Lyle Lin**  
C | R/R | Jr.




**Alec Marsh**  
RHP | R/R | Jr.



**Chaz Montoya**  
LHP | L/L | Jr.



**Keolu Ramos**  
C | R/R | Jr.



**Sam Romero**  
RHP | R/R | Sr.



**Drew Swift**  
INF | R/R | So.



**Eric Tolman**  
LHP | L/L | Fr.



**Spencer Torkelson**  
INF | R/R | So.



**Boyd Vander Kooi**  
RHP | R/R | So.



**Alika Williams**  
INF | R/R | So.



**Gage Workman**  
INF | S/R | So.



# 2018 Sun Devil Baseball

## CAREER GAME HIGHS

### Aldrete,C

Hits: 3, 11 times  
 Doubles: 2, (1-6H), USC, Apr 08, 2018  
 Triples: 1, (1-6H), Utah, Apr 20, 2018; Miami (OH), Feb 17, 2018; at Washington, May 13, 2017  
 Home runs: 2, (1-6H), Notre Dame, Feb 18, 2019  
 Total bases: 9, (1-5H), Notre Dame, Feb 18, 2019  
 RBI: 6, (1-6H), Notre Dame, Feb 18, 2019  
 Runs scored: 3, (1-6H), Notre Dame, Feb 18, 2019, Michigan State, Mar 03, 2019, Long Beach State, Mar 11, 2017  
 Walks: 2, 10 times  
 Hit by pitch: 1, 4 times  
 Struck out: 3, (1-8H), 7 times  
 Sacrifices: 2, (1-6H), CSU, Apr 23, 2017  
 Sacrifices: 1, (1-6H), 4 times  
 At bats: 6, (1-6H), at San Diego, May 09, 2018  
 Stolen bases: 1, Northwestern, Feb 17, 2017, at Pepperdine, Mar 08, 2018, at USC, Mar 24, 2017  
 Caught stealing: 1, (1-3rd), 4 times  
 Innings pitched: 1.0, Cal Baptist, Mar 20, 2019  
 Walks allowed: 2, Cal Baptist, Mar 20, 2019  
 Strikeouts: 1, Cal Baptist, Mar 20, 2019  
 Batters faced: 8, Cal Baptist, Mar 20, 2019  
 Field chances: 11, at Oregon State, Apr 27, 2018  
 Putouts: 10, at Oregon State, Apr 27, 2018  
 Assists: 6, (1-10H), Miami (OH), Feb 17, 2010

### Bishop,H

Hits: 4, (1-6H), Notre Dame, Feb 17, 2019, New Mexico State, Mar 13, 2019  
 Doubles: 2, (1-4H), at Oregon, Mar 24, 2019  
 Triples: 1, (1-5H), 7 times  
 Home runs: 2, (1-6H), 5 times  
 Total bases: 10, (1-3rd), New Mexico State, Mar 13, 2019, at Arizona, May 19, 2018  
 RBI: 5, (1-5H), Xavier, Mar 10, 2019, at Arizona, May 19, 2018  
 Runs scored: 1, (1-1st), Xavier, Mar 08, 2019  
 Walks: 4, 1, 1st, Arizona, Mar 31, 2019  
 Hit by pitch: 1, 10 times  
 Struck out: 3, (1-8H), 5 times  
 Sacrifices: 1, (1-6H), Long Beach State, Mar 11, 2017, UCLA, Mar 31, 2017  
 Sacrifices: 1, (1-6H), Apr 06, 2018; at Stanford, Apr 15, 2018; at Washington State, Mar 29, 2018  
 At bats: 5, 18 times  
 Stolen bases: 1, 18 times  
 Caught stealing: 1, (1-3rd), 7 times  
 Field chances: 5, Long Beach State, Apr 02, 2019  
 Runners: 7, Long Beach State, Apr 02, 2019  
 Assists: 1, at Washington, May 12, 2017, at Arizona, May 19, 2018

### Burzell,B

Innings pitched: 2.0, Notre Dame, Feb 16, 2019; Michigan State, Mar 02, 2019  
 Walks allowed: 2, Long Beach State, Apr 02, 2019  
 Strikeouts: 4, Michigan State, Mar 02, 2019  
 Batters faced: 10, Long Beach State, Apr 02, 2019  
 Field chances: 2, Notre Dame, Feb 16, 2019  
 Putouts: 1, Notre Dame, Feb 16, 2019  
 Assists: 1, Long Beach State, Apr 02, 2019, Notre Dame, Feb 16, 2019; Washington State, Mar 17, 2019

### Cochrane,D

Innings pitched: 2.2, San Diego, Feb 20, 2019  
 Walks allowed: 2, Long Beach State, Apr 02, 2019; Xavier, Mar 08, 2019  
 Strikeouts: 3, at Oregon, 3/27/19  
 Batters faced: 12, San Diego, Feb 20, 2019  
 Field chances: 1, San Diego, Feb 20, 2019; Cal Baptist, Mar 20, 2019  
 Putouts: 1, Cal Baptist, Mar 20, 2019

### Crosby,M

Hits: 2, at Utah, May 28, 2017  
 Doubles: 1, Arizona, May 20, 2017  
 Home runs: 1, at Utah, May 20, 2017  
 Total bases: 5, at Utah, May 28, 2017  
 RBI: 1, Arizona, May 20, 2017, at Utah, May 28, 2017  
 Runs scored: 2, at Utah, May 28, 2017  
 Struck out: 1, 4 times  
 At bats: 4, at Utah, May 27, 2017, at Utah, May 28, 2017  
 Field chances: 5, Cal Baptist, Mar 20, 2019  
 Putouts: 4, Cal Baptist, Mar 20, 2019  
 Assists: 1, Cal Baptist, Mar 20, 2019

### Cormican,B

Innings pitched: 8.0, Fullerton, Apr 04, 2010  
 Walks allowed: 2, 9 times  
 Strikeouts: 6, at Fullerton, Mar 05, 2019  
 Batters faced: 22, Fullerton, Apr 04, 2010  
 Field chances: 2, Fullerton, Apr 04, 2010  
 Putouts: 1, 5 times  
 Assists: 1, Fullerton, Apr 04, 2018, at Long Beach State, Feb 28, 2010, New Mexico State, Mar 13, 2019  
 Runners CS: 1, Fullerton, Apr 04, 2018; at Stanford, Apr 13, 2018; Washington State, Mar 16, 2019

### Dabovich,RJ

Struck out: 1, UC Davis, Feb 24, 2019  
 At bats: 1, UC Davis, Feb 24, 2019  
 Innings pitched: 4.0, UC Davis, Feb 24, 2019  
 Walks allowed: 5, (1-1H), Notre Dame, Feb 17, 2019  
 Strikeouts: 6, Xavier, Mar 03, 2019  
 Batters faced: 28, Xavier, Mar 10, 2019  
 Field chances: 3, UC Davis, Feb 24, 2019  
 Putouts: 1, UC Davis, Feb 24, 2019; Xavier, Mar 10, 2019  
 Assists: 2, UC Davis, Feb 24, 2019

### Davis,C

Innings pitched: 1.2, Long Beach State, Apr 02, 2019  
 Walks allowed: 2, Long Beach State, Apr 02, 2019  
 Strikeouts: 2, UNLV-Nevada, Mar 10, 2018  
 Batters faced: 13, Long Beach State, Apr 02, 2019  
 Field chances: 1, Long Beach State, Apr 02, 2019  
 Putouts: 1, Long Beach State, Apr 02, 2019

### Denson,M

Hits: 3, 4 times  
 Doubles: 1, 5 times  
 Triples: 1, (1-6H), UC Davis, Feb 24, 2019; Michigan State, Mar 03, 2019  
 Total bases: 5, Michigan State, Mar 03, 2019  
 RBI: 3, UC Davis, Feb 24, 2019  
 Runs scored: 2, Arizona, Mar 31, 2019  
 Walks: 3, (1-6H), Arizona, Mar 31, 2019  
 Struck out: 4, (1-6H), at Utah, May 27, 2017  
 Sacrifices: 1, (1-6H), Oklahoma State, Mar 04, 2010, at Fullerton, Mar 05, 2019, at Washington, May 13, 2017  
 At bats: 5, UC Davis, Feb 24, 2019; Michigan State, Mar 03, 2019; Michigan State, Mar 03, 2019  
 Caught stealing: 1, (1-3rd), Loyola Marymount, Mar 04, 2017  
 Field chances: 3, 8 times  
 Putouts: 3, 4 times  
 Assists: 1, Michigan State, Mar 02, 2019

### Ferri,S

Hits: 2, 7 times  
 Doubles: 1, 8 times  
 Triples: 1, (1-6H), New Mexico State, Mar 13, 2019  
 Home runs: 1, Long Beach State, Apr 02, 2019; Washington State, Mar 16, 2019  
 Total bases: 5, Washington State, Mar 16, 2019  
 RBI: 3, Notre Dame, Feb 18, 2019  
 Runs scored: 3, (1-6H), Michigan State, Mar 02, 2019  
 Hit by pitch: 1, San Diego, Mar 20, 2017; Arizona, Mar 31, 2019  
 Struck out: 3, (1-6H), at Oregon, 3/27/19; Notre Dame, Feb 16, 2019; at UC, Feb 24, 2017  
 Sacrifices: 1, (1-6H), Notre Dame, Feb 17, 2019  
 At bats: 5, at Oregon, 3/27/19; Michigan State, Mar 02, 2019  
 Innings pitched: 0.2, CSU, Apr 23, 2017  
 Walks allowed: 1, at Oregon, Apr 25, 2017  
 Batters faced: 4, (1-1H), Apr 23, 2017  
 Field chances: 16, (1-7H), Michigan State, Mar 02, 2019  
 Putouts: 13, Notre Dame, Feb 16, 2019; at UC, Feb 24, 2017  
 Assists: 3, 4 times  
 Runners CS: 2, (1-1st), Oklahoma State, Feb 21, 2017

### Garcia,D

Hits: 1, 5 times  
 Doubles: 1, San Diego, Feb 20, 2019  
 Total bases: 2, San Diego, Feb 20, 2019  
 Runs scored: 1, 7 times  
 Walks: 2, Michigan State, Mar 03, 2019  
 Struck out: 3, (1-6H), Long Beach State, Apr 02, 2019  
 Sacrifices: 1, (1-6H), Arizona, Mar 31, 2019  
 At bats: 4, Long Beach State, Apr 02, 2019  
 Stolen bases: 1, Long Beach State, Apr 02, 2019, New Mexico State, Mar 13, 2019; Washington State, Mar 16, 2019  
 Caught stealing: 1, (1-3rd), at Oregon, 3/27/19  
 Field chances: 3, San Diego, Feb 20, 2019; Xavier, Mar 10, 2019  
 Putouts: 3, Xavier, Mar 10, 2019

### Hauser,T

Hits: 5, (1-1st), Long Beach State, Apr 02, 2019  
 Doubles: 2, (1-4H), Long Beach State, Apr 02, 2019, at Pepperdine, Mar 08, 2018, Arizona, Mar 31, 2019  
 Home runs: 2, (1-5H), Michigan State, Mar 03, 2019  
 Total bases: 6, (1-6H), Michigan State, Mar 03, 2019  
 RBI: 7, (1-6H), UC Davis, Feb 24, 2019  
 Runs scored: 4, (1-3rd), UC Davis, Feb 24, 2019  
 Walks: 4, 3, 1st, Notre Dame, Feb 18, 2019  
 Hit by pitch: 1, 4 times  
 Struck out: 3, (1-6H), Michigan State, Mar 02, 2019  
 Sacrifices: 1, (1-6H), UC Davis, Feb 24, 2019; Oklahoma State, Mar 02, 2018; Xavier, Mar 10, 2019  
 At bats: 6, (1-6H), Long Beach State, Apr 02, 2019; Michigan State, Mar 03, 2019  
 Caught stealing: 1, (1-3rd), at Oregon, 3/27/19; Michigan State, Mar 03, 2019  
 Field chances: 5, Pepperdine, Feb 26, 2019; Xavier, Mar 03, 2019  
 Putouts: 1, Pepperdine, Feb 26, 2019; Xavier, Mar 03, 2019  
 Assists: 1, UC Davis, Feb 24, 2019; Pepperdine, Feb 26, 2019

### Vander Kooi

Innings pitched: 7.2, Saint Mary's, Feb 25, 2019  
 Walks allowed: 5, (1-6H), at Oregon, 3/27/19  
 Strikeouts: 9, (1-6H), Saint Mary's, Feb 25, 2019  
 Batters faced: 30, Saint Mary's, Feb 25, 2019  
 Field chances: 3, Washington State, Mar 16, 2019  
 Putouts: 2, at Oregon State, Apr 20, 2010; Xavier, Mar 03, 2019; Pacific, May 14, 2018  
 Assists: 2, Washington State, Mar 16, 2019  
 Runners CS: 1, 4 times

### La Flam,L

Runs scored: 1, Xavier, Mar 10, 2019  
 Innings pitched: 2.2, Long Beach State, Apr 02, 2019  
 Walks allowed: 5, (1-6H), Long Beach State, Apr 02, 2019  
 Strikeouts: 3, UC Davis, Feb 20, 2019  
 Batters faced: 14, Long Beach State, Apr 02, 2019  
 Field chances: 1, Long Beach State, Apr 02, 2019  
 Putouts: 1, Long Beach State, Apr 02, 2019

### Levine,W

Innings pitched: 1.0, Michigan State, Mar 03, 2019; Xavier, Mar 08, 2019  
 Walks allowed: 3, Notre Dame, Feb 16, 2019  
 Strikeouts: 1, Notre Dame, Feb 16, 2019; Michigan State, Mar 03, 2019; Xavier, Mar 08, 2019  
 Batters faced: 6, Michigan State, Mar 03, 2019; Cal Baptist, Mar 20, 2019

### Lidd,M

Hits: 1, UC Davis, Feb 24, 2019; Xavier, Mar 03, 2019  
 Home runs: 1, Xavier, Mar 03, 2019  
 Total bases: 4, Xavier, Mar 03, 2019  
 RBI: 1, Xavier, Mar 03, 2019  
 Runs scored: 1, Xavier, Mar 03, 2019  
 Struck out: 1, Long Beach State, Apr 02, 2019, UC Davis, Feb 23, 2019, Cal Baptist, Mar 20, 2019  
 At bats: 2, Xavier, Mar 03, 2019  
 Innings pitched: 3.0, Long Beach State, Apr 02, 2019  
 Walks allowed: 1, Long Beach State, Apr 02, 2019; San Diego, Feb 20, 2019  
 Strikeouts: 1, San Diego, Feb 20, 2019  
 Batters faced: 10, Long Beach State, Apr 02, 2019  
 Field chances: 2, Long Beach State, Apr 02, 2019, UC Davis, Feb 23, 2019; Michigan State, Mar 03, 2019  
 Putouts: 2, UC Davis, Feb 23, 2019



## Unl

Hits: 4 (1-5th), at Arizona, May 09, 2017  
 Doubles: 2 (1-4th), at UNLV, 04-10-18  
 Triples: 1 (1-4th), Oregon State, Mar 18, 2017  
 Home runs: 1, 6 times  
 Total bases: 7, UC Davis, Feb 23, 2018  
 RBI: 6 (1-2nd), UC Davis, Feb 23, 2018  
 Runs scored: 2, 16 times  
 Walks: 2, at UNLV, 04-10-17; Washington St., Apr 14, 2017; UCLA, Mar 31, 2017  
 Hit by pitch: 1, 10 times  
 Struck out: 4 (1-3rd), at Oregon, Apr 28, 2017  
 Sacrifices: 1 (1-1st), 6 times  
 Sacrifices: 1 (1-3rd), at Oregon, Apr 29, 2017; at USC, Mar 24, 2017  
 At bats: 6 (1-6th), 5 times  
 Stolen bases: 2 (1-2nd), New Mexico State, Feb 26, 2017  
 Caught stealing: 1 (1-3rd), Washington St., Apr 14, 2017  
 Field chances: 16 (1-1st), UNC Wilmington, Mar 10, 2010  
 Innings: 1st (1-3rd), Washington, May 04, 2018  
 Assists: 4, USC, Apr 06, 2018  
 Runners CS: 2 (1-1st), Oregon, Mar 18, 2010

## Marsh,A

Innings pitched: 0.1, USC, Apr 06, 2018  
 Walks allowed: 5 (1-1st), at Oregon, 3/22/19  
 Strikeouts: 10 (1-4th), Notre Dame, Feb 15, 2019  
 Batters faced: 20, USC, Apr 06, 2018  
 Field chances: 4, Washington, May 04, 2018  
 Innings: 3, Washington, May 04, 2018  
 Runners CS: 1, UC Davis, Feb 23, 2019, UNLV, Mar 28, 2017

## Montoya,C

Walks: 4, Cal Baptist, Mar 20, 2019  
 Innings pitched: 6.1, UCLA, Apr 01, 2017  
 Walks allowed: 1, (1-4th), at Cal, Apr 04, 2017  
 Strikeouts: 6, at USC, Mar 24, 2017  
 Batters faced: 20, CSU Bk, Apr 21, 2017  
 Field chances: 4, UCLA, Apr 01, 2017  
 Innings: 1, at Oregon, Apr 30, 2017, Pacific, May 13, 2010, Arizona, May 20, 2017  
 Assists: 4, UCLA, Apr 01, 2017  
 Runners CS: 2 (1-1st), UCLA, Apr 01, 2017

## Romero,S

Innings pitched: 7.1, at Stanford, Apr 14, 2018  
 Walks allowed: 5 (1-1st), at Oregon State, Apr 28, 2018  
 Strikeouts: 8, at Stanford, Apr 14, 2018  
 Batters faced: 26, at San Diego, May 08, 2018  
 Field chances: 2, at Oregon, Mar 24, 2019  
 Innings: 1, Cal Baptist, Mar 20, 2019  
 Assists: 2, at Oregon, Mar 24, 2019  
 Runners CS: 2 (1-1st), Oregon, Mar 16, 2018

## Swift,D

Hits: 3, San Diego, Feb 20, 2019; Washington State, Mar 17, 2019; at Washington State, Mar 31, 2018  
 Doubles: 3 (1-1st), San Diego, Feb 20, 2019  
 Total bases: 5, San Diego, Feb 20, 2019  
 RBI: 3, San Diego, Feb 20, 2019  
 Runs scored: 3 (1-3rd), 6 times  
 Walks: 3 (1-4th), Long Beach State, Apr 10, 2019; Miami (OH), Feb 18, 2018  
 Hit by pitch: 2 (1-1st), Miami (OH), Feb 18, 2018  
 Struck out: 5 (1-3rd), at Oregon, 3/24/19  
 Sacrifices: 1 (1-1st), San Diego, Feb 20, 2019, Oregon, Mar 17, 2010, at UCLA, Mar 25, 2010  
 Sacrifices: 2 (1-4th), at Arizona, May 18, 2018  
 At bats: 5, 8 times  
 Stolen bases: 1, Oklahoma State, Mar 02, 2010, Oklahoma State, Mar 03, 2018, Oregon, Mar 17, 2010  
 Caught stealing: 2 (1-3rd), Miami (OH), Feb 17, 2018  
 Field chances: 10, Oklahoma State, Mar 03, 2010  
 Innings: 1, at Oregon State, Apr 26, 2018  
 Assists: 3 (1-3rd), Pacific, May 14, 2010

## Taman,E

Hits: 3, Xavier, Mar 10, 2019  
 Total bases: 3, Xavier, Mar 10, 2019  
 RBI: 1, Xavier, Mar 10, 2019  
 Runs scored: 2, Xavier, Mar 10, 2019  
 Hit by pitch: 1, Xavier, Mar 10, 2019  
 Struck out: 1, Cal Baptist, Mar 20, 2019  
 At bats: 3, Xavier, Mar 10, 2019  
 Innings pitched: 1.0, Pepperdine, Feb 26, 2019  
 Walks allowed: 3, at Oregon, 3/23/19, Arizona, Mar 28, 2019  
 Strikeouts: 4, 4 times  
 Batters faced: 19, Pepperdine, Feb 26, 2019  
 Field chances: 4, at Oregon, 3/23/19  
 Innings: 3, at Oregon, 3/23/19  
 Assists: 2, Pepperdine, Feb 26, 2019, Michigan State, Mar 02, 2019  
 Runners CS: 1, Pepperdine, Feb 26, 2019

## Yorkston,S

Hits: 4 (1-5th), Notre Dame, Feb 17, 2019  
 Doubles: 2 (1-4th), Miami (OH), Feb 18, 2018; at UCLA, Mar 25, 2018  
 Home runs: 2 (1-1st), at Stanford, Apr 14, 2018, Miami (OH), Feb 17, 2018, at Long Beach State, Feb 26, 2018  
 Total bases: 9 (1-4th), Miami (OH), Feb 17, 2018; at Long Beach State, Feb 26, 2018  
 RBI: 4, Utah, Apr 22, 2018; Notre Dame, Feb 17, 2018; Michigan State, Mar 02, 2019  
 Runs scored: 1 (1-3rd), Washington, May 04, 2018  
 Walks: 3 (1-4th), at Oregon State, Apr 28, 2018; Michigan State, Mar 03, 2019  
 Hit by pitch: 2 (1-1st), Utah, Apr 21, 2010  
 Struck out: 3 (1-4th), at San Diego, May 09, 2018  
 Sacrifices: 1 (1-4th), 5 times  
 At bats: 6 (1-6th), at Oregon, 3/23/19, Oregon, Mar 17, 2010  
 Stolen bases: 1, 4 times  
 Caught stealing: 1 (1-3rd), at Arizona, May 18, 2010  
 Field chances: 14, 4 times  
 Innings: 14 (1-7th), Oregon, Mar 10, 2010  
 Assists: 3, Washington State, Mar 15, 2019

## Williams,A


Hits: 4 (1-4th), Michigan State, Mar 03, 2019; Washington State, Mar 17, 2019  
 Doubles: 3 (1-1st), Michigan State, Mar 03, 2019  
 Triples: 1 (1-4th), Washington, May 04, 2018  
 Home runs: 1, at Fullerton, Mar 05, 2019, Arizona, Mar 31, 2019  
 Total bases: 7, Michigan State, Mar 03, 2019  
 RBI: 3, 5 times  
 Runs scored: 2, 14 times  
 Walks: 2, 4 times  
 Hit by pitch: 1, 9 times  
 Struck out: 2, 4 times  
 Sacrifices: 1 (1-4th), New Mexico St., Apr 25, 2018; at Arizona, May 19, 2018; at Oregon, Mar 24, 2019  
 Sacrifices: 1 (1-3rd), 7 times  
 Stolen bases: 1, 9 times  
 Caught stealing: 1 (1-3rd), 8 times  
 Field chances: 9, UNC Wilmington, Mar 10, 2010, at Washington State, Mar 30, 2018  
 Innings: 3, Saint Mary's, Feb 25, 2018, Oklahoma State, Mar 04, 2016, at Washington State, Mar 30, 2018  
 Assists: 6 (1-11th), UNC Wilmington, Mar 10, 2010

## Workman,G

Hits: 4 (1-4th), Notre Dame, Feb 16, 2019  
 Doubles: 2 (1-1st), Oregon, Mar 18, 2010, at Oregon, Mar 21, 2019  
 Triples: 2 (1-1st), Oklahoma State, Mar 02, 2018  
 Home runs: 2 (1-1st), Washington State, Mar 15, 2019  
 Total bases: 8 (1-4th), Washington State, Mar 15, 2019  
 RBI: 4, Washington State, Mar 15, 2019  
 Runs scored: 3 (1-6th), Notre Dame, Feb 16, 2019  
 Walks: 2, 4 times  
 Hit by pitch: 1, 4 times  
 Struck out: 4 (1-3rd), at Washington State, Mar 31, 2018; Arizona, Mar 31, 2019  
 Sacrifices: 1 (1-4th), Mar 03, 2019; at Washington State, Mar 31, 2019  
 Sacrifices: 2 (1-2nd), at Oregon State, Apr 20, 2010  
 Stolen bases: 1, 7 times  
 Caught stealing: 1 (1-3rd), USC, Apr 07, 2018; Arizona, Mar 31, 2019  
 Field chances: 8, at Oregon, 3/23/19  
 Innings: 3, Washington State, Mar 15, 2019  
 Assists: 5, at Oregon, 3/23/19; UC Davis, Feb 23, 2019; Pepperdine, Feb 26, 2019

# 2018 Sun Devil Baseball

## GAME BY GAME



### Carter ALDRETE #21 INF/OF


Junior - 6'2 - 205  
Bats/Throws: R/R  
Monterey, Calif.  
Monterey

Date	Opponent	Pos	AB	R	H	RBI	2B	3B	HR	BB	SB	CS	HBP	SAC	SF	GDP	K	PO	A	E	Avg	
Feb 15	NOTRE DAME	*of	4	1	0	0	0	0	0	1	0	0	0	0	0	0	2	3	0	0	0.000	
Feb 16	NOTRE DAME	*of2b	4	3	3	6	0	0	2	1	0	0	0	0	0	0	1	1	0	0	0.333	
Feb 17	NOTRE DAME	*of	3	1	1	2	0	0	0	1	0	0	0	0	0	0	1	2	0	0	0.333	
Feb 20	SAN DIEGO	*of	3	1	1	1	0	0	0	0	0	0	0	0	0	0	1	0	0	0	0.333	
Feb 23	UC DAVIS-1	*of	4	4	0	0	0	0	0	0	0	0	0	0	0	0	0	1	3	0	0.250	
Feb 23	UC DAVIS-2	*of2b	5	1	3	0	0	0	0	0	0	0	0	0	0	0	0	1	1	0	0.250	
Feb 24	UC DAVIS	*of2b	5	1	3	0	0	0	0	0	0	0	0	0	0	0	0	1	4	0	0.276	
Feb 26	PEPPERDINE	*of	3	3	0	1	0	0	0	1	0	0	0	0	0	0	0	1	4	0	0.281	
Mar 01	MICHIGAN STATE	*2b	4	0	0	0	0	0	0	0	0	0	0	0	0	0	0	1	4	0	0.243	
Mar 02	MICHIGAN STATE	*2b	4	0	1	1	0	0	0	0	0	0	0	0	0	0	0	1	2	3	0.244	
Mar 03	MICHIGAN STATE	*2b	4	0	3	3	0	0	1	0	0	0	0	0	0	0	0	2	1	0	0.283	
Mar 05	at Fullerton	*2b	4	1	1	0	1	0	0	0	0	0	0	0	0	0	1	1	5	4	0.280	
Mar 08	XAVIER	*2b	5	1	3	2	0	0	1	0	0	0	0	0	0	0	1	2	0	0	0.309	
Mar 09	XAVIER	*2b	3	1	1	1	0	0	1	0	0	0	0	0	0	0	1	1	3	0	0.310	
Mar 10	XAVIER	*2b	5	0	1	1	0	0	0	0	0	0	0	0	0	0	2	3	2	0	0.302	
Mar 13	NEW MEXICO STATE	*2b	4	0	0	0	0	0	0	0	0	0	0	0	0	0	2	0	2	0	0.288	
Mar 15	WASHINGTON STATE	*2b	4	1	1	1	0	0	0	0	0	0	0	0	0	0	1	4	0	0	0.286	
Mar 16	WASHINGTON STATE	*2b	4	0	0	0	0	0	0	0	0	0	0	0	0	0	2	5	5	0	0.270	
Mar 17	WASHINGTON STATE	*of	3	0	1	0	0	0	0	0	0	0	0	0	0	0	1	1	0	0	0.273	
Mar 20	CAL BAPTIST	*of	4	1	2	2	0	0	0	1	0	0	0	0	0	0	0	2	0	0	0.254	
3/22/19	at Oregon	*of	5	1	3	1	1	0	0	0	0	0	0	0	0	0	1	0	1	0	0.302	
3/23/19	at Oregon	*of	5	1	1	1	1	0	0	0	0	0	0	0	0	0	2	5	0	0	0.297	
Mar 24	at Oregon	*of	4	0	0	0	0	0	0	0	0	0	0	0	0	0	0	4	0	0	0.285	
Mar 29	ARIZONA	*of	3	2	1	2	1	0	0	0	0	0	0	0	0	0	1	2	0	0	0.283	
Mar 30	ARIZONA	*of	3	1	2	2	1	0	0	2	0	0	0	0	0	0	0	0	2	0	0.294	
Mar 31	ARIZONA	*of	3	2	2	2	1	0	0	2	0	0	0	0	0	0	0	0	0	0	0.288	
Totals			263	104	21	30	29	7	0	4	12	0	0	0	0	0	3	4	22	35	1	0.288

On base pct. .358 • Slugging pct. .471

#### #21 Aldrete, Carter - 1 appearance (All games)

Date	Opponent	GS	IP	H	R	ER	BB	SO	2B	3B	HR	WP	BK	HBP	IBB	Score	W-L	Sv	ERA	NP
Mar 20	CAL BAPTIST	0	1.0	1	1	1	2	1	0	0	0	0	0	0	0	15-8	0-0	0	9.00	22
Totals		0	1.0	1	1	1	2	1	0	0	0	0	0	0	0	15-8	0-0	0	9.00	22



### Hunter BISHOP #4 OF

Junior - 6'5 - 210  
Bats/Throws: L/R  
Ramona, Calif.  
Ramona

Date	Opponent	Pos	AB	R	H	RBI	2B	3B	HR	BB	SB	CS	HBP	SAC	SF	GDP	K	O	A	E	Avg	
Feb 15	NOTRE DAME	*of	4	2	2	0	1	0	0	1	1	0	0	0	0	0	0	0	0	0	0.500	
Feb 16	NOTRE DAME	*of	5	2	2	2	1	0	0	0	0	0	0	0	0	0	1	0	5	0	0.444	
Feb 17	NOTRE DAME	*of	5	3	4	3	1	0	0	0	0	0	0	0	0	0	0	0	2	0	0.571	
Feb 20	SAN DIEGO	*of	4	2	1	0	1	0	0	0	0	0	0	0	0	0	1	3	0	0	0.500	
Feb 23	UC DAVIS-1	*of	3	0	0	0	0	0	0	1	0	0	0	0	0	0	0	2	1	0	0.429	
Feb 23	UC DAVIS-2	*of	3	3	1	1	0	0	1	2	0	0	0	0	0	0	0	1	0	0	0.417	
Feb 24	UC DAVIS	*of	2	1	1	1	0	0	0	2	0	0	0	0	0	0	0	0	0	0	0.423	
Feb 26	PEPPERDINE	*of	3	1	0	0	0	0	0	1	0	0	0	0	0	0	0	1	2	0	0.379	
Mar 01	MICHIGAN STATE	*of	4	2	2	4	0	0	2	1	0	0	0	0	0	0	0	1	3	0	0.394	
Mar 02	MICHIGAN STATE	*of	5	0	1	0	0	0	0	0	0	0	0	0	0	0	0	1	1	0	0.368	
Mar 03	MICHIGAN STATE	*of	4	2	1	2	0	0	1	2	1	0	0	0	0	0	0	1	0	0	0.357	
Mar 05	at Fullerton	*of	5	1	2	0	0	1	0	0	0	0	0	0	0	0	0	3	0	0	0.362	
Mar 08	XAVIER	*of	2	5	2	3	1	0	1	2	1	0	0	0	0	0	0	0	4	0	0.388	
Mar 09	XAVIER	*of	4	2	2	1	0	0	1	0	0	0	0	0	0	0	0	0	3	0	0.396	
Mar 10	XAVIER	*of	5	1	3	5	0	0	1	0	1	0	0	0	0	0	0	4	0	0	0.414	
Mar 13	NEW MEXICO STATE	*of	4	3	4	3	0	0	2	1	1	0	0	0	0	0	0	0	4	0	0.452	
Mar 15	WASHINGTON STATE	*of	4	0	2	1	0	1	0	0	0	0	0	0	0	0	1	0	0	0	0.455	
Mar 16	WASHINGTON STATE	*of	3	0	1	1	2	0	0	1	1	0	0	0	0	0	1	1	0	0	0.449	
Mar 17	WASHINGTON STATE	*of	4	1	1	0	0	0	0	1	1	0	0	0	0	0	0	4	0	0	0.438	
Mar 20	CAL BAPTIST	*of	4	3	2	4	0	0	2	1	0	0	0	0	0	0	0	2	0	0	0.442	
3/22/19	at Oregon	*of	4	2	2	2	0	0	2	1	0	0	0	0	0	0	0	1	3	0	0.444	
3/23/19	at Oregon	*of	5	0	0	0	0	0	0	0	1	0	0	0	0	0	0	3	0	0	0.419	
Mar 24	at Oregon	*of	3	0	2	1	2	0	0	2	0	1	0	0	0	0	0	0	2	0	0.427	
Mar 29	ARIZONA	*of	3	2	1	1	0	0	1	2	0	0	0	0	0	0	0	1	4	0	0.424	
Mar 30	ARIZONA	*of	5	2	2	3	0	0	1	0	1	1	0	0	0	0	3	4	0	0	0.423	
Mar 31	ARIZONA	*of	2	4	1	0	1	0	0	4	1	0	0	0	0	0	1	5	0	0	0.424	
Apr 02	LONG BEACH STATE	*of	2	1	1	1	0	0	0	0	0	0	0	0	0	0	0	2	7	0	0.417	
Totals			270gs	103	45	43	41	9	2	16	26	10	3	5	0	0	2	22	65	0	1	0.417

On base pct. .552 • Slugging pct. 1.010



### Blake BURZELL #24 OF

Freshman - 6'6 - 225  
Bats/Throws: R/R  
Laguna Beach, Calif.  
Laguna Beach

Date	Opponent	GS	IP	H	R	ER	BB	SO	2B	3B	HR	WP	BK	HBP	IBB	Score	W-L	Sv	ERA	NP
Feb 16	NOTRE DAME	2.0	1	0	0	1	2	0	0	0	0	0	0	0	0	20-7	1-0	0	0.00	32
Feb 17	NOTRE DAME	0.2	1	0	0	0	0	0	0	0	0	0	0	0	0	16-5	1-0	0	0.00	10
Feb 23	UC DAVIS-2	1.0	0	0	0	0	0	0	0	0	0	0	0	0	0	13-3	1-0	0	0.00	10
Feb 26	PEPPERDINE	1.2	0	0	0	0	1	0	0	0	0	0	0	0	0	4-3	1-0	1	0.00	29
Mar 02	MICHIGAN STATE	2.0	0	0	0	0	4	0	0	0	0	0	0	0	0	8-5	1-0	1	0.00	38
Mar 05	at Fullerton	0.1	0	3	2	1	1	0	0	0	0	0	0	0	0	6-4	1-0	1	2.35	16
Mar 10	XAVIER	1.0	3	3	3	1	0	1	0	0	0	0	0	0	0	11-6	1-0	1	5.19	19
Mar 13	NEW MEXICO STATE	0.2	1	0	0	0	0	0	0	0	0	0	0	0	0	7-3	1-0	1	4.82	12
Mar 17	WASHINGTON STATE	0.2	1	2	2	1	0	0	0	0	1	0	2	0	0	6-5	1-0	1	6.30	17
Mar 20	CAL BAPTIST	1.0	1	1	1	0	3	0	0	0	1	0	0	0	0	15-9	1-0	1	6.55	13
3/23/19	at Oregon	0.2	1	0	0	0	1	0	0	0	0	0	0	0	0	4-5	1-0	1	6.17	13
Mar 31	ARIZONA	1.2	2	2	0	0	3	1	0	0	0	0	0	0	0	17-16	1-0	1	5.40	31
Apr 02	LONG BEACH STATE	1.1	3	3	2	1	1	0	0	0	0	0	0	0	0	9-14	1-0	1	6.75	39
Totals		0	14.2	14	14	11	6	16	3	0	1	3	0	6	0	136-85	1-0	1	6.75	-




### Dom CACCHIONE #35 RHP

Freshman - 6'2 - 175  
Bats/Throws: R/R  
Menlo Park, Calif.  
Sacred Heart Prep

Date	Opponent	GS	IP	H	R	ER	BB	SO	2B	3B	HR	WP	BK	HBP	IBB	Score	W-L	Sv	ERA	NP
Feb 16	NOTRE DAME	0.2	0	2	1	1	2	0	0	0	0	0	0	0	0	20-7	0-0	0	0.00	6
Feb 20	SAN DIEGO	2.2	3	2	1	1	2	1	0	0	0	0	0	0	0	12-2	0-0	0	2.70	39
Feb 24	UC DAVIS	2.0	2	1	0	0	2	0	0	0	0	0	0	0	1	17-2	0-0	0	1.69	21
Mar 03	MICHIGAN STATE	1.0	0	0	0	0	1	0	0	0	0	0	0	0	0	13-2	0-0	0	1.42	11
Mar 08	KANSAS	1.0	0	0	0	0	2	1	0	0	0	0	0	0	0	12-0	0-0	0	1.23	22
Mar 20	CAL BAPTIST	2.0	0	0	0	0	0	0	0	0	0	0	0	0	0	15-9	0-0	0	1.17	33
3/22/19	at Oregon	0.1	0	3	2	2	1	3	1	0	0	1	0	1	0	12-2	0-0	0	2.79	33
3/23/19	LONG BEACH STATE	*	0.1	0	0	0	0	0	0	0	0	0	0	0	0	15-4	0-1	0	6.30	1
Totals		1	10.0	10	9	7	6	9	3	0	0	1	0	1	0	110-38	0-1	0	6.30	

# 2018 Sun Devil Baseball

## GAME BY GAME



### Nick CHEEMA

#### #40 C

Junior - 5'11 - 195  
Bats/Throws: R/R  
Weatherford, Calif.  
Aleda/Central Arizona



### Brady CORRIGAN

#### #30 RHP

Sophomore - 6'2 - 210  
Bats/Throws: R/R  
Plainfield, Ill.  
Plainfield North

Date	Opponent	Pos	AB	R	H	RBI	2B	3B	HR	BB	SO	CS	HBP	SAC	ST	GDP	K	PO	A	E	Avg
Feb 17	NOTRE DAME	ph/c	1	0	0	0	0	0	0	0	0	0	0	0	0	0	1	0	0	0	.000
Feb 23	UC DAVIS	ph	1	0	1	0	0	0	0	0	0	0	0	0	0	0	0	0	0	0	.333
Feb 24	UC DAVIS	ph	1	0	1	0	0	0	0	0	0	0	0	0	0	0	1	0	0	0	.250
Mar 03	MICHIGAN STATE	ph/c	1	0	0	0	0	0	0	0	0	0	0	0	0	0	0	0	0	0	.200
Mar 08	XAVIER	ph	1	0	0	0	0	0	0	0	0	0	0	0	0	0	0	0	0	0	.286
Mar 20	CAL BAPTIST	c	2	0	1	0	0	0	0	0	0	0	0	0	0	0	0	4	1	0	.286
Totals		ogs	7	0	2	0	0	0	0	0	0	0	0	0	0	0	3	8	1	0	.286

On base pct. .286 • Slugging pct. .286

Date	Opponent	GS	IP	H	R	ER	BB	SO	2B	3B	HR	WP	BK	HBP	IBB	Score	W-L	Sv	ERA	NP
Feb 15	NOTRE DAME	0.2	0	0	0	0	1	1	0	0	0	0	0	0	0	10-1	0-0	0	0.00	16
Feb 17	NOTRE DAME	1.0	1	0	0	0	1	1	0	0	0	0	0	0	0	16-5	0-0	0	0.00	15
Feb 20	SAN DIEGO	2.2	1	0	0	0	3	0	0	0	0	0	0	0	0	12-2	0-0	0	0.00	33
Feb 26	PEPPERDINE	2.0	3	1	1	0	2	1	0	0	0	0	0	0	0	4-3	1-0	0	1.42	30
Mar 02	MICHIGAN STATE	1.0	1	1	1	1	2	0	0	0	0	0	0	0	0	8-5	1-0	0	2.45	17
Mar 05	at Fullerton	2.2	1	0	0	2	6	0	0	0	0	0	0	0	0	6-4	2-0	0	1.80	46
Mar 10	XAVIER	1.1	1	0	0	2	3	0	0	0	0	0	0	0	0	11-6	2-0	0	1.59	34
Mar 13	NEW MEXICO STATE	1.1	2	2	2	2	2	0	0	0	0	0	0	0	0	7-3	2-0	0	2.84	34
Mar 16	WASHINGTON STATE	1.2	3	2	1	0	0	2	0	0	0	0	0	0	0	8-7	2-0	0	3.14	34
Mar 17	WASHINGTON STATE	2.0	3	0	0	0	3	1	0	0	0	0	0	0	0	6-5	2-0	0	2.76	32
Mar 20	CAL BAPTIST	0.2	1	0	0	0	0	0	0	0	0	0	0	0	0	15-9	2-0	0	2.65	12
3/23/19	at Oregon	2.2	1	1	1	2	4	0	0	0	1	0	0	0	0	4-5	2-1	0	2.75	61
Mar 29	ARIZONA	2.1	1	0	0	1	3	0	1	0	0	0	0	0	0	5-2	2-1	1	2.45	45
Mar 31	ARIZONA	0.1	1	2	2	1	0	0	0	0	0	0	0	0	0	17-16	2-1	1	3.22	13
Totals		0	22.1	20	9	8	12	30	4	1	1	1	0	2	0	132-73	2-1	1	3.22	-



### RJ DABOVICH

#### #11 RHP

Sophomore - 6'3 - 215  
Bats/Throws: R/R  
Pueblo, Colo.  
Pueblo West/Central Arizona



### Colby DAVIS


#### #22 RHP

Sophomore - 6'8 - 235  
Bats/Throws: R/R  
Scottsdale, Ariz.  
Chaparral

Date	Opponent	GS	IP	H	R	ER	BB	SO	2B	3B	HR	WP	BK	HBP	IBB	Score	W-L	Sv	ERA	NP
Feb 17	NOTRE DAME	*	5.0	4	3	3	5	4	1	0	0	0	0	0	0	16-5	1-0	0	5.40	88
Feb 24	UC DAVIS	*	7.0	4	1	1	1	3	1	0	1	0	0	1	0	17-2	2-0	0	3.00	78
Mar 03	MICHIGAN STATE	*	6.0	4	1	1	2	5	0	0	0	1	0	0	0	13-2	3-0	0	2.50	74
Mar 10	XAVIER	*	6.1	5	3	1	3	6	2	0	1	0	0	0	0	11-6	4-0	0	2.22	90
Mar 17	WASHINGTON STATE	*	3.2	6	3	2	1	3	1	0	0	1	0	1	0	6-5	4-0	0	2.57	86
Mar 24	at Oregon	*	5.1	4	3	3	4	4	1	0	0	0	1	1	0	7-3	5-0	0	2.97	104
Mar 31	ARIZONA	*	2.0	7	7	6	2	5	2	0	1	1	0	0	0	17-16	5-0	0	4.33	57
Totals		7	35.1	34	21	17	18	30	8	0	3	3	1	3	0	87-39	5-0	0	4.33	-

Date	Opponent	GS	IP	H	R	ER	BB	SO	2B	3B	HR	WP	BK	HBP	IBB	Score	W-L	Sv	ERA	NP
Mar 20	CAL BAPTIST	0.2	4	3	3	1	1	1	1	0	0	0	0	0	0	15-9	0-0	0	40.50	25
Mar 31	ARIZONA	0.1	0	0	0	0	0	1	0	0	0	0	0	0	0	17-16	0-0	0	27.00	8
Apr 02	LONG BEACH STATE	1.2	5	5	2	2	2	0	2	0	0	0	0	0	0	9-14	0-0	0	16.88	43
Totals		0	2.2	9	8	5	3	2	3	0	0	0	0	0	0	41-39	0-0	0	16.88	-





## Myles DENSON #17 OF

Junior - 6'2 - 185  
Bats/Throws: R/R  
Las Vegas, Nev.  
Bishop Gorman

Date	Opponent	Pos	AB	R	H	RBI	2B	3B	HR	BB	SB	CS	HBP	SAC	SF	GDP	K	PO	A	E	Avg
Feb 15	NOTRE DAME	ph/of	1	0	0	0	0	0	0	0	0	0	0	0	0	0	0	0	0	0	.000
Feb 16	NOTRE DAME	ph/dh	0	1	0	0	0	0	0	1	0	0	0	0	0	0	0	0	0	0	.000
Feb 17	NOTRE DAME	ph	1	0	1	1	0	0	0	0	0	0	0	0	0	0	0	0	0	0	.500
Feb 20	SAN DIEGO	ph	1	0	1	0	0	0	0	0	0	0	0	0	0	0	0	0	0	0	.667
Feb 23	UC DAVIS-1	dh	5	1	3	3	1	0	0	0	0	0	0	0	0	0	1	0	0	0	.625
Feb 24	UC DAVIS	ph/of	2	1	1	0	0	1	0	0	0	0	0	0	0	1	0	1	0	0	.800
Mar 01	MICHIGAN STATE	of	4	1	2	1	1	1	0	0	0	0	0	0	0	0	0	0	0	0	.571
Mar 02	MICHIGAN STATE	of	5	1	1	0	0	0	0	0	0	0	0	0	0	0	2	1	0	0	.474
Mar 03	MICHIGAN STATE	of	5	0	3	1	0	0	0	0	0	0	0	0	0	0	0	1	0	0	.500
Mar 05	at Fullerton	of	3	0	0	0	0	0	0	0	0	0	1	0	0	1	3	0	0	0	.444
Mar 08	XAVIER	of	3	0	0	0	0	0	0	0	0	0	0	0	0	0	0	3	0	0	.400
Mar 09	XAVIER	of	3	0	0	0	0	0	0	1	0	0	0	0	0	0	1	1	0	0	.364
Mar 13	NEW MEXICO STATE	of	4	0	1	0	0	0	0	0	0	0	0	0	0	1	2	0	0	0	.351
Mar 15	WASHINGTON STATE	of	4	0	3	0	1	0	0	0	0	0	0	0	0	1	0	0	0	0	.380
Mar 16	WASHINGTON STATE	of	3	0	1	0	0	0	0	0	0	0	0	0	0	0	0	2	0	0	.386
Mar 17	WASHINGTON STATE	dh	4	0	0	0	0	0	0	0	0	0	0	0	0	0	2	0	0	0	.354
Mar 20	CAL BAPTIST	of	1	0	0	0	0	0	0	0	0	0	0	0	0	0	0	0	0	0	.347
3/22/19	at Oregon	ph	1	0	0	0	0	0	0	0	0	0	0	0	0	0	0	0	0	0	.340
Mar 30	ARIZONA	dh	1	0	0	1	0	0	0	2	0	0	0	0	0	0	0	0	0	0	.333
Mar 31	ARIZONA	dh	3	2	1	0	0	0	0	3	0	0	0	0	0	0	0	0	0	0	.333
Apr 02	LONG BEACH STATE	ph	1	0	0	0	0	0	0	0	0	0	0	0	0	0	1	0	0	0	.327
Totals		19gs	55	7	18	7	3	2	0	7	0	0	0	1	0	1	8	18	1	0	.327

On base pct. .403 • Slugging pct. .455



## Sam FERRI #9 C

RS Sophomore - 5'11 - 185  
Bats/Throws: R/R  
Norridge, Ill.  
Notre Dame College

Date	Opponent	Pos	AB	R	H	RBI	2B	3B	HR	BB	SB	CS	HBP	SAC	SF	GDP	K	PO	A	E	Avg	
Feb 15	NOTRE DAME	*c	4	1	2	3	1	0	0	0	0	0	0	0	0	0	0	0	1	13	1	.500
Feb 16	NOTRE DAME	*c	3	0	0	0	0	0	0	1	0	0	0	0	0	0	0	0	3	5	1	.286
Feb 17	NOTRE DAME	*c	3	1	0	0	0	0	0	0	0	0	0	0	0	0	0	0	5	1	0	.200
Feb 20	SAN DIEGO	*c	3	2	1	2	0	0	0	0	0	0	0	0	0	0	0	0	4	2	0	.231
Feb 23	UC DAVIS-1	*c	3	0	2	0	0	0	0	0	0	0	0	0	0	0	0	0	6	1	0	.312
Feb 24	UC DAVIS	*c	1	2	0	0	0	0	0	1	0	0	1	0	0	0	0	0	2	0	0	.294
Feb 26	PEPPERDINE	*c	3	1	1	0	1	0	0	0	0	0	0	0	0	0	0	0	1	5	0	.100
Mar 01	MICHIGAN STATE	*c	4	2	2	1	0	0	0	0	0	0	0	0	0	0	0	0	1	6	1	.333
Mar 02	MICHIGAN STATE	*c	5	3	2	0	0	0	0	0	0	0	0	0	0	0	0	0	1	12	3	.345
Mar 05	at Fullerton	*c	4	0	0	1	0	0	0	0	0	0	0	0	0	0	0	0	11	1	0	.303
Mar 08	XAVIER	*c	3	0	2	1	1	0	0	0	0	0	0	0	0	0	0	0	1	6	0	.333
Mar 09	XAVIER	*c	3	1	1	0	1	0	0	1	0	0	0	0	0	0	0	0	9	0	0	.333
Mar 13	NEW MEXICO STATE	*c	4	0	1	1	0	1	0	0	0	0	0	0	0	0	0	0	1	12	0	.326
Mar 15	WASHINGTON STATE	*c	3	0	0	0	0	0	0	0	0	0	0	0	0	0	0	0	3	2	0	.304
Mar 16	WASHINGTON STATE	*c	4	2	2	2	0	0	1	0	0	0	0	0	0	0	0	0	4	3	0	.320
Mar 17	WASHINGTON STATE	*c	0	0	0	0	0	0	0	0	0	0	0	0	0	0	0	0	3	0	0	.320
Mar 20	CAL BAPTIST	*c	3	0	0	0	0	0	0	0	0	0	0	0	0	0	0	0	0	3	0	.300
3/22/19	at Oregon	*c	4	0	2	2	1	0	0	0	0	0	0	0	0	0	0	0	1	5	1	.316
3/23/19	at Oregon	*c	5	1	1	0	0	0	0	0	0	0	0	0	0	0	0	3	11	3	0	.306
Mar 24	at Oregon	*c	4	0	0	0	0	0	0	0	0	0	0	0	0	0	0	0	1	7	1	.303
Mar 29	ARIZONA	*c	4	0	0	0	0	0	0	0	0	0	0	0	0	0	0	0	8	1	0	.286
Mar 30	ARIZONA	*c	4	0	1	1	0	0	0	0	0	0	0	0	0	0	0	0	7	1	0	.284
Mar 31	ARIZONA	*c	2	1	1	2	0	0	0	2	0	0	0	0	0	0	0	0	4	0	0	.289
Apr 02	LONG BEACH STATE	*c	3	1	1	1	0	0	0	0	0	0	0	0	0	0	0	0	0	3	0	.291
Totals		22gs	79	19	23	18	6	1	2	5	0	0	2	1	0	0	14	166	23	1	.291	

On base pct. .349 • Slugging pct. .468



## Dusty GARCIA #10 OF

Freshman - 6'0 - 175  
Bats/Throws: L/R  
Port Orchard, Wash.  
South Kitsap

Date	Opponent	Pos	AB	R	H	RBI	2B	3B	HR	BB	SB	CS	HBP	SAC	SF	GDP	K	PO	A	E	Avg
Feb 16	NOTRE DAME	ph/of	2	0	0	0	0	0	0	0	0	0	0	0	0	0	0	0	0	0	.000
Feb 17	NOTRE DAME	pr/of	1	0	0	0	0	0	0	0	0	0	0	0	0	0	1	0	0	0	.000
Feb 20	SAN DIEGO	of	1	0	1	0	0	0	0	0	0	0	0	0	0	0	0	2	0	0	.250
Feb 23	UC DAVIS-1	pr/of	0	1	0	0	0	0	0	0	0	0	0	0	0	0	0	0	0	0	.250
Feb 23	UC DAVIS-2	ph/of	2	0	0	0	0	0	0	0	0	0	0	0	0	0	0	0	0	0	.167
Feb 24	UC DAVIS	pr/of	1	0	0	0	0	0	0	0	0	0	0	0	0	0	0	0	0	0	.143
Mar 01	MICHIGAN STATE	ph/of	1	0	0	0	0	0	0	0	0	0	0	0	0	0	0	0	0	0	.125
Mar 03	MICHIGAN STATE	dh	3	1	1	0	0	0	2	0	0	0	0	0	0	0	2	0	0	0	.182
Mar 08	XAVIER	ph/of	1	0	0	0	0	0	1	0	0	0	0	0	0	0	1	1	0	0	.167
Mar 10	XAVIER	of	3	1	1	0	0	0	0	1	0	0	0	0	0	0	0	1	3	0	.200
Mar 13	NEW MEXICO STATE	pr/of	0	1	0	0	0	0	0	1	0	0	0	0	0	0	0	1	0	0	.200
Mar 15	WASHINGTON STATE	of	0	0	0	0	0	0	0	0	0	0	0	0	0	0	0	0	0	0	.200
Mar 16	WASHINGTON STATE	pr/of	1	1	0	0	0	0	0	1	0	0	0	0	0	0	0	1	0	0	.188
Mar 20	CAL BAPTIST	ph/of	2	1	1	0	0	0	0	0	0	0	0	0	0	0	0	1	0	0	.222
3/22/19	at Oregon	of	1	0	0	0	0	0	0	0	0	0	0	0	0	0	0	1	0	0	.211
3/23/19	at Oregon	pr	0	0	0	0	0	0	0	0	0	0	0	0	0	0	0	0	0	0	.211
Mar 31	ARIZONA	of	0	0	0	0	0	0	0	0	0	0	0	0	0	0	0	0	1	0	.211
Apr 02	LONG BEACH STATE	of	4	1	1	0	0	0	1	1	0	0	0	0	0	0	3	2	0	0	.217
Totals		3gs	23	7	5	0	1	0	0	6	3	1	0	1	0	0	10	13	0	1	.217


On base pct. .379 • Slugging pct. .261



## Trevor HAUVER #18 OF

Sophomore - 6'0 - 205  
Bats/Throws: L/R  
Chandler, Ariz.  
Perry

Date	Opponent	Pos	AB	R	H	RBI	2B	3B	HR	BB	SB	CS	HBP	SAC	SF	GDP	K	PO	A	E	Avg	
Feb 15	NOTRE DAME	*of	1	1	0	0	0	0	0	3	0	0	0	0	0	0	0	0	1	0	0	.000
Feb 16	NOTRE DAME	*of	2	3	1	0	0	0	0	4	0	0	0	0	0	0	0	1	1	0	0	.333
Feb 17	NOTRE DAME	*of	5	2	1	0	0	0	0	1	0	0	0	0	0	0	0	2	3	0	0	.250
Feb 20	SAN DIEGO	*of	3	1	1	0	0	0	0	3	0	0	0	0	0	0	0	0	2	3	0	.273
Feb 23	UC DAVIS-1	*of	4	1	2	1	1	0	0	0	0	0	0	0	0	0	0	0	1	0	0	.333
Feb 23	UC DAVIS-2	*of	5	1	2	0	0	0	0	0	0	0	0	0	0	0	0	2	1	0	0	.350
Feb 24	UC DAVIS	*of/2b	4	4	3	7	1	0	1	1	0	0	0	0	0	1	0	0	3	1	0	.417
Feb 26	PEPPERDINE	*of	4	1	1	2	0	0	1	0	0	0	0	0	0	0	0	1	4	1	0	.333
Mar 01	MICHIGAN STATE	*of	3	0	1	0	0	0	1	0	0	0	0	0	0	0	0	0	2	0	0	.387
Mar 02	MICHIGAN STATE	*of	6	2	3	1	1	0	0	0	0	0	0	0	0	0	0	3	3	3	0	.405
Mar 03	MICHIGAN STATE	*of	5	2	2	3	0	0	2	1	0	0	0	0	0	0	0	1	2	0	0	.404
Mar 08	Fullerton	*of	1	0	0	0	0	0	0	0	0	0	0	0	0	0	0	0	0	0	0	.000
Mar 08	XAVIER	*of	5	0	0	0	0	0	0	0	0	0	0	0	0	0	0	0	3	0	0	.365
Mar 09	XAVIER	*of	5	1	1	1	0	0	1	0	0	0	0	0	0	0	0	2	4	0	0	.351
Mar 10	XAVIER	*of	2	0	2	2	0	0	0	0	0	0	0	0	0	0	0	0	0	0	0	.357
Mar 13	NEW MEXICO STATE	*of	4	2	2	3	0	0	1	1	0	0	0	0	0	0	0	0	1	0	0	.391
Mar 15	WASHINGTON STATE	*of	4	1	2	0	0	0	0	0	0	0	0	0	0	0	0	1	1	0	0	.397
Mar 16	WASHINGTON STATE	*of	3	0	0	0	0	0	0	0	0	0	0	0	0	0	0	0	0	0	0	.394
Mar 17	WASHINGTON STATE	*of	4	0	0	0	0	0	0	1	0	0	0	0	0	0	0	0	1	0	0	.371
Mar 20	GAL BAPTIST	*of	3	3	1	0	0	0	0	0	0	0	0	0	0	0	0	0	1	0	0	.372
3/23/19	at Oregon	*of	2	2	1	0	0	0	0	0	0	0	0	0	0	0	0	0	0	0	0	.376
Mar 24	at Oregon	*of	5	2	2	1	0	0	0	3	0	0	0	0	0	0	0	2	0	0	0	.378
Mar 29	at Oregon	*of	4	0	1	0	0	0	1	0	0	0	0	0	0	0	0	2	0	0	0	.362
Mar 30	ARIZONA	*of	5	0	1	0	0	0	0	0	0	0	0	0	0	0	0	2	2	0	0	.354
Mar 31	ARIZONA	*of	5	3	3	3	2	0	0	1	0	0	0	0	0	0	0	2	3	0	0	.365
Apr 02	LONG BEACH STATE	*of	3	0	0	0	0	0	0	0	0	0	0	0	0	0	0	0	0	0	0	.368
Totals			279s	110	35	43	25	9	2	24	0	0	0	0	0	0	0	26	46	18	3	.339



## Luke LaFlam #29 RHP

Freshman - 6'2 - 200  
Bats/Throws: R/R  
Aurora, Colo.  
Grandview

Date	Opponent	GS	IP	H	R	ER	BB	SO	2B	3B	HR	WP	BK	HBP	IBB	Score	W-L	Sv	ERA	NP
Feb 16	NOTRE DAME		1.0	2	0	0	0	1	0	0	0	0	0	0	0	20-7	0-0	0	0.00	15
Feb 23	UC DAVIS-2		1.0	0	0	0	0	3	0	0	0	0	0	0	0	13-3	0-0	0	0.00	12
Apr 02	LONG BEACH STATE		2.2	0	2	2	5	2	0	0	0	1	1	0	0	9-14	0-0	0	3.86	56
Totals		0	4.2	2	2	2	5	6	0	0	0	1	1	0	0	42-24	0-0	0	3.86	-



## Will LEVINE #12 RHP

Sophomore - 6'2 - 200  
Bats/Throws: R/R  
Mission Viejo, Calif.  
Mission Viejo

Date	Opponent	GS	IP	H	R	ER	BB	SO	2B	3B	HR	WP	BK	HBP	IBB	Score	W-L	Sv	ERA	NP
Feb 16	NOTRE DAME		0.1	1	2	2	3	1	0	0	0	0	1	0	0	20-7	0-0	0	54.00	19
Mar 03	MICHIGAN STATE		1.0	2	1	1	0	1	0	0	0	1	0	0	0	13-2	0-0	0	20.25	19
Mar 08	XAVIER		1.0	0	0	0	0	1	0	0	0	0	0	0	0	12-0	0-0	0	11.57	10
Mar 20	CAL BAPTIST		0.1	3	4	3	2	0	0	0	0	1	0	0	0	15-9	0-0	0	20.25	23
Totals		0	2.2	6	7	6	5	3	0	0	0	2	1	0	0	60-18	0-0	0	20.25	-



## Marc LIDD #31 INF

Freshman - 6'4 - 210  
Bats/Throws: R/R  
Irvine, Calif.  
Crean Lutheran

Date	Opponent	Pos	AB	R	H	RBI	2B	3B	HR	BB	SB	CS	HBP	SAC	SF	GDP	K	PO	A	E	Avg
Feb 17	NOTRE DAME	ph/1b	1	0	0	0	0	0	0	0	0	0	0	0	0	0	1	0	0	0	0.000
Feb 23	UC DAVIS-2	1b	1	0	0	0	0	0	0	0	0	0	0	0	0	0	1	0	0	0	0.000
Feb 24	UC DAVIS	1b	1	0	1	0	0	0	0	0	0	0	0	0	0	0	0	1	0	0	0.333
Mar 03	MICHIGAN STATE	ph/2b	1	0	0	0	0	0	0	0	0	0	0	0	0	0	0	1	0	1	0.250
Mar 08	XAVIER	ph/1b	2	1	1	1	0	0	1	0	0	0	0	0	0	0	0	0	0	0	0.333
Mar 10	XAVIER	ph	1	0	0	0	0	0	0	0	0	0	0	0	0	0	0	0	0	0	0.286
Mar 15	WASHINGTON STATE	ph	1	0	0	0	0	0	0	0	0	0	0	0	0	0	0	0	0	0	0.250
Mar 20	CAL BAPTIST	ph/1b	1	0	0	0	0	0	0	0	0	0	0	0	0	0	1	0	1	0	0.222
3/22/19	at Oregon	ph/1b	1	0	0	0	0	0	0	0	0	0	0	0	0	0	0	0	0	0	0.200
Apr 02	LONG BEACH STATE	p	1	0	0	0	0	0	0	0	0	0	0	0	0	0	1	1	1	0	0.182
Totals		ogs	11	1	2	1	0	0	1	0	0	0	0	0	0	0	3	6	2	1	0.182

On base pct. .182 • Slugging pct. .455

### #31 Lidd,Marc - 2 appearances (All games)

Date	Opponent	GS	IP	H	R	ER	BB	SO	2B	3B	HR	WP	BK	HBP	IBB	Score	W-L	Sv	ERA	NP
Feb 20	SAN DIEGO		1.0	0	0	0	1	1	0	0	0	0	0	0	0	12-2	0-0	0	0.00	17
Apr 02	LONG BEACH STATE		3.0	0	0	0	1	0	0	0	0	0	0	0	0	9-14	0-0	0	0.00	32
Totals		0	4.0	0	0	0	2	1	0	0	0	0	0	0	0	21-16	0-0	0	0.00	-




## Lyle LIN #22 RHP

Sophomore - 6'8 - 235  
Bats/Throws: R/R  
Scottsdale, Ariz.  
Chaparral

Date	Opponent	Pos	AB	R	H	RBI	2B	3B	HR	BB	SB	CS	HBP	SAC	SF	GDP	K	PO	A	E	Avg
Feb 15	NOTRE DAME	*dh	3	1	1	2	0	0	0	1	0	0	0	0	0	0	0	0	0	0	0.333
Feb 16	NOTRE DAME	*dh/c	6	2	3	3	0	0	0	0	0	0	0	0	0	1	2	0	0	0	0.444
Feb 17	NOTRE DAME	*dh	3	2	1	2	0	0	0	1	0	0	0	0	0	1	0	0	0	0	0.417
Feb 20	SAN DIEGO	*dh/c	4	1	0	0	0	0	0	1	0	0	0	0	0	0	3	3	0	0	0.312
Feb 23	UC DAVIS-1	*dh/c	3	0	0	1	0	0	0	0	0	0	0	0	0	0	1	0	0	0	0.263
Feb 23	UC DAVIS-2	*c	5	2	3	6	1	0	1	0	0	0	0	0	0	0	0	12	1	0	0.333
Feb 24	UC DAVIS	*dh/c	6	1	2	2	1	0	0	0	0	0	0	0	0	0	1	4	0	0	0.333
Feb 26	PEPPERDINE	*dh	4	1	2	1	0	0	1	0	0	0	0	0	0	0	0	1	0	0	0.353
Mar 01	MICHIGAN STATE	*dh/c	4	0	3	1	0	0	0	1	0	0	0	0	0	0	0	0	1	0	0.355
Mar 02	MICHIGAN STATE	*dh	4	0	0	1	0	0	0	1	0	0	0	0	0	0	1	0	0	0	0.357
Mar 03	MICHIGAN STATE	*c	4	2	1	0	0	0	0	1	0	0	0	0	0	0	0	8	0	0	0.348
Mar 05	at Fullerton	*c	3	0	0	1	0	0	0	0	0	0	0	0	0	0	1	0	0	0	0.327
Mar 08	XAVIER	*dh/c	4	1	3	4	0	0	1	0	0	0	0	0	0	1	0	0	2	0	0.358
Mar 09	XAVIER	*dh	4	2	2	1	1	0	0	0	0	0	0	0	0	0	0	0	0	0	0.368
Mar 10	XAVIER	*c	4	1	0	0	0	0	0	1	0	0	0	0	0	0	0	0	9	0	0.344
Mar 13	NEW MEXICO STATE	*c	5	0	0	0	0	0	0	0	0	0	0	0	0	0	0	2	0	0	0.318
Mar 15	WASHINGTON STATE	*dh/c	4	0	1	0	0	0	0	0	0	0	0	0	0	0	0	2	2	0	0.314
Mar 16	WASHINGTON STATE	*dh	4	0	0	0	0	0	0	0	0	0	0	0	0	0	3	0	0	0	0.297
Mar 17	WASHINGTON STATE	*c	5	1	1	0	0	0	0	0	0	0	0	0	0	0	0	0	9	0	0.291
Mar 20	CAL BAPTIST	*dh	5	1	2	1	0	0	0	0	0	0	0	0	0	0	0	1	0	0	0.298
3/22/19	at Oregon	*dh/c	5	1	2	2	0	0	0	0	0	0	0	0	0	0	0	3	0	0	0.303
3/23/19	at Oregon	*dh	5	1	3	0	0	0	0	0	0	0	0	0	0	0	0	0	0	0	0.319
Mar 24	at Oregon	*dh	4	1	1	0	0	0	0	0	0	0	0	0	0	0	0	1	0	0	0.316
Mar 29	ARIZONA	*dh	4	0	0	1	0	0	0	0	0	0	0	0	0	0	0	2	0	0	0.304
Mar 30	ARIZONA	ph	1	0	0	0	0	0	0	0	0	0	0	0	0	0	0	0	0	0	0.301
Mar 31	ARIZONA	*r/1b	4	2	1	2	0	0	1	1	0	0	0	0	0	0	0	0	10	1	0.295
Apr 02	LONG BEACH STATE	*dh/c	5	0	1	1	0	0	0	0	0	0	0	0	0	0	0	0	0	0	0.255
Totals		26gs	112	23	33	32	3	0	4	8	0	0	0	0	0	4	0	18	65	2	0.295

On base pct. .331 • Slugging pct. .429



## Alec MARSH #8 RHP

Junior - 6'2 - 220  
Bats/Throws: R/R  
Milwaukee, Wis.  
Ronald Reagan


Date	Opponent	GS	IP	H	R	ER	BB	SO	2B	3B	HR	WP	BK	HBP	IBB	Score	W-L	Sv	ERA	NP
Feb 15	NOTRE DAME	*	6.2	4	1	1	1	10	1	0	1	0	0	0	0	10-1	1-0	0	1.35	88
Feb 23	UC DAVIS-1	*	8.0	7	2	1	1	5	2	0	0	0	0	1	0	9-2	2-0	0	1.23	101
Mar 01	MICHIGAN STATE	*	7.0	5	0	0	2	6	1	0	0	0	0	0	0	8-0	3-0	0	0.83	96
Mar 05	at Fullerton	*	2.0	2	1	0	1	3	1	0	0	0	0	0	0	6-4	3-0	0	0.76	41
Mar 09	XAVIER	*	5.0	6	3	1	3	6	2	0	1	1	0	0	0	8-3	4-0	0	0.94	88
Mar 15	WASHINGTON STATE	*	6.1	6	0	0	2	4	1	0	0	0	0	0	2	8-0	5-0	0	0.77	103
3/22/19	at Oregon	*	6.2	3	0	0	5	4	2	0	0	0	0	2	0	12-2	6-0	0	0.65	102
Mar 29	ARIZONA	*	6.1	3	2	2	2	4	1	0	2	0	0	0	0	8-2	7-0	0	0.84	103
Totals			7	48.0	36	9	5	17	42	11	0	4	1	0	5	61-14	7-0	0	0.94	-



## Chaz MONTOYA #3 LHP

Junior - 6'0 - 160  
Bats/Throws: L/L  
Glendale, Ariz.  
Centennial


Date	Opponent	GS	IP	H	R	ER	BB	SO	2B	3B	HR	WP	BK	HBP	IBB	Score	W-L	Sv	ERA	NP	
Feb 16	NOTRE DAME		1.0	0	0	0	0	0	0	0	0	0	0	0	0	0-0	0-0	0	0.00	16	
Feb 17	NOTRE DAME		1.0	2	1	1	2	2	0	0	1	0	0	0	0	16-5	0-0	0	4.50	29	
Feb 20	SAN DIEGO		1.1	1	0	0	1	3	0	0	0	0	0	0	0	0-0	12-2	1-0	0	2.70	26
Feb 23	UC DAVIS-2		1.0	0	0	0	0	2	0	0	0	0	0	0	0	0-0	13-3	1-0	0	2.08	13
Feb 26	PEPPERDINE		0.1	1	1	0	0	0	0	0	0	0	0	0	0	0-0	4-3	1-0	0	1.93	7
Mar 03	MICHIGAN STATE		1.0	1	0	0	0	2	0	0	0	0	0	0	0	0-0	13-2	1-0	0	1.59	18
Mar 05	at Fullerton		1.2	0	0	0	0	0	0	0	0	0	0	0	0	0-0	6-4	1-0	0	1.23	15
Mar 10	XAVIER		0.1	0	0	0	0	0	0	0	0	0	0	0	0	0-0	11-6	1-0	0	1.17	6
Mar 13	NEW MEXICO STATE		1.2	0	0	0	0	3	0	0	0	0	0	0	0	0-0	7-3	1-0	1	0.96	16
Mar 16	WASHINGTON STATE		0.2	1	0	0	0	0	0	0	0	0	0	0	0	0-0	8-7	2-0	1	0.90	7
Mar 17	WASHINGTON STATE		0.1	0	0	0	0	1	0	0	0	0	0	0	0	0-0	6-5	2-0	2	0.87	6
3/22/19	at Oregon		0.1	0	0	0	0	0	0	0	0	0	0	0	0	0-0	12-2	2-0	2	0.84	3
3/23/19	at Oregon		0.2	0	0	0	1	0	0	0	0	0	0	0	0	1-0	4-5	2-0	2	0.79	4
Mar 31	ARIZONA		2.0	2	2	2	2	2	0	0	0	0	0	0	0	0-0	17-16	2-0	2	2.03	36
Totals			0	13.1	8	4	3	6	13	0	0	1	0	0	0	149-70	2-0	2	2.03	-	



## Sam ROMERO #26 RHP

Freshman - 6'2 - 195  
Bats/Throws: R/R  
Phoenix, Ariz.  
Alhambra/Phoenix College

Date	Opponent	GS	IP	H	R	ER	BB	SO	2B	3B	HR	WP	BK	HBP	IBB	Score	W-L	Sv	ERA	NP	
Feb 16	NOTRE DAME		0.1	1	0	0	0	0	0	0	0	0	0	0	0	20-7	0-0	0	0.00	9	
Feb 17	NOTRE DAME		0.2	0	0	0	2	1	0	0	0	0	0	0	0	0-0	16-5	0-0	0	0.00	18
Feb 20	SAN DIEGO	*	1.1	3	0	0	1	0	0	0	0	0	0	1	0	12-2	0-0	0	0.00	31	
Feb 23	UC DAVIS-2	*	1.0	2	1	1	0	0	0	0	0	0	0	0	0	13-3	0-0	0	2.70	15	
Mar 01	MICHIGAN STATE	*	2.0	2	0	0	0	2	0	0	0	1	0	0	0	8-0	0-0	0	1.69	25	
Mar 05	at Fullerton	*	2.1	4	0	0	0	2	1	0	0	0	0	0	0	6-4	0-0	0	1.17	38	
Mar 09	XAVIER	*	1.0	0	0	0	0	0	0	0	0	0	0	0	0	8-3	0-0	0	1.59	49	
Mar 13	NEW MEXICO STATE	*	2.2	3	1	0	0	3	0	0	0	0	0	1	0	7-3	0-0	0	1.59	49	
Mar 15	WASHINGTON STATE	*	2.2	2	0	0	0	2	0	0	0	0	0	0	0	6-0	0-0	0	1.29	33	
Mar 20	CAL BAPTIST	*	5.0	4	0	0	1	5	0	0	0	0	0	1	0	15-9	1-0	0	0.95	75	
Mar 24	at Oregon	*	3.2	4	0	0	0	4	0	0	0	0	0	0	0	7-3	1-0	1	0.79	52	
Mar 30	ARIZONA	*	3.0	4	0	0	1	4	1	0	0	0	0	0	0	8-3	1-0	2	0.70	52	
Mar 31	ARIZONA	*	1.2	3	1	1	0	1	0	0	0	2	0	0	0	0-0	17-16	2-0	2	0.99	41
Totals			4	27.1	32	3	3	5	24	2	0	2	3	0	3	143-58	2-0	2	0.99	-	



## Drew SWIFT #6 INF

Sophomore - 6'0 - 155  
Bats/Throws: R/R  
Chandler, Ariz.  
Hamilton

Date	Opponent	Pos	AB	R	H	RBI	2B	3B	HR	BB	SB	CS	HBP	SAC	SF	GDP	K	PO	A	E	Avg
Feb 15	NOTRE DAME	*2b	3	1	0	0	0	0	0	1	0	0	0	0	0	0	0	2	0	0	0.000
Feb 16	NOTRE DAME	*2b/ss	5	3	2	1	1	0	0	0	0	0	0	0	0	0	2	5	0	250	
Feb 17	NOTRE DAME	*2b/ss	3	3	1	2	0	0	0	2	0	0	0	0	0	0	0	3	3	0	273
Feb 20	SAN DIEGO	*2b	4	1	3	3	3	0	0	0	0	0	0	0	1	0	0	1	3	0	400
Feb 23	UC DAVIS-1	*2b	2	1	1	0	0	0	0	0	0	0	0	0	1	0	1	0	4	0	412
Feb 23	UC DAVIS-2	*2b/ss	3	1	0	0	0	0	2	0	0	0	0	0	0	0	0	1	5	0	350
Feb 24	UC DAVIS	*2b/ss	2	3	2	1	0	0	0	1	0	0	0	0	0	0	0	3	0	3	409
Feb 26	PEPPERDINE	*2b	3	0	0	0	0	0	0	0	0	0	0	0	0	0	0	3	1	1	360
Mar 17	WASHINGTON STATE	*2b	4	0	3	2	1	0	0	0	0	0	0	0	0	0	0	1	2	0	414
Mar 20	CAL BAPTIST	*2b	3	3	1	0	0	0	0	2	0	0	0	0	0	0	0	1	2	1	406
3/22/19	at Oregon	*2b	5	0	1	1	0	0	0	0	0	0	0	0	0	0	0	3	1	4	378
3/23/19	at Oregon	*2b	5	0	0	0	0	0	0	0	0	0	0	0	0	0	0	5	4	1	333
Mar 24	at Oregon	*2b	4	1	1	0	1	0	0	0	0	0	0	0	0	0	0	0	3	4	326
Mar 29	ARIZONA	*2b	4	0	0	0	0	0	0	0	0	0	0	0	0	0	0	2	1	4	300
Mar 30	ARIZONA	*2b	3	0	0	0	0	0	1	0	0	0	0	0	0	0	0	1	4	0	283
Mar 31	ARIZONA	*2b	4	1	1	0	0	0	1	0	0	0	0	0	0	0	0	1	2	0	281
Apr 02	LONG BEACH STATE	*2b	2	1	0	0	0	0	0	3	0	0	0	0	0	0	2	1	2	0	271
Totals			17gs	59	19	16	10	6	0	13	0	0	2	1	1	15	31	47	4	271	

On base pct. .397 • Slugging pct. .373






## Erik TOLMAN #15 LHP

Freshman - 6'2 - 190  
Bats/Throws: L/L  
Lake Forest, Calif.  
El Toro

Date	Opponent	Pos	AB	R	H	BI	2B	3B	HR	BB	SB	CS	HBP	SAC	SF	GDP	K	PO	A	E	Avg
Feb 23	UC DAVIS-2	of	0	0	0	0	0	0	0	0	0	0	0	0	0	0	0	0	0	0	.000
Feb 24	UC DAVIS	of	2	0	0	0	0	0	0	0	0	0	0	0	0	0	0	0	0	0	.000
Mar 10	XAVIER	dh	3	2	3	1	0	0	0	0	0	0	0	0	0	0	0	0	0	0	.600
Mar 20	CAL BAPTIST	of	1	0	0	0	0	0	0	0	0	0	0	0	0	0	1	0	0	0	.500
3/22/19	at Oregon	ph/of	1	0	0	0	0	0	0	0	0	0	0	0	0	0	0	1	0	0	.429
Totals		rfs	7	2	3	1	0	0	0	0	0	0	0	0	0	0	1	1	0	0	.429

On base pct. .500 • Slugging pct. .429

#15 Tolman,Erik - 12 appearances (All games)																					
Date	Opponent	GS	IP	H	R	ER	BB	SO	2B	3B	HR	WP	BK	HBP	IBB	Score	W-L	Sv	ERA	NP	
Feb 15	NOTRE DAME		1.2	1	0	0	0	3	0	0	0	0	0	0	0	10-1	0-0	0	0.00	30	
Feb 17	NOTRE DAME		0.2	1	1	1	1	1	0	0	0	0	0	0	0	16-5	0-0	0	3.86	24	
Feb 23	UC DAVIS-1		1.0	0	0	0	0	0	0	0	0	0	0	0	0	3-2	0-0	1	2.70	8	
Feb 26	PEPPERDINE	*	5.0	3	1	0	1	2	0	0	0	0	0	0	0	4-3	0-0	1	1.08	75	
Mar 02	MICHIGAN STATE		3.0	1	0	0	0	1	0	0	0	1	0	0	0	8-5	1-0	1	0.79	38	
Mar 09	XAVIER		3.0	0	0	0	0	4	0	0	0	0	0	0	0	8-3	1-0	1	0.63	45	
Mar 13	NEW MEXICO STATE		2.2	1	0	0	2	4	0	0	0	1	0	0	0	7-3	2-0	1	0.53	52	
Mar 16	WASHINGTON STATE		0.1	1	1	2	0	1	0	0	0	0	0	0	0	8-7	2-0	1	1.04	17	
Mar 17	WASHINGTON STATE		2.1	1	0	0	2	4	0	0	0	0	0	0	0	6-5	3-0	1	0.92	52	
3/23/19	at Oregon		4.2	1	0	0	3	4	1	0	0	0	0	0	0	4-5	3-0	1	0.74	69	
Mar 29	ARIZONA		0.1	0	0	0	3	1	0	0	0	0	0	0	0	8-2	3-0	1	0.73	23	
Mar 31	ARIZONA		1.0	2	2	2	1	1	2	0	0	1	0	0	0	17-16	3-0	1	1.40	23	
Totals		1	25.2	12	5	4	16	25	4	0	0	5	0	3	0	99-57	3-0	1	1.40	-	



## Spencer TORKELSON #20 INF

Sophomore - 6'1 - 220  
Bats/Throws: R/R  
Petaluma, Calif.  
Casa Grande

Date	Opponent	Pos	AB	R	H	BI	2B	3B	HR	BB	SB	CS	HBP	SAC	SF	GDP	K	PO	A	E	Avg
Feb 15	NOTRE DAME	*1b	4	1	2	3	1	0	0	1	0	0	0	0	0	0	0	0	7	0	.500
Feb 16	NOTRE DAME	*1b	5	2	3	2	1	0	0	0	0	0	0	0	0	0	1	8	2	0	.556
Feb 17	NOTRE DAME	*1b	5	2	4	1	0	0	0	0	0	0	0	0	0	0	1	6	0	0	.643
Feb 20	SAN DIEGO	*1b	5	1	2	3	0	0	1	1	0	0	0	0	0	0	0	7	1	0	.579
Feb 23	UC DAVIS-1	*1b	4	0	2	1	0	0	0	0	0	0	0	0	0	0	0	9	1	0	.565
Feb 23	UC DAVIS-2	*1b	5	1	2	1	0	0	0	0	0	0	0	0	0	0	0	10	0	0	.536
Feb 24	UC DAVIS	*1b	3	2	2	1	0	0	0	1	0	0	0	0	0	0	0	9	1	0	.548
Feb 26	PEPPERDINE	*1b	4	0	0	0	0	0	0	0	0	0	0	0	0	0	0	2	7	2	.486
Mar 01	MICHIGAN STATE	*1b	5	1	2	0	0	0	0	0	0	0	0	0	0	0	1	13	1	0	.475
Mar 02	MICHIGAN STATE	*1b	5	2	2	4	1	0	1	1	0	0	0	0	0	0	0	10	1	0	.467
Mar 03	MICHIGAN STATE	*1b	3	1	1	0	1	0	0	3	0	0	0	0	0	0	0	6	0	0	.458
Mar 05	at Fullerton	*1b	3	0	0	0	0	0	0	2	0	0	0	0	0	0	0	2	7	0	.431
Mar 08	XAVIER	*1b	3	3	1	0	0	0	0	2	0	0	0	0	0	0	0	5	1	0	.426
Mar 09	XAVIER	*1b	4	1	1	1	0	0	0	0	0	0	0	0	0	0	0	2	7	1	.414
Mar 10	XAVIER	*1b	4	0	0	0	0	0	0	1	0	0	0	0	0	0	0	1	6	2	.387
Mar 13	NEW MEXICO STATE	*1b	4	1	1	0	0	0	0	1	0	0	0	0	0	0	0	5	0	0	.379
Mar 15	WASHINGTON STATE	*1b	3	1	1	0	0	0	1	0	0	0	0	0	0	0	0	11	3	0	.377
Mar 16	WASHINGTON STATE	*1b	4	1	2	1	0	0	1	0	0	0	0	0	0	0	0	1	10	2	.384
Mar 17	WASHINGTON STATE	*1b	5	1	2	0	0	0	0	0	0	0	0	0	0	0	0	1	4	0	.385
Mar 20	CAL BAPTIST	*1b	4	2	3	1	0	0	1	2	0	0	0	0	0	0	0	4	1	0	.390
3/22/19	at Oregon	*1b	3	2	1	2	0	0	1	2	0	0	0	0	0	0	0	0	7	0	.388
3/23/19	at Oregon	*1b	6	0	2	2	0	0	0	0	0	0	0	0	0	0	1	2	9	2	.385
Mar 24	at Oregon	*1b	4	1	2	0	1	0	1	0	0	0	0	0	0	0	0	1	9	0	.389
Mar 29	ARIZONA	*1b	5	1	3	1	0	0	1	0	0	0	0	0	0	0	0	0	8	0	.400
Mar 30	ARIZONA	*1b	3	2	1	0	0	0	1	0	0	1	0	0	0	0	0	1	0	0	.398
Mar 31	ARIZONA	*1b/of	5	2	1	2	0	0	1	2	0	0	0	0	0	0	0	1	3	0	.389
Apr 02	LONG BEACH STATE	*1b	4	2	1	1	0	0	0	1	0	0	0	0	0	0	0	0	1	0	.384
Totals		27gs	112	33	43	32	7	0	6	22	0	0	2	0	2	1	20	206	22	1	.384

On base pct. .486 • Slugging pct. .607



## Boyd VANDER KOOI #19 RHP

Sophomore - 6'5 - 220  
Bats/Throws: R/R  
Mesa, Ariz.  
Skyline

Date	Opponent	GS	IP	H	R	ER	BB	SO	2B	3B	HR	WP	BK	HBP	IBB	Score	W-L	Sv	ERA	NP
Feb 16	NOTRE DAME	*	3.2	6	5	5	2	3	0	0	1	2	0	1	1	20-7	0-0	0	12.27	72
Feb 23	UC DAVIS-2	*	5.0	4	4	2	2	6	0	0	0	1	0	0	0	13-3	1-0	0	7.27	82
Mar 02	MICHIGAN STATE	*	5.0	4	4	2	2	6	0	0	0	1	0	0	0	8-5	1-0	0	5.83	77
Mar 08	XAVIER	*	7.0	5	0	0	2	6	1	0	0	1	0	1	0	12-0	2-0	0	3.92	95
Mar 16	WASHINGTON STATE	*	6.1	6	4	4	2	4	0	1	0	0	0	0	0	8-7	2-0	0	4.33	92
3/23/19	at Oregon	*	2.2	3	4	4	5	3	0	0	0	0	0	0	1	4-5	2-0	0	5.16	68
Mar 30	ARIZONA	*	6.0	5	3	3	3	4	0	0	1	0	0	0	0	8-3	3-0	0	5.05	91
Totals		7	35.2	34	22	20	20	34	2	1	3	4	0	3	1	73-30	3-0	0	5.06	-



## Alika WILLIAMS #5 INF

Sophomore - 6'2 - 180  
Bats/Throws: R/R  
San Diego, Calif.  
Rancho Bernardo

Date	Opponent	Pos	AB	R	H	BI	2B	3B	HR	BB	SB	CS	HBP	SAC	SF	GDP	K	PO	A	E	Avg
Feb 15	NOTRE DAME	*ss	4	2	1	2	0	0	0	0	0	0	0	0	0	0	1	1	2	4	.250
Feb 16	NOTRE DAME	*ss	3	1	2	0	0	0	0	1	0	0	0	0	0	0	0	1	1	1	.429
Feb 17	NOTRE DAME	*ss	1	0	0	0	0	0	0	0	0	0	0	0	0	0	0	0	2	2	.375
Feb 20	SAN DIEGO	*ss	3	1	1	0	0	0	0	1	0	1	1	0	0	0	0	0	2	2	.384
Feb 23	UC DAVIS-1	*ss	3	0	1	0	1	0	0	0	0	0	0	0	0	0	0	0	2	4	.357
Feb 23	UC DAVIS-2	*ss	2	1	2	1	0	0	0	0	0	0	0	0	0	0	0	1	0	1	.375
Feb 24	UC DAVIS	*ss	3	1	1	0	0	0	0	0	0	0	0	0	0	0	0	0	0	0	.368
Feb 26	PEPPERDINE	*ss	4	0	1	1	0	0	0	0	0	0	0	0	0	0	0	2	0	0	.348
Mar 01	MICHIGAN STATE	*ss	3	1	1	1	0	0	0	1	0	0	0	0	0	0	0	0	5	1	.346
Mar 02	MICHIGAN STATE	*ss	5	0	1	0	0	0	0	0	0	0	0	0	0	0	0	1	2	2	.323
Mar 03	MICHIGAN STATE	*ss	5	2	4	3	3	0	0	0	0	0	0	0	0	0	0	0	3	3	.389
Mar 05	at Fullerton	*ss	3	2	2	3	0	0	1	1	0	0	0	0	0	0	0	0	4	0	.410
Mar 08	XAVIER	*ss	3	1	1	0	0	0	0	2	0	1	0	0	0	0	0	1	0	0	.405
Mar 09	XAVIER	*ss	4	0	0	0	0	0	0	0	0	0	0	0	0	0	0	1	2	0	.370
Mar 10	XAVIER	*ss	3	2	1	1	0	0	0	2	0	0	0	0	0	0	0	1	0	0	.367
Mar 13	NEW MEXICO STATE	*ss	4	0	2	2	0	0	0	1	1	0	0	0	0	0	0	1	1	1	.377
Mar 15	WASHINGTON STATE	*ss	4	1	1	0	0	0	0	0	0	0	0	0	0	0	0	0	2	3	.368
Mar 16	WASHINGTON STATE	*ss	4	1	1	0	0	0	0	0	0	0	0	0	0	0	0	0	0	0	.368
Mar 17	WASHINGTON STATE	*ss	4	2	4	2	0	0	0	0	1	1	0	0	0	0	0	0	3	3	.400
Mar 20	CAL BAPTIST	*ss	3	1	1	2	0	0	0	2	0	0	1	0	0	0	0	0	2	3	.397
3/22/19	at Oregon	*ss	4	2	0	0	0	0	0	1	1	0	0	0	0	0	0	0	0	0	.403
3/24/19	at Oregon	*ss	5	1	0	0	0	0	0	0	0	0	0	0	0	0	0	0	0	0	.390
Mar 24	at Oregon	*ss	3	0	1	2	0	0	0	0	0	0	0	1	1	0	0	1	2	3	.387
Mar 29	ARIZONA	*ss	3	3	1	0	1	0	0	1	0	0	0	0	0	0	0	0	1	0	.386
Mar 30	ARIZONA	*ss	3	2	0	0	0	0	0	1	0	0	0	0	0	0	0	0	0	0	.384
Mar 31	ARIZONA	*ss	6	2	2	3	0	0	0	1	0	0	0	0	0	0	0	0	1	1	.380
Apr 02	LONG BEACH STATE	*ss	2	0	0	0	0	0	0	0	0	0	0	0	0	0	0	0	0	0	.371
Totals			276	97	30	36	28	9	0	0	0	0	0	0	0	0	0	31	61	3	



## Gage WORKMAN

#14  
INF

Sophomore - 6'4 - 200

Bats/Throws: R/R

Queen Creek, Ariz.

Basha

Date	Opponent	Pos	AB	R	H	RBI	2B	3B	HR	BB	CS	HBP	SAC	SF	GDP	K	PO	A	E	Avg
Feb 15	NOTRE DAME	*3b	4	0	0	0	0	0	0	0	0	0	0	0	0	2	1	1	0	.000
Feb 16	NOTRE DAME	*3b	6	3	4	2	1	0	0	0	0	0	0	0	0	1	1	0	0	.400
Feb 17	NOTRE DAME	*3b	5	1	2	1	0	0	0	0	0	0	0	0	0	1	1	4	0	.400
Feb 20	SAN DIEGO	*3b	4	2	2	2	0	0	0	1	1	0	0	0	0	0	2	1	0	.421
Feb 23	UC DAVIS-1	*3b	3	0	1	0	0	0	0	0	0	0	0	0	0	1	0	5	1	.409
Feb 23	UC DAVIS-2	*3b	3	2	3	1	0	1	0	2	0	0	0	0	0	0	1	2	0	.480
Feb 24	UC DAVIS	*3bss	5	1	3	2	0	0	0	0	0	0	0	0	0	1	1	4	1	.500
Feb 26	PEPPERDINE	*3b	4	0	1	0	0	0	0	0	0	0	0	0	0	1	5	1	0	.471
Mar 01	MICHIGAN STATE	*3b	4	1	1	0	0	0	0	0	0	0	0	0	0	0	0	2	0	.447
Mar 02	MICHIGAN STATE	*3b	5	0	0	0	0	0	0	0	0	0	0	0	0	2	0	2	0	.395
Mar 03	MICHIGAN STATE	*3b	4	0	0	1	0	0	0	0	0	0	0	0	1	0	2	3	0	.362
Mar 05	at Fullerton	*3b	3	2	1	0	0	0	0	1	0	0	0	0	0	0	0	1	0	.360
Mar 08	XAVIER	*3b	3	0	1	0	0	0	0	1	1	0	0	0	0	1	0	1	0	.358
Mar 09	XAVIER	*3b	3	0	1	1	1	0	0	1	0	0	0	0	0	1	0	0	0	.357
Mar 10	XAVIER	*3b	4	1	1	0	0	0	0	1	0	0	0	0	0	1	1	0	2	.350
Mar 13	NEW MEXICO STATE	*3b	4	0	0	0	0	0	0	1	0	0	0	0	0	3	1	0	0	.328
Mar 15	WASHINGTON STATE	*3b	4	2	2	4	0	0	2	0	0	0	0	0	0	2	3	4	0	.338
Mar 16	WASHINGTON STATE	*3b	3	1	1	2	0	0	1	1	1	0	0	0	0	0	0	1	0	.338
Mar 17	WASHINGTON STATE	*3b	3	1	0	0	0	0	0	1	0	0	0	0	0	0	1	1	0	.324
Mar 20	CAL BAPTIST	*3b	5	0	2	1	1	0	0	0	0	0	0	0	0	3	0	1	1	.329
3/22/19	at Oregon	*3b	3	2	1	1	0	0	2	1	0	0	0	0	0	0	2	2	0	.329
3/23/19	at Oregon	*3b	5	0	1	1	0	0	0	0	0	0	0	0	0	0	3	2	5	.322
Mar 24	at Oregon	*3b	4	1	2	0	2	0	0	0	0	0	0	0	0	0	0	3	0	.330
Mar 29	ARIZONA	*3b	4	0	3	2	0	0	0	0	0	0	0	0	0	0	1	1	0	.347
Mar 30	ARIZONA	*3b	2	1	0	0	0	0	2	0	0	0	0	0	0	1	0	0	0	.340
Mar 31	ARIZONA	*3b	6	0	1	0	0	0	0	0	1	0	0	0	0	4	0	3	0	.330
Apr 02	LONG BEACH STATE	*3b	5	0	1	1	0	0	0	0	0	0	0	0	0	2	0	2	0	.324
Totals		27gs	108	21	35	22	5	1	3	14	4	1	0	0	1	33	20	55	6	.324

On base pct. .398 • Slugging pct. .472