



SUN DEVIL FOOTBALL GAME NOTES - DR. PEPPER BIG 12 CHAMPIONSHIP

Game #13

Date: Dec. 7

Time: 10 a.m. AZT/11 a.m. local

Site: Arlington

Stadium: AT&T Stadium

Capacity: 80,000

Surface: Hellas Matrix Turf/Helix Soft Top

Series: First Meeting

TV: ABC

Radio: Arizona Sports 98.7 FM

#12 ARIZONA STATE

(10-2, 7-2 Big 12)

@TheSunDevils

@ASUFootball

#16 IOWA STATE

(10-2, 7-2 Big 12)

@CycloneATH

@CycloneFB

111 SEASONS | 259 PRO DRAFT PICKS | 118 TOTAL ALL-AMERICANS | 19 CONSENSUS ALL-AMERICANS | 13 CFB HALL OF FAMERS
32 BOWL APPEARANCES | 611 ALL-CONFERENCE SELECTIONS | 2 ROSE BOWLS

SUN DEVIL MEDIA RELATIONS | PO BOX 872505 | TEMPE, AZ 85287-2505 | OFFICE #: 480-965-6592 | SUNDEVILS.COM

SCHEDULE


RESULTS



AUG. 31
vs. Wyoming
TEMPE
W, 49-7



SEPT. 7
vs. Mississippi State
TEMPE
W, 30-23



SEPT. 12
at Texas State
SAN MARCOS
W, 31-28




SEPT. 21
at Texas Tech
LUBBOCK
L, 22-30




OCT. 5
vs. Kansas
TEMPE
W, 35-31




OCT. 11
vs. #16 Utah
TEMPE
W, 27-19



OCT. 19
at Cincinnati
CINCINNATI
L, 14-24




Nov. 2
at Oklahoma State
STILLWATER
W, 42-21




NOV. 9
vs. UCF
TEMPE
W, 35-31



Nov. 16
at Kansas State
MANHATTAN
5 p.m. | ESPN



Nov. 23
vs. BYU
TEMPE
W, 28-23



Nov. 30
at Arizona
TUCSON
W, 49-7

*ALL TIMES ARIZONA TIME

THE GAME - #12 (AP) Sun Devil Football will look for its first outright conference championship and first 11-win season since 1996 this weekend at the team heads to Arlington and AT&T Stadium to take on #16 Iowa State for the Dr. Pepper Big 12 Championship on Saturday, Dec. 7. Scheduled for a 10 a.m. AZT/11 a.m. local kickoff, the contest will be broadcast nationally on ABC (Joe Tessitore, Jesse Palmer, Katie George). The game will also be available over the local airwaves in Arizona on Arizona Sports 98.7 FM (Tim Healey, Jeff Van Raaphorst, Kevin Turner, Jeff Munn).

ON IOWA STATE/BIG 12 CHAMPIONSHIP - This will be the first meeting between the Sun Devils and Iowa State, marking the fourth time this season ASU has played an opponent for the first time in its history. Iowa State comes into the game having reached 10 wins for the first time in program history. This is the second conference championship game ASU has participated in, also competing in the 2013 Pac-12 Championship. Iowa State is making its second Big 12 Championship appearance.

KICKING OFF

- ASU's 10-2 record already marks a seven-win improvement - at minimum - over the team's 3-9 record a season ago. The seven-win improvement is already two games better than the previous best turnarounds in program history and trails only Indiana's eight-win improvement this season among FBS programs.
- The Sun Devils are just the 8th Power 4/5 team since 2012 to increase their win total by 7 games from one season to another (8 - TCU, '21-22; Indiana '23-24/7 - Mizou '12-13, Syracuse '17-18, USC '21-22, UW '21-22; Northwestern '22-23).
- With ASU vacating its wins in the 2021 season, the 10 wins this season surpasses the team's combined win tally from 2020-2023 (8 wins).
- ASU was one of only 13 teams to go undefeated in the month of November (5-0). Of those 13 teams, only 7 are from a Power 4 conference (including Notre Dame). ASU was one of only four teams the FBS to go 5-0 in the month of November.
- Since Week 6, no FBS wide receiver has as many yards as Jordyn Tyson's 749 - second behind only Bowling Green tight end Harold Fannin Jr. His 481 receiving yards in the month of November leads all FBS players.
- Among players with at least 500 snaps, redshirt freshman QB Sam Leavitt is the nation's highest-graded freshman player on offense OR defense with his overall offense grade of 89.4 (min. 500 snaps) - 5.2 points higher than South Alabama's Gio Lopez (84.2) who is in second. He is 11.9 points ahead of Tennessee's Nico lamaleava for the highest freshman grade among Power 4 freshmen quarterbacks (77.5).
- Leavitt's 89.4 grade for the season is tied for the seventh-best among all FBS freshman quarterbacks in the PFF era since 2015 (min. 500 snaps played). Of the seven players tied or ahead of him, six have started an NFL game this season (Brock Purdy, Trevor Lawrence, Caleb Williams, Drake Maye, C.J. Stroud and Spencer Rattler).
- ASU is 5-0 in games decided by a seven points or less and 6-1 in games decided by one score (8 points or less). The 5-0 record is second behind Arkansas State's 6-0 mark in games of seven points or less and the six wins are tied for second behind only Syracuse (7) for most wins in one-score game.
- Cam Skattebo ran for three touchdowns in the first half of each of the last two games. He is the first Big 12 player to rush for 3+ touchdowns in consecutive first halves since Tarean Henderson (Texas Tech) did it on Sept. 17 and Sept. 24 of 2005 but the only Big 12 player to ever do it against BFS teams. He is only the seventh FBS player to accomplish the feat since 2008, joining an exclusive list Malik Cunningham, Louisville 09/24/2022 - 10/01/2022, Tavion Thomas, Utah 10/30/2021 - 11/05/2021, Lamar Jackson, Louisville 09/09/2016 - 09/17/2016, Melvin Gordon III, Wisconsin 10/11/2014 - 10/25/2014, Zach Line, SMU 09/17/2011 - 09/24/2011, LeSean McCoy, Pittsburgh 10/18/2008 - 10/25/2008.

AN ASU VICTORY WOULD...

- Be the program's first outright conference championship since 1996 (co-champion in 2007).
- Give ASU 11 wins in a season for the first time since 1996 (11-1) and just the sixth time in program history (Frank Kush four times, Bruce Snyder once).
- Mark the Sun Devils as one of just three Power 4/5 teams since 2012 to increase their win total by eight games from one season to the next (TCU '21-22, Indiana '23-24).
- Improve ASU to 4-0 against AP-ranked opponents this season. It would match ASU's most wins against Top-25 teams since 2014 (4) and be tied for the second-most single season AP wins in program history (5 in 1986).

MILESTONE WATCH

- Cam Skattebo needs 134 scrimmage yards to reach 2,000 for the season (currently at 1,866). He would become just the 100th player in FBS history to accomplish that feat.
- Skattebo needs just 40 yards to set ASU's school record for most scrimmage yards (Eno Benjamin, 1,905).
- Currently at 17, Skattebo needs three rushing touchdowns to set ASU's school record in the category (Woody Green, 19, 1972).
- Currently at 19, Skattebo needs just four TOTAL touchdowns to set ASU's school record in the category (22, Wilford White, 1950).
- Skattebo needs 245 rushing yards to break Eno Benjamin's school record of 1,642 rushing yards in a single season (currently at 1,398).
- Sam Leavitt needs 66 passing yards to reach 2,500 for the season (currently at 2,444) and become the first Sun Devil to reach the mark since Jayden Daniels in 2019 (2,943).
- Keyshaun Elliott needs 9 tackles to reach 200 for this career (currently at 191).
- Myles Rowser needs 6 tackles to reach 200 for his career (currently at 194).
- Shamari Simmons needs 7 tackles to reach 250 for his career (currently at 243).

MAKING THE GRADE (NOTABLE PFF GRADES)

- Sam Leavitt is the nation's highest-graded freshman player on offense OR defense with his overall offense grade of 89.4 (min. 500 snaps) - 5.2 points higher than South Alabama's Gio Lopez (84.2) who is in second. He is 11.9 points ahead of Tennessee's Nico lamaleava for the highest freshman grade among Power 4 freshmen quarterbacks (77.5).
- Leavitt is the 15th-highest graded quarterback in the nation, regardless of eligibility.
- Cam Skattebo (901) is the fourth-highest graded running back on overall offense this season and 24th-highest offensive player at any position in the FBS.
- Leif Fautanu is the highest-graded center in the Big 12 and fourth-highest graded center in the FBS on pass blocking with a mark of 88.0.
- Xavion Alford is the nation's 29th-highest graded safety overall (81.2), 18th in coverage (88.3) and 20th in tackling (84.3). He ranks fourth, third and first, respectively, in those categories among Big 12 safeties.
- Caleb McCullough is the second-highest graded Big 12 linebacker on run defense (84.1) and 30th-highest graded linebacker in the FBS in the category.
- Jordyn Tyson was the highest graded offensive player in the Big 12 in Week 14 following the Territorial Cup (91.4). It was the second-highest grade for any wide receiver in the FBS and the ninth-best grade for any offensive player in the FBS, regardless of position.
- Emmit Bohle (91.2) was the second-highest graded offensive player in the Big 12 behind Tyson in Week 14 and the second-highest graded tackle in the FBS for the week. It was the 11th-best grade of ANY offensive player in the country for the week.

TALE OF THE TAPE (2024 STATISTICAL RANKINGS)

FBS RANK	BIG 12	AVERAGE	CATEGORY	AVERAGE	BIG 12	FBS RANK
38	5	32.1	Scoring	31.2	6	44
34	4	21.5	Opponent Scoring	19.6	1	18
24	4	195.0	Rushing Offense	164.6	8	65
27	2	116.8	Rushing Defense	173.7	14	96
71	10	224.8	Passing Offense	258.0	5	36
69	8	219.8	Passing Defense	156.9	1	3
45	8	419.8	Total Offense	422.6	5	41
37	5	336.6	Total Defense	330.6	4	31
83	9	1.75	Sacks	1.25	16	124
115	16	4.4	Tackles for Loss	5.1	10	88
80	10	53.08	Penalty Yards Per Game	29.33	1	3
11	1	0.92	Turnover Margin	0.75	3	17
12	2	32:22	Time Of Possession	32:32	1	10



QUICK FACTS

Location.....Tempe, Ariz. 85287-2505
Enrollment.....181,000
Nickname.....Sun Devils
Colors.....Maroon & Gold
Conference.....Big 12
President.....Dr. Michael Crow
Vice President for University Athletics.....Graham Rossini
Faculty Representative.....Dr. Jeffrey Wilson
Stadium.....Mountain America Stadium/ Frank Kush Field
All-Time Record.....635-429-24 (.607)
Capacity.....53,599
Playing Surface.....Bermuda Grass
Head Coach.....Kenny Dillingham
CKD Career/ASU Record.....13-11 (2nd Season)
2023 ASU Record.....3-9
2022 Pac-12 Record (Finish).....2-7 (f-9)
Offensive Starters Returning/Lost.....4/7
Defensive Starters Returning/Lost.....4/7

COACHING STAFF

FIELD
Kenny Dillingham.....Head Coach
Charlie Ragle.....Asst. Head Coach/Special Teams Coordinator
Shaun Aguano.....Assistant Coach - Running Backs
Saga Tuitiele.....Assistant Coach - Offensive Line
A.J. Cooper.....Assistant Coach - Linebackers
Bryan Carrington.....Assistant Coach - Cornerbacks
Diron Reynolds.....Assistant Coach - Defensive Line
Jason Mohns.....Assistant Coach - Tight Ends
Hines Ward.....Assistant Coach - Wide Receivers

BOOTH
Marcus Arroyo.....Offensive Coordinator/Quarterbacks
Brian Ward.....Defensive Coordinator- Safeties

SUPPORT STAFF
Jason Cvercko.....Associate Athletic Director - Chief of Staff
Matt Butterfield.....Assistant Special Teams Coordinator
DeWayne Walker.....Defensive Pass Game Coordinator
Max Silver.....Assistant Linebackers Coach
Vince Amey.....Assistant Defensive Line Coach
Pierre Cormier.....Special Teams Analyst
Matt Christian.....Assistant - Running Backs
Omar Farman.....Assistant - Quarterbacks
Brady White.....Graduate Assistant - WR
Ty Barrett.....Graduate Assistant - OL
Tyree Thompson.....Graduate Assistant - DL
Devon King.....Graduate Assistant - S/NB
Joe Connolly.....Head Coach - Football Sports Performance
Clayton Kirven.....Assistant Head Coach - Sports Performance
Colbert Calhoun.....Asst. Director - Football Sports Performance
Steve Miller.....Assistant Coach - Football Sports Performance
Gabriella Donnelly.....Director of Football Nutrition
Bryan McGinnis.....Asst. Athletic Director of Football Operations
Lexie Godfrey.....Asst. Director of Football Operations
D.J. Foster.....Director of Player Development

MEDIA RELATIONS STAFF

Jeremy Hawkes.....Primary Contact
E-Mail.....jdhawkes@asu.edu
Phone.....520-403-0121

Doug Tammaro.....Secondary Contact
E-Mail.....tammaro@asu.edu
Phone.....480-965-6592

Connor Smith.....Secondary Contact
E-Mail.....ctsmith15@asu.edu
Phone.....480-965-6592

PRESEASON AWARDS/WATCH LISTS

Cam Skattebo - Hornung Award, Doak Walker Award
Leif Fautanu - Rimington Trophy, Polynesian Football Player of the Year
Sean Nala - Polynesian Football Player of the Year
Jordyn Tyson - Earl Campbell Tyler Rose
Alton McCaskill - Earl Campbell Tyler Rose
Markeston Douglas - Mackey Award
Senior Bowl Watch List - Emmitt Bohle, DeCarlos Brooks, Ben Coleman, Anthonie Cooper, Prince Dorth, Leif Fautanu, Max Iheanachor, Shamari Simmons, Cam Skattebo, Melquan Stoval, East-West Shrine Bowl 100 - Chamon Metayer, Prince Dorth, Clayton Smith, Max Iheanachor, Shamari Simmons, Xavier Guillory, Cam Skattebo, Ben Coleman

#BYTHENUMBERS

60

Kenny Dillingham has put together a roster **with 60 total newcomers this season** - the ninth-most of any FBS school behind after being second a year ago. The Sun Devils have just three players in their final year of eligibility that started their careers at Arizona State (Trenton Bourguet, Caleb McCullough and Anthonie Cooper) - tied for the fourth-lowest tally in the FBS. ASU's 46 scholarship newcomers are tied for third-most in the FBS while the teams 58 returning players are tied for the fifth-lowest tally in the FBS. Only 38 of those players are scholarship student-athletes, tied for the third-lowest mark in the FBS.

52

52.6% of Sun Devil offensive drives have resulted in ASU scoring a touchdown or getting in range for a field goal attempt - good for 16th nationally. Only 40.2% of such opponent drives have done the same, a net +12.5% difference that is the 24th-best in the nation. ASU ranked dead last (133rd) in the category a season ago with a net -29.0% tally as only 28% of its drives resulting in a touchdown or field goal attempt (124th) compared to a 57% success rate for opponents (132nd of 133). The Sun Devils are averaging 2.95 points per drive this season, good for 16th nationally and have a net .86 points per drive over opponents advantage that is 24th in the country.

7

Playing the 4th-most snaps in coverage in the Big 12 this season (424, 33rd in FBS), **Xavion Alford has allowed just 7 receptions, and 3rd-fewest in the FBS (min. 300 coverage snaps).** Opponents have thrown his way on just 4.0 percent of coverage snaps, the 4th-lowest total among all FBS players. His 17 targets on the year are 9th-lowest in the FBS. He has allowed just 76 yards in coverage this season - 4th-lowest among all FBS players. He has allowed just 0.18 yards per coverage snap this season, 2nd-lowest in the FBS. Opponents have just a 35.0 NFL QBR when targeting Alford, sixth-lowest in the FBS and his 29.4 forced incompleteness percentage is fourth.

3

Leif Fautanu has played 3,453 snaps in his career, third-most among active FBS centers, behind only NMSU's Canaan Yarro (3,557) and Texas' Jake Majors (3,492) and has started 49 consecutive games in his career out of his 55 total starts. He started all 12 games for the Sun Devils a year ago, playing all but one snap of the season (helmet came off) for the team at center (850). Leif Fautanu has just 5 pressures credited against him, tied for 12th-fewest among FBS players and 7th among centers (min. 300 pass block snaps). His 1.3 pressure allowed percentage is 8th among FBS centers. His 88.0 pass-blocking grade is the 4th-best grade for any FBS center and 13th among all players.

4

Cam Skattebo has received an overall offensive grade of 90.1 from Pro Football Focus this season, good for 4th among all FBS running backs and 24th among all FBS offensive players. Skattebo has accounted for 37.0 percent of ASU's scrimmage yards this season and 39.1% of scrimmage yards in games he played - **4th-best in the FBS.** All 1,866 of his yards have come from scrimmage. He needs just 134 scrimmage yards to reach 2,000 for the season and would become just the 100th player in FBS history to accomplish that feat. Skattebo needs just 40 yards to set ASU's school record for most scrimmage yards (Eno Benjamin, 1,905).

1

Among players with at least 500 snaps, **redshirt freshman QB Sam Leavitt is the nation's highest-graded freshman player on offense OR defense with his overall offense grade of 89.4 (min. 500 snaps)** - 5.2 points higher than South Alabama's Gio Lopez (84.2) in second. He's 11.9 points ahead of Tennessee's Nico Iamaleava for the highest freshman grade among Power 4 freshmen quarterbacks (77.5). The grade is tied for the 7th-best among all FBS freshman quarterbacks in the PFF era since 2015 (min. 500 snaps played). Of the 7 players tied or ahead of him 6 have started an NFL game this season (Brock Purdy, Trevor Lawrence, Caleb Williams, Drake Maye, C.J. Stroud and Spencer Rattler).

2024 Big 12 Conference Records

School	Big 12	Win%	Overall	Win%
Arizona State	7-2	.778	10-2	.833
Iowa State	7-2	.778	10-2	.833
BYU	7-2	.778	10-2	.833
Colorado	7-2	.778	9-3	.750
Baylor	6-3	.667	8-4	.667
TCU	6-3	.667	8-4	.667
Texas Tech	6-3	.667	8-4	.667
Kansas State	5-4	.556	8-4	.667
West Virginia	5-4	.556	6-6	.500
Kansas	4-5	.444	5-7	.417
Cincinnati	3-6	.333	5-7	.417
Houston	3-6	.333	4-8	.333
Utah	2-7	.222	5-7	.417
Arizona	2-7	.222	4-8	.333
UCF	2-7	.222	4-8	.333
Oklahoma State	0-9	.000	3-9	.250

This Week in the Big 12 (All Times AZT/AP Ranking Included)

Team	Date	Time	Opponent/TV
Arizona			
#12 Arizona State	12/7	11:30 a.m.	vs. #16 Iowa State/ABC
Baylor			
#17 BYU			
UCF			
Cincinnati			
#20 Colorado			
Houston			
#16 Iowa State	12/7	11:30 a.m.	vs. #12 Arizona State/ABC
Kansas			
Kansas State			
Oklahoma State			
TCU			
Texas Tech			
Utah			
West Virginia			

#10THINGS (Twitter-Friendly Notes)

- Jordyn Tyson's 624 yards in the month of November were 119 more than any other FBS player for the month and his six touchdowns were 2nd.
- The Sun Devils are 5-0 in games decided by 7 points or less and 6-1 in one-score games overall - both win totals good for second in the FBS.
- Sam Leavitt (88.2) is the nation's highest graded freshman player (true or redshirt) on either side of the ball, 5.2 points ahead of the next closest player.
- Over the last three games, the Sun Devils are first in the FBS in most first half points per game (25.7) AND fewest first half points against per game (1.0).
- ASU is outscoring opponents 80-16 in the "middle eight" of games this year (last four minutes of first half and first four minutes of second half).
- The Sun Devils have recorded 15 touchdowns in the final five minutes of the first and second halves this season, a total good for fourth in the FBS - two off the FBS lead.
- The Sun Devil defense has allowed just 4.6 yards per third down to opponent offenses - the 26th-lowest total in the country after allowing 5.3 per third down play a year ago (67th).
- Cam Skattebo's is the only FBS player with 1,000+ rushing yards and 400+ receiving yards.
- Among FBS slot defenders, Shamari Simmons is one of just 9 players in the country not credited with a TD allowed (min. 200 snaps), despite playing the 3rd-most slot coverage snaps in the country (339).
- Sam Leavitt is the only quarterback in the country with 20+ touchdowns (21) with 5 or fewer interceptions (5) AND turnoverworthy throws (3) - (min. 300 dropbacks).



LAST TIME OUT - ARIZONA

- » Both Cam Skattebo (177) and Kyson Brown (100) ran for 100 yards against the Wildcats, as the Sun Devils finished with 281 yards on the ground. The last time ASU had two rushers reach 100 yards was Demario Richard (119) and Kalen Ballage (103) on Nov. 18, 2017 at Oregon State.
- » Arizona State finished with 643 yards of total offense, a season high. It was the most yardage the Sun Devils have produced since collecting 652 against Texas Tech on Sept. 10, 2016 (68-55 win). It was the most yardage in a conference game since ASU posted 742 on Oct. 29, 2015.
- » Arizona State has won six of the last eight meetings in the series. The Sun Devils hold a 16-9 advantage against the Wildcats since 2000.
- » ASU shutout Arizona in the first half. It is the first time Arizona State has shutout Arizona in the first half since 2010, a game that ended in a 30-29 victory for the Sun Devils. The 35-0 lead matches the largest halftime lead in Territorial Cup history.
- » The 49 points are the sixth time the Sun Devils have scored 40+ points in a game against Arizona since 2012.
- » Since 2010, Arizona State is averaging 40.0 points per game in matchups with the Wildcats (15 games).
- » Arizona State has now allowed only seven points in two of their past three visits to Tucson.
- » ASU has outscored Arizona 158-92 in their past four meetings in Tucson (3-1 record).
- » ASU's 390 yards in the first half were its most in a half in any game since it had 401 in the first half of the Territorial Cup in 2015.
- » The 210 total yards by Arizona were the fewest by the Wildcats since posting 196 against Utah back in 2019.

WILD SKATT

- » Cam Skattebo is 7th among all active FBS AND FCS running backs with 4,079 career rushing yards while his 6.1 yards per carry are 17th in that group. (min. 300 carries).
- » Despite not playing essentially two games (DNP vs. UCF, DNP in fourth quarters vs. WYO, @ OKST, @ARIZ), he is 8th in the FBS this season with 1,398 yards rushing, 7th at 127.1 rushing yards per game and 2nd in the FBS in all-purpose yards per game at 169.64 - tops in the Big 12 and ranking only behind Boise State's Ashton Jeanty
- » Skattebo has accounted for 37.0 percent of ASU's scrimmage yards this season and 39.1% of scrimmage yards in games he played - 4th-best in the FBS.
- » He has forced 237 career missed tackles on rushing plays, 3rd among active FBS/FCS halfbacks and he is 6th at 0.36 missed tackles forced per rushing attempt (min. 300 attempts).
- » He is 4th among FBS running backs this season with 78 missed tackles forced on rushing plays, despite missing the missed time. He has 93 total missed tackles forced with pass plays including, the 3rd-best mark among all FBS players.
- » Skattebo has rushed for a first down or touchdown on 36.2 percent of his career carries, 2nd among all active FBS/FCS backs (min. 300 attempts). He has rushed for a first down or touchdown on 34.7 percent of his rushes this year, good for 5th in the FBS (min. 150 carries).
- » He has been stuffed for no gain or a loss on just 10.5 percent of his career carries, good for the 7th-lowest tally among all active backs at both levels (min. 300 attempts). His 13.3 stuff rate this season is 11th in the FBS.
- » He is currently averaging 3.9 yards after contact per career rush - tied for 16th among all active FBS/FCS backs. He has 2,569 yards after contact in his career, more than 150 other active FBS/FCS running backs with 300+ carries have TOTAL for their career rushing yards. His 964 yards after contact this year are 5th in the FBS and would be good for 33rd among all running backs in the FBS for TOTAL yards on the year.
- » Skattebo has 337 rushing yards in the fourth quarter of games this season, good for 9th nationally despite missing one game and coming out in the fourth quarter in blowouts against Wyoming, Oklahoma State and Arizona.
- » He has 18 rushes for a first down or touchdown in the fourth quarter of games - good for 6th in the nation in the nation. His 10 runs of 10 yards or more in the final frame are also tied for 9th in the FBS.
- » 32.7 percent of his fourth quarter rushes this season have resulted in a first down or touchdown, good for 14th in the FBS, and his 57 fourth quarter touches (rushing and receiving) are 9th in the country

BOO SHIESTY

- » Cam Skattebo's (pronounced BOO) 468 receiving yards are 4th among FBS running backs, despite missing nearly two game's worth of action.
- » He lies 4th in the nation with 473 yards after the catch among the FBS running backs - a

- total good for 17th among all FBS players, regardless of position.
- » His 178 receiving yards after contact are 6th among FBS running backs and 39th among all FBS offensive players.
- » His 20 first downs/touchdowns receiving are 3rd among FBS running backs and his 13.4 yards per catch are 4th (min. 100 receiving snaps).
- » Skattebo's 121 receiving yards against Oklahoma State and 117 against Texas Tech and the 4th and 6th most receiving yards by an FBS halfback this season.
- » Against Oklahoma State, Skattebo became the first Sun Devil running back with 100+ rushing AND receiving yards in a single game since Demario Richard put up 151 receiving and 104 rushing against New Mexico in 2015.
- » He became one of just 15 FBS running backs since 1996 to rush for over 150 yards and receive for 100 yards and one of just six Big 12 running backs since 1996 to rush and receive for over 100 yards in a conference game.
- » With his 117-yard receiving yard effort against Texas Tech, Skattebo became the first ASU running back to have over 100 receiving yards in a game since Kalen Ballage on Nov. 10, 2016 at Utah (113).
- » Twice, Skattebo has recorded games with over 250 all-purpose yards, joining Boise State's Ashton Jeanty and Utah State's Jalen Royals as the only two FBS players to do so twice this year. Only Skattebo and Jeanty have done it without kick/punt returns included.
- » Since at least 1996, he is the only Sun Devil to record 250+ scrimmage yards twice, period, let alone in the same season.

SKAT BACK

- » Skattebo has received an overall offensive grade of 90.1 from Pro Football Focus this season, good for 4th among all FBS running backs and 24th among all FBS offensive players.
- » Skattebo has multiple touchdowns in seven of his last nine games and has rushed for a touchdown in nine of the 11 games this year he has played in.
- » He has 19 total 100+ rushing yard performances in his career, with eight coming at Arizona State.
- » His 19 total touchdowns this season are 8th among FBS players and 2nd in the Big 12. The total is tied for fourth in ASU single season history and he needs just four to break the school record in the category (22, Wilford White, 1950/20, Marion Grice, 2013/20, Terry Battle 1996).
- » Skattebo's 17 rushing touchdowns are also tied for fourth in program history and he needs just three to set the single season school record (19, Woody Green, 1972/18, Cam Marshall, 2011/18, Terry Battle, 1996).
- » Skattebo's 1,866 all-purpose yards are the fourth-most in the country while the 169.6 all-purpose yards per game are 2nd.
- » He is the only player in the country with 1,000+ rushing yards and 400+ receiving yards, even with a missed game.
- » All 1,866 yards have come from scrimmage. He needs just 134 scrimmage yards to reach 2,000 for the season and would become just the 100th player in FBS history to accomplish that feat. Skattebo needs just 40 yards to set ASU's school record for most scrimmage yards (Eno Benjamin, 1,905).

SKATTEGORIES

- » Skattebo has received an overall offensive grade of 90.1 from Pro Football Focus this season, good for 4th among all FBS running backs and 24th among all FBS offensive players.
- » Skattebo was named a semifinalist for the Doak Walker Award, given the the top running back in the country and Maxwell Award, given annually to the best player in college football. He is just the second Doak Walker semifinalist in program history (Eno Benjamin) and the first Maxwell semifinalist.
- » Five times, he has been named the Big 12 Offensive Player of the Week and thrice named the Doak Walker Award National Running Back of the Week (vs. MSU, Utah, Oklahoma State, Arizona). The five Big 12 OPOW honors are behind only Boise State's Ashton Jeanty's six Mountain West weekly accolades this year.
- » Skattebo's 158 rushing yards were the most allowed by Utah since UCLA's Zach Charbonnet had 198 on Oct. 8, 2022.
- » His 50-yard touchdown run against the Utes was the longest rushing TD by a Sun Devil since Rachad White had a 50-yard touchdown on the ground against USC in 2021.
- » Coming into the Utah game, Skattebo's average touchdown run in games at ASU was 4.9 yards (15 touchdowns) with a long of 17. His 50- and 47- yard touchdowns



both surpassed his previous career long touchdown run of 43 yards against Utah Tech in 2022 while he was at Sacramento State.

- » Skattebo had the game of his career against Mississippi State in Week 2, rushing for a career high 262 yards on 33 carries in the 30-23 victory. He was named the AP National Offensive Player of the Week, The Big 12 Offensive Player of the Week and the Doak Walker Running Back of the Week for the effort.
- » The 262 yards were 50 more than any other player in the FBS for the week. Skattebo rushed for 155 yards AFTER contact in the contest, which alone was more than all but seven players in the country had for TOTAL rushing yardage in their games in Week 2.
- » Skattebo's 262 yards were the second-most in a single game for a Sun Devil EVER, behind only Eno Benjamin's 2018 school record of 312 against Oregon State.
- » Skattebo had 19 first downs rushing against MSU, eight more than any other FBS player in Week 2. He had a first down/touchdown rate of 57.6, which was eighth in the country overall (min. 10 carries), but notable as no player ahead of him had more than 14 carries compared to his 33.
- » 93 of Skattebo's yards came in the fourth quarter, including a game-best 39-yard run on the final drive to seal the victory.
- » He becomes the first Sun Devil to go over 30 carries since Rachaad White had 32 carries against Washington on Nov. 13, 2021. His 137 rushing yards at half was the most by a Sun Devil since Eno Benjamin had 185 against Oregon State on Sept. 29, 2018.
- » It was the most rushing yards by one individual against Mississippi State since at least 2004.

WHEN THE LEAVITT BREAKS

- » Among players with at least 500 snaps, redshirt freshman QB Sam Leavitt is the nation's highest-graded freshman player on offense OR defense with his overall offense grade of 89.4 (min. 500 snaps) - 5.2 points higher than South Alabama's Gio Lopez (84.2) who is in second. He is 11.9 points ahead of Tennessee's Nico Iamaleava for the highest freshman grade among Power 4 freshmen quarterbacks (77.5).
- » Leavitt's 89.4 grade for the season is tied for the seventh-best among all FBS freshman quarterbacks in the PFF era since 2015 (min. 500 snaps played). Of the seven players tied or ahead of him, six have started an NFL game this season (Brock Purdy, Trevor Lawrence, Caleb Williams, Drake Maye, C.J. Stroud and Spencer Rattler).
- » The grade is good for 15th among all FBS quarterbacks this season.
- » Leavitt is tied for second among FBS quarterbacks with three game-winning fourth quarter drives this season (Texas State, Kansas, Utah), a total tied for tops in the Big 12 since the 2011 season.
- » Among players with at least 300 dropbacks, Leavitt is tied for first in the FBS with just three turnover-worthy throws this season, according to Pro Football Focus and his 0.9 turnover-worthy throw percentage is first as well.
- » His five interceptions are tied for 8th-fewest in the FBS among those with at least 300 dropbacks.
- » Leavitt is the only quarterback in the country with 20+ touchdowns (21) with 5 or fewer interceptions (5) AND turnover-worthy throws (3) (min. 300 dropbacks). He is one of just 7 QBs with 20+ touchdowns and 5 or fewer INTs.
- » Only 13 of his passes have been broken up this year, good for the 5th-lowest total in the FBS. His two passes batted at the line of scrimmage at tied for 6th-lowest in the FBS (min. 300 dropbacks).
- » Leavitt has shown his ability to keep his composure under pressure, with 583 passing yards while pressured - good for 27th nationally despite missing a game. His 9.1 yards per attempt while under pressure are 5th-best in the country.
- » His 50.0 completion percentage while being pressured is 23rd among FBS quarterbacks.
- » His 83.0 NFL QBR while under pressure is 15th in the nation. He has picked up a first down with his arm 34 times on 106 pressures - 19th-most in the FBS.
- » Leavitt has set his receivers up for success, finding open players and hitting guys in stride to the tune of 59.9 percent of his total yardage coming after the catch - good for 2nd nationally behind Texas' Quinn Ewers.
- » His 8.5 yards per pass attempt are 14th in the FBS.

TAKE IT OR LEAVITT

- » Sam Leavitt has rushed for 352 yards this season on 42 QB scrambles, the yardage good for the 7th-most among quarterbacks in the FBS.
- » He has picked up a first down or touchdown on 45.2 percent of those QB scrambles, good for 15th among FBS quarterbacks (min 25 scrambles).
- » Leavitt has the nation's 7th-best rushing grade when scrambling this season at 74.7. His 74.3 overall rushing grade is 27th among FBS quarterbacks.

- » He has thrice been named the Pac-12 Newcomer of the Week this season and also earned the Shaun Alexander National Freshman of the Week honor following the K-State contest.
- » After having just three touchdown passes in his first four games, he now has 18 in his last seven with a touchdown:interception ratio of 21:5 for the season.
- » Leavitt is the first ASU quarterback to have five games in a season with three or more touchdown passes (5) since Mike Berocovici in 2015 (6).
- » He had his first career 300+ yard game against Oklahoma State, finishing 20-of-29 for 304 yards and three touchdowns with no picks.
- » Leavitt was named the Big 12 Newcomer of the Week following his four touchdown effort against Kansas, including the game-winner with less than a minute remaining. The four touchdowns were the most for any quarterback in the country in Week 6 as he was the highest-graded quarterback in the Big 12 for the week by PFF and ninth best in the FBS (89.4).
- » Leavitt's 258 passing yards in his starting debut against Wyoming were the third-most by a Sun Devil making his debut since 1996, behind only Joey Yellen (292, 2019) and Jayden Daniels (284, 2019).

STARTING STRONG

- » The Sun Devils have not punted on an opening drive this season and have scored on the first drive in nine of 12 games. They have touchdowns in eight of those (a field goal against Wyoming), threw interceptions on the opening drives against Utah and Texas Tech and turned the ball over on downs against UCF.
- » ASU has outscored opponents 77-3 in the first half of the last three games.
- » ASU has now outscored opponents 80-16 in the "middle eight" of games (last four minutes of first half, first four minutes of second half).
- » Four times this season and in three straight games, ASU did not allow an opponent score on the first three drives of the game after it went eight-straight games between doing so between the opener against Wyoming and the Kansas State game.
- » Prior to the last three games, ASU was 71st in the country in allowing 13.2 points per game in the first half to opponents. Over the last three games, ASU has allowed just 3 points combined.
- » ASU's 25.7 points per first half in the last three games are the most in the nation and the 1.0 points against per first half in those three games are also first.

KEEP THEM IN FRONT OF YOU

- » ASU has allowed just 20 plays over 50 yards to opponents since the 2018 season over 79 games - 2nd-fewest in the FBS in that time behind only Washington (18). The FBS average in that span is 44.48 such plays. ASU ranked in the bottom 10 nationally in 50+ yards played allowed each year from 2014-17, giving up a nation-leading 55 such plays in that span - 13 more than any other school in the FBS.
- » ASU has allowed just 12 catches for 50 or more yards in that span, good for the 3rd-lowest amount in the FBS in that time (Penn State, 10/Washington, 11).
- » The Sun Devils have allowed just 11 plays over 30 yards this season, tied for the 7th-lowest total in the country. ASU allowed just 22 total plays over 30 yards last season, which was 35th in the FBS.
- » Since 2018, ASU has allowed just 121 TOTAL 30-plus yard plays (1.6 per game/79 games). That is the 3rd-lowest tally in the FBS in that time behind Iowa (93) and Northwestern (118) (Kennesaw State and Sam Houston State excluded as they joined the FBS after 2018). For perspective, from 2014-17, ASU gave up 38, 44, 40, 40 such plays each SEASON, respectively ranked 116th, 124th, 117th and 119th.

RULE OF THIRDS

- » The Sun Devils were among the worst teams in the nation on converting third downs last season, ranking 120th in converting just 31.76 percent.
- » The team has shown vast improvements in the area, currently sitting 15th in the country in converting 46.88 percent of its third down attempts - 75-of-160.
- » The Sun Devils have converted 41-of-56 opportunities on 3rd-and-less than 3 yards, a 73.2 percent success rate that is 15th nationally.
- » Much of ASU's success on third down can be attributed to its improvements on first down this season. The team is averaging 6.3 yards per first down this season, 43rd in the FBS after being 98th a year ago (5.4).
- » ASU's 6.3 yards per third down play this season is good for 26th nationally after ranking 112th nationally at 4.4 yards per third down last season.
- » Conversely, the defense has allowed just 4.6 yards per third down to opponent offenses - the 26th-lowest total in the country after allowing 5.3 per third down play a year ago (67th).
- » Opponents have just a 57.5 NFL QBR rating on third downs against ASU this season,



ranking ASU 16th in the country. ASU ranked 113th nationally a season ago in allowing opponents a 96.1 NFL QBR on third down passing.

PLAYING THE FIELD

- » The field position battle was one ASU frequently lost a season ago, but have shown improvement in 2024.
- » ASU has had just 14.9 percent of its offensive drives start inside its own 20-yard line this year - the 21st-lowest tally nationally.
- » ASU's average starting field position has been its own 28.9 yard line while holding opponents to a starting average of their own 28.9 yard line. ASU's average starting field position a season ago was its own 25.3 yard line compared to opponents starting on their own 34.8. The -9.5 net field position yards ranked ASU dead last in the country (133 of 133), a discrepancy that the Sun Devils have cut down by 8 yards this year (+0.0) and rank 67th nationally.
- » The Sun Devils rank 12th nationally in picking up 58.3 percent of the yards available on offense while limiting opponents to picking up just 46.1 percent of theirs. The net 12.2 percent difference is the 21st-best total in the FBS.
- » ASU has a successful play percentage (40 percent of first down yardage, 50 percent of second down yardage, 3rd down conversion) of 40.5 percent this year, which is good for 20th in the FBS. The total is notable as ASU had just a 31.0 successful play percentage last season that was 115th in the country.
- » 52.6 percent of Sun Devil offensive drives have resulted in ASU scoring a touchdown or getting in range for a field goal attempt - good for 16th nationally. Only 40.2 percent of such opponent drives have done the same, a net +12.5 percent difference that is the 24th-best in the nation. ASU ranked dead last (133rd) in the category a season ago with a net -29.0 percent tally as only 28 percent of its drives resulting in a touchdown or field goal attempt (124th) compared to a 57 percent success rate for opponents (132nd of 133).
- » The Sun Devils are averaging 2.95 points per drive this season, good for 16th nationally and have a net .86 points per drive over opponents advantage that is 24th in the country. Last season, ASU was 130th nationally with a net -1.54 points per drive with the offense scoring just 1.40 points per drive (122nd) while allowing opponents to post 2.95 points per drive (123rd) - the latter compared to a 2.15 mark this season that is 58th.

THE 100-YARD LANDLORD

- » Xavion Alford has dubbed himself the @100YardLandlord across his social media platforms and has made sure to become eponymous with the title this season as ASU's last line of defense in the secondary.
- » Playing the 4th-most snaps in coverage in the Big 12 this season (424, 33rd in FBS), Alford has allowed just 7 receptions, and 3rd-fewest in the FBS (min. 300 coverage snaps).
- » Opponents have chosen to throw his way on just 4.0 percent of coverage snaps, the 4th-lowest total among all FBS players. His 17 targets on the year are 9th-lowest in the FBS.
- » He has allowed just 76 yards in coverage this season - 4th-lowest among all FBS players.
- » He has allowed just 0.18 yards per coverage snap this season, 2nd-lowest in the FBS.
- » Alford has forced an incompletion 29.4 percent of the time when targeted, the 4th-best tally among all FBS players. Opponents have just a 35.0 NFL QBR when targeting Alford, sixth-lowest in the FBS.
- » Alford is the nation's 29th-highest graded safety on overall defense (81.2, 4th in the Big 12) and 18th-highest graded safety in coverage (88.3, 3rd in the Big 12).
- » ASU's last line of defense, Alford has been sure-handed as well with the nation's 19th-best tackling grade among safeties (84.3), first in the Big 12
- » He has been credited with just six missed tackles this year, tied for 39th-fewest among FBS safeties (min. 400 snaps) with a 8.5 missed tackle percentage that is 26th among FBS safeties.
- » Alford is second on the Sun Devils with 75 tackles.

NO FLY ZONE

- » Among FBS slot defenders, Shamari Simmons is one of just 9 players in the country not credited with a touchdown allowed (min. 200 snaps), despite playing the 3rd-most slot coverage snaps in the country (339).
- » He is one of just 6 corners, period, in the Big 12 to not be credited with a touchdown allowed this year.
- » His 1.04 yards allowed per slot coverage snap are the 26th-lowest total in the FBS. He has accomplished this despite being the 3rd-most targeted slot defender in the country (64 targets)
- » Opponents have just a 74.5 NFL QBR when targeting Simmons, 12th-lowest among FBS slot defenders.

- » Javan Robinson has been credited with just two touchdowns allowed this season, the 14th-lowest total among all Big 12 corners (min. 200 snaps).
- » In the Oklahoma State and UCF games, Laterrance Welch had five pass breakups and an interception return for a touchdown. He has two INTs on the season.
- » A true Sun Devil corner (nickelback excluded) had an interception in four-consecutive games between the Utah and UCF games, the first time ASU had accomplished that feat since 2013.
- » Opponents have just a 57.5 NFL QBR rating on third downs against ASU this season, ranking ASU 16th in the country. ASU ranked 113th nationally a season ago in allowing opponents a 96.1 NFL QBR on third down passing.
- » The ASU defense has allowed just 6.43 yards per passing attempt this season, the 30th-lowest total in the country. The group was 88th a year ago with 7.54 yards allowed per attempt.
- » Since 2018, the Sun Devil secondary has allowed just 38 total passing plays over 40 yards - the 6th-fewest in the FBS in that time. For perspective, it had 12 alone in 2017, 22 in 2016 and 24 in 2015 - the latter two ranking second to last and last, respectively, in the nation.

IN THE TRENCHES

- » ASU has the second-quickest average time to cause a QB pressure in the Big 12 at an average of 2.48 seconds. The team has done that with largely four-man rushes on the year, blitzing just 25.2 percent of the time - the 14th-lowest total nationally - while the team has brought just four or fewer pass rushers 325 times - 10th-MOST among all FBS teams.
- » Jacob Kongaika's three sacks are tied for third among Big 12 interior linemen.
- » On run plays, the big men up front on the defensive line have a depth of tackle average of 2.02 yards, tops in the Big 12 and 30th nationally.
- » C.J. Fite's six tackles for loss or no gain are 6th among the league's interior linemen and Top-40 nationally. His 14 defensive "stops" are 10th among Big 12 interior players. His 1.38 average depth of tackle is sixth-best in the Big 12 among interior linemen.
- » A year ago, Fite played the fourth-most snaps of any true freshman defender in the Pac-12 and tops among all defensive linemen. He was Top-50 among all true freshmen defenders in the FBS in snaps played and his 350 snaps were third among all true freshmen interior defensive lineman in the FBS for the season.
- » Among FBS true AND redshirt freshmen, Fite's 71.3 grade from PFF on run defense was fifth in the country. That mark was good for 13th among all Pac-12 interior defenders, regardless of year.
- » ASU's interior linemen as a whole last season had 22 combined tackles for loss or no gain on rushes - good for 13th in the FBS. Those interior linemen had an average depth of tackle of just 1.49 yards, the 23rd-lowest tally in the FBS.

WHERE'S THE BEEF?

- » The Sun Devil offensive line entered the 2024 season with a combined 156 career starts spread amongst them entering the 2024 season, the fifth-highest tally in the country.
- » The experienced group has done its part this season in protecting its quarterback and also paving the way for its rushers as the squad looks to be one of the more improved lines in the country.
- » ASU's offensive linemen have received a 84.4 pass blocking grade from PFF as a group this season, the 12th-best tally nationally. The offensive line itself has been credited with just 7 of ASU's sacks this year, the 125th-lowest total in the country. The group has allowed just 65 total pressures, the 23rd-lowest total in the FBS - the latter notable as the group was 80th in the country in the category last year.
- » As a team, ASU is 34th in the country in only allowing 17 sacks this season after ranking 87th a season ago with 30 allowed.
- » ASU's offensive linemen have been charged with just five non-pre-snap penalties this season - the eighth-lowest total among all FBS offensive lines.
- » ASU's quarterbacks have had an average time to throw of 3.39 seconds this season, good for 24th-best in the FBS after ranking 128th in the country a season ago at 2.48 seconds.
- » The group is 21st nationally with an average of 2.10 seconds before allowing a QB pressure. ASU was 117th a year ago with a 2.37 mark before giving up a QB pressure.
- » Sam Leavitt has had less than 2.50 seconds to throw the ball on just 45.4 percent of his dropbacks this season, the 33rd-lowest tally in the FBS (out of 93 QBs that have at least 300+ dropbacks). For perspective, last season, Trenton Bourguet had less than 2.50 seconds to throw the ball 65.9 percent of the time - the second-MOST of any quarterback in the FBS.
- » Leif Fautanu has just 5 pressures credited against him, tied for 12th-fewest among FBS players and 7th among centers (min. 300 pass block snaps). His 1.3 pressure allowed percentage is 8th among FBS centers.



- » His 88.0 pass-blocking grade is the 4th-best grade for any FBS center and 13th among all players.
- » He has not been credited with a sack allowed this season.
- » Fautanu has played 3,453 snaps in his career, third-most among FBS centers behind only NMSU's Canaan Yarro (3,557) and Texas' Jake Majors (3,492) and has started 49 consecutive games in his career out of his 55 total starts.
- » Ben Coleman is 23rd among all FBS players with just 6 pressures credited by PFF this season (min. 300 pass block snaps). His 1.5 pressure allowed percentage on 390 pass block snaps is 34th.
- » Coleman has not been credited with allowing a sack this season.
- » Last season, despite being the only FBS team to see at least 11 different combinations of its starting five offensive linemen due to unprecedented bad luck on the injury front, ASU allowed just 13 total sacks in its final eight games (including four games with no sacks) compared to 17 in the first four games. The 13 sacks in the last 8 games were 42nd-lowest in that time while the 17 in the first four weeks were sixth-WORST in the country.
- » The team allowed a knockdown percentage of 11.1 percent in the final eight games and is right in the middle of the FBS. Through the first four weeks of the season, ASU's knockdown percentage was 21.9 - 7th worst in the FBS.

GETTING DEFENSIVE

- » ASU's defense continues to build upon a solid base in its second season under defensive coordinator Brian Ward, who was named a candidate for the 2023 Broyles Award, given annually to the top assistant coach in college football.
- » ASU has allowed just 336.6 yards per game, good for that is 37th nationally after ranking 89th a year ago (396.8). Opponents are averaging just 5.18 yards per play - 41st-lowest in the country.
- » ASU's defense currently ranks 20th in overall defensive EPA at -0.070.
- » The team has allowed offenses to pick up just 46.1 of their available yards, the 54th-lowest total nationally. ASU was 124th in the country a year ago in allowing 56.3 percent of available yards.
- » ASU has been much improved in keeping opponents from getting across the 50, allowing other teams to pick up just 68.2 percent of their available yards up to their own 40-yard line - the 65th-lowest total in the FBS while also allowing only 59.9 percent of opponent yards up to the ASU 40 - 60th nationally. ASU ranked 121st and 126 in those categories a year ago.
- » Only 40.2 percent of opponent drives have resulted in a touchdown or field goal attempt, the 57th-lowest total in the FBS - notable after being 132nd (of 133) in the country last year with a 57.0 clip.
- » Since 2018, ASU has held opponents to the 400 or less mark for total offensive yards on 44 occasions over 79 games (55.7 percent of the time) - including eight of 12 this year. For comparison, ASU accomplished the feat just 24 times in the 65 previous games (36.9 percent) from 2013-2017.
- » ASU have held opponents to 30 points or less in 52 of 79 games since 2018 (65.8 percent) - including nine of 11 this year. This is notable as it DID allow 30+ in 32 of the 43 previous games (74.4 percent) in a span from 2013-17.
- » In eight of 11 games following the season opener last season, ASU held its opponent at or below its season scoring averaging entering the game (Oklahoma State 27/27.0, Fresno State 29/36.5, USC 42/59.3, Cal 24/32.8, Colorado 27/34.2, Washington 15/44.3, Washington State 27/32.9, UCLA 7/28.6). ASU is 10 for 11 in that category this year: Mississippi State (23/56.0), Texas State (28/41.5), Texas Tech (30/44.7), Utah (19/28.3), Cincinnati (24/31.0), Oklahoma State (21/30.5), UCF (31/33.2) Kansas State (14/31.2), BYU (21/31.6), Arizona (7/23.1).

AIR JORDYN

- » Wide receiver Jordyn Tyson had nine touchdowns in his last eight games and 892 yards (107.0 yards per game) on 61 catches in that span. In the first four games, he had 14 catches for 209 yards with one touchdown.
- » The 892 yards were the most for any FBS player from Week 6 to the end of the regular season, as were his 9 touchdowns.
- » Tyson's 624 yards in the month of November were 119 more than any other FBS player for the month and his six touchdowns were 2nd.
- » Tyson has 1,101 yards on the year and is the first Sun Devil to go over 1,000 receiving yards since Brandon Aiyuk in 2019 (1,192). The tally is 10th-most in program history and 6th-most in a 12-game season.
- » Tyson 10 receiving touchdowns on the season, tying him for sixth all-time in Sun Devil Football history and one of just 11 Sun Devils total to reach double digits in a single season.

He is the first to reach double digits since Jaelen Strong had 10 in 2014.

- » The 10 receiving touchdowns were 10th in the FBS regular season and behind only Travis Hunter's 14 in the Big 12
- » Tyson became the first Sun Devil to catch two touchdowns in two straight games since Frank Darby had back-to-back two-score games at UCLA (10/26/19) and vs. USC (11/9/19).
- » His 176 receiving yards against KSU were the most since Brandon Aiyuk put up 196 on Washington State back on Oct. 12, 2019. It was the most receiving yards in a road game since Devin Lucien had 200 yards at California on Nov. 28, 2015.
- » Tyson's 11-yard catch at 7:48 in the third quarter of that game gave him a new career high for single-game yardage, surpassing his previous best of 137 yards against Oregon in 2022 while he was a member of the Colorado football team. He also set a new career high with 12 receptions in the game.
- » Four of his touchdown receptions this season have come in the final five minutes of a half (two in the first half and two in the second half).
- » Three of his touchdown catches have come in the fourth quarter of games - tied for 11th among FBS receivers.
- » His 13 third down receiving conversions were 18th in the FBS regular season.
- » Tyson was 9th in the country in the regular season with 51 first down/touchdown receptions, third in the Big 12.
- » Tyson emphasized Hines Ward's "No Block, No Rock" mantra as he was 7th among FBS receivers with 360 run-blocking snaps in the regular season.

GOLD RUSH

- » The Sun Devils rank 24th in the FBS in averaging 195.0 rushing yards per game this year.
- » Twice this season, ASU has rushed for over 300 yards in a game - the first time it has accomplished that feat since 2012 (vs. NAU, vs. Navy).
- » The group is averaging a rushing first down or touchdown 30.3 percent of the time, good for 37th nationally.
- » The rushing attack has been especially efficient in punishing opponents with ASU running backs earning 3.6 yards after contact per rush - 29th in the FBS.
- » ASU has forced 137 missed tackles on run plays this season, 3rd-most in the FBS.
- » The Sun Devils ranked 10th in the FBS in averaging 0.28 missed tackles forced per running play last season, a tally they have repeated to the dot this year and sit at 11th.
- » Since 2020, ASU's 20.5 percentage of total drives have ended with a rushing touchdown is 11th in the FBS.
- » ASU has received a team rushing grade of 97.2 from PFF since the 2020 season, the 20th-highest tally in the FBS.
- » Since 2020, ASU has been stuffed at or behind the line of scrimmage on just 18.1 percent of its rushes - good for the 31st-lowest tally in the FBS. The team has averaged 3.2 yards after contact per rush in that time - tied for 29th in the FBS.
- » Since 2020, ASU has picked up a first down or touchdown on 30.5 percent of its rushes - 16th-most in the FBS. The team is averaging 5.3 yards per rush in that time, tied for 33rd in the FBS.
- » Since 2018, ASU has rushed for 100+ yards in 60 of 79 games (75.9 percent).
- » The Sun Devils have produced a 1,000-yard rusher 10 times in the last 14 seasons - with one of the lone exceptions being the shortened 2020 season. For comparison, from 1976-2010, ASU had just eight 1000-yard rushers over 34 years.

BUT ALSO NO RUSH

- » The Sun Devils have held opponents to just 116.8 rushing yards per game, the 27th-best total in the country and second in the Big 12. This comes despite ASU playing four of the Top-29 teams in the nation this season in rushing offense (UCF, Kansas, Kansas State, Texas State). ASU was 36th in the FBS in allowing just 133.5 rush yards per game to opponents last season.
- » 11 times in 24 games under Kenny Dillingham and Brian Ward has ASU held an opponent under 100 rushing yards in a game.
- » Caleb McCullough has the 8th-best run blocking grade in the Big 12 overall and 30th among all FBS linebackers (84.1)
- » Keith Abney (80.0) and Shamari Simmons (79.6) and rank 38th and 41st among all FBS corners as run blockers.
- » A year ago, the Sun Devils allowed only 88 rushing yards to Washington State, which marked the third consecutive game that ASU had held an opponent to under 100 rushing yards. It was the first time since the first three games of the 2016 season that ASU had accomplished the feat (Northern Arizona - 56 yards, Texas Tech - 72 yards, UTSA - 93 yards).



- » It was the first time it had happened against three-straight Pac-12 Conference opponents since a four-game stretch in the 2015 season (USC - 76, UCLA - 62, Colorado - 49, Utah - 72).
- » In that three-game span against CU/UW/WSU, Arizona State allowed only 157 total rushing yards - the fewest over a three-game stretch since the Sun Devils allowed only 96 against Colorado (99), Washington (-5), and Washington State (2) during the 2013 season.
- » A lot of that success can be attributed to the Sun Devil secondary as well, which received a positive rush defense grade on 17.3 percent of run plays this season from PFF, the 32nd-highest tally among safeties and corners in the FBS.

A HAND IN THE COOKIE JAR

- » Arizona State only had eight takeaways all of last year - 127th of 133 teams. It has 19 (14 interceptions and five fumble recoveries) through 12 games this year - a total good for 38th in the country.
- » Sun Devil true corners (excluded the nickelback) recorded interceptions in four straight games (Keith Abney vs. Utah and at Cincinnati/Javan Robinson at Oklahoma State/ Laterrance Welch vs. UCF). It was the first time ASU has had corners accomplish that feat in four straight games since 2013 (Robert Nelson at Stanford/Osahon Irabor vs. USC and Notre Dame/Nelson and Lloyd Carrington vs. Colorado).
- » This season marked the first since 2020 (at USC 4 TOs; at Arizona 7 TOs) that the Sun Devils have forced three or more turnovers twice in a three-game span (3 vs. Wyoming, 3 at Texas State).
- » The Sun Devils picked off Utah's Cam Rising three times, matching the veteran's career high for a game. Rising now has 17 interceptions in his career (on over 750 career passes), of which the Sun Devils are responsible for six of them (35.3 percent). The three interceptions in the game were the most for an ASU team since having three against Stanford on Oct. 8, 2021.
- » ASU was one of just five teams in the country with a fumble recovery in each of its first three games.
- » ASU is tied for 6th nationally with just three fumbles lost this year.
- » ASU has recorded four defensive touchdowns this season (2 pick sixes, 2 fumble returns), the 5th-most in the FBS
- » Taking out ASU's COVID-19 shortened 2020 season, the Sun Devils had a streak of at least one pick six in 23 consecutive seasons (2000-2022) come to a close last season - ending what was the longest streak in the FBS.
- » ASU immediately started a new streak with Zyrus Fiaseu's 29-yard return in the opener of 2024. ASU would also pick up a scoop-and-score from Justin Wodtly later in the contest on a 6-yard fumble return, giving ASU an interception AND fumble return for a touchdown in the same game for the first time since UCLA in 2008.
- » ASU has outscored opponents 955-561 in points off takeaways since 2012 and 48-21 this season.

WHO'S THE NEW GUY

- » For the second consecutive season, there will be a slew of newcomers taking the field for the Sun Devils in the form of 60 new players this season - the ninth-highest tally in the FBS.
- » The Sun Devils have just three players in their final year of eligibility that started their careers at Arizona State (Trenton Bourguet, Caleb McCullough and Anthonie Cooper) - tied for the fourth-lowest tally in the FBS.
- » ASU's 46 scholarship newcomers are tied for third most in the FBS while the teams 58 returning players are tied for the fifth-lowest tally in the FBS. Only 38 of those players are scholarship student-athletes, tied for the third-lowest mark in the FBS.
- » The Sun Devils welcomed the 48th best freshman class in the country by 247Sports, good for the top half of the Big 12 at No. 7 in the league.
- » The team's transfer portal haul was tabbed at No. 30 overall and No. 4 in the Big 12.
- » Overall, with the two groups combined, ASU checks in with the No. 43 class in the country and No. 7 in the Big 12.
- » It should be noted, however, that ASU's talent rating from 247Sports (which takes into account transfer's high school ratings) is ranked 30th in the nation and second in the Big 12.
- » While both were on the Sun Devil roster last season, antiquated NCAA rules that were inevitably overturned kept Jake Smith and Xavion Alford out for the season. When the duo takes Frank Kush Field on Saturday night, it will have been 1,342 days for Smith (Dec 29, 2020 - Aug. 31, 2024) and 1,009 days for Alford (Nov. 27, 2021 - Aug. 31, 2024) since either player has appeared in a college football game.
- » Ben Coleman was another newcomer last season that was forced to miss the year with an injury and will be taking the field for the first time in 646 days (Nov. 25, 2022-Aug. 31, 2024) on Saturday.

MOUNTAIN AMERICA STADIUM, HOME OF THE ASU SUN DEVILS

- » Arizona State University and Sun Devil Athletics have announced a multi-year naming rights partnership last season with Mountain America Credit Union to form one of the most dynamic naming rights deals in college athletics.
- » The 15-year partnership with Sun Devil Athletics - the most important deal in athletics department history - includes ASU's football stadium, which will now be called Mountain America Stadium, Home of the ASU Sun Devils.
- » The partnership happens as a fever pitch surrounds Sun Devil Football and the hiring of Sun Devil graduate Kenny Dillingham, one of eight Arizona State alumni leading programs as head coaches at the University. ASU fans have been "Activating the Valley" leading up to the start of the 2023 college football season, as over 90 percent of football season tickets have been renewed so far, and 4,000 new season tickets have been sold. And now, with the record-breaking football naming partnership and comprehensive relationship with Mountain America, numerous Olympic sports teams will be showcased, and multiple areas of the Sun Devil fan experience, from in-stadium entertainment to digital marketing, will be impacted.
- » Both Mountain America and ASU are committed to giving back to the community, and this partnership will provide support to the community and student-athletes in a variety of ways: Football Field Goals: Mountain America will donate \$250 to the Sun Devil Club for every field goal made to enhance ASU's student-athlete experience, Shoe Donation Program: ASU and Mountain America will develop a shoe donation program, providing brand-new shoes to community members in need, Scholarships: Each year, Mountain America will provide \$20,000 to ASU student-athletes, with \$10,000 going to women's sports and \$10,000 to men's sports, Financial Education Programs: Mountain America will offer special student-athlete financial education programs, including personal coaching sessions, Internship Program: Mountain America will also provide an internship program for student-athletes to help students develop the skills and experience needed for future endeavors.

SMART DEVILS

- » ASU will compete with 22 young men this season that have already earned their undergraduate degrees:
 - Xavion Alford - Graduated SP24 Liberal Studies BA
 - Emmitt Bohle - Graduated SP23 Liberal Studies BA
 - Coben Bourguet - Graduated SP24 Engineering Management BSE, working on Industrial Engineering MS)
 - Trenton Bourguet - Graduated FA22 Communication BS
 - Cade Briggs - Graduated SP23 University Studies BA (Texas Tech, Homeland Security Graduate Certificate (ASU)
 - DeCarlos Brooks - Graduated SU24 Liberal Studies BA
 - Jeff Clark - Graduated SP24 (Louisville)
 - Ben Coleman - Graduated FA22 Media Studies (Cal), Earned Master's at ASU in SP24 Communications, working on Digital Audience Strategy MS
 - Anthonie Cooper - Graduated FA22 Interdisciplinary Studies
 - Prince Dorbah - Graduated SU24 Communication BS
 - Leif Fautanu - Graduated FA23 Liberal Studies BA, working on Communications MA
 - Xavier Guillory - Graduated SU24 Liberal Studies BA
 - Caleb McCullough - Graduated SP24 Interdisciplinary Studies
 - Troy Omeire - Graduated SU24 Liberal Studies BA
 - Elijah O'Neal - Graduated SU24 Liberal Studies BA
 - Shamari Simmons - Graduated FA23 Liberal Studies BA
 - Jake Smith - Graduated FA23 Liberal Studies BA, working on Communications MA
 - Melquan Stovall - Graduated FA22 Business Administration/Organization and Innovation Management BS, Earned master's at ASU SP24 - Organizational Leadership MS, Starting another master's - Global Security MA
 - Parker Lewis - Graduated SP24 (Ohio State), working on W.P. Carey MBA
 - Jeff Sims - Graduated SP24 (Nebraska)
 -



WEEKLY GRADES (MIN. 25 SNAPS OVERALL)

Grade	Player	B12 Rank (OVL)	B12 Rank (Pos.)	FBS Rank (OVL)	FBS Rank (Pos.)
Overall Offense					
91.4	Jordyn Tyson	1	1 (WR)	9	2 (WR)
91.2	Emmit Bohle	2	1 (T)	11	2 (T)
86.1	Cam Skattebo	6	2 (HB)	34	4 (HB)
80.6	Sam Leavitt	10	2 (QB)	-	27 (QB)
Passing (min. 10 dropbacks)					
85.0	Sam Leavitt	2	2 (QB)	19	19 (QB)
Receiving (min. 20 receiving snaps)					
91.0	Jordyn Tyson	1	1 (WR)	1	1 (WR)
Rushing (min. 7 rushes)					
83.1	Cam Skattebo	3	3 (HB)	11	7 (HB)
81.2	Kyson Brown	4	4 (HB)	18	13 (HB)
Pass Blocking (min. 20 pass block snaps)					
85.4	Kyle Scott	16	11 (G)	-	45 (G)
Run Blocking (min. 20 run block snaps)					
89.9	Emmit Bohle	2	2 (T)	3	3 (T)
73.6	Xavier Guillory	10	2 (WR)	-	22 (WR)
73.0	Jordyn Tyson	13	3 (WR)	-	23 (WR)

Overall Defense					
75.6	Jordan Crook	19	6 (LB)	-	42 (LB)
Run Defense (min. 15 run defense snaps)					
-					
Pass Rush (min. 10 pass rush snaps)					
-					
Coverage (min. 15 coverage snaps)					
79.6	Jordan Crook	8	1 (LB)	39	7 (LB)
Tackling					
82.6	Xavion Alford	16	12 (S)	-	-

YEARLY GRADES (MIN. 400 SNAPS)

Grade	Player	B12 Rank (OVL)	B12 Rank (Pos.)	FBS Rank (OVL)	FBS Rank (Pos.)
Overall Offense					
90.1	Cam Skattebo	3	1 (HB)	24	4 (HB)
89.4	Sam Leavitt	6	2 (QB)	39	15 (QB)
84.1	Jordyn Tyson	13	5 (WR)	-	15 (WR)
Passing (min. 200 dropbacks)					
85.4	Sam Leavitt	2	2 (QB)	14	14 (QB)
Receiving (Min. 100 receiving snaps)					
87.0	Jordyn Tyson	3	3 (WR)	16	6 (WR)
77.7	Cam Skattebo	13	1 (HB)	-	10 (HB)
Rushing (Min. 75 Carries)					
90.4	Cam Skattebo	1	1 (HB)	8	7 (HB)
75.5	Sam Leavitt	21	4 (QB)	-	23 (QB)
Pass Blocking (Min. 300 Pass Blocks)					
88.0	Leif Fautanu	3	1 (C)	13	4 (C)
84.0	Ben Coleman	13	8 (G)	-	24 (G)
Run Blocking (Min. 300 Run Blocks)					
-					

Overall Defense					
81.2	Xavion Alford	12	4 (S)	-	29 (S)
77.3	Caleb McCullough	22	4 (LB)	-	46 (LB)
Run Defense (min. 150 run defense snaps)					
84.1	Caleb McCullough	8	2 (LB)	-	30 (LB)
80.0	Keith Abney	16	3 (CB)	-	38 (CB)
79.6	Shamari Simmons	19	4 (CB)	-	41 (CB)
Pass Rush (min. 100 pass rush snaps)					
-					
Coverage (min 200 coverage snaps)					
88.3	Xavion Alford	4	3 (S)	30	18 (S)
Tackling					
84.3	Xavion Alford	6	1 (S)	-	20 (S)

2024 TROPHY CASE		Caleb McCullough - Linebacker Bronko Nagurski National Defensive Player of the Week - Oct. 14 Big 12 Defensive Player of the Week - Oct. 14
Cam Skattebo - Running Back Maxwell Award Semifinalist Doak Walker Award Semifinalist Big 12 Offensive Player of the Week - Dec. 2 Doak Walker National Running Back of the Week - Nov. 4 Big 12 Offensive Player of the Week - Nov. 4 Doak Walker National Running Back of the Week - Oct. 14 Big 12 Offensive Player of the Week - Oct. 14 Big 12 Co-Offensive Player of the Week - Oct. 7 Doak Walker National Running Back of the Week - Sept. 9 Big 12 Offensive Player of the Week - Sept. 9		Martell Hughes - Linebacker Big 12 Special Teams Player of the Week - Nov. 11
Sam Leavitt - Quarterback Big 12 Newcomer of the Week - Nov. 18 Shaun Alexander Player of the Week - Nov. 19 Big 12 Newcomer of the Week - Nov. 11 Big 12 Newcomer of the Week - Oct. 7		Javan Robinson - Defensive Back Big 12 Defensive Player of the Week - Nov. 25
Jordyn Tyson - Wide Receiver Earl Campbell Tyler Rose Semifinalist Big 12 Offensive Player of the Week - Nov. 18 Earl Campbell Tyler Rose NPOW Honor Roll - Nov. 19 Earl Campbell Tyler Rose NPOW Honor Roll - Nov. 12 Earl Campbell Tyler Rose NPOW Honor Roll - Oct. 8		Kenny Dillingham - Head Coach Bear Bryant Award Coach of the Week - Nov. 19
Martell Hughes - Linebacker Big 12 Special Teams Player of the Week - Nov. 11		Marcus Arroyo - Offensive Coordinator Broyles Award Semifinalist
		PRESEASON AWARDS/WATCH LISTS Cam Skattebo - Hornung Award, Doak Walker Award Leif Fautanu - Rimington Trophy, Polynesian Football Player of the Year Sean Nita - Polynesian Football Player of the Year Jordyn Tyson - Earl Campbell Tyler Rose Alton McCaskill - Earl Campbell Tyler Rose Markeston Douglas - Mackey Award Senior Bowl Watch List - Emmit Bohle, DeCarlos Brooks, Ben Coleman, Anthonie Cooper, Prince Dorth, Leif Fautanu, Max Iheanachor, Shamari Simmons, Cam Skattebo, Meiguan Stovall East-West Shrine Bowl 100 - Chamon Metayer, Prince Dorth, Clayton Smith, Max Iheanachor, Shamari Simmons, Xavier Guillory, Cam Skattebo, Ben Coleman

2024 STATISTICAL RANKINGS

CATEGORY	NAT'L	BIG 12	VALUE
3rd Down Conversion Pct (133 ranked)	15	3	0.469
3rd Down Conversion Pct Defense (133 ranked)	96	11	0.428
4th Down Conversion Pct (133 ranked)	73	11	0.519
4th Down Conversion Pct Defense (133 ranked)	41	2	0.476
Blocked Kicks (56 ranked)	56	9	1
Blocked Kicks Allowed (133 ranked)	89	12	2
Blocked Punts (21 ranked)	21	3	1
Blocked Punts Allowed (133 ranked)	1	1	0
Completion Percentage (133 ranked)	60	6	0.62
Defensive TDs (60 ranked)	5	1	4
Fewest Penalties (133 ranked)	86	12	77
Fewest Penalties Per Game (133 ranked)	86	12	6.42
Fewest Penalty Yards (133 ranked)	81	10	637
Fewest Penalty Yards Per Game (133 ranked)	80	10	53.08
First Downs Defense (133 ranked)	81	9	244
First Downs Offense (133 ranked)	29	5	269
Fumbles Lost (132 ranked)	6	1	3
Fumbles Recovered (131 ranked)	84	12	5
Kickoff Return Defense (133 ranked)	43	6	18.7
Kickoff Returns (133 ranked)	117	16	16.4
Net Punting (133 ranked)	90	11	37.91
Passes Had Intercepted (133 ranked)	6	1	5
Passes Intercepted (133 ranked)	16	2	14
Passing Offense (133 ranked)	71	10	224.8
Passing Yards Allowed (133 ranked)	69	8	219.8
Passing Yards per Completion (133 ranked)	18	3	13.77
Punt Return Defense (132 ranked)	121	14	13.75
Punt Returns (133 ranked)	9	3	15.67
Red Zone Defense (133 ranked)	79	11	0.848
Red Zone Offense (133 ranked)	115	15	0.761
Rushing Defense (133 ranked)	27	2	116.8
Rushing Offense (133 ranked)	24	4	195
Sacks Allowed (133 ranked)	34	7	1.42
Scoring Defense (133 ranked)	34	4	21.5
Scoring Offense (133 ranked)	38	5	321
Tackles for Loss Allowed (133 ranked)	28	4	4.33
Team Passing Efficiency (133 ranked)	17	2	153.55
Team Passing Efficiency Defense (133 ranked)	26	4	117.22
Team Sacks (133 ranked)	83	9	1.75
Team Tackles for Loss (133 ranked)	115	16	4.4
Time of Possession (133 ranked)	12	2	32.22
Total Defense (133 ranked)	37	5	336.6
Total Offense (133 ranked)	45	8	419.8
Turnover Margin (133 ranked)	11	1	0.92
Turnovers Gained (132 ranked)	38	5	19
Turnovers Lost (133 ranked)	3	1	8
Winning Percentage (133 ranked)	9	1	0.833

CATEGORY	PLAYER	NAT'L	P12	VALUE
All Purpose (200 ranked)	Cam Skattebo	2	1	169.64
	Jordyn Tyson	84	12	91.83
Completion Percentage (120 ranked)	Sam Leavitt	58	6	0.627
Completions Per Game (99 ranked)	Sam Leavitt	72	11	16.36
Fumbles Recovered (16 ranked)	Justin Wodtly	16	1	2
Passing Efficiency (120 ranked)	Sam Leavitt	16	3	154.9
Passing TDs (158 ranked)	Sam Leavitt	29	6	21
Passing Yards (130 ranked)	Sam Leavitt	65	11	2,444
Passing Yards Per Game (130 ranked)	Sam Leavitt	51	9	222.2
Passing Yards per Completion (120 ranked)	Sam Leavitt	20	3	13.58
Points Responsible For (199 ranked)	Sam Leavitt	39	10	150
	Cam Skattebo	79	13	114
Points Responsible For Per Game (199 ranked)	Sam Leavitt	33	6	13.6
	Cam Skattebo	79	12	10.4
Punt Return TDs (2 ranked)	Montana Warren	2	1	1
Receiving TDs (149 ranked)	Jordyn Tyson	10	2	10
Receiving Yards (200 ranked)	Jordyn Tyson	10	3	1,101
Receiving Yards Per Game (200 ranked)	Jordyn Tyson	11	3	91.8
Receptions Per Game (196 ranked)	Jordyn Tyson	20	6	6.3
Rush Yards Per Carry (160 ranked)	Cam Skattebo	44	6	5.66
Rushing TDs (199 ranked)	Cam Skattebo	9	2	17
Rushing Yards (199 ranked)	Cam Skattebo	8	3	1,398
Rushing Yards Per Game (199 ranked)	Cam Skattebo	7	3	127.1
Scoring (196 ranked)	Cam Skattebo	8	2	10.4
Total Offense (200 ranked)	Sam Leavitt	45	10	254
Total Points Scored (149 ranked)	Cam Skattebo	11	2	114
Total Tackles (476 ranked)	Myles Bowser	92	11	7.3
Total Touchdowns (125 ranked)	Cam Skattebo	8	2	19
	Jordyn Tyson	67	11	10
Yards per Pass Attempt (120 ranked)	Sam Leavitt	16	2	8.52

ARIZONA STATE TEAM

50+ Points.....	52, vs. Oregon State, Sept. 29, 2018 (52-24)
60+ Points.....	68, vs. Texas Tech, Sept. 10, 2016
70+ Points.....	79 vs. Colorado State, Nov. 22, 1969
Shut out a non-conference opponent at home.....	vs. Sacramento State, Sept. 5, 2013 (55-0)
Shut out a conference opponent at home.....	vs. Washington State, Oct. 30, 2010 (42-0)
Shut out a team on the road.....	at UTEP, Oct. 19, 1963 (27-0)
Shut out a conference opponent on the road.....	at UCLA, Oct. 24, 1992 (20-0)
Shut out an Opponent in the First Half.....	at Arizona, Nov. 30, 2024 (35-0)
Shut out an Opponent in consecutive First Halves.....	vs. Kent State (10-0), vs. Sacramento State (3-0), at #18 Michigan State (3-0) 2019
Shut out an Opponent in the Second Half.....	at Cincinnati, Oct. 19, 2024
Held a Top-25 team without an offensive touchdown.....	at #5 Washington, Oct. 21, 2023
Overtime game.....	vs. Oregon, Oct. 29, 2015 (L, 62-55)
300+ Yards Rushing.....	309, vs. Kansas, Oct. 5, 2024
400+ Yards Rushing.....	423, vs. New Mexico, Sept. 6, 2014
Less than 50 Yards Rushing.....	43, at #18 Utah, Nov. 4, 2023
Less than 100 Yards Rushing in consecutive games.....	43, at #18 Utah, Nov. 4, 2023
.....	74, at UCLA, Nov. 11, 2023
Less than 25 Yards Rushing.....	6, vs. #13 Utah, Sept. 24, 2022 (13-34)
300+ Yards Passing.....	362, at Arizona, Nov. 30, 2024 (49-7)
400+ Yards Passing.....	435, at Colorado, Oct. 29, 2022
500+ Yards Passing.....	510, at #16 USC, Oct. 4, 2014
Less than 100 Yards Passing.....	69, vs. Mississippi State, Sept. 7, 2024
Less than 200 Yards Passing.....	161, vs. UCF, Nov. 9, 2024 (W, 35-31)
500+ Yards Total Offense.....	643, at Arizona, Nov. 30, 2024 (49-7)
600+ Yards Total Offense.....	643, at Arizona, Nov. 30, 2024 (49-7)
700+ Yards Total Offense.....	742, vs. Oregon, Oct. 29, 2015
Less than 300 Yards Total Offense.....	260, vs. UCF, Nov. 9, 2024 (W, 35-31)
Less than 200 Yards Total Offense.....	83, at #18 Utah, Nov. 4, 2023
Less than 150 Yards Total Offense.....	83, at #18 Utah, Nov. 4, 2023
Beat a Top 5 team.....	vs. #5 Washington, Oct. 14, 2017
Beat a Top 25 team at home.....	vs. #14 BYU, Nov. 23, 2024 (28-23)
Beat a Top 10 team at home.....	vs. #6 Oregon, Nov. 23, 2019 (31-28)
Beat a Top 25 team on the road.....	vs. #20 Kansas State, Nov. 16, 2024 (24-14)
Beat a Top 10 team on the road.....	at #7 UCLA, Oct. 3, 2015 (38-23)
Beat a Top 10 team at a neutral site.....	vs. #4 Michigan, Jan. 1, 1987 (22-15)
Forced 5+ Turnovers.....	6, Florida State, Dec. 31, 2019
Intercepted 4+ Passes.....	4, Florida State, Dec. 31, 2019
Had 0 Turnovers in consecutive games.....	at Oklahoma State, Nov. 2, 2024 (W, 42-21)
.....	vs. UCF, Nov. 9, 2024 (W, 35-31)

ARIZONA STATE RUSHING

150+ Rushing Yards.....	153, Cam Skattebo, at Oklahoma State, Nov. 2, 2024 (W, 42-21)
100+ Rushing Yards at Halftime.....	113, Cam Skattebo, at Arizona, Nov. 30, 2024 (49-7)
200+ Rushing Yards.....	262, Cam Skattebo, Mississippi State, Sept. 7, 2024 (W, 30-23)
Two Players with 100+ Rushing Yards.....	177, Cam Skattebo, 100, Kyson Brown, at Arizona, Nov. 30, 2024 (49-7)
Had a run of 50+ Yards.....	50, Cam Skattebo, vs. #16 Utah, Oct. 11, 2024 (29-17)
Had a touchdown run of 50+ Yards.....	50, Cam Skattebo, vs. #16 Utah, Oct. 11, 2024 (29-17)
Had a run of 75+ Yards.....	75, Kalen Ballage, vs. Texas Tech, Sept. 10, 2016
70+ Yard run for a Touchdown.....	75, Kalen Ballage, vs. Texas Tech, Sept. 10, 2016
Had 30+ Rushing Attempts.....	33, Cam Skattebo, Mississippi State, Sept. 7, 2024 (W, 30-23)
3+ Rushing Touchdowns.....	3, Cam Skattebo, at Arizona, Nov. 30, 2024 (49-7)
5+ Rushing Touchdowns.....	8, Kalen Ballage, vs. Texas Tech, Sept. 10, 2016
Team Rushed for 5+ rushing touchdowns.....	vs. Washington State, Oct. 28, 2023

ARIZONA STATE PASSING

300+ Yards Passing.....	304, Sam Leavitt, at Oklahoma State, Nov. 2, 2024 (W, 42-21)
400+ Yards Passing.....	435, Trenton Bourguet at Colorado, Oct. 29, 2022 (42-34)
Had 30+ Completions.....	32, Trenton Bourguet, vs. Colorado, Oct. 7, 2023
Had 40+ Attempts.....	49, Trenton Bourguet, vs. Colorado, Oct. 7, 2023
Had 50+ Attempts.....	58, Manny Wilkins, at Arizona, Nov. 25, 2016
Had 60+ Attempts.....	69, Mike Bercovici, vs. #11 UCLA, Sept. 25, 2014
Completed 2+ Passes of 50+ Yards.....	59, 64, Sam Leavitt and Trenton Bourguet, at Arizona, Nov. 30, 2024 (49-7)
Completed a Pass of 75+ Yards.....	77, Jayden Daniels to Kyle Williams, Florida State, Dec. 31, 2019
80+ Yard Pass for a Touchdown.....	81, Jayden Daniels to Brandon Aiyuk, vs. #6 Oregon, Nov. 23, 2019
Had 4 Touchdown Passes.....	4, Sam Leavitt, vs. Kansas, Oct. 5, 2024
Had 5 Touchdown Passes.....	5, Mike Bercovici, vs. Oregon, Oct. 29, 2015
Had 6+ Touchdown Passes.....	6, Andrew Walter vs. UCLA, Oct. 23, 2004

ARIZONA STATE RECEIVING

Caught 10+ Passes.....	12, Jordyn Tyson, vs. #20 Kansas State, Nov. 16, 2024 (24-14)
140+ yards Receiving.....	143, Jordyn Tyson, at Arizona, Nov. 30, 2024 (49-7)
200+ Yards Receiving.....	200, Devin Lucien, at California, Nov. 28, 2015
Two Players with 100+ Yards receiving.....	Elijah Badger, 137
Had 3+ Touchdown Catches.....	Jalin Conyers 108 at Colorado, Oct. 29, 2022
Had 3+ Touchdown Catches.....	3, Jaylin Conyers at Colorado, Oct. 29, 2022
100+ Yards receiving by a Running Back.....	121, Cam Skattebo at Oklahoma State, Nov. 2, 2024 (W, 42-21)

ARIZONA STATE DEFENSE

Has 10+ Team Tackles for Loss.....	10, vs. UCLA, Dec. 5, 2020
Has 15+ Team Tackles for Loss.....	15, vs. UTSA, Sept. 1, 2018
Had 5+ Team Sacks.....	5, vs. Colorado, Oct. 7, 2023
Had 15+ Tackles.....	18, Kyle Soelle, vs. Eastern Michigan, Sept. 17, 2022
Had 20+ Tackles.....	20, Jordan Simone, at #16 USC, Oct. 4, 2014
2 Players with 10+ Tackles.....	Myles Rowser, 13
.....	Xavion Alford, 10 at Cincinnati, Oct. 19, 2024
5+ Consecutive Games w/ at least 10 tackles.....	6, Kyle Soelle, 2022
Had 2+ Interceptions.....	2, Caleb McCullough, vs. #16 Utah, Oct. 11, 2024 (29-17)
Had 3+ Interceptions.....	3, Mike Nixon vs. Idaho State, Sept. 5, 2009
INT Return for a Touchdown.....	Laterrance Welch, vs. UCF, Nov. 9, 2024 (W, 35-31)
Fumble Return for a Touchdown.....	C.J. Fite, vs. Mississippi State, Sept. 4, 2024
Had 3+ Tackles for Loss.....	30, B.J. Green III, Oklahoma State, Sept. 9, 2023
Had 4+ Tackles for Loss.....	40, Dashaun Mallory, at Cal, Sept. 30, 2023
Had 4+ Sacks.....	40, Antonio Longino, vs. Arizona, Nov. 21, 2015
Blocked a Punt.....	Martell Hughes, vs. UCF, Nov. 9, 2024 (W, 35-31)
Blocked a FG.....	Jack Jones, vs. Colorado, Sept. 25, 2021
Blocked a PAT.....	James Djonkam, at Washington State, Nov. 12, 2022
Recorded a Safety.....	Team, vs. Arizona, Nov. 27, 2021
Recorded 2+ Safeties.....	2, Vilami Latu and Team Safety at #7 UCLA, Oct. 3, 2015
Player had 4+ pass breakups.....	LT Welch, at Oklahoma State, Nov. 2, 2024 (W, 42-21)
Team Had 8+ pass breakups.....	8, at Stanford, Oct. 22, 2022

ARIZONA STATE MISCELLANEOUS

Kick Return for a Touchdown (on a true kickoff).....	100, D.J. Taylor, at Arizona, Dec. 11, 2020
Kick Return for a Touchdown (on an onside kick).....	42, DJ Calhoun, vs. California, Sept. 24, 2016
Punt Return for a Touchdown.....	63, Brandon Aiyuk, at Oregon State, Nov. 16, 2019
Punt Block for a Touchdown.....	46, Montana Warren (return), Martell Hughes (block), vs. UCF, Nov. 9, 2024
Blocked Punts in Consecutive Games.....	vs. Colorado, Nov. 4, 2017, at UCLA, Nov. 11, 2017
Blocked PAT for Two Points.....	Tim White, vs. West Virginia (Cactus Bowl), Jan. 3, 2016

Scored 4+ TDs (Rushing, Receiving) in a game.....	4 (3 rushing, 1 Receiving)
.....	Eno Benjamin vs. Oregon State, Sept. 29, 2018
100-Yd Rusher & 150-Yd Receiver, same game.....	114, Eno Benjamin
.....	161, Brandon Aiyuk, vs. #6 Oregon, Nov. 23, 2019
Record Over 250 All-Purpose Yards.....	274, Cam Skattebo, at Oklahoma State, Nov. 2, 2024 (W, 42-21)
100+ Yards Rushing AND Receiving.....	Cam Skattebo, vs. OK State, Nov. 2, 2024 (153 rushing, 121 receiving)
Punted the ball 70+ Yards.....	72, Eddie Czaplicki, vs. Eastern Michigan, Sept. 17, 2022
Kicked a 50+ Yard Field Goal.....	51, Dario Longhetto, vs. Washington State, Oct. 28, 2023
Kicked Two 50+ Yard Field Goals, same game.....	3 (50, 51, 59),
.....	Zane Gonzalez at Colorado, Oct. 15, 2016

Made 4+ Field Goals.....	4, Carter Brown, vs. Northern Arizona, Sept. 1, 2022
Blocked Multiple Kicks in one game.....	at Arizona, Dec. 2, 2010
Recovered an Onside Kick.....	Deion Guignard, vs. Colorado, Nov. 4, 2017
Overcame a two-possession fourth quarter deficit.....	10 points, at Washington, Nov. 13, 2021
.....	(down 24-14, won 35-30)
Had a 99-yard touchdown drive.....	at UCLA, Nov. 11, 2023

OPPONENT TEAM

50+ Points.....	59, vs. #16 Arizona, Nov. 25, 2023
Shut out ASU at Mountain America Stadium (Non-Conference).....	vs. Fresno State, Sept. 16, 2023 (0-26)
Shut out ASU at Mountain America Stadium (Conference).....	vs. California, Oct. 30, 2004 (0-27)
Shut out ASU at opponent home (Non-Conference).....	at Missouri, Sept. 28, 1974 (0-9)
Shut out ASU at opponent home (Conference).....	at USC, Oct. 11, 2008 (0-28)
Shut out ASU in the First Half.....	vs. #6 Oregon, Nov. 18, 2023 (0-49)
Shut out ASU in the Second Half.....	at #18 Utah, Nov. 4, 2023
Held ASU without an offensive touchdown in a half.....	2nd Half, vs. #20 Kansas State, Nov. 16, 2024
200+ Yards Rushing.....	352, at #18 Utah, Nov. 4, 2023
300+ Yards Rushing.....	352, at #18 Utah, Nov. 4, 2023
400+ Yards Rushing.....	402, vs. #10 UCLA, Nov. 5, 2022
Less than 50 Yards Rushing.....	24, vs. Mississippi State, Sept. 7, 2024
300+ Yards Passing.....	346, vs. #14 BYU, Nov. 23, 2024 (28-23)
400+ Yards Passing.....	527, vs. #16 Arizona, Nov. 25, 2023
500+ Yards Passing.....	527, vs. #16 Arizona, Nov. 25, 2023
Less than 100 Yards Passing.....	78, vs. Wyoming, Aug. 31, 2024
Less than 200 Yards Passing.....	126, at Arizona, Nov. 30, 2024 (49-7)
500+ Yards Total Offense.....	619, vs. #16 Arizona, Nov. 25, 2023
600+ Yards Total Offense.....	619, vs. #16 Arizona, Nov. 25, 2023
<300 Yards Total Offense in Consecutive Games.....	vs. Wisconsin (294), vs. NAU (120), 2021-2022
Less than 250 Yards Total Offense.....	210, at Arizona, Nov. 30, 2024 (49-7)
Less than 150 Yards Total Offense.....	118, vs. Wyoming, Aug. 31, 2024
Forced 5 ASU Turnovers.....	8, vs. Fresno State, Sept. 16, 2023
Intercepted 4 ASU Passes.....	5, vs. Fresno State, Sept. 16, 2023
Had 0 Turnovers.....	vs. Kansas, Oct. 5, 2024

OPPONENT RUSHING

125+ Rushing Yards.....	133, DJ Giddens, vs. #20 Kansas State, Nov. 16, 2024 (24-14)
Rushed for 3+ touchdowns.....	3, RJ Harvey, vs. UCF, Nov. 9, 2024 (W, 35-31)
200+ Rushing Yards.....	258, Samson Evans, vs. Eastern Michigan, Sept. 18, 2022 (21-30)
Two Players with 100+ Rushing Yards.....	Kazmeir Allen, 137
.....	Dorian Thompson-Robinson, 120, vs. #10 UCLA, Nov. 5, 2022 (35-50)
Had a run of 50+ Yards.....	Evan Pryor, at Cincinnati, Oct. 19, 2024
Had a run of 80+ Yards.....	82, Joe Williams, vs. No. 13 Utah, Nov. 10, 2016
Had 30+ Rushing Attempts.....	36, Samson Evans, vs. Eastern Michigan, Sept. 17, 2022
80+ Yard run for a Touchdown.....	95, Rashaad Penny, vs. San Diego State, Aug. 31, 2017
Team had 0 or less yards in a half.....	1st half, vs. Oklahoma State, Sept. 9, 2023

OPPONENT PASSING

300+ Yards Passing.....	346, Jake Retzlaff, vs. #14 BYU, Nov. 23, 2024 (28-23)
400+ Yards Passing.....	527, Noah Fifita, vs. #16 Arizona, Nov. 25, 2023
500+ Yards Passing.....	543, Nic Shimonek, at Texas Tech, Sept. 16, 2017
Had 30+ Completions.....	30, Noah Fifita, vs. #16 Arizona, Nov. 25, 2023
Had 40+ Attempts.....	40, Avery Johnson, vs. #20 Kansas State, Nov. 16, 2024 (24-14)
Had 50+ Attempts.....	57, Tanner McKee, vs. Stanford, Oct. 22, 2022
Had 60+ Attempts.....	76, Luke Falk, vs. Washington State, Nov. 22, 2014
Completed a Pass of 50+ Yards.....	57, Noah Fifita, vs. #16 Arizona, Nov. 25, 2023
80+ Yard Pass for a Touchdown.....	80, Blake Shapen to Kevin Coleman, vs. Mississippi State, Sept. 7, 2024
Had 4+ Touchdown Passes.....	4, Jordan McCloud, at Texas State, Sept. 12, 2024
Had 5+ Touchdown Passes.....	6, Nic Shimonek, at Texas Tech, Sept. 16, 2017

OPPONENT RECEIVING

Caught 10+ Passes.....	10, Josh Kelly, at Texas Tech, Sept. 21, 2024
150+ yards Receiving.....	266, Tetairoa McMillan, vs. #16 Arizona, Nov. 25, 2023
Two Players with 100+ Yards.....	108, Chase Roberts
.....	103, Darius Lassiter, vs. #14 BYU, Nov. 23, 2024 (28-23)
200+ Yards Receiving.....	266, Tetairoa McMillan, vs. #16 Arizona, Nov. 25, 2023
Had 3+ Touchdown Catches.....	3, Tony Brown, vs. Colorado, Sept. 21, 2019

OPPONENT DEFENSE

Had 15+ Tackles.....	17, Isaac Smith, vs. Mississippi State, Sept. 7, 2024
Had 2+ Interceptions.....	3, Carlton Johnson, vs. Fresno State, Sept. 16, 2023
Had 4+ Tackles for Loss.....	40, Devin Lloyd, at Utah, Oct. 16, 2021
Had 3+ Sacks.....	30, Bradlee Anae, at #13 Utah, Oct. 19, 2019
Blocked a Punt.....	John Davis, Jr., at Texas Tech, Sept. 16, 2017
Blocked a FG.....	Kenean Caldwell, vs. Kansas, Oct. 5, 2024
Blocked a PAT.....	E'Maurion Banks, at Texas Tech, Sept. 21, 2024
Recorded a Safety.....	Team Safety, Stanford, Sept. 21, 2013

OPPONENT MISCELLANEOUS

Kick Return for a Touchdown.....	99, Rashaad Penny, vs. New Mexico State, Aug. 31, 2017
Punt Return for a Touchdown.....	88, Jordyn Tyson, at Colorado, Oct. 29, 2022
Interception Return for a Touchdown.....	89, Mishael Powell, at #5 Washington, Oct. 21, 2023
Fumble Return for a Touchdown.....	Chris Hawkins, vs. #19 USC, Sept. 26, 2015
Punt Block for a Touchdown.....	George Ramirez, vs. Southern Utah, Aug. 31, 2023
Scored 3+ TDs (Rushing + Receiving) in a game...3 (all rushing), RJ Harvey, vs. UCF, Nov. 9, 2024 (W, 35-31)	
Punted the ball 70+ Yards.....	70, Tom Hackett, at Utah, Nov. 9, 2013
Kicked a 50+ Yard Field Goal.....	53, Denis Lynch, vs. #5 USC, Sept. 23, 2023
Made 3+ Field Goals.....	5, Dylan Lynch, vs. Fresno State, Sept. 16, 2023
Missed 3+ Field Goals.....	3, at #18 Michigan State, Sept. 14, 2019 (10-7)
Recovered an Onside Kick.....	at Washington, Nov. 13, 2021 (35-30)



INDIVIDUAL BESTS (OFFENSE)/SITUATIONAL RECORDS

PASSING CAREER HIGHS (alphabetical)

Name	COMP.	ATT.	YRDS.	LONG	TD	INTs
Leavitt, Sam	22	38	304	68	4	1
	at TTU, 2024	at TTU, 2024	at OKST, 2024	vs. WYO, 2024	vs. KU, 2024	7x, last vs. BYU, 2024
Sims, Jeff	27	44	359	77	3	3
	at VIR, 2021	at VIR, 2021	vs. PITT, 2021	at DUKE, 2021	3x, last at VIR, 2021	at MINN, 2023
Bourguet, Trenton	38	49	435	64	3	2
	vs. UCLA 2022	3x, last vs. CU, 2023	at COLO, 2022	vs. ARIZ, 2024	3x, last at ARIZ, 2022	at ARIZ, 2022
Skattebo, Cam	2	6	45	31	1	1
	2x, last vs. ORE 2023	vs. ORE, 2023	vs. ORE, 2023	vs. ORE, 2023	at UCLA, 2023	vs. ORE, 2023

RUSHING CAREER HIGHS (alphabetical)

Name	ATT	YARDS	LONG	TD
Brooks, DeCarlos	12	67	38	3
	vs. SUU, 2023	WSU, 2023	vs. NEV, 2021	WSU, 2023
Brown, Jason	4	33	16	-
	vs. WYO, 2024	vs. WYO, 2024	vs. WYO, 2024	-
Brown, Kyson	18	100	38	2
	vs. UCF, 2024	vs. ARIZ, 2024	vs. ARIZ, 2024	at OKST, 2024
Brown, Raleek	7	61	39	1
	2x, last vs. KU, 2024	vs. TULN, 2022	vs. TULN, 2022	4x, last vs. UW, 2023
Leavitt, Sam	11	77	40	2
	2x, last at TXST, 2024	vs. KU, 2024	at TXST, 2024	vs. MSU, 2024
McCaskill, Alton	22	129	36	3
	at SFLA, 2021	at TEMP, 2021	vs. MEM, 2021	at SFLA, 2021
Sims, Jeff	19	128	57	3
	2x, last at MINN, 2023	vs. UNC, 2021	at COLO, 2023	vs. UNC, 2021
Skattebo, Cam	33	262	66	3
	vs. MSU, 2024	vs. MSU, 2024	WSU, 2023	2x, last vs. ARIZ, 2024

RECEIVING CAREER HIGHS (alphabetical)

Name	REC	YARDS	LONG	TD
Douglas, Markeston	4	52	41	1
	vs. OU, 2022	vs. CLEM, 2022	vs. USM, 2023	4x, last vs. USM, 2023
Eusebio, Derek	1	64	64	1
	vs. ARIZ, 2024	vs. ARIZ, 2024	vs. ARIZ, 2024	vs. ARIZ, 2024
Guillory, Xavier	8	120	71	2
	at MTST, 2022	2x, last at UNCO, 2022	vs. CP, 2022	at UCD, 2020
Harpole, Camerson	3	46	21	-
	vs. FRES, 2023	vs. FRES, 2023	vs. FRES, 2023	-
McClain, Malik	4	58	51	1
	2x, last vs. WVU, 2023	vs. WVU, 2023	vs. UMASS, 2021	6x, last vs. WVU, 2023
Metayer, Chamon	5	59	35	2
	3x, last at OKST, 2024	vs. BYU, 2023	vs. OKLA, 2023	vs. BYU, 2023
Omeire, Troy	5	57	30	1
	vs. ORE, 2023	vs. ORE, 2023	WSU, 2023	3x, last vs. ARIZ, 2023
Smith, Jake	7	75	53	2
	at OKST, 2020	at RICE, 2019	at RICE, 2019	at RICE, 2019
Stovall, Melquan	9	155	65	1
	vs. UNLV, 2021	vs. NMSU, 2021	vs. NMSU, 2021	vs. NMSU, 2021
Tyson, Jordyn	12	176	81	2
	at KSU, 2024	at KSU, 2024	ORE, 2022	3x, last at KSU, 2024
Brooks, DeCarlos	2	12	11	-
	2x, last WSU, 2023	WSU, 2023	vs. SUU, 2023	-
Brown, Kyson	3	73	68	1
	3x, last vs. UCF, 2024	vs. WYO, 2024	vs. WYO, 2024	vs. WYO, 2024
Brown, Raleek	3	40	40	1
	at UCLA, 2022	vs. RICE, 2022	vs. RICE, 2022	3x, last vs. UTAH, 2022
Skattebo, Cam	6	121	66	2
	2x, last at TTU, 2024	at OKST, 2024	2x, last at TTU, 2024	at OKST, 2024

SITUATIONAL RECORDS

CURRENT STREAK: **WON 5**
CURRENT HOME STREAK: **WON 6**
CURRENT ROAD/NEUTRAL STREAK: **WON 3**
LAST WIN: 49-7, AT ARIZONA (11/30/24)
LAST HOME WIN: 28-23, VS. #14 BYU (11/23/24)
LAST ROAD/NEUTRAL WIN: 49-7, AT ARIZONA (11/30/24)
LAST LOSS: 24-14, AT CINCINNATI (10/19/24)
LAST HOME LOSS: 23-59, VS. #16 ARIZONA (11/25/23)
LAST ROAD/NEUTRAL LOSS: 24-14, AT CINCINNATI (10/19/24)
LAST WIN OVER RANKED OPPONENT: 28-23, VS. #14 BYU (11/23/24)

	2024	KD
HOME	6-0	8-6
AWAY	4-2	5-5
NEUTRAL	0-0	0-0
VS. AP RANKED OPPONENTS	3-0	3-5

AUGUST	1-0	2-0
SEPTEMBER	2-1	2-5
OCTOBER	2-1	3-3
NOVEMBER	5-0	6-3
DECEMBER	0-0	0-0

LEADING AT HALFTIME	8-0	11-3
TRAILING AT HALFTIME	0-2	0-8
TIED AT HALFTIME	2-0	2-0
SCORING FIRST	8-1	10-4
OPPONENT SCORING FIRST	2-1	3-7

SCORE < 20 POINTS	0-1	1-6
SCORE 20+ POINTS	10-1	11-5
SCORE 30+ POINTS	7-0	8-0
SCORE 40+ POINTS	3-0	3-0
OPPONENT SCORE < 20 POINTS	4-0	5-1
OPPONENT SCORE 20+ POINTS	6-1	8-9
OPPONENT SCORE 30+ POINTS	2-1	2-5
OPPONENT SCORE 40+ POINTS	0-0	0-4

GAIN < 20 FIRST DOWNS	2-1	3-5
GAIN 20+ FIRST DOWNS	8-1	9-6
GAIN 25+ FIRST DOWNS	4-0	5-1
GAIN 30+ FIRST DOWNS	0-0	0-0
OPPONENT GAIN < 20 FIRST DOWNS	4-0	5-3
OPPONENT GAIN 20+ FIRST DOWNS	6-2	8-8
OPPONENT GAIN 25+ FIRST DOWNS	2-0	3-2
OPPONENT GAIN 30+ FIRST DOWNS	0-0	0-1

MORE RUSHING YARDS THAN OPPONENT	7-0	9-3
FEWER RUSHING YARDS THAN OPPONENT	3-1	4-7
SAME RUSHING YARDS AS OPPONENT	0-1	0-1
RUSH FOR < 100 YARDS	1-1	2-6
RUSH FOR < 200 YARDS	5-2	7-10
RUSH FOR 100+ YARDS	9-1	11-5
RUSH FOR 200+ YARDS	5-0	6-1
OPPONENT RUSHES FOR < 100 YARDS	5-0	7-4
OPPONENT RUSHES FOR 100+ YARDS	5-2	6-7
OPPONENT RUSH FOR 200+ YARDS	0-0	0-2

MORE PASSING YARDS THAN OPPONENT	4-1	6-3
FEWER PASSING YARDS THAN OPPONENT	6-1	7-8
PASS FOR < 200 YARDS	4-1	5-6
PASS FOR 200+ YARDS	6-1	8-5
PASS FOR 300+ YARDS	2-0	2-2
PASS FOR 400+ YARDS	0-0	0-0
OPPONENT PASSES FOR < 200 YARDS	3-0	5-3
OPPONENT PASSES FOR 200+ YARDS	7-2	8-8
OPPONENT PASS FOR 300+ YARDS	1-0	2-3
OPPONENT PASS FOR 400+ YARDS	0-0	0-2

MORE TOTAL YARDS THAN OPPONENT	5-1	7-3
FEWER TOTAL YARDS THAN OPPONENT	5-1	6-8
GAIN < 300 TOTAL YARDS	1-0	2-3
GAIN 300+ TOTAL YARDS	9-2	11-8
GAIN 400+ TOTAL YARDS	6-0	7-1
GAIN 500+ TOTAL YARDS	2-0	3-0
OPPONENT GAINS < 300 TOTAL YARDS	4-0	5-2
OPPONENT GAINS 300+ TOTAL YARDS	6-2	8-9
OPPONENT GAIN 400+ TOTAL YARDS	5-0	6-4
OPPONENT GAIN 500+ TOTAL YARDS	0-0	0-4

COMMIT < 6 PENALTIES	3-1	3-7
COMMIT 6+ PENALTIES	7-1	10-4

3RD DOWN % < 25	0-0	0-3
3RD DOWN % 25-49	4-2	6-8
3RD DOWN % 50+	6-0	7-0
OPPONENT 3RD DOWN % < 25	1-0	1-0
OPPONENT 3RD DOWN % 25-49	6-2	9-8
OPPONENT 3RD DOWN % 50+	3-0	3-3

TRAIL TIME OF POSSESSION	3-2	5-8
LEAD TIME OF POSSESSION	7-0	8-3

TURNOVERS - 0	7-0	9-1
TURNOVERS - 1+	3-2	4-10
TURNOVERS - 3+	0-0	0-2
TAKEAWAYS - 0	1-1	3-6
TAKEAWAYS - 1+	9-1	10-5
TAKEAWAYS - 3+	4-0	4-1



DEFENSIVE CAREER HIGHS (alphabetical)

Name	Tackles	TFL	Sacks	INT	PBU	FF	FR
Abney, Keith	7	-	-	1	2	-	-
	2x, last at KSU, 2024	-	-	3x, last at CIN, 2024	at TTU, 2024	-	-
Alford, Xavion	10	-	-	2	2	-	-
	at CIN, 2024	-	-	at ASU, 2021	vs. KU, 2024	-	-
Bimage, Rodney	3	10	-	-	-	-	-
	at ARIZ, 2024	at ARIZ, 2024	-	-	-	-	-
Bradley, Keontez	2	-	-	-	-	-	-
	vs. WYO, 2024	-	-	-	-	-	-
Clark, Jeff	7	25	20	-	-	-	-
	at APP, 2020	at SMISS, 2022	at SMISS, 2022	-	-	-	-
Crook, Jordan	9	10	10	-	1	1	-
	2x, last at KSU, 2024	3x, last at KSU, 2024	vs. FIU	-	vs. UTAH, 2024	vs. TAMU, 2023	-
Deeter, J.P.	1	-	-	-	-	-	-
	2x, last at ARIZ, 2024	-	-	-	-	-	-
Dorbah, Prince	8	35	25	-	1	-	-
	vs. FS, 2023	vs. COLO, 2023	vs. COLO, 2023	-	vs. BYU, 2024	-	-
Elliott, Keyshaun	12	20	15	1	2	1	1
	at TXST, 2024	at UNM, 2023	at LT, 2023	at WYO, 2024	vs. FIU, 2023	vs. FIU, 2023	at HAW, 2023
Fiaseu, Zyrrus	12	30	30	1	1	2	1
	vs. UCLA, 2023	vs. USU, 2023	vs. USU, 2023	vs. WYO, 2023	5x, last vs. UCLA, 2023	2x, last vs. UCLA, 2023	3x, last vs. UCLA, 2023
Fite, C.J.	8	10	10	-	-	-	1
	at TTU, 2024	2x, last vs. UCF, 2024	2x, last vs. UCF, 2024	-	-	-	at UW, 2023
Hughes, Martell	3	-	-	-	-	-	-
	vs. BYU, 2024	-	-	-	-	-	-
Kongaika, Jacob	4	10	10	-	-	-	1
	at UTAH, 2022	6x, last vs. UCF, 2024	5x, last vs. UCF, 2024	-	-	-	2x, last vs. OKLA, 2023
Lono-Wong, Blazen	4	10	10	-	-	-	-
	at UTAH, 2023	at TXST, 2024	at TXST, 2024	-	-	-	-
Martin, Cole	5	-	-	1	1	-	-
	at ASU, 2023	-	-	at ASU, 2023	2x, last vs. MSU, 2024	-	-
McCullough, Caleb	12	15	-	2	1	1	-
	vs. UTAH, 2024	2x, last vs. UTAH, 2024	-	vs. UTAH, 2024	3x, last vs. UCF, 2024	at UCLA, 2023	-
O'Neal, Elijah	5	20	20	-	1	-	-
	at ARIZ, 2024	at ARIZ, 2024	at ARIZ, 2024	-	2x, last vs. MSU, 2024	-	-
Robinson, Javan	6	-	-	1	1	-	1
	vs. BYU, 2024	-	-	2x, last vs. BYU, 2024	3x, last vs. BYU, 2024	-	at KSU, 2024
Romney, Tate	8	10	10	-	2	-	1
	2x, last vs. WSU, 2023	3x, last UCLA, 20	at UCLA, 2023	-	vs. COLO, 2023	-	vs. USC, 2023
Rowser, Myles	13	10	10	1	3	1	1
	2x, last at CIN, 2024	3x, last at CIN, 2024	at TTU, 2024	2x, last vs. JSU, 2023	at TTU, 2024	at UNM, 2023	at DSU, 2023
Simmons, Shamari	12	20	10	2	3	1	1
	2x, last at BAMA, 2022	at TXST, 2024	vs. FS, 2023	2x, last vs. TTU, 2021	2x, last at UCLA, 2023	3x, last at KSU, 2024	4x, last at UCLA, 2023
Smith, Clayton	5	20	15	-	1	1	1
	at TXST, 2024	vs. ORE, 2023	vs. WSU, 2023	-	2x, last vs. UTAH, 2024	vs. MSU, 2024	at TXST, 2024
Swanson, Zac	7	20	15	-	-	-	-
	vs. UTAH, 2024	vs. ORE, 2023	vs. WSU, 2023	-	-	vs. MSU, 2024	-
Thunderbird, K'Vion	4	-	-	-	-	-	-
	vs. WYO, 2023	-	-	-	-	-	-
Warren, Montana	2	-	-	-	-	-	-
	2x, last at ARIZ, 2024	-	-	-	-	-	-
Welch, Laterrance	6	05	-	1	4	-	-
	at CIN, 2024	at MISS, 2023	-	vs. UCF, 2024	at OKST, 2024	-	-
Wilson, Kamari	2	05	-	-	1	1	-
	3x, last at ARIZ, 2024	3x, last at FSU, 2022	-	-	vs. VAN, 2022	at SC, 2022	-
Wodtly, Justin	8	15	10	-	1	-	1
	at FSU, 2022	vs. IND, 2022	4x, last BAY, 2023	-	3x, last vs. MSU, 2024	-	2x, last at TXST, 2024

CAREER STARTS

OFFENSE Consecutive (ASU Only)/Career (FBS/FCS Only)

Fautanu, Leif	24/55
Iheanachor, Max	14/17
Coleman, Ben	12/34
Atkins, Josh	12/25
Tyson, Jordyn	12/15
Metayer, Chamon	10/17
Stovall, Melquan	5/35
Leavitt, Sam	5/11
Guillory, Xavier	4/15
Skattebo, Cam	3/32
Scott, Kyle	2/7
Bohle, Emmitt	0/32
Brown, Kyson	0/5
Omeire, Troy	0/8
Sims, Jeff	0/26
Harpole, Cameron	0/7
Briggs, Cade	0/34
McClain, Malik	0/14
McCaskill, Alton	0/13
Bourguet, Trenton	0/11
Naa, Sean	0/7
Smith, Jake	0/7
Douglas, Markeston	0/6
Walden, Bram	0/5
Brooks, Decarlos	0/1

DEFENSE Consecutive (ASU Only)/Career (FBS/FCS Only)

Simmons, Shamari	24/42
Rowser, Myles	12/27
Fite, C.J.	12/17
Alford, Xavion	12/14
Robinson, Javan	12/13
Abney, Keith	12/12
Crook, Jordan	9/11
Dorbah, Prince	7/14
Smith, Clayton	4/15
Kongaika, Jacob Rich	3/5
McCullough, Caleb	1/7
Elliott, Keyshaun	0/23
Clark, Jeff	0/20
Wodtly, Justin	0/1
O'Neil, Elijah	0/6
Fiaseu, Zyrrus	0/20
Romney, Tate	0/11
Cooper, Anthonye	0/20
Wilson, Kamari	0/2

Longest Active ASU Starting Streaks

Leif Fautanu	24
Shamari Simmons	24
Max Iheanachor	14
8 tied	12



2024 ROSTER

No.	Name	Ht.	Wt.	Pos.	Yr.	Hometown / High School / Previous School(s)
1	Abney II, Keith	5-11	185	DB	So.	Dallas, Texas / Waxahachie
2	Alford, Xavion*	6-0	200	DB	R-Jr.	Pearland, Texas / Shadow Creek / Texas / USC
34	Amey, Myles	6-1	235	LB	R-So.	Gilbert, Ariz. / Higley / Idaho State
24	Arends, Coleson	6-3	235	TE	R-Fr.	Phoenix, Ariz. / Pinnacle
65	Atkins, Josh	6-3	320	OL	R-Jr.	Arlington, Texas / Mansfield Timberview / Hawaii / Houston
25	Bal, Jack	6-2	190	DB	R-Fr.	Peoria, Ariz. / Centennial
17	Bimage Jr., Rodney	6-0	180	DB	Fr.	Houston, Texas / Dickinson
17	Black, Kaleb	5-10	175	WR	R-Fr.	Spring, Texas / Klein Oak
70	Bohle, Emmitt	6-6	310	OL	Gr.	Selby, S.D. / Selby Area / Northern State
90	Bourda, Kyran	6-3	280	DL	R-Fr.	New Orleans, La. / St. Augustine
88	Bourquet, Coben	6-0	195	WR	R-Jr.	Tucson, Ariz. / Salpointe
16	Bourquet, Trenton*	6-0	185	QB	R-Sr.	Tucson, Ariz. / Marana
23	Bradley, Keontez	6-2	190	DB	R-Fr.	Mansfield, Ohio / Mansfield Senior
55	Briggs, Cade	6-3	305	OL	R-Sr.	Las Vegas, Nev. / Bishop Gorman / New Mexico / Texas Tech
25	Brooks, DeCarlos	5-11	210	RB	R-Sr.	Chandler, Ariz. / Chandler / California
88	Brooks III, Harold	6-1	285	DL	R-Sr.	Riverside, Calif. / Riverside / City College of San Francisco
2	Brown, Kyson	6-0	200	RB	So.	Lancaster, Texas / Lancaster
3	Brown, Raleek	5-9	185	RB	R-So.	Stockton, Calif. / Mater Dei / USC
22	Brown Jr., Jason	5-10	205	RB	Fr.	Seattle, Wash. / O'Dea
19	Bruzon, Navi	5-10	195	QB	Fr.	Peoria, Ariz. / Liberty HS
68	Cameron, Connor	6-6	300	OL	Fr.	Gilbert, Ariz. / Campo Verde
5	Clark, Jeff	6-1	285	DL	Gr.	Powder Springs, Ga. / McEachern / Louisville / Georgia State
62	Coleman, Ben	6-3	325	OL	Gr.	Temecula, Calif. / Linfield Christian / Cal
82	Collins, Armon	5-9	180	WR	R-Jr.	Tempe, AZ / McClintock High School
96	Cooper, Anthonie	6-2	265	DL	Gr.	Glendale, Ariz. / Millennium
60	Cordova, Luis	6-3	320	OL	Fr.	Tucson, Ariz. / Salpointe
8	Crook, Jordan	6-0	220	LB	Jr.	Duncanville, Texas / Duncanville / Arkansas
91	Deeter, J.P.	6-3	280	DL	R-So.	Manvel, Texas / Manvel / Purdue
32	Dorbah, Prince	6-2	240	DL	R-Sr.	Dallas, Texas / Highland Park / Texas
18	Douglas, Markeston	6-5	275	TE	R-Jr.	Brownsville, Tenn. / Haywood / Florida State
44	Elliott, Keyshaun*	6-2	230	LB	Jr.	Richmond, Mo. / Richmond / New Mexico State
32	English, Deric	6-1	210	WR	R-Fr.	Scottsdale, Ariz. / Saguario / Arizona
83	Eusebio, Derek	5-10	180	WR	R-Fr.	Plano, Texas / Parish Episcopal
19	Fall, Adama	6-2	200	DB	R-Jr.	Simi Valley, Calif. / Simi Valley / Arizona
79	Fautanu, Leif*	6-2	315	OL	R-Sr.	Honolulu, Hawaii / University Laboratory / UNLV
30	Fiaseu, Zyrus	5-11	225	LB	R-Jr.	Henderson, Nev. / Liberty / San Diego State
99	Fite, C.J.*	6-1	295	DL	So.	Tatum, Texas / Tatum
31	Floyd, Kanyon	6-0	180	P	Fr.	Scottsdale, Ariz. / Horizon
80	Fortier, Jayden	6-3	220	TE	Fr.	Tualatin, Ore. / Tualatin
78	Garvin, Colby	6-5	280	OL	R-Jr.	Queen Creek, Ariz. / Queen Creek / Utah Tech
45	Giggey, James	6-3	250	TE	Fr.	Prescott Valley, Ariz. / Bradshaw Mountain
1	Guillory, Xavier	6-2	200	WR	R-Sr.	Spokane, Wash. / Lewis and Clark / Idaho State
72	Haeckel, Kaden	6-5	310	OL	Fr.	Peoria, Ariz. / Liberty
85	Harpole, Cameron	6-3	245	TE	R-Jr.	Prosper, Texas / Prosper / San Diego State
84	Hendrix, Korbin	6-2	190	WR	R-Fr.	McKinney, Texas / McKinney North
30	Hershey, Ian	5-10	190	K/P	R-So.	Chubbuck, Idaho / Highland / Idaho State
18	Hughes, Martell	6-2	210	LB	Fr.	San Diego, Calif. / Madison
13	Hunt, Christian	6-5	230	QB	R-Fr.	Redondo Beach, Calif. / Redondo Union / Arkansas State
58	Iheanachor, Max	6-5	315	OL	Sr.	Los Angeles, Calif. / King Drew Medical / East Los Angeles College
43	Jackson, Krew	6-4	225	LB	R-Jr.	Queen Creek, Ariz. / Queen Creek / Kansas State
0	Johnson, Plas	5-11	165	DB	Fr.	Scottsdale, Ariz. / Chaparral
16	Johnson II, Chris	6-1	180	DB	Fr.	Fort Worth, Texas / Aledo
63	Kandiyeli, Sirri	6-3	275	OL	R-Fr.	Mesa, Ariz. / Mountain View
61	Keim, Carson	6-1	280	OL	Fr.	Chandler, Ariz. / Hamilton
26	Kieffer, Carston	5-9	180	PK	R-Fr.	Tempe, Ariz. / Corona Del Sol
73	Kim, Terrell	6-2	350	OL	Fr.	North Medford, Ore. / North Medford
56	Klemm, Jalen	6-5	295	OL	R-So.	Mars, Pa. / Pine-Richland / Washington / Kansas State
31	Klemm, Nikko	5-10	170	DB	Fr.	Gardena, Calif. / Junipero Serra
98	Kongaika, Jacob Rich	6-2	290	DL	Jr.	Rowland Heights, Calif. / Mater Dei / Arizona
14	Laskaris, Tyler	5-10	200	QB	Fr.	Roswell, Ga. / Fellowship Christian
10	Leavitt, Sam*	6-2	200	QB	R-Fr.	West Linn, Ore. / West Linn / Michigan State
29	Lewis, Parker	6-3	225	K	Gr.	Phoenix, Ariz. / Saguario / USC / Ohio State
57	Lloyd, Brandon	6-10	370	OL	Sr.	Clarendon, Jamaica / Clarendon College / Barton CC
97	Lono-Wong, Blazen	6-4	285	DL	R-So.	Waimanalo, Hawaii / Kailua
47	Mahlum, Race	6-2	187	P	R-Sr.	Huntington Beach, Calif. / Mater Dei / Oregon
36	Manu, Salesi	6-2	235	DL	Fr.	Reno, Nev. / Bishop Minogue
35	Marszalek, Cole	5-10	200	LS	R-Fr.	Goodyear, Ariz. / Millenium
0	Martin, Cole	5-10	180	DB	So.	Pasadena, Calif. / Basha / Oregon
20	McCaskill, Alton	6-1	205	RB	R-Jr.	Conroe, Texas / Oak Ridge / Houston / Colorado

No.	Name	Pos.
0	Martin, Cole	DB
0	Johnson, Plas	DB
0	Tyson, Jordyn	WR
1	Abney II, Keith	DB
1	Guillory, Xavier	WR
2	Alford, Xavion	DB
2	Brown, Kyson	RB
3	Brown, Raleek	RB
3	Welch, Laterrance	DB
4	Rowser, Myles "Ghost"	DB
4	Skattebo, Cam	RB
5	Clark, Jeff	DL
5	Stovall, Melquan	WR
6	Sims, Jeff	QB
7	Metayer, Chamon	TE
7	Simmons, Shamari	DB
8	Crook, Jordan	LB
8	Smith, Jake	WR
9	Omeire, Troy	WR
9	Warren, Montana	DB
10	Leavitt, Sam	QB
10	Smith, Clayton	DL
12	McClain, Malik	WR
12	Robinson, Javan	DB
13	Hunt, Christian	QB
13	Pitre, Roman	DL
14	Laskaris, Tyler	QB
14	Tapp, J'Mond	DL
15	O'Neal, Elijah	DL
15	Ware, Max	WR
16	Bourquet, Trenton	QB
16	Johnson II, Chris	DB
17	Bimage Jr., Rodney	DB
17	Black, Kaleb	WR
18	Douglas, Markeston	TE
18	Hughes, Martell	LB
19	Bruzon, Navi	QB
19	Fall, Adama	DB
20	McCaskill, Alton	RB
20	Wilson, Kamari	DB
21	Nkuba, Tony-Louis	DB
22	Brown Jr., Jason	RB
22	McCullough, Caleb	LB
23	Bradley, Keontez	DB
24	Arends, Coleson	TE
24	Romney, Tate	LB
25	Bal, Jack	DB
25	Brooks, DeCarlos	RB
26	Kieffer, Carston	PK
28	McGinnis II, Joseph	DB
29	Lewis, Parker	K
30	Fiaseu, Zyrus	LB
30	Hershey, Ian	K/P
31	Floyd, Kanyon	P
31	Klemm, Nikko	DB
32	Dorbah, Prince	DL
32	English, Deric	WR
34	Amey, Myles	LB
35	Marszalek, Cole	LS



12	McClain, Malik	6-4	200	WR	Sr.	Daphne, Ala. / IMG Academy / Florida State / Penn State
22	McCullough, Caleb	6-2	225	LB	R-Sr.	Oxnard, Calif. / Pacifica
38	McDonald, Kyan	5-10	175	DB	Fr.	Seattle, Wash. / O'Dea
28	McGinnis II, Joseph	5-11	190	DB	R-So.	Frisco, Texas / Rock Hill / Stephen F. Austin
7	Metayer, Chamon	6-4	255	TE	R-Jr.	North Miami, Fla. / North Miami / Cincinnati / Colorado
74	Na'a, Sean*	6-3	300	OL	So.	Inglewood, Calif. / St. John Bosco
21	Nkuba, Tony-Louis	6-0	180	DB	Fr.	Lewisville, Texas / Lewisville
9	Omeire, Troy	6-4	220	WR	R-Sr.	Sugar Land, Texas / Fort Bend Austin / Texas
15	O'Neal, Elijah	6-3	245	DL	Sr.	Renton, Wash. / Hazen / Butte College
67	Peat, Keona	6-2	265	OL	R-Fr.	Tempe, Ariz. / Corona Del Sol
13	Pitre, Roman	6-4	255	DL	R-So.	Baton Rouge, La. / University Laboratory / Purdue
71	Pule, Makua	6-3	300	OL	R-Fr.	Gilbert, Ariz. / Highland
39	Rawls, Kayman	6-0	205	DB	Jr.	Phoenix, Ariz. / Desert Vista / Grossmont / Saddleback
12	Robinson, Javan	5-11	175	DB	R-So.	Winter Garden, Fla. / West Orange / Washington State
46	Romano, Tommy	5-11	185	DB	R-Fr.	Scottsdale, Ariz. / Notre Dame
24	Romney, Tate	6-1	220	LB	R-So.	Chandler, Ariz. / Chandler / BYU
4	Rowser, Myles "Ghost"	6-1	185	DB	Jr.	Detroit, Mich. / Belleville / New Mexico State / Campbell
87	Sample, Zechariah	5-10	170	WR	Fr.	Pickens, Ms. / Katy Jordan (TX)
44	Schmitt, Sinjin	6-2	225	TE	R-Fr.	Anthem, Ariz. / Boulder Creek
77	Scott, Kyle	6-4	315	OL	R-Jr.	Lake Elsinore, Calif. / Temescal Canyon / Riverside CC
52	Shewell, Ian	6-1	280	DL	R-Jr.	Gilbert, Ariz. / Williams Field / New Mexico
7	Simmons, Shamari*	6-0	195	DB	Gr.	Ashland, Ala. / Clay Central / Hutchinson CC / Austin Peay
6	Sims, Jeff	6-3	215	QB	Sr.	Jacksonville, Fla. / Sandalwood / Georgia Tech / Nebraska
4	Skattebo, Cam*	5-11	215	RB	Sr.	Rio Linda, Calif. / Rio Linda / Sacramento State
10	Smith, Clayton*	6-4	240	DL	R-Jr.	Queen City, Texas / Texas High / Oklahoma
8	Smith, Jake	6-0	200	WR	R-Sr.	Scottsdale, Ariz. / Notre Dame / Texas / USC
53	Smith III, Albert	6-1	225	DE	Fr.	Terrytown, La. / Ponchatoula
86	Spann, Justice	6-2	215	WR	Fr.	Chandler, Ariz. / Chandler
5	Stovall, Melquan*	5-11	185	WR	Gr.	Lancaster, Calif. / Junipero Serra / Nevada / Colorado State
54	Su'a, Joey	6-4	320	OL	R-Fr.	Bentonville, Ark. / Bentonville / Arkansas
92	Swanson, Zac	6-4	290	DL	R-So.	Phoenix, Ariz. / Brophy / Texas
50	Symons, Chance	6-2	245	DL	R-So.	Mitchell, NE / Scottsbluff High School
14	Tapp, J'Mond	6-3	260	DL	R-So.	Donaldsonville, La. / Ascension Catholic / Texas
94	Thomas, Landen	6-3	270	DL	R-Fr.	Zachary, La. / Zachary
45	Thunderbird, K'Vion	6-0	225	LB	R-Fr.	Chicago, Ill. / Kenwood Academy
59	Tonga, Semisi	6-3	350	OL	Fr.	Kahuku, Hawai'i / West (UT)
0	Tyson, Jordyn	6-1	195	WR	R-So.	Allen, Texas / Allen / Colorado
75	Walden, Bram	6-4	305	OL	R-Jr.	Scottsdale, Ariz. / Saguaro / Oregon
15	Ware, Max	6-1	195	WR	R-So.	Phoenix, Ariz. / Brophy
9	Warren, Montana*	6-0	200	DB	R-Fr.	Marshall, Texas / Marshall
3	Welch, Laterrance	6-1	195	DB	Jr.	Lafayette, La. / Acadiana / LSU
76	Westbrooks, Champ	6-5	275	OL	Fr.	Los Angeles, Calif. / Loyola
64	Wigglesworth, Tyler	5-9	205	LS	R-So.	Glendale, Ariz. / Mountain Ridge / NAU
41	Williams, Ja'Mori	5-10	180	DB	Fr.	Manvel, Texas / Manvel
55	Williams, Ramar	6-2	270	DL	Fr.	Mesa, Ariz. / Eastmark
20	Wilson, Kamari	6-0	205	DB	R-So.	Fort Pierce, Fla. / IMG Academy / Florida
95	Wodtly, Justin	6-2	270	DL	R-Jr.	Cleveland, Ohio / Cleveland Heights / Cincinnati
81	Young II, Jamaal	5-9	180	WR	R-Fr.	Tempe, Ariz. / Marcos De Niza
49	Young-Blackgoat, Prayer	6-2	215	LB	Fr.	Flagstaff, Ariz. / Coconino

*Pat Tillman Leadership Council

coaching staff

Kenny Dillingham	Head Coach	Jason Overco	Associate Athletic Director, Chief of Staff
Charlie Ragle	Assistant Head Coach/Special Teams Coordinator	Bryan McGinnis	Assistant Athletic Director, Football Operations
Beau Baldwin	Offensive Coordinator/Quarterbacks	Lexie Godfrey	Assistant Director of Football Operations
Brian Ward	Defensive Coordinator/Safeties	D.J. Foster	Director of Player Development
Hines Ward	Assistant Coach - Wide Receivers	Kriston Guerra	Director of On Campus Recruiting
Shaun Aguano	Assistant Coach - Running Backs	Nick Soloto	Director of Player Personnel
Saga Tuilele	Assistant Coach - Offensive Line	Deontrae Cooper	Director of Scouting
Jason Mohns	Assistant Coach - Tight Ends	Isaiah Williams	Director of Recruiting
A.J. Cooper	Assistant Coach - Linebackers/Defensive Run Game Coordinator	Trent Birch	Player Personnel / Recruiting Assistant
Bryan Carrington	Assistant Coach - Cornerbacks	Taylor Hansen	Director of Creative Content
Diron Reynolds	Assistant Coach - Defensive Line	Chase D'Hont	Graphic Design Coordinator
DeWayne Walker	Defensive Pass Game Coordinator	Callum Norrie	Creative Video Director
David Gibbs	Senior Offensive Assistant	Joe Connolly	Head Coach, Football Sports Performance
Vince Arney	Assistant - Defensive Line	Clayton Kirven	Assistant Head Coach, Football Sports Performance
Max Silver	Assistant - Linebackers	Colbert Calhoun	Assistant Director, Football Sports Performance
Omar Farman	Assistant - Quarterbacks	Steve Miller	Assistant Coach, Football Sports Performance
Matt Christian	Assistant - Running Backs	Alex Carlisle	Professional Intern, Football Sports Performance
Matt Butterfield	Assistant Special Teams Coordinator	Gerry Garcia	Director of Athletic Training
Pierre Cormier	Special Teams Analyst	Gabriella Donnelly	Director of Football Nutrition
Brady White	Graduate Assistant - Wide Receivers	Bryan Harrod	Director of Equipment Operations
Ty Barrett	Graduate Assistant - Offensive Line	Dan Wayne	Director of Video Operations
Tyree Thompson	Graduate Assistant - Defensive Line	Jared Martin	Assistant Director of Video Operations
Devon King	Graduate Assistant - Safeties/Nickels		

36	Manu, Salesi	DL
38	McDonald, Kyan	DB
39	Rawls, Kayman	DB
41	Williams, Ja'Mori	DB
43	Jackson, Krew	LB
44	Elliott, Keyshaun	LB
44	Schmitt, Sinjin	TE
45	Giggey, James	TE
45	Thunderbird, K'Vion	LB
46	Romano, Tommy	DB
47	Mahlum, Race	P
49	Young-Blackgoat, Prayer	LB
50	Symons, Chance	DL
52	Shewell, Ian	DL
53	Smith III, Albert	DE
54	Su'a, Joey	OL
55	Briggs, Cade	OL
55	Williams, Ramar	DL
56	Klemm, Jalen	OL
57	Lloyd, Brandon	OL
58	Iheanachor, Max	OL
59	Tonga, Semisi	OL
60	Cordova, Luis	OL
61	Keim, Carson	OL
62	Coleman, Ben	OL
63	Kandiyei, Sirri	OL
64	Wigglesworth, Tyler	LS
65	Josh Atkins	OL
67	Peat, Keona	OL
68	Cameron, Connor	OL
70	Bohle, Emmitt	OL
71	Pule, Makua	OL
72	Haeckel, Kaden	OL
73	Kim, Terrell	OL
74	Na'a, Sean	OL
75	Walden, Bram	OL
76	Westbrooks, Champ	OL
77	Scott, Kyle	OL
78	Garvin, Colby	OL
79	Fautanu, Leif	OL
80	Fortier, Jayden	TE
81	Young II, Jamaal	WR
82	Collins, Armon	WR
83	Eusebio, Derek	WR
84	Hendrix, Korbin	WR
85	Harpole, Cameron	TE
86	Spann, Justice	WR
87	Sample, Zechariah	WR
88	Bourquet, Coben	WR
88	Brooks III, Harold	DL
90	Bourda, Kyran	DL
91	Deeter, J.P.	DL
92	Swanson, Zac	DL
94	Thomas, Landen	DL
95	Wodtly, Justin	DL
96	Cooper, Anthonie	DL
97	Lono-Wong, Blazen	DL
98	Kongaika, Jacob Rich	DL
99	Fite, C.J.	DL



DEPTH CHART

OFFENSE

QB	10	Sam Leavitt*	6-2	200	R-Fr.	TR
	6	Jeff Sims	6-3	215	Sr.	TR
	16	Trenton Bourguet*	6-0	185	R-Sr.	4L
	19	Navi Bruzon	5-10	195	Fr.	HS
RB	4	Cam Skattebo*	5-11	215	Sr.	1L
	2	Kyson Brown	6-0	200	So.	1L
OR	25	DeCarlos Brooks	5-11	210	R-Sr.	1L
	20	Alton McCaskill	6-1	205	R-Jr.	TR
	22	Jason Brown	5-10	205	Fr.	HS
<i>inj.</i>	3	Raleek Brown	5-9	185	R-So.	TR
X	1	Xavier Guillory	6-2	200	R-Sr.	1L
	9	Troy Omeire	6-4	220	R-Sr.	1L
F	5	Melquan Stovall*	5-11	185	Gr.	1L
OR	8	Jake Smith	6-0	200	R-Sr.	RS
	83	Derek Eusebio	5-10	180	R-Fr.	RS
Z	9	Troy Omeire	6-4	220	R-Sr.	1L
	12	Malik McClain	6-4	200	Sr.	TR
<i>inj.</i>	0	Jordyn Tyson	6-1	195	R-So.	1L
TE	7	Chamon Matayer	6-4	255	R-Jr.	TR
OR	18	Markeston Douglas	6-5	275	R-Jr.	TR
	85	Cameron Harpole	6-3	245	R-Jr.	TR
	24	Coleson Arends	6-3	235	R-Fr.	RS
LT	65	Josh Atkins	6-3	320	R-Jr.	TR
	70	Emmit Bohle	6-6	310	Gr.	2L
	75	Bram Walden	6-4	305	R-Jr.	1L
	78	Colby Garvin	6-5	280	R-Jr.	1L
LG	62	Ben Coleman	6-3	325	Gr.	RS
	77	Kyle Scott	6-4	315	R-Jr.	1L
OR	74	Sean Na'a*	6-3	300	So.	1L
C	79	Leif Fautanu *	6-2	315	R-Sr.	1L
	74	Sean Na'a*	6-3	300	So.	1L
	55	Cade Briggs	6-3	305	R-Sr.	1L
	71	Makua Pule	6-3	300	R-Fr.	1L
RG	77	Kyle Scott	6-4	315	R-Jr.	1L
	55	Cade Briggs	6-3	305	R-Sr.	1L
	74	Sean Na'a*	6-3	300	So.	1L
	73	Terrell Kim	6-2	350	Fr.	HS
RT	58	Max Iheanachor	6-5	315	Sr.	1L
	70	Emmit Bohle	6-6	310	Gr.	2L
	75	Bram Walden	6-4	305	R-Jr.	1L
	76	Champ Westbrook	6-5	275	Fr.	HS

DEFENSE

END	32	Prince Dorbah	6-2	240	R-Sr.	1L
OR	15	Elijah O'Neal	6-3	245	Sr.	1L
	53	Albert Smith III	6-1	225	Fr.	HS
DT	99	C.J. Fite*	6-1	295	So.	1L
OR	92	Zac Swanson	6-4	290	R-So.	TR
	95	Justin Wodtly	6-2	270	R-Jr.	TR
DT	5	Jeff Clark	6-1	285	Gr.	TR
OR	98	Jacob Rich Kongaika	6-2	290	Jr.	TR
	97	Blazen Lono-Wong	6-4	285	R-So.	2L
	91	J.P. Deeter	6-3	280	R-So.	TR
END	10	Clayton Smith*	6-4	240	R-Jr.	1L
OR	95	Justin Wodtly	6-2	270	R-Jr.	TR
	13	Roman Pitre	6-4	255	R-So.	TR
	14	J'Mond Tapp	6-3	260	R-So.	TR
LB	44	Keyshaun Elliott*	6-2	230	Jr.	TR
	22	Caleb McCullough	6-2	225	R-Sr.	4L
	18	Martell Hughes	6-2	210	Fr.	HS
	24	Tate Romney	6-1	220	R-So.	1L
LB	8	Jordan Crook	6-0	220	Jr.	TR
OR	30	Zyrus Fiasou	5-11	225	R-Jr.	TR
	45	K'Vion Thunderbird	6-0	225	R-Fr.	1L
CB	12	Javan Robinson	5-11	175	R-So.	TR
	17	Rodney Bimage Jr.	6-0	180	Fr.	HS
	0	Plas Johnson	5-11	165	Fr.	HS
CB	1	Keith Abney II	5-11	185	So.	1L
	3	Laterrance Welch	6-1	195	Jr.	TR
	0	Plas Johnson	5-11	165	Fr.	HS
NICK	7	Shamari Simmons*	6-0	195	Gr.	1L
	38	Kyan McDonald	5-10	175	Fr.	HS
<i>inj.</i>	0	Cole Martin	5-10	180	So.	TR
S	2	Xavion Alford*	6-0	200	R-Jr.	RS
	9	Montana Warren*	6-0	200	R-Fr.	1L
S	4	Myles Rowser	6-1	185	Jr.	TR
	20	Kamari Wilson	6-0	205	R-So.	TR

Bold Face - Starter

* - Pat Tillman Leadership Council

SPECIAL TEAMS

K	26	Carston Kieffer	5-9	180	R-Fr.	RS
OR	30	Ian Hershey	5-10	190	R-So.	1L
OR	29	Parker Lewis	6-3	225	Gr.	TR
KO	30	Ian Hershey	5-10	190	R-So.	1L
	29	Parker Lewis	6-3	225	Gr.	TR
P	31	Kanyon Floyd	6-0	180	Fr.	HS
	29	Parker Lewis	6-3	225	Gr.	TR
	47	Race Mahlum	6-2	187	R-Sr.	RS
H	31	Kanyon Floyd	6-0	180	Fr.	HS
	47	Race Mahlum	6-2	187	R-Sr.	RS
LS	35	Cole Marszalek	5-10	200	R-Fr.	RS
	64	Tyler Wigglesworth	5-9	205	R-So.	TR
KR	8	Jake Smith	6-0	200	R-Sr.	RS
OR	5	Melquan Stovall*	5-11	185	Gr.	1L
PR	5	Melquan Stovall*	5-11	185	Gr.	1L
	0	Jordyn Tyson	6-1	195	R-So.	1L
	8	Jake Smith	6-0	200	R-Sr.	RS

PRO-NUN-SEE-AY-SHUNS

Xavion Alford - EX-ay-vee-on
 Vince/Myles Arney - AMY
 Coleson Arends - AIR-ends
 Jack Bal - bAL (like You Can Call me Al)
 Rodney Bimage - BIMM-edge
 Emmit Bohle - BO-lee
 Kyran Bourda - KY-ren BOOR-duh
 Trenton/Coben Bourguet - bore-GAY
 Raleek Brown - ruh-LEEK
 Navi Bruzon - NAW-vee BREW-zawn
 Prince Dorbah - DOOR-buh
 Markeston Douglas - mar-KEE-stun
 Adama Fall - AH-duh-muh
 Leif Fautanu - leef FOWW-taw-new
 Zyrus Fiasou - ZY-russ fee-uh-SAY-oo
 Derek Eusebio - you-SAY-bee-oh
 Jayden Fortier - FOR-teer
 Xavier Guillory - ZAY-vee-er GILL-or-ee
 Max Iheanachor - ee-HAW-nuh-chore
 Simi Kandiyelli - sih-RYE can-dee-ell-ee
 Jacob Rich Kongaika - kun-GUY-kuh
 Sam Leavitt - LEVV-itt
 Blazen Lono-Wong - BLAY-zen LO-no WONG
 Race Mahlum - MAL-um (like You Can Call me Al)
 Salesi Manu - SAW-less-ee MAW-nu
 Cole Marszalek - MARZ-uh-lek
 Chamon Matayer - shuh-MONN muh-TAY-err
 Caleb McCullough - mic-cull-UH
 Kyan McDonald - KY-enn
 Sean Na'a - NAW-aw
 Tony Louis Nkuba - LEWIS nn-KOO-buh (soft n)
 Troy Omerie - oh-me-RAY
 Keona Peat - kee-OH-nuh
 Makua Pule - muh-KOO-uh POO-lay
 Javan Robinson - JAY-venn
 Sinjin Schmitt - SIN-jin
 Shamari Simmons - shuh-MAR-ee
 Cam Skattebo - SKAT-eh-boo (like the ghost)
 Melquan Stovall - mel-qwawn STO-vahl
 Joey Sua - SOO-uh
 K'Vion Thunderbird - KAY-vee-ON
 Samesi Tonga - SUH-mee-see TONE-guh (soft g)
 Justin Wodtly [WATT-lee]
 Saga Tuitele - sAWn-guh (soft g) too-ee-tay-lay



QUARTERBACKS

#10 SAM LEAVITT, Redshirt Freshman

PASSING	gp	cmp	att	int	yds	td	long	%	avg/p	avg/g
2023 (MSU)	4	15	23	2	139	2	29	65	9.3	34.8
2024	11	180	287	5	2444	21	68	63	13.6	222.2
Total	15	195	310	7	2583	23	68	64	11.5	128.5

#6 JEFF SIMS, Senior

PASSING	gp	cmp	att	int	yds	td	long	%	avg/p	avg/g
2020 (GT)	10	141	257	13	1881	13	59	54.9	7.3	188.1
2021 (GT)	7	113	188	7	1468	12	77	60.1	7.8	209.7
2022 (GT)	7	110	188	3	1115	5	59	58.5	5.9	159.3
2023 (NEB)	5	28	47	6	282	1	34	59.6	6.0	56.4
2024	3	13	25	0	168	0	42	52.0	12.9	56.0
Total	31	405	705	29	4914	31	77	57.0	7.9	133.9
RUSHING	g	att	yards	td	long	avg/c	avg/g			
2024	3	18	70	1	12	3.9	23.3			
Total	3	18	70	1	12	3.9	23.3			

#16 TRENTON BOURGUET, Redshirt Senior

PASSING	gp	cmp	att	int	yds	td	long	%	avg/p	avg/g
2020	1	1	2	0	24	0	24	50	24.0	24.0
2021	4	7	10	0	91	1	28	70	13.0	22.8
2022	7	145	204	6	1490	11	38	71	10.3	212.9
2023	8	151	248	4	1486	1	66	61	9.8	185.8
2024	1	2	3	0	71	1	64	67	35.5	71.0
Total	21	306	467	10	3162	14	66	66	6.8	150.6

RUNNING BACKS

#3 RALEEK BROWN, Redshirt Sophomore

RUSHING	g	att	yards	td	long	avg/c	avg/g	
2022 (USC)	14	42	227	3	39	5.4	16.2	
2023 (USC)	2	3	16	1	14	5.3	8.0	
2024	2	9	42	0	14	4.7	21.0	
Total	18	54	285	4	39	5.1	15.1	
RECEIVING	g	rec	yards	td	long	rec/g	avg/c	avg/g
2022 (USC)	14	16	175	3	40	11	10.9	12.5
2023 (USC)	2	3	18	0	14	1.5	6.0	9.0
2024	2	3	6	0	3	1.5	2.0	3.0
Total	18	22	199	3	40	14	6.3	8.2

#4 CAM SKATTEBO, Senior

RUSHING	g	att	yards	td	long	avg/c	avg/g	
2021 (SAC ST)	11	57	520	6	45	9.1	47.3	
2022 (SAC ST)	13	196	1373	7	57	7.0	105.6	
2023	12	164	788	9	66	4.8	65.7	
2024	11	247	1398	17	50	5.7	127.1	
Total	47	664	4079	39	66	6.7	86.4	
RECEIVING	g	rec	yards	td	long	rec/g	avg/c	avg/g
2021 (SAC ST)	11	12	124	1	25	1.1	10.3	11.3
2022 (SAC ST)	13	31	371	3	37	2.4	12.0	28.5
2023	12	24	286	1	66	2.0	11.9	23.8
2024	11	35	468	2	66	3.2	13.4	42.5
Total	47	102	1249	7	66	2.2	11.9	26.5

#2 KYSON BROWN, Sophomore

RUSHING								
	g	att	yards	td	long	avg/c	avg/g	
2023	12	23	106	0	15	4.6	8.8	
2024	12	66	338	2	38	5.1	28.2	
Total	24	89	444	2	38	5.0	18.5	
RECEIVING								
	g	rec	yards	td	long	rec/g	avg/c	avg/g
2023	12	9	49	0	27	0.8	5.4	4.1
2024	12	10	162	1	68	0.8	16.2	13.5
Total	24	19	211	1	68	0.8	11.1	8.8

#20 ALTON McCASKILL, Redshirt Junior

RUSHING	g	att	yards	td	long	avg/c	avg/g	
2021 (HOU)	14	189	961	16	36		68.6	
2023 (COL)	4	14	59	0	9		14.8	
2024	7	7	17	0	6	2.4	2.4	
Total	25	210	1037	16	36	2.4	28.6	
RECEIVING	g	rec	yards	td	long	rec/g	avg/c	avg/g
2021 (HOU)	14	21	113	2	35	1.5	5.4	8.1
2023 (COL)	4	2	19	0	18	0.5	9.5	4.8
Total	18	23	132	2	35	1.0	7.4	6.4

#22 JASON BROWN JR, Freshman

RUSHING	g	att	yards	td	long	avg/c	avg/g
2024	1	4	33	0	16	8.3	33.0
Total	1	4	33	0	16	8.3	33.0

#25 DECARLOS BROOKS, Redshirt Senior

RUSHING	g	att	yards	td	long	avg/c	avg/g	
2020 (CAL)	4	0	0	0	0	0.0	0.0	
2021 (CAL)	7	10	96	0	38	9.6	13.7	
2022 (CAL)	12	59	250	1	24	4.2	20.8	
2023	5	48	259	3	21	5.4	51.8	
2024	10	32	136	1	15	4.3	13.6	
Total	38	149	741	5	38	5.9	25.0	
RECEIVING	g	rec	yards	td	long	rec/g	avg/c	avg/g
2020 (CAL)	4	0	0	0	0	0.0	0.0	0.0
2021 (CAL)	7	1	7	0	7	0.1	7.0	1.0
2022 (CAL)	12	8	18	0	7	0.7	2.3	1.5
2023	5	7	47	0	11	1.4	6.7	9.4
2024	10	1	7	0	7	0.1	7.0	0.7
Total	38	17	79	0	11	4.6	4.6	3.2



WIDE RECEIVERS/TIGHT ENDS

#0 JORDAN TYSON, Redshirt Sophomore

RECEIVING	g	rec	yards	td	long	rec/q	avg/c	avg/q
2022 (CU)	9	22	470	4	81	2.4	21.4	32.2
2024	12	75	1101	10	59	6.3	14.7	91.8
Total	24	97	1571	14	81	4.4	18.1	72.0

#1 XAVIER GUILLORY, Redshirt Senior

RECEIVING	g	rec	yards	td	long	rec/q	avg/c	avg/q
2020 (IDS)	6	18	324	4	43	3.0	18.0	54.0
2021 (IDS)	9	21	264	1	28	2.3	12.6	29.3
2022 (IDS)	10	52	785	4	75	5.2	15.1	78.5
2023	9	21	226	1	47	2.3	10.8	26.1
2024	11	17	291	3	61	1.5	17.1	26.5
Total	46	129	1890	13	75	2.9	14.8	42.7

#5 MELQUAN STOVALL, Graduate

RECEIVING	g	rec	yards	td	long	rec/q	avg/c	avg/q
2019 (NEV)	9	19	171	0	23	2.1	9.0	19.0
2020 (NEV)	9	33	250	0	36	3.7	7.6	27.8
2021 (NEV)	12	56	643	1	65	4.7	11.5	53.6
2022 (CSU)	3	13	106	0	24	4.3	8.2	35.3
2023	12	18	207	0	34	1.5	17.3	17.3
2024	12	13	162	0	28	1.1	12.5	13.5
Total	56	152	1539	1	65	2.9	10.1	27.8

#8 JAKE SMITH, Redshirt Senior

RECEIVING	g	rec	yards	td	long	rec/q	avg/c	avg/q
2019 (TEX)	13	25	274	6	53	1.9	11.0	21.1
2020 (TEX)	7	23	294	3	33	3.3	12.8	42.0
2024	9	6	91	0	30	0.7	15.2	10.1
Total	29	54	659	9	53	1.9	13.0	24.4

#9 TROY OMEIRE, Redshirt Senior

RECEIVING	g	rec	yards	td	long	rec/q	avg/c	avg/q
2022 (TEX)	4	1	9	0	9	0.3	9.0	2.3
2023	9	20	223	3	31	2.2	11.2	24.8
2024	10	3	19	0	8	0.3	6.3	1.9
Total	23	24	251	3	31	.93	8.8	9.7

#12 MALIK McCLAIN, Senior

RECEIVING	g	rec	yards	td	long	rec/q	avg/c	avg/q
2021 (FSU)	13	16	190	2	51	1.3	11.9	15.8
2022 (FSU)	13	17	206	3	44	1.3	12.1	15.8
2023 (FSU)	13	6	71	1	25	0.5	11.8	5.5
Total	38	39	467	6	51	1.0	12	12.3

#7 CHAMON METAYER, Redshirt Junior

RECEIVING	g	rec	yards	td	long	rec/q	avg/c	avg/q
2022 (CIN)	6	1	35	0	32	0.2	32.0	5.3
2023 (CIN)	11	23	258	5	35	2.1	11.2	23.5
2024	12	28	285	5	29	2.3	10.2	23.8
Total	29	52	575	10	35	1.5	17.5	17.5

#18 MARKESTON DOUGLAS, Redshirt Junior

RECEIVING	g	rec	yards	td	long	rec/q	avg/c	avg/q
2022 (FSU)	13	14	190	2	29	1.1	13.6	14.6
2023 (FSU)	13	11	136	2	42	0.8	12.4	10.5
2024	12	1	3	0	3	0.1	3.0	0.3
Total	38	26	329	4	42	.67	9.7	8.5

#85 CAMERON HARPOLE, Redshirt Junior

RECEIVING	g	rec	yards	td	long	rec/q	avg/c	avg/q
2022 (SDSU)	9	0	0	0	0	0.0	0	0.0
2023 (SDSU)	11	7	69	0	21	0.6	9.9	6.3
2024	12	1	17	0	17	0.1	17.0	1.4
Total	32	8	86	0	21	0.2	9.0	2.6

DEFENSIVE LINE

#5 JEFF CLARK, Graduate

TACKLES	g	ua	a	total	tfl	sacks	int	pd	ff	fr	blk
2020 (GSU)	10	13	13	26	6-28	3.5-25	0	0	0	0	0
2021 (GSU)	11	17	10	27	4-13	1-7	0	0	0	0	0
2022 (GSU)	12	27	27	39	9.5-42	4.5-33	0	0	0	0	0
2023 (LOU)	4	1	2	3	0.5-0	0-0	0	0	0	0	0
2024	11	6	13	19	1.5-6	0.5-3	0	0	0	0	0
Total	48	49	65	114	21.5-89	9.5-68	0	0	0	0	0

#10 CLAYTON SMITH, Redshirt Junior

TACKLES	g	ua	a	total	tfl	sacks	int	pd	ff	fr	blk
2021 (OU)	4	1	2	3	0.5-2	0-0	0	0	0	1	0
2022 (OU)	4	3	2	5	1-5	0-0	0	0	0	0	0
2023	11	9	12	21	5.5-23	4.5-20	0	1	0	0	0
2024	12	13	14	27	4.5-41	4-40	0	2	1	1	0
Total	31	26	30	56	11.5-71	8.5-60	0	3	1	2	0

#14 J'MOND TAPP, Redshirt Sophomore

TACKLES	g	ua	a	total	tfl	sacks	int	pd	ff	fr	blk
2022 (TEX)	2	0	1	1	0-0	0-0	0	0	0	0	0
2023 (TEX)	7	5	3	8	1-5.8	0-0	0	0	0	0	0
Total	9	5	4	9	1-5.8	0-0	0	0	0	0	0

#15 ELIJAH O'NEAL, Senior

TACKLES	g	ua	a	total	tfl	sacks	int	pd	ff	fr	blk
2023	12	6	5	11	1.5-12	0.5-9	0	0	0	0	0
2024	12	12	13	25	4-25	4-25	0	4	0	0	0
Total	24	18	18	36	6-37	4.5-34	0	4	0	0	0

#32 PRINCE DORBAH, Redshirt Senior



TACKLES	g	ua	a	total	tfl	sacks	int	pd	ff	fr	blk
2020 (TEX)	1		0	1	0-0	0-0	0	0	0	0	0
2021 (TEX)	1	1	2	3	0-0	0-0	0	0	0	0	0
2022 (TEX)	5	3	4	7	1-1	0-0	0	0	0	0	0
2023	10	14	16	30	9.5-64	6-56	1	0	0	0	0
2024	9	6	5	11	2.5-16	2-16	0	1	0	0	0
Total	26	25	27	52	13-81	8-72	0	2	0	0	0

#92 ZAC SWANSON, Redshirt Sophomore

TACKLES	g	ua	a	total	tfl	sacks	int	pd	ff	fr	blk
2022 (TEX)	2		0	1	0-0	0-0	0	0	0	0	0
2023 (TEX)	1	0	0	0	0-0	0-0	0	0	0	0	0
2024	11	4	12	16	2-6	0.5-4	0	0	0	0	0
Total	14	5	12	17	2-6	0.5-4	0	0	0	0	0

#95 JUSTIN WODTLY, Redshirt Junior

TACKLES	g	ua	a	total	tfl	sacks	int	pd	ff	fr	blk
2020 (CIN)	2	0	0	0	0-0	0-0	0	0	0	0	0
2021 (CIN)	4	2	0	2	1-2	0-0	0	1	0	0	0
2022 (CIN)	13	14	17	31	4.5-17	3-16	0	1	0	0	0
2023 (CIN)	11	4	9	13	1.5-14	1-13	0	1	0	0	0
2024	11	6	18	24	3-6	0-0	0	1	0	2	0
Total	42	26	44	70	10-39	4-29	0	3	0	2	0

#98 JACOB RICH KONGAIKA, Junior

TACKLES	g	ua	a	total	tfl	sacks	int	pd	ff	fr	blk
2022 (ARIZ)	9	3	5	8	0.5-0	0-0	0	0	0	0	0
2023 (ARIZ)	13	9	5	14	2-18	2-18	0	0	0	2	0
2024	9	4	5	9	5-22	3-20	0	0	0	2	0
Total	31	16	15	31	7-40	5-38	0	0	0	2	0

#99 CJ FITE, Sophomore

TACKLES	g	ua	a	total	tfl	sacks	int	pd	ff	fr	blk
2023	11	6	9	15	1.5-4	0-0	0	0	0	1	0
2024	12	16	11	27	3-18	2-16	0	0	0	1	0
Total	23	22	20	42	4.5-22	2-16	0	1	0	2	0

LINEBACKERS

#8 JORDAN CROOK, Junior

TACKLES	g	ua	a	total	tfl	sacks	int	pd	ff	fr	blk
2022 (ARK)	13	8	4	12	0.5	0	0	0	0	0	0
2023 (ARK)	12	8	20	28	1	1	0	0	1	0	0
2024	9	22	24	46	2-3	0-0	1	3	0	0	0
Totals:	34	38	48	86	3-3.5	1-0	1	3	1	0	0

#22 CALEB MCCULLOUGH, Redshirt Senior

TACKLES	g	ua	a	total	tfl	sacks	int	pd	ff	fr	blk
2020	2	0	3	3	0-0	0-0	1	1	0	0	0
2021	7	1	1	3	0-0	0-0	0	0	0	0	0
2022	10	3	0	3	0-0	0-0	0	0	0	0	0
2023	12	26	26	52	4.5-27	1-17	0	2	1	0	0
2024	12	35	33	68	5-9	0-0	2	3	0	0	0
Total	43	65	63	128	9.5-36	1-17	3	6	1	0	0

#24 TATE ROMNEY, Redshirt Freshman

TACKLES	gp	solo	ast	tot	tfl	sacks	int	pd	ff	fr	blk
2023	12	29	23	52	4-16	1-9	0	4	0	1	0
2024	9	0	0	0	0-0	0-0	0	0	0	0	0
Total	13	29	23	52	4-16	1-9	0	4	0	1	0

#30 ZYRUS FIASEU, Redshirt Junior

TACKLES	g	ua	a	total	tfl	sacks	int	pd	ff	fr	blk
2021 (SDSU)	2	0	0	0	0-0	0-0	0	0	0	0	0
2022 (SDSU)	13	9	15	24	0	0	0	5	0	0	0
2023 (SDSU)	12	31	35	66	0	0	0	3	3	0	0
2024	12	17	14	31	3-8	0-0	1	3	0	0	0
Total	39	57	64	121	3-8	0-0	1	8	3	0	0

#44 KEYSHAUN ELLIOTT, Junior

TACKLES	gp	ua	a	tot	tfl	sacks	int	pd	ff	fr	blk
2022 (NMSU)	12	16	11	27	0.5-1	0.0-0	0	0	0	1	0
2023 (NMSU)	15	59	52	111	10-34	2.5-15	0	6	1	1	0
2024	11	18	35	53	3.5-14	2-10	1	3	0	0	0
Total	39	93	98	191	14-49	4.5-25	1	9	1	2	0

#45 K'VION THUNDERBIRD, Redshirt Freshman

TACKLES	gp	ua	a	tot	tfl	sacks	int	pd	ff	fr	blk
2023	2	1	0	1	0-0	0-0	0	0	0	0	0
2024	8	2	2	4	1-6	1-6	0	0	0	0	0
Total	10	3	2	5	1-6	1-6	0	0	0	0	0

DEFENSIVE BACKS

#0 COLE MARTIN, Sophomore

TACKLES	g	ua	a	total	tfl	sacks	int	pd	ff	fr	blk
2023 (UO)	14	13	8	21	0-0	0-0	1	2	0	0	0
2024	2	4	0	4	0-0	0-0	0	1	0	0	0
Total	16	17	8	25	0-0	0-0	1	3	0	0	0

#1 KEITH ABNEY, Sophomore

TACKLES	g	ua	a	total	tfl	sacks	int	pd	ff	fr	blk
2023	8	1	1	2	0-0	0-0	1	1	0	0	0
2024	12	31	15	46	0-0	0-0	2	9	0	0	0
Total	20	32	16	48	0-0	0-0	3	10	0	0	0

#2 XAVION ALFORD, Redshirt Junior

TACKLES	g	ua	a	total	tfl	sacks	int	pd	ff	fr	blk
2020 (TEX)	4	4	0	4	0-0	0-0	0	0	0	0	0
2021 (USC)	11	27	4	31	0-0	0-0	3	6	0	0	0
2024	12	33	42	75	0-0	0-0	2	6	0	0	0
Total	27	64	46	110	0-0	0-0	5	12	0	0	0



#3 LATERRENCE WELCH, Junior

TACKLES	g	ua	a	total	tfl	sacks	int	pd	ff	fr	blk
2022 (LSU)	13	4	0	4	0	0	0	0	0	0	0
2023 (LSU)	9	4	5	9	0.5	0	0	1	0	0	0
2024	9	13	6	19	0-0	0-0	2	9	0	0	0
Total	31	21	11	32	0-0.5	0-0	2	10	0	0	0

#4 MYLES ROWSER, Junior

TACKLES	g	ua	a	total	tfl	sacks	int	pd	ff	fr	blk
2022 (CAMP)	9	29	8	37	1-3	0-0	1	3	0	0	0
2023 (NMSU)	15	43	27	70	0-0	0-0	1	3	1	0	0
2024	12	43	44	87	3.5-16	1-11	0	5	0	0	0
Total	36	115	79	194	4.5-19	1-11	2	11	1	0	0

#7 SHAMARI SIMMONS, Redshirt Senior

TACKLES	g	ua	a	total	tfl	sacks	int	pd	ff	fr	blk
2021 (AP)	11	32	18	50	0-0	0-0	4	14	1	1	0
2022 (AP)	11	38	25	63	2.5-5	0-0	3	7	0	1	0
2023	11	48	17	65	1.5-9	1-9	1	6	0	2	0
2024	12	33	32	65	6-16	0-0	1	4	2	0	0
Total	45	151	92	243	10-30	1-9	9	31	3	4	0

#9 MONTANA WARREN, Redshirt Freshman

TACKLES	g	ua	a	total	tfl	sacks	int	pd	ff	fr	blk
2023	1	0	1	1	0-0	0-0	0	0	0	0	0
2024	12	2	3	5	0-0	0-0	0	0	0	0	0
Total	13	2	4	6	0-0	0-0	0	0	0	0	0

#12 JAVAN ROBINSON, Redshirt Sophomore

TACKLES	g	ua	a	total	tfl	sacks	int	pd	ff	fr	blk
2022 (WSU)	3	9	0	12	1-2	0-0	0	0	0	0	0
2023 (WSU)	7	9	3	19	1.5-2	0-0	0	1	0	0	0
2024	12	22	9	31	1-9	0-0	2	5	0	1	0
Total	22	33	12	44	3.5-13	0-0	2	6	0	1	0

#20 KAMARI WILSON, Redshirt Sophomore

TACKLES	g	ua	a	total	tfl	sacks	int	pd	ff	fr	blk
2022 (UF)	13	19	20	39	1.5-3	0-0	0	1	1	0	0
2023 (UF)	3	0	1	1	0-0	0-0	0	0	0	0	0
2024	11	6	2	8	0-0	0-0	0	0	0	0	0
Total	27	25	23	48	1.5-3	0-0	0	1	1	0	0

SPECIALISTS

#29 PARKER LEWIS, Graduate

FGS	gp	made	att	long	pct	blkd
2020 (USC)	6	9	13	48	69.23	0
2021 (USC)	10	17	22	52	77.27	0
2024	12	1	3	47	33.33	0
Total	28	27	38	52	59.94	0

KICKOFFS	gp	att	yds	avg	tb	ob
2020 (USC)	6	38	2244	59.1	22	0
2021 (USC)	10	34	2164	63.6	27	5
2023 (OSU)	1	2	130	65.0	2	0
2024	12	68	4192	61.6	41	2
Total	29	142	8730	62.3	92	6

#30 IAN HERSHEY, Sophomore

FGS	gp	made	att	long	pct	blkd
2023	4	0	0	0	0.0	0
2024	7	7	12	47	58.33	1
Total	11	7	12	47	58.33	1

KICKOFFS	gp	att	yds	avg	tb	ob
2023	4	0	0	0	0	0
2024	7	2	69	34.5	0	0
Total	11	2	69	34.5	0	0

#31 KANYON FLOYD, Freshman

PUNTS	gp	att	yds	long	avg	tb	fc	l20	50+	blk
2024	12	35	1442	56	41.2	3	18	10	5	0
Total	12	35	1442	56	41.2	3	18	10	5	0



2024 OFFENSIVE STARTERS

Opponent	QB	RB	X	Z	F/TE	TE/WR	LT	LG	C	RG	RT
WYO	Leavitt	Skattebo	Guillory	Tyson	Stovall	Metayer	Atkins	Coleman	Fautanu	Briggs	Iheanachor
MSU	Leavitt	Skattebo	McLain	Tyson	Smith	Douglas	Atkins	Coleman	Fautanu	Briggs	Iheanachor
TXST	Leavitt	Skattebo	Guillory	Tyson	Stovall	Metayer	Atkins	Coleman	Fautanu	Briggs	Iheanachor
TTU	Leavitt	Skattebo	Guillory	Tyson	Stovall	Metayer	Atkins	Coleman	Fautanu	Briggs	Iheanachor
KU	Leavitt	Skattebo	Guillory	Tyson	Stovall	Metayer	Atkins	Coleman	Fautanu	Scott	Iheanachor
UTAH	Leavitt	Skattebo	Guillory	Tyson	Stovall	Metayer	Atkins	Coleman	Fautanu	Scott	Iheanachor
CIN	Sims	Skattebo	Ormeire	Tyson	Harpole	Metayer	Atkins	Coleman	Fautanu	Scott	Iheanachor
OSU	Leavitt	Skattebo	Ormeire	Tyson	Stovall	Metayer	Atkins	Coleman	Fautanu	Scott	Iheanachor
UCF	Leavitt	Brown	Guillory	Tyson	Stovall	Metayer	Atkins	Coleman	Fautanu	Scott	Iheanachor
KSU	Leavitt	Skattebo	Guillory	Tyson	Stovall	Metayer	Atkins	Coleman	Fautanu	Bohle	Iheanachor
BYU	Leavitt	Skattebo	Guillory	Tyson	Stovall	Metayer	Atkins	Coleman	Fautanu	Scott	Iheanachor
ARIZ	Leavitt	Skattebo	Guillory	Tyson	Stovall	Metayer	Atkins	Coleman	Fautanu	Scott	Iheanachor

2024 DEFENSIVE STARTERS

Opponent	E	E	DT	DT	LB	LB	NB	CB	CB	S	S
WYO	Smith	O'Neil	Fite	Clark	Elliott	Fiaseu	Simmons	Abney	Robinson	Alford	Rowser
MSU	Smith	O'Neil	Fite	Kongaika	Elliott	Fiaseu	Simmons	Abney	Robinson	Alford	Rowser
TXST	Smith	O'Neil	Fite	Clark	Elliott	Fiaseu	Simmons	Abney	Robinson	Alford	Rowser
TTU	Smith	O'Neil	Fite	Clark	Elliott	Crook	Simmons	Abney	Robinson	Alford	Rowser
KU	Smith	O'Neil	Fite	Clark	Elliott	Crook	Simmons	Abney	Robinson	Alford	Rowser
UTAH	Dorbah	O'Neil	Fite	Clark	McCullough	Crook	Simmons	Abney	Robinson	Alford	Rowser
CIN	Dorbah	Wodtly	Fite	Clark	Elliott	Crook	Simmons	Abney	Robinson	Alford	Rowser
OSU	Smith	Dorbah	Fite	Clark	Elliott	Crook	Simmons	Abney	Robinson	Alford	Rowser
UCF	Smith	Dorbah	Fite	Clark	McCullough	Crook	Simmons	Abney	Robinson	Alford	Rowser
KSU	Smith	Dorbah	Fite	Kongaika	McCullough	Crook	Simmons	Abney	Robinson	Alford	Rowser
BYU	Smith	Dorbah	Fite	Kongaika	Elliott	Crook	Simmons	Abney	Robinson	Alford	Rowser
ARIZ	Smith	Dorbah	Fite	Kongaika	McCullough	Crook	Simmons	Abney	Robinson	Alford	Rowser

2024 OFFENSIVE NUMBERS

SEASON HIGHS

Points Scored	49	at Arizona (11/30/24)
First Downs	28	vs. Kansas (10/5/24)
Total Plays	78	at Oklahoma State (11/2/24)
Total Offense	643	at Arizona (11/30/24)
Rushing Attempts	57	vs. Mississippi State (9/7/24)
Net Rushing Yards	364	vs. Mississippi State (9/7/24)
Rushing Touchdowns	3	6x, last at Arizona (11/30/24)
Passing Attempts	38	at Texas Tech (9/21/24)
Passes Completed	22	at Texas Tech (9/21/24)
Passing Yards	362	at Arizona (11/30/24)
Passing Touchdowns	4	2x, last at Arizona (11/30/24)
Interceptions Thrown	1	5x, last vs. BYU (11/23/24)
Fumbles	1	6x, last at Arizona (11/30/24)
Fumbles Lost	1	3x, last at Kansas State (11/16/24)
Turnovers Committed	2	vs. Kansas (10/5/24)
Sacks Allowed	3	at Texas State (9/12/24)
Penalties	9	2x, last vs. BYU (11/23/24)
Penalty Yards	85	vs. Mississippi State (9/7/24)
Time of Possession	40:13	vs. Mississippi State (9/7/24)

SEASON LOWS

Points Scored	14	at Cincinnati (10/19/24)
First Downs	15	vs Utah (10/11/24)
Total Plays	57	2x, last vs. UCF (11/9/24)
Total Offense	260	vs. UCF (11/9/24)
Rushing Attempts	30	at Texas Tech (9/21/24)
Net Rushing Yards	94	at Texas Tech (9/21/24)
Rushing Touchdowns	0	2x, last at Kansas State (11/16/24)
Passing Attempts	20	2x, last vs Utah (10/9/24)
Passes Completed	10	vs. Mississippi State (9/7/24)
Passing Yards	69	vs. Mississippi State (9/7/24)
Passing Touchdowns	0	3x, last at Cincinnati (10/19/24)
Interceptions Thrown	0	7x, last at Arizona (11/30/24)
Fumbles	0	6x, last vs. UCF (11/9/24)
Fumbles Lost	0	8x, last at Arizona (11/30/24)
Turnovers Committed	0	5x, last at Arizona (11/30/24)
Sacks Allowed	0	2x, last vs. BYU (11/23/24)
Penalties	2	at Cincinnati (10/19/24)
Penalty Yards	20	at Cincinnati (10/19/24)
Time of Possession	25:20	at Cincinnati (10/19/24)

2024 DEFENSIVE NUMBERS

SEASON HIGHS

Points Allowed	31	2x, last vs. UCF (11/9/24)
First Downs Allowed	27	vs. BYU (11/23/24)
Total Plays	83	at Texas Tech (9/21/24)
Total Offense Allowed	440	vs. BYU (11/23/24)
Rushing Attempts	39	at Texas Tech (9/21/24)
Net Rushing Yards Allowed	191	at Cincinnati (10/19/24)
Rushing Touchdowns Allowed	4	vs. UCF (11/9/24)
Passing Attempts	44	2x, last at Texas Tech (9/21/24)
Passes Completed	29	at Texas State (9/12/24)
Passing Yards Allowed	346	vs. BYU (11/23/24)
Passing Touchdowns Allowed	4	at Texas State (9/12/24)
Passes ASU Intercepted	3	vs Utah (10/9/24)
Fumbles Forced	3	at Texas State (9/12/24)
Fumbles Lost by Opponent	2	at Texas State (9/12/24)
Turnovers Forced	3	3x, last at Kansas State (11/16/24)
Sacks Recorded	4	vs. Mississippi State (9/7/24)
Penalties on Opp.	9	2x, last vs. UCF (11/9/24)
Penalty Yards on Opp.	94	at Texas Tech (9/21/24)
Time of Possession	34:40	at Cincinnati (10/19/24)

SEASON LOWS

Points Allowed	7	2x, last at Arizona (11/30/24)
First Downs Allowed	8	vs. Wyoming (8/31/24)
Total Plays	52	vs. Wyoming (8/31/24)
Total Offense Allowed	118	vs. Wyoming (8/31/24)
Rushing Attempts	23	vs. BYU (11/23/24)
Net Rushing Yards Allowed	24	vs. Mississippi State (9/7/24)
Rushing Touchdowns Allowed	0	3x, last at Arizona (11/30/24)
Passing Attempts	20	vs. Wyoming (8/31/24)
Passes Completed	10	vs. Wyoming (8/31/24)
Passing Yards Allowed	78	vs. Wyoming (8/31/24)
Passing Touchdowns Allowed	0	4x, last at Kansas State (11/16/24)
Passes ASU Intercepted	0	3x, last vs. Kansas (10/5/24)
Fumbles Forced	0	6x, last at Arizona (11/30/24)
Fumbles Lost by Opponent	0	8x, last at Arizona (11/30/24)
Turnovers Forced	0	2x, last vs. Kansas (10/5/24)
Sacks Recorded	0	Kansas State (11/16/24)
Penalties on Opp.	1	at Oklahoma State (11/2/24)
Penalty Yards on Opp.	10	2x, last at Arizona (11/30/24)
Time of Possession	19:47	vs. Mississippi State (9/7/24)



2024 ASU TEAM STATS

ARIZONA STATE SCORING BY QUARTER

Opponent	1	2	3	4	OT	TOT
WYO	17	10	21	0		48
MSU	10	17	3	0		30
TXST	7	14	7	3		31
TTU	0	10	6	6		22
KU	7	7	0	21		35
UTAH	6	7	7	7		27
CIN	7	0	7	0		14
OSU	7	14	7	14		42
UCF	7	14	7	7		35
KSU	7	14	3	0		24
BYU	7	14	7	0		28
ARIZ	14	21	0	14		49
TOTAL	96	142	75	72		385

OPPONENTS SCORING BY QUARTER

Opponent	1	2	3	4	OT	TOT
WYO	0	0	0	7		7
MSU	0	3	7	13		23
TXST	7	14	7	0		28
TTU	14	3	7	6		30
KU	7	7	3	14		31
UTAH	6	3	7	3		19
CIN	10	14	0	0		24
OSU	0	14	0	7		21
UCF	7	10	7	7		31
KSU	0	0	6	8		14
BYU	0	3	14	6		23
ARIZ	0	0	7	0		7
TOTAL	51	71	65	71		258

POINTS OFF TAKEAWAYS

Opponent	Turnovers Forced by Arizona State									Turnovers Forced by Opponent									TO Margin
	FR	INT	TOT	TD	FG	TOT	PTS	Cv%		FR	INT	TOT	TD	FG	TOT	PTS	Cv%		
WYO	1	2	3	2	1	3	17	100.0		0	0	0	0	0	0	0	0.0		+3
MSU	1	0	1	1	0	1	7	100.0		0	0	0	0	0	0	0	0.0		+1
TXST	2	1	3	0	1	1	3	33.3		0	1	1	0	0	0	0	0.0		+2
TTU	0	0	0	0	0	0	0	0.0		0	1	1	1	0	1	7	100.0		-1
KU	0	0	0	0	0	0	0	0.0		1	1	2	0	0	0	0	0.0		-2
UTAH	0	3	3	0	0	0	0	0.0		0	1	1	0	1	1	3	100.0		+2
CIN	0	1	1	0	0	0	0	0.0		1	0	1	1	0	1	7	100.0		-
OSU	0	1	1	0	0	0	0	0.0		0	0	0	0	0	0	0	0.0		+1
UCF	0	1	1	1	0	1	7	100.0		0	0	0	0	0	0	0	0.0		+1
KSU	1	2	3	2	0	2	14	66.6		1	0	1	1	0	1	7	100.0		+2
BYU	0	2	2	0	0	0	0	0.0		0	1	1	0	0	0	0	0.0		+1
ARIZ	0	1	1	0	0	0	0	0.0		0	0	0	0	0	0	0	0.0		+1
Total	5	14	19	6	2	8	48	42.1		3	5	8	3	1	4	24	50.0		+11

ARIZONA STATE IN THE RED ZONE

Opponent	Times in RZ	TD	Run/Pass	TD Pct.	FG	Score Pct.
WYO	5	2	2/0	40.0	2	80.0
MSU	4	2	2/0	50.0	1	75.0*
TXST	5	3	3/0	60.0	1	80.0*
TTU	5	3	3/0	60.0	1	80.0
KU	5	3	1/2	60.0	0	60.0
UTAH	1	1	1/0	100.0	0	100.0
CIN	2	2	2/0	100.0	0	100.0
OSU	3	3	3/0	100.0	0	100.0
UCF	4	3	0/3	75.0	0	75.0
KSU	2	2	0/2	100.0	0	100.0
BYU	5	2	2/0	40.0	0	40.0*
ARIZ	5	4	3/1	80.0	0	80.0
TOTAL	46	28	22/8	60.9	5	71.7

*-Indicates one of the "Failed" red zone attempts came by way of ASU running out the clock in the waning seconds of the game in the opponent red zone

OPPONENTS IN THE RED ZONE

Opponent	Times in RZ	TD	Run/Pass	TD Pct.	FG	Score Pct.
WYO	1	1	0/1	100.0	0	100.0
MSU	3	2	1/1	66.7	1	100.0
TXST	3	3	0/3	100.0	0	100.0
TTU	4	3	1/2	75.0	1	100.0
KU	1	0	0/0	0.0	1	100.0
UTAH	4	1	1/0	25.0	2	75.0
CIN	3	2	2/0	66.7	0	66.7
OSU	3	3	2/1	100.0	0	100.0
UCF	4	4	4/0	100.0	0	100.0
KSU	5	2	2/0	40.0	0	40.0
BYU	2	2	2/0	100.0	0	100.0
ARIZ	0	0	0/0	0.0	0	0.0
TOTAL	33	23	15/8	69.7	5	84.8



GAME-BY-GAME STATS

2024 OFFENSIVE STATISTICS FOR ARIZONA STATE

Opponent	1st Downs T-R-P-PN	3rd Down Cnv-Att	Pct.	4th Down Cnv-Att	Pct.	Total Off. Plays	Yds	Net Rush Att	Yds	Passing Cmp-Att-TD-INT	Yds	Sacks by #-Yds	Penalty #-Yds	Fumbles #-Lost	Time of Poss.
WYO	27-13-12-2	8-15	53.3	1-1	100.0	71	499	49	241	14-22-2-0	258	3-25	4-30	0-0	37:04
MSU	26-23-3-0	5-15	33.3	3-3	100.0	77	415	57	346	10-20-0-0	69	4-29	9-85	0-0	40:13
TXST	20-6-11-3	7-16	43.8	1-2*	50.0	72	347	42	101	19-30-1-1	246	2-8	8-34	1-0	30:16
TTU	22-5-13-4	5-14	35.7	0-3	0.0	68	376	30	94	22-38-0-1	282	2-19	8-69	0-0	25:49
KU	28-18-7-3	6-10	60.0	1-1	100.0	70	481	45	309	15-25-4-1	172	1-12	8-70	1-1	29:19
UTAH	15-8-7-0	5-13	38.5	2-3	66.6	57	343	37	176	12-20-1-1	167	2-13	6-37	0-0	27:31
CIN	18-9-7-2	4-12	33.3	0-2	0.0	63	346	40	191	12-23-0-0	155	1-9	2-20	1-1	25:20
OSU	26-13-13-0	10-16	62.5	2-2	100.0	78	529	49	225	20-29-3-0	304	0-0	4-35	0-0	38:31
UCF	18-6-9-3	6-12	50.0	0-2	0.0	57	260	32	99	16-25-3-0	161	3-19	5-41	0-0	28:40
KSU	23-7-14-2	9-15	60.0	0-0	0.0	72	398	38	123	21-34-3-0	275	0-0	8-65	1-1	36:36
BYU	22-12-8-2	7-13	53.8	2-5	40.0	69	401	44	154	16-25-1-1	247	1-5	9-76	1-0	35:05
ARIZ	24-10-14-0	3-9	33.3	2-3	66.6	65	643	40	281	19-25-4-0	362	2-16	6-75	1-0	33:57
Total	269-130-118-21	76-160	47.5	14-27	51.9	819	4640	503	2340	196-316-22-5	2698	21-155	77-637	6-3	388:21

*Failed conversion attempt came as ASU took a knee in opponent red zone to end the game

2024 OFFENSIVE STATISTICS FOR OPPONENTS

Opponent	1st Downs T-R-P-PN	3rd Down Cnv-Att	Pct.	4th Down Cnv-Att	Pct.	Total Off. Plays	Yds	Net Rush Att	Yds	Passing Cmp-Att-TD-INT	Yds	Sacks by #-Yds	Penalty #-Yds	Fumbles #-Lost	Time of Poss.
WYO	8-5-2-1	3-13	23.1	1-1	100.0	52	118	32	40	10-20-1-2	78	2-14	7-65	2-1	22:56
MSU	18-4-12-2	3-11	27.3	1-2	50.0	55	292	24	27	18-28-2-0	268	1-4	3-35	2-1	19:47
TXST	21-8-13-0	8-17	47.1	2-4	50.0	75	400	31	132	29-44-4-1	268	3-33	8-69	3-2	29:44
TTU	24-7-13-4	8-19	42.1	0-0	0.0	83	334	39	133	24-44-2-0	201	1-3	9-94	0-0	34:11
KU	23-8-12-3	7-13	53.8	0-0	0.0	64	411	33	151	18-31-2-0	260	0-0	6-55	0-0	30:41
UTAH	22-9-11-2	7-15	46.7	0-1	0.0	70	349	33	140	16-37-0-3	209	1-5	5-45	0-0	32:29
CIN	23-10-12-1	3-12	25.0	1-2	50.0	69	397	38	191	23-31-0-1	206	2-14	4-55	1-0	34:40
OSU	16-5-11-0	3-11	27.3	2-3	66.7	56	270	24	84	18-32-1-1	186	2-17	1-10	0-0	21:29
UCF	26-11-13-2	6-13	46.2	2-3	66.7	71	406	37	177	24-34-0-1	229	2-18	9-80	0-0	31:20
KSU	21-5-14-2	7-13	53.8	1-3	33.3	65	412	25	154	24-40-0-2	258	1-5	5-43	1-1	23:24
BYU	26-6-17-3	7-10	70.0	0-1	0.0	61	391	23	94	22-38-1-2	297	0-0	5-40	0-0	24:55
ARIZ	15-4-8-3	6-15	40.0	0-1	0.0	58	210	27	84	14-31-1-1	126	2-15	2-10	0-0	26:03
Total	243-82-138-23	68-160	42.5	10-21	47.6	779	3990	369	1498	240-410-14-14	2586	17-128	64-558	9-5	331:39

2024 GAME-BY-GAME KICKING - ARIZONA STATE

Opponent	Field Goals Kicking Series	Md-Att	Pct.	PAT Md-Att	Pct.	Kickoffs #	Yds	TB	Avg	Punts #	Yds	Avg	Lng	In20
WYO	29,24,38,43	2-4	50.0	6-6	100.0	10	547	6	60.8	2	92	46.0	51	0
MSU	27,47,46	3-3	100.0	3-3	100.0	7	455	7	65.0	3	119	39.7	46	0
TXST	51,22	1-2	50.0	4-4	100.0	6	362	4	60.3	5	217	43.4	56	2
TTU	34	1-1	100.0	1-2	50.0	4	241	0	60.2	3	130	43.3	51	0
KU	38	0-1	0.0	5-5	100.0	6	329	3	54.8	2	95	47.5	49	2
UTAH		0-0	0.0	3-4	75.0	5	324	4	64.8	3	106	35.3	38	0
CIN	48,41	0-2	0.0	2-2	100.0	3	195	3	65.0	4	170	42.5	56	3
OSU	47	0-1	0.0	6-6	100.0	7	426	3	60.9	3	121	40.3	48	0
UCF		0-0	0.0	5-5	100.0	6	354	3	59.0	4	161	40.3	45	0
KSU	47	1-1	100.0	3-3	100.0	5	287	2	57.4	4	166	41.5	45	2
BYU		0-0	0.0	4-4	100.0	4	248	1	62.0	1	28	28.0	28	1
ARIZ	21	0-1	0.0	7-7	100.0	8	493	5	61.6	1	37	37.0	37	1
TOTAL		8-16	50.0	49-51	96.1	71	4261	42	60.0	35	1442	40.9	56	11

2024 GAME-BY-GAME KICKING - OPPONENTS

Opponent	Field Goals Kicking Series	Md-Att	Pct.	PAT Md-Att	Pct.	Kickoffs #	Yds	TB	Avg	Punts #	Yds	Avg	Lng	In20
WYO		0-0	0.0	1-1	100.0	2	121	1	60.5	8	376	47.0	59	1
MSU	32	1-1	100.0	2-3	66.7	5	325	4	65.0	3	138	46.0	51	0
TXST		0-0	0.0	4-4	100.0	5	325	4	65.0	4	151	37.8	52	1
TTU	30,40,39	3-3	100.0	3-3	100.0	7	432	5	61.7	5	210	42.0	49	1
KU	20	1-1	100.0	4-4	100.0	6	390	6	65.0	5	163	40.4	52	1
UTAH	48,40,29,46	4-4	100.0	1-1	100.0	6	380	2	63.3	1	46	46.0	46	0
CIN	46,42	1-2	50.0	3-3	100.0	5	325	4	65.0	4	162	40.5	43	0
OSU		0-0	0.0	3-3	100.0	4	239	2	59.8	5	194	38.8	44	3
UCF	45,57,46	1-3	33.3	4-4	100.0	6	390	4	65.0	2	48	24.0	48	1
KSU	36	0-1	0.0	0-0	0.0	3	195	3	65.0	2	99	49.5	55	1
BYU	49	1-1	100.0	0-0	0.0	5	325	5	65.0	1	41	41.0	41	1
ARIZ	55	0-1	0.0	1-1	100.0	2	130	5	65.0	6	266	44.3	58	2
TOTAL		12-17	70.6	26-27	96.3	56	3577	45	63.9	45	1894	41.9	59	12

FG missed, b - blocked



2024 SCORING DRIVES

Date	Opponent	Plays	Yards	Time	Quarter	Score
8/31	WYO	7	30	3:42	1	Hershey 29 yd FG
		10	72	5:00	1	Brooks 8 yd rush (Hershey kick)
		7	43	3:14	2	Skattebo 3 yd rush (Hershey kick)
		8	52	3:23	2	Hershey 24 yd FG
		9	75	3:57	3	Metayer 25 yd pass from Leavitt (Hershey kick)
		3	67	1:46	3	Ky. Brown 68 yd pass from Leavitt (Hershey kick)
9/7	MSU	10	79	4:11	1	Leavitt 17 yd rush (Hershey kick)
		12	60	6:17	1	Hershey 27 yd FG
		9	45	3:43	2	Hershey 47 yd FG
		11	68	5:00	2	Leavitt 1 yd rush (Hershey kick)
		14	46	8:27	3	Hershey 46 yd FG
9/12	TXST	10	69	4:46	1	Skattebo 1 yd rush (Hershey kick)
		4	75	1:30	2	Tyson 52 yd pass from Leavitt (Hershey kick)
		11	57	2:32	2	Leavitt 7 yd rush (Hershey kick)
		7	75	2:01	3	Skattebo 2 yd rush (Hershey kick)
		5	18	2:35	4	Hershey 22 yd FG
9/21	TTU	8	31	2:40	2	Hershey 34 yd FG
		9	79	4:01	2	Leavitt 1 yd rush (Hershey kick)
		3	80	1:09	3	Skattebo 3 yd rush (Hershey kick blocked)
		10	67	2:13	4	Skattebo 3 yd rush (2 pt conversion failed)
9/21	KU	7	75	3:12	1	Guillory 28 yd pass from Leavitt (Hershey kick)
		4	58	0:52	2	Metayer 20 yd pass from Leavitt (Kieffer kick)
		10	48	5:21	4	Skattebo 1 yd rush (Kieffer kick)
		10	75	4:30	4	Tyson 31 yd pass from Leavitt (Kieffer kick)
		7	75	1:48	4	Tyson 3 yd pass from Leavitt (Kieffer kick)
10/11	UTAH	11	81	5:05	1	Tyson 26 yd pass from Leavitt (Kieffer kick missed)
		13	72	7:27	2	Sims 2 yd rush (Hershey kick)
		4	75	1:47	3	Skattebo 50 yd rush (Hershey kick)
		5	75	3:01	4	Skattebo 47 yd rush (Hershey kick)
10/19	CIN	6	66	3:06	1	Skattebo 2 yd rush (Hershey kick)
		8	74	4:23	3	Skattebo 1 yd rush (Hershey kick)
11/2	OSU	8	75	3:39	1	Tyson 22 yd pass from Leavitt (Lewis kick)
		7	75	3:30	2	Skattebo 50 yd pass from Leavitt (Lewis kick)
		13	75	5:06	2	Skattebo 1 yd rush (Lewis kick)
		8	61	3:04	3	Brown 7 yd rush (Lewis kick)
		9	88	4:16	4	Skattebo 36 yd pass from Leavitt (Lewis kick)
		7	49	2:53	4	Brown 1 yd rush (Lewis kick)
11/9	UCF	9	75	4:00	2	Metayer 4 yd pass from Leavitt (Lewis kick)
		8	75	4:20	3	Tyson 9 yd pass from Leavitt (Lewis kick)
		9	71	4:38	4	Tyson 13 yd pass from Leavitt (Lewis kick)
11/16	KSU	6	49	2:58	1	Tyson 11 yd pass from Leavitt (Lewis kick)
		11	67	6:31	2	Tyson 30 yd pass from Leavitt (Lewis kick)
		7	61	2:49	2	Metayer 16 yd pass from Leavitt (Lewis kick)
		7	46	4:00	3	Lewis 47 yd FG
11/23	BYU	10	54	4:48	1	Skattebo 3 yd rush (Lewis kick)
		12	95	6:50	2	Skattebo 4 yd rush (Lewis kick)
		6	50	2:36	2	Skattebo 23 yd rush (Lewis kick)
		2	75	0:43	3	Guillory 61 yd pass from Leavitt (Lewis kick)
11/30	ARIZ	9	75	5:28	1	Skattebo 2 yd rush (Lewis kick)
		5	73	2:17	1	Skattebo 2 yd rush (Lewis kick)
		6	80	3:08	2	Tyson 13 yd pass from Leavitt (Lewis kick)
		11	63	3:08	2	Skattebo 3 yd rush (Lewis kick)
		5	70	0:46	2	Metayer 22 yd pass from Leavitt (Lewis kick)
		9	81	4:33	4	Guillory 31 yd pass from Leavitt (Lewis kick)
		3	75	1:33	4	Eusebio 64 yd pass from Bourguet (Kieffer kick)

DRIVES BY THE NUMBERS

BY NUMBER OF PLAYS

1-4 plays	7
5-9 plays	31
10-14 plays	17
15+ plays	0

BY YARDS

0-19 yards	1
20-29 yards	0
30-39 yards	2
40-49 yards	7
50-59 yards	5
60-69 yards	10
70-79 yards	24
80-89 yards	5
90+ yards	1

BY LENGTH (TIME)

0:01-0:29	0
0:30-0:59	3
1:00-1:59	6
2:00-2:59	10
3:00-3:59	12
4:00-4:59	12
5:00-5:59	6
6:00-6:59	4
7:00+	2

SHORTEST DRIVES (PLAYS)

2	vs. BYU (2-75)
3	vs. WYO (3-67)
3	at TTU (3-80)
3	at ARIZ (3-75)
4	at TXST (4-75)
4	vs. KU (4-58)
4	vs. UU (4-75)
5	4 times

SHORTEST DRIVES (TIME)

0:43	vs. BYU (2-75)
0:46	at ARIZ (5-70)
0:52	vs. KU (4-58)
1:09	at TTU (3-80)
1:30	at TXST (4-75)
1:33	at ARIZ (3-75)
1:46	vs. WYO (3-67)
1:47	vs. UU (4-75)
1:48	vs. KU (7-75)

LONGEST DRIVES (TIME)

8:27	vs. MSU (14-46)*
7:27	vs. UU (13-72)
6:50	vs. BYU (12-95)
6:31	at KSU (11-67)
6:17	vs. MSU (12-60)*
6:00	at ARIZ (11-63)
5:28	at ARIZ (9-75)

LONGEST DRIVES (PLAYS)

14	vs. MSU (14-46)*
13	at OSU (13-75)
13	vs. UU (13-72)
12	vs. MSU (12-60)*
12	vs. BYU (12-95)
11	5 times

FEWEST YARDS

18	at TXST (5-18)*
30	vs. WYO (7-30)*
31	at TTU (8-31)*
43	vs. WYO (7-43)
45	vs. MSU (9-45)*
46	vs. MSU (14-46)*
49	at OSU (7-49)
49	at KSU (6-49)

MOST YARDS

95	vs. BYU (12-95)
88	at OSU (9-88)
81	vs. UU (11-81)
81	at ARIZ (9-81)
80	at TTU (3-80)
80	at ARIZ (6-80)
79	vs. MSU (10-79)
79	at TTU (9-79)
75	16 times

*-Field Goal



INDIVIDUAL STATISTICS

RUSHING

#4 CAM SKATTEBO (RB)

OPP	RUSH	YDS	AVG	LNG	TD
WYO	11	49	4.5	9	1
MSU	33	262	7.9	39	0
TXST	24	62	2.6	13	2
TTU	17	60	3.3	9	2
KU	25	182	7.3	39	1
UTAH	22	158	7.2	50	2
CIN	17	75	4.4	16	2
OSU	23	153	6.7	29	1
UCF	-	-	-	-	-
KSU	25	73	2.9	11	0
BYU	28	147	5.3	23	3
ARIZ	21	177	8.4	34	3
TOTAL	247	1398	5.7	50	17

#25 DECARLOS BROOKS (RB)

OPP	RUSH	YDS	AVG	LNG	TD
WYO	6	47	7.8	15	1
MSU	8	24	3.0	5	0
TXST	-	-	-	-	-
TTU	-	-	-	-	-
KU	1	8	8.0	8	0
UTAH	3	15	5.0	8	0
CIN	6	22	3.7	13	0
OSU	2	5	2.5	0	0
UCF	3	4	1.3	2	0
KSU	-	-	-	-	-
BYU	-	-	-	-	-
ARIZ	3	11	3.7	6	0
TOTAL	32	136	4.3	15	1

#2 KYSON BROWN (RB)

OPP	RUSH	YDS	AVG	LNG	TD
WYO	6	25	4.2	16	0
MSU	2	5	2.5	3	0
TXST	-	-	-	-	-
TTU	3	9	3.0	4	0
KU	0	0	0	0	0
UTAH	-	-	-	-	-
CIN	3	41	13.7	29	0
OSU	15	63	4.2	16	2
UCF	18	73	4.1	14	0
KSU	6	12	2.0	7	0
BYU	5	10	2.0	6	0
ARIZ	8	100	12.5	38	0
TOTAL	66	338	5.1	38	2

#10 SAM LEAVITT (QB)

OPP	RUSH	YDS	AVG	LNG	TD
WYO	8	47	5.9	21	0
MSU	11	68	6.2	17	2
TXST	11	40	3.6	40	1
TTU	9	25	2.8	11	1
KU	10	77	7.7	16	0
UTAH	6	22	3.7	10	0
CIN	-	-	-	-	-
OSU	7	5	0.7	8	0
UCF	11	22	2.0	8	0
KSU	5	42	8.4	26	0
BYU	8	8	1.0	16	0
ARIZ	4	-6	-1.5	7	0
TOTAL	90	350	3.9	40	4

PASSING

#10 SAM LEAVITT (QB)

OPP	COMP	ATT	CMP%	YDS	LNG	TD	INT	EFFIC
WYO	14	22	63.6	258	68	2	0	192.1
MSU	10	20	50.0	69	21	0	0	79.0
TXST	19	30	63.3	246	52	1	1	136.5
TTU	22	38	57.9	282	66	0	1	115.0
KU	14	24	58.3	157	31	4	1	135.8
UTAH	11	18	61.1	154	27	1	1	140.2
CIN	-	-	-	-	-	-	-	-
OSU	20	29	69.0	304	50	3	0	191.2
UCF	16	25	64.0	161	29	3	0	157.7
KSU	21	34	61.8	275	41	3	0	158.8
BYU	16	25	64.0	247	61	1	1	152.2
ARIZ	17	22	77.3	291	59	3	0	233.4
TOTAL	180	287	62.7	2444	68	21	5	154.9



INDIVIDUAL STATISTICS

RECEIVING

#0 JORDYN TYSON (WR)

OPP	REC	YDS	AVG	LNG	TD
WYO	4	49	12.2	20	0
MSU	2	7	3.5	7	0
TXST	6	120	20.0	52	1
TTU	2	33	16.5	27	0
KU	6	76	12.7	31	2
UTAH	5	84	16.8	26	1
CIN	6	108	18.0	42	0
OSU	8	81	26.6	22	1
UCF	7	99	14.1	29	2
KSU	12	176	14.7	41	2
BYU	9	125	13.9	54	0
ARIZ	8	143	17.9	59	1
TOTAL	75	1101	14.7	59	10

#1 XAVIER GUILLORY (WR)

OPP	REC	YDS	AVG	LNG	TD
WYO	1	12	12.0	12	0
MSU	2	14	7.0	13	0
TXST	1	14	14.0	14	0
TTU	6	74	12.3	19	0
KU	1	28	28.0	28	1
UTAH	1	27	27.0	27	0
CIN	-	-	-	-	-
OSU	-	-	-	-	-
UCF	1	9	9.0	9	0
KSU	1	11	11.0	11	0
BYU	1	61	61.0	61	1
ARIZ	2	41	20.5	31	1
TOTAL	17	291	17.1	61	3

#5 MELQUAN STOVALL (WR)

OPP	REC	YDS	AVG	LNG	TD
WYO	1	28	28.0	28	0
MSU	1	9	9.0	9	0
TXST	2	15	7.5	14	0
TTU	2	13	6.5	10	0
KU	-	-	-	-	-
UTAH	-	-	-	-	-
CIN	-	-	-	-	-
OSU	1	14	4.6	14	0
UCF	1	12	3.3	12	0
KSU	1	11	11.0	11	0
BYU	1	1	1.0	1	0
ARIZ	3	35	11.7	23	0
TOTAL	13	162	12.5	28	0

#7 CHAMON METAYER (TE)

OPP	REC	YDS	AVG	LNG	TD
WYO	2	32	16.0	25	1
MSU	1	1	1.0	1	0
TXST	5	57	11.4	24	0
TTU	3	22	7.3	8	0
KU	1	20	20.0	20	1
UTAH	1	8	8.0	8	0
CIN	1	6	6.0	6	0
OSU	5	53	17.4	29	0
UCF	3	10	3.3	4	1
KSU	2	19	9.5	16	1
BYU	-	-	-	-	-
ARIZ	2	33	16.5	22	1
TOTAL	28	285	10.2	59	5

#8 JAKE SMITH (WR)

OPP	REC	YDS	AVG	LNG	TD
WYO	3	47	15.7	21	0
MSU	-	-	-	-	-
TXST	-	-	-	-	-
TTU	-	-	-	-	-
KU	1	4	4.0	4	0
UTAH	-	-	-	-	-
CIN	-	-	-	-	-
OSU	1	30	9.9	30	0
UCF	1	10	10.0	10	0
KSU	-	-	-	-	-
BYU	-	-	-	-	-
ARIZ	-	-	-	-	-
TOTAL	6	91	15.2	30	0

#9 TROY OMEIRE (WR)

OPP	REC	YDS	AVG	LNG	TD
WYO	-	-	-	-	-
MSU	-	-	-	-	-
TXST	-	-	-	-	-
TTU	-	-	-	-	-
KU	1	6	6.0	6	0
UTAH	-	-	-	-	-
CIN	-	-	-	-	-
OSU	1	5	1.6	5	0
UCF	-	-	-	-	-
KSU	-	-	-	-	-
BYU	-	-	-	-	-
ARIZ	-	-	-	-	-
TOTAL	3	19	6.3	8	0

#4 CAM SKATTEBO (RB)

OPP	REC	YDS	AVG	LNG	TD
WYO	1	17	17.0	17	0
MSU	3	35	11.7	21	0
TXST	3	21	7.0	8	0
TTU	6	117	19.5	66	0
KU	2	19	9.5	13	0
UTAH	4	41	10.3	21	0
CIN	4	33	8.3	20	0
OSU	4	121	39.8	50	2
UCF	-	-	-	-	-
KSU	4	44	11.0	16	0
BYU	2	12	4.0	9	0
ARIZ	1	8	8.0	8	0
TOTAL	35	468	13.4	66	2

#2 KYSON BROWN (RB)

OPP	REC	YDS	AVG	LNG	TD
WYO	2	73	36.5	68	1
MSU	-	-	-	-	-
TXST	-	-	-	-	-
TTU	3	23	7.7	13	0
KU	-	-	-	-	-
UTAH	-	-	-	-	-
CIN	-	-	-	-	-
OSU	-	-	-	-	-
UCF	3	21	7.0	29	0
KSU	1	14	14.0	14	0
BYU	-	-	-	-	-
ARIZ	1	31	31.0	31	0
TOTAL	10	162	16.2	68	1