

ASU 2019-2020 SCHEDULE

Date Opp. (TV/Radio).....FINAL/TIP

11/9 Colorado (ESPN2)..... L, 71-81

AIR FORCE RESERVE TIP-OFF/TEMPE

11/14 CCSU (P12/92.3 FM)..... W, 90-49

11/17 Rider (P12/620 AM)..... W, 92-55

AIR FORCE RESERVE TIP-OFF/CONN

11/23 St. John's (ESPN3/620 AM) W, 80-67

11/24 #7 UVA (ESPN/620 AM) L, 45-48

11/26 @Princeton (ESPN+/620).... W, 67-65

12/3 @San Fran (CBSSN/98.7).... W, 71-67

12/7 Louisiana (P12/620 AM)..... W, 77-65

12/11 Prairie View (P12/620 AM) .. W, 88-79

12/14 Georgia (P12/620 AM) W, 79-59

12/18 St. Mary's (PHX) (P12/98.7) . L, 56-96

12/21 Creighton (P12/620 AM) L, 60-67

12/28 TX-South. (P12/98.7 FM)..... W, 98-81

1/4 @#25 Arizona (P12/98.7 FM)L, 47-75

1/9 @Oregon St. (ESPN/98.7) W, 82-76

1/11 @#9 Oregon (P12/98.7 FM) . L, 69-78

1/16 #20 Colorado (ESPN2/98.7) L, 61-68

1/18 Utah (P12/620 AM)..... W, 83-64

1/25 #22 Arizona (P12/98.7 FM) . W, 66-65

1/29 @WSU(ESPNU/98.7 FM) L, 65-67

2/1 @Wash. (P12/98.7 FM)..... W, 87-84

2/6 UCLA (ESPN2/98.7 FM) W, 84-66

2/8 USC (FS1/620 AM)..... W, 66-64

2/13 @Stan (ESPN2/98.7 FM)..... W, 74-69

2/16 @Cal (ESPNU/98.7 FM) W, 80-75

2/20 Oregon (ESPN2)..... 7

2/22 Oregon St. (ESPN2/U)..... 6

2/27 @UCLA (P12) 8 PT

2/29 @USC (ESPN2/U)..... 5 PT

3/5 Washington (ESPN2/U)..... 7

3/7 Washington State (P12) 4:30

3/11 Pac-12 Tournament..... Las Vegas

TURNED IT AROUND FAST

Buffalo was 285-369 (.436) in 22 seasons after going Division I (1991-2013). The Bulls were 42-20 (.677) in Coach Hurley's two seasons. He is 132-86 in seven years as a head coach and 90-66 at ASU.

FINAL FOUR TRIVIA: Coach Hurley is one of four current head coaches who won a Final Four MOP. Juan Dixon (2002), Danny Manning (1988) and Patrick Ewing (1984) are the others.

SUN DEVIL

M E N ' S B A S K E T B A L L

@SUNDEVILHOOPS (17-8; 8-4) ON 5-GAME WIN STREAK WITH OREGON SCHOOLS ARRIVING

Thur., Feb. 20 - #14 Oregon

7 p.m./ESPN

Verge 20.2 PPG in ASU 5-game win streak

Sat., Feb. 22 - Oregon State

6 p.m./ESPNU

Remy averaging 21.3 in league games

The Arizona State Sun Devil men's hoops team (17-8; 8-4) -- coming off back-to-back NCAA Tournaments for the first time since 1980-81 and the only Pac-12 team to make the NCAAs the past two seasons -- puts its five-game win streak on the line Thursday against the No. 14 Oregon Ducks with Dave Pasch and Bill Walton on the ESPN call at 7 p.m. Prior to its past two NCAA appearances under Bobby Hurley, ASU had made the NCAA Tournament three times in previous 22 seasons (1996-2017), but the Sun Devils are making a run at a third straight for the first time since the early 1960s as it has won seven of its past eight. ASU is on a five-game Pac-12 win streak for the first time since Feb. 5-22, 2009, when James Harden was on his way to earning Pac-10 Player of the Year honors in a 25-10 season. Remy Martin enters play this week as the league's top scorer in overall games (19.56), league tilts (21.33) and has the most 20-point games (16).

DUDE IS EN FUEGO: The Pac-12 has a Sixth Man of the Year Award, and Alonzo Verge Jr. has put himself in discussions. After averaging 6.2 ppg., going 1-of-9 from the three-point stripe and shooting 11-of-45 (.244) from the field in his first five Pac-12 games, Verge has been on fire recently, as after that five-game span he is averaging 17.9 points, is 47-of-90 (.522) from the field, 7-of-15 (.467) from three and 24-of-31 (.774) from the foul line in the past past eight games. In ASU's five-game win streak he is averaging 20.2 ppg., is 36-of-66 (.545) from the field, 5-of-10 (.500) from three and 24-of-30 (.800) from the free throw line.

OH HI THERE NATIONAL PLAYER OF THE WEEK: Junior Remy Martin earned USBWA National Player of the Week and Pac-12 Player of the Week after averaging 23.0 points on 67 percent shooting (16-24), including 5-of-6 behind the arc, and 3.5 assists in the Bay Area road sweep. He scored 24 points on 9-of-14 shooting in 74-69 victory at Stanford. In the final 7:17 of the game, he scored 11 of those points. On Sunday, he scored 22 points on 7-of-10 shooting to go along with five assists in 80-75 win at California. In the Sunday game, he scored 15 of his points in the final 11:08. It marked his third Pac-12 Player of the Week award in his career.

GAME 25 - ASU 80, @CALIFORNIA 75 (FEB. 16): Cal hung with ASU through the whole game but never got the lead after the first two minutes as Remy Martin had 22 points (15 in the second half) and Alonzo Verge Jr. had 22 off the bench, including 10-of-11 from the free throw line. ASU shot 14-of-26 (.538) in the second half and made 7-of-15 three pointers. Martin added five assists and Verge had six rebounds, while Romello White notched another double-double with 10 points and 10 rebounds. Mickey Mitchell added eight points in 21 minutes as ASU is now 5-2 in its past seven trips to Berkeley.

GOOD NOTE: ASU has defeated seven ranked teams in Bobby Hurley's five seasons, but it trailed at the half in five of the wins, including both wins over Kansas.

ASU WINS VS. RANKED TEAMS UNDER BOBBY HURLEY (ASU DEFICIT AT HALF)

ASU 66, #22 Arizona 65 (Jan. 25, 2020)--Arizona 43, ASU 30

#18 ASU 80, #1 Kansas 76 (Dec. 22, 2018)--Kansas 39, #18 ASU 31

ASU 72, #15 Mississippi State 67 (Nov. 19, 2018/Las Vegas)


#16 ASU 95, at #2 Kansas 85 (Dec. 10, 2017)--Kansas 40, #16 ASU 37

ASU 102, #15 Xavier 86 (Nov. 24, 2017/Las Vegas)--Xavier 46, ASU 44

ASU 74, #23 USC 67 (Feb. 12, 2016)--USC 30, ASU 27

ASU 67, #18 Texas A&M 54 (Dec. 5, 2015)

ASU MEDIA RELATIONS: ASU men's basketball SID Doug Tammaro can be reached directly at 480-734-7795 or via e-mail at tammaro@asu.edu. The ASU website is: www.TheSunDevils.com.

Pos #	Name	Yr.	Ht./Wt.	2019-2020 SUN DEVIL ROSTER NOTES
F 00	Mickey Mitchell	Sr.	6-7/225	Worked his way back from back injury last year that kept him out all but six games
G 1	Remy Martin	Jr.	6-0/175	One of the most exciting players in the nation who takes and makes the 15-foot jumper
G 2	Rob Edwards	Sr.	6-5/205	Transfer from Cleveland State had solid 2018-19 season after overcoming injuries
G 3	Caleb Christopher	Fr.	6-1/180	Carson (Calif.) product from Mayfair High School
G 4	Kimani Lawrence	Jr.	6-8/220	Can guard 5 positions and play 4 of them
F 5	Elias Valtonen	So.	6-7/210	Solid summer playing overseas
G 10	Jaelen House	Fr.	6-1/160	Combo guard is lightning fast from Shadow Mountain High School/dad is Eddie
G 11	Alonzo Verge Jr.	Jr.	6-3/167	Got a lot of buckets in JC/43 points vs. Saint Mary's on Dec. 18/GW vs. No. 22 UA
G 12	Micah Burno	Fr.	6-0/200	Chaparral High School product
F 15	John Olmsted	Fr.	6-10/215	Walkon with skills and height from Morenci, Ariz.
F 20	Khalid Thomas	Jr.	6-9/210	JC transfer from College of Southern Idaho/Portland product/GW 3PTer at Princeton
F 22	Andre Allen	Jr.	6-9/215	JC transfer from Arizona Western; 13.3 ppg/8.4 rpg last season
F 23	Romello White	Jr.	6-8/220	Three-year starter from Atlanta who played for Jerry Stackhouse in club hoops
F 24	Jalen Graham	Fr.	6-9/220	Long and skilled freshman from Phoenix's Mountain Pointe High School showing flashes
G 25	Grant Fogerty	Sr.	6-0/175	Senior walkon from nearby Desert Mountain HS
F 30	Kyle Feit	So.	6-4/190	IMG Academy (Fla.) walkon who sat last year with injury
F 35	Taeshon Cherry	So.	6-9/220	Sun Devils are 8-0 when he scores in double digits
Head Coach: Bobby Hurley/42-20 at Buffalo (2013-15); 1992 Final Four MOP Coaching Staff: Rashon Burno (Associate HC), Eric Brown, Rasheen Davis Special Assistant to HC: Ben Wood Operations: Derrick Wrobel Sports Performance: Daniel Marshall Trainer: John Anderson				

ROAD REMY: Remy Martin is averaging 21.9 ppg. and has six 20-point games in ASU's nine road contests (6-3) this year. He led the team last year in road scoring at 15.0 ppg and in his freshman season was 11-of-23 (.478) from three and 24-of-29 (.828) from free throw line in road games. Crazy stat: He has posted nine games of 24+ points in his career, six of them have been in road games.

PAC-12 RESEARCH: ASU forced 20+ turnovers in back-to-back Pac-12 games for the first time since February of 2001 (when it was Pac-10). ASU forced 24 vs. USC on Feb. 8 and then Stanford had 20 on Feb. 13. The 24 turnovers by USC was the most by a Sun Devil Pac-12 opponent since 2002.

THIS IS US: ASU has 25 wins (11 on the road) when trailing at the half under Bobby Hurley in five seasons, after going 12-64 (.157) the previous five seasons. It did it seven times in 2017-18 and did it in 2018-19 at Georgia, vs. No. 1 Kansas, at California, at UCLA, vs. Cal and at Oregon State. This year it has halftime comeback wins over St. John's, at Princeton, vs. No. 22 Arizona and vs. USC. ASU trailed Arizona 37-15 with just over five minutes remaining in the first half before closing the gap to 43-30 at the half and then scored the first 10 points of second half. The 22-point comeback matches what is believed to be the biggest in Pac-12 history. Just last Saturday ASU trailed USC by 13 with 5:34 left before cutting the gap to 40-32 at the half and then winning 66-64 despite leading for just 5:57 of the game.

PAC-12 STAT STUFF: ASU leads the league in turnovers forced (16.32 per game)...it ranks second in the Pac-12 in steals at 7.72 per game (193 in 25 games) while its turnover margin (+2.88) is third...Remy Martin leads the league at 19.56 points per game and tied for third in steals (1.64 per game with 41 on the year)...Romello White is second in the Pac-12 in rebounding at 9.25 per game and is second in field goal percentage (.605). His eight double-doubles is fifth the league while his 12 double-digit rebounding games is tied for league lead...Remy leads the Pac-12 at 21.33 ppg. in conference games and his 16 20-point games is tops as well...Remy is the only player since 1996-97 to open Pac-12 play with six straight 20+ games (streak ended Jan. 29 at WSU)...ASU is 19-5 when Rob Edwards scores 13 in his two seasons (12-2 when he scores 15)...ASU has now won four straight against UCLA for the first time in school history after the 84-66 Tempe win on Feb. 6.

PHYSICAL: Top wingspans on the team are Jalen Graham (7-2), Romello White (7-0) and Kimani Lawrence (6-11 1/2). Best standing vertical is Graham (32.5"), while Remy Martin is next (31.5") while best approach verticals are Remy (40.5"), Jaelen House (39.5") and Graham (39").

SOME SOLID DUBS: Bobby Hurley has led ASU to a 47-16 regular season non-conference record in his five years, with notable wins over NC State, at Creighton, Texas A&M, UNLV (twice), Stephen F. Austin, Kansas State, Xavier, St. John's (twice plus a NCAA Tournament win), Kansas (twice), Vanderbilt and Georgia (twice).

PAC-12 REFRESHER: ASU finished second in the Pac-12 for just the fourth time in its 41-year Pac-10/12 history last year (2009-10, 1980-81 and 1979-80). ASU won 12 loop games for just the sixth time.

BEST PAC-12 RECORDS

16-2: 1980-81
15-3: 1979-80
12-6: 2018-19, 2009-10, 1994-95, 1982-83

ROAD: ASU opened Pac-12 play with three straight on the road for the seventh time in the past 12 seasons and for the third time in Coach Hurley's five seasons (also in 2017-18, 2016-17, 2014-15, 2011-12, 2010-11 and 2008-09). Coach Hurley's squad navigated something similar as in the past three seasons six times teams have opened with five of first seven on the road (as USC did this year). ASU in 2017-18 is the only one of the six to make the NCAA Tournament in that time.

NCAA NOTE: ASU had been to four NCAA Tournaments (1995, 2003, 2009 and 2014) in 26 seasons (1992-2017) and not been back-to-back since 1980-81. Remy Martin, Kimani Lawrence and Romello White have now gone to the Dance in each of their first two seasons.

ROMELLO: Romello White sprained his right ankle on Dec. 28 vs. Texas Southern and played eight minutes. His stats took a hit as he played limited minutes at Arizona on Jan. 4. He had 18 points and 17 rebounds in the Georgia win on Dec. 14 and was averaging 14.7 ppg/ 13.7 rpg and shooting 32-of-44 (.727) in his previous six games to TSU (Dec. 28).

REMY: Remy Martin became the 38th member of the ASU 1,000-point club on Jan. 11 as he now has 1,188 career points in 88 career games (13.5 pg). He has 15 20-point games on the year and posted seven straight -- averaging 24.3 points in those seven -- before posting 15 at Washington State on Jan. 29. The seven straight 20-point tilts matched the best by a Sun Devil since Eddie House posted eight in 1999-2000. Remy posted a career-high 33 points at Princeton on Nov. 26 and is averaging 19.5 ppg after averaging 11.3 in his first two years.

PAC-12 MOST CONSECUTIVE GAMES 20+ POINTS IN SEASON SINCE 1996-97

11-Ed Gray, CAL (Jan. 9, 1997-Feb. 15, 1997)
9-Landry Fields, STAN (Nov. 24, 2009-Jan. 2, 2010)
9-Brandon Roy, UW (Jan. 26, 2006-Feb. 26, 2006)
8-Tyler Dorsey, UO (March 9, 2017-April 1, 2017)
8-Eddie House, ASU (Dec. 18, 1999-Jan. 15, 2000)
8-Jason Terry, UA (Jan. 28, 1999-Feb. 20, 1999)
7-Remy Martin, ASU (Dec. 28, 2019-Jan. 25, 2020)
7-Klay Thompson, WSU (Feb. 17, 2011-Mar. 21, 2011)
7-Luke Ridnour, UO (Feb. 2, 2003-Mar. 13, 2003)
7-Jeremy Veal, ASU (Jan. 24, 1998-Feb. 19, 1998)
7-O.J. Mayo, USC (Feb. 21, 2008-Mar. 13, 2008)

LOTS OF HOTEL PENS: ASU played five of its first seven in Shanghai, Connecticut, New Jersey and San Francisco as it spent 17 of its first 32 nights of the season in a hotel and flew 20,134 miles on nine flights. When Coach Hurley took the ASU job in April of 2015 he said ASU was going to play some folks and not be afraid to go on the road. ASU's tally of non-conference states in his five years is at 11 with other trips to the Bahamas (vs. Kentucky) and China. ASU has played non-conference games in New York (MSG and Barclays), Nebraska (Creighton), at Kentucky, Nevada (at UNLV), Florida (Old Spice Classic), California (San Francisco and San Diego State), at Kansas, at Georgia, Tennessee (Vanderbilt) and New Jersey (at Princeton).

REMY MARTIN 20+ SCORING TILTS (23)

33 at Princeton (11/26/19)
31 vs. Arizona (1/31/19)
29 at Oregon (1/11/20)
27 at Arizona (3/9/19)
25 vs. #20 Colorado (1/16/20)
24 at Stanford (2/13/20)
24 vs. Arizona (1/25/20)
24 at Oregon State (1/9/20)
24 at California (1/9/19)
23 vs. Texas Southern (12/28/19)
23 vs. Georgia (12/14/19)
23 vs. Colorado/China (11/9/19)
22 at California (2/16/2020)
22 vs. USC (2/8/20)
22 vs. Utah (1/3/19)
21 vs. Prairie View A&M (12/11/19)
21 vs. #7 Virginia (11/23/19)
21 at Georgia (12/15/18)
21 at #2 Kansas (12/10/17)
20 vs. Utah (1/18/20)
20 at #25 Arizona (1/4/20)
20 vs. Rider (11/17/19)
20 vs. Colorado/Las Vegas (3/7/18)

ROMELLO WHITE

16 DOUBLE-DOUBLES (8 IN 2019-20)

10/10 at California (2/16/20)
15/11 at Washington State (1/29/20)
19/10 vs. #20 Colorado (1/16/20)
18/12 vs. Creighton (12/21/19)
18/17 vs. Georgia (12/14/19)
14/16 vs. Prairie View A&M (12/11/19)
19/14 vs. Louisiana (12/7/19)
14/11 at San Francisco (12/3/19)
18/11 vs. Princeton (12/29/18)
19/14 vs. Texas Southern (12/1/18)
13/11 vs. California (3/1/18)
10/14 at Washington (2/1/18)
10/11 at Colorado (1/4/18)
14/11 vs. UC Irvine (11/9/17)
16/15 vs. San Diego State (11/14/17)
16/13 vs. San Francisco (2/2/17)

BOBBY HURLEY YEAR-BY-YEAR

7-YEAR TOTALS: 132-86 (.603)

ASU: 90-66 (.574/5 SEASONS)

2019-20: 17-8

2018-19: 23-11

2017-18: 20-12

2016-17: 15-18

2015-16: 15-17

BUFFALO (42-20/.677)

2014-15: 23-10

2013-14: 19-10

COACH AS PLAYER: Coach Hurley's 145 assists in 20 games is a NCAA Tournament record. Other numbers:

.583: In the 1992 Final Four, Coach made 7-of-12 three pointers en route to the Most Outstanding Player honors.

.667: In the April 4, 1992 Final Four game vs. Indiana, Coach went 6-of-9 from the three-point stripe.

2: In addition to 1992 Most Outstanding Player honors, Coach also earned 1991 All-Tournament Team honors.

9: In the 1991 title game vs. Kansas on April 1, he posted nine assists.

119: 119-26 (.821) in his four years at Duke.

18-2: 18-2 in NCAA Tournament career.

3-PTERS IN NCAA TOURNAMENT

47, Lee Humphrey, UF, 2004-07

43, Shelvin Mack, Butler, 2009-11

42, Bobby Hurley, Duke, 1990-93

NCAA TOURNAMENT GAMES

23, Christian Laettner, Duke, 1989-92

22, Greg Koubek, Duke, 1988-91

22, Brian Davis, Duke, 1989-92

21, Wayne Turner, Kentucky, 1996-99

20, Thomas Hill, Duke, 1990-93

20, Bobby Hurley, Duke, 1990-93

20, Grant Hill, Duke, 1991-94

20, Antonio Lang, Duke, 1991-94

ROAD WINS: ASU's 5-4 Pac-12 road mark last year was its best since the 2009-10 and 2008-09 teams went 5-4 and matched ASU's best Pac-12 road mark in 39 seasons. Last year was only ASU's sixth winning road record since it joined the Pac-10 in 1978-79 (41 seasons). Ned Wulk's 1980-81 (8-1) and 1979-80 (7-2) teams set the bar, while Bill Frieder's 1994-95 Sweet Sixteen team also went 5-4.

ALONZO VERGE TOP SCORING GAMES

43 vs. St. Mary's (12/18/19)

26 vs. UCLA (2/6/20)

23 vs. Texas Southern (12/28/19)

22 at California (2/16/20)

20 vs. Prairie View A&M (12/11/19)

19 at Stanford (2/13/20)

19 vs. Creighton (12/21/19)

18 at Washington (2/1/20)

16 vs. USC (2/8/20)

15 vs. Georgia (12/14/19)

13 vs. Arizona (1/25/20)

ON THE ROAD (AGAIN) TO START PAC-12: ASU opened Pac-12 on the road for the eighth time in past dozen seasons when it traveled to Arizona on Jan. 4. Ironically with the 20-game league slate and opening weekends announced, ASU will travel to Cal and make it nine times in past 13 years to open the Pac-12 season on the road next year.

ROMELLO NOTES: Romello made .625 of his shots in his first two seasons including 120-of-184 in his freshman year...coached by Jerry Stackhouse in the Atlanta AAU circuit...started 63 of 65 games his first two years and led team in offensive boards in each of the past two seasons with 77 last year and 79 in 2017-18...has two of the best field goal percentage mark's in ASU history as he shot .652 in freshman year (fourth) and .598 last year (ninth-best).

ROMELLO WHITE TOP REBOUNDING GAMES

17 vs. Georgia (Dec. 14, 2019)

16 vs. UCLA (Feb. 6, 2020)

16 vs. Prairie View A&M (Dec. 11, 2019)

15 vs. San Diego State (Nov. 14, 2017)

14 vs. Louisiana (Dec. 7, 2019)

14 vs. Texas Southern (Dec. 1, 2018)

14 at Washington (Feb. 1, 2018)

13 vs. San Francisco (Dec. 2, 2018)

12 vs. Creighton (Dec. 21, 2019)

12 vs. Saint Mary's (Dec. 18, 2019)

ROAD: ASU won at Princeton (67-65/Nov. 26) and San Francisco (71-67/Dec. 3), as it is 7-2 (.778) in OOC road games under Bobby Hurley, after going 8-22 (.267) in its previous 30 efforts.

ASU OUT OF CONFERENCE ROADIES UNDER BOBBY HURLEY (7-2)

ASU 71, San Francisco 67 (Dec. 3, 2019)

ASU 67, Princeton 65 (Nov. 26, 2019)

Vanderbilt 81, ASU 65 (Dec. 17, 2018)

#20 ASU 76, Georgia 74 (Dec. 15, 2018)

#16 ASU 95, #2 Kansas 85 (Dec. 10, 2017)

ASU 74, San Diego State 63 (Dec. 10, 2016)

ASU 66, UNLV 56 (Dec. 16, 2015)

#5 Kentucky 72, ASU 58 (Dec. 5, 2015)

ASU 79, Creighton 77 (Dec. 2, 2015)

CARRIED LEAGUE: In Bobby Hurley's first four seasons, ASU led the Pac-12 in wins over ranked out-of-conference teams in the regular season (five) with wins over Kansas (twice), Xavier, Mississippi State and Texas A&M. Four of the wins were away from Tempe. The rest of the league was 15-42 in those four seasons and seven of the teams had one or zero wins.

2018-19 QUICK REVIEW: ASU was 23-11 and 12-6 (second) in the Pac-12 after being picked sixth in the preseason media poll. It beat No. 1 Kansas on Dec. 22, ASU's first win over No. 1 at home and second all-time (won at Oregon State in March of 1981) and notched first NCAA Tournament win since 2009 with a 74-65 victory over St. John's on March 20.

REMY: Remy's two best scoring games last year were wins over Arizona -- 31 in 95-88 double OT win on Jan. 31 and 27 in final game of regular season on road on March 9...led ASU to first sweep over Arizona since 2008-09 and first win in Tucson since 2010...second-team All-Pac-12 by the league's coaches in 2018-19...21 points, eight rebounds, five assists and three steals to spark ASU back from an 18-point deficit to a 76-74 victory at Georgia on Dec. 15, 2018, leading to his Dec. 17 Pac-12 Player of the Week Award. Had 12 points, five boards, two assists and two steals in the second half, including back-to-back baskets inside the final 3:11 which gave ASU its first lead of game at 71-70....led Pac-12 with a 2.4 assist-to-turnover ratio and second in league at five apg...had his November and early December of 2018 ruined by a bum ankle.

SUN DEVIL CAREER SCORING CHART UPDATE

21. 1,268 – Arthur Thomas, '84-88
22. 1,261 – Jahii Carson, '12-14
23. 1,220 – Dennis Dairman, '62-65
24. 1,210 – Remy Martin, '17-present

WHO WE LOST: Three regular rotation players are gone from last year, including All-Pac-12 performers Zylan Cheatham and Lu Dort (Pac-12 Freshman of the Year), as well as De'Quon Lake.

ROB EDWARDS: Dropped buckets in big wins in 2018-19, with 15 off the bench vs. #1 Kansas, 19 vs. Arizona, 28 at Utah and 13 at Oregon State...when he scores 13, ASU is 19-5 and 12-2 when he scores 15...entered ASU with 909 points in 63 games (14.4 ppg.)...71-of-85 (.835) from the free throw line in 2018-19...missed six games early and only scored 14 points in the first nine games (14 in opener, six DNP's due to a back injury and zero points vs. Nevada and Georgia)...stats last year look a lot better when you remember he went from Nov. 7-Dec. 16 without scoring. In those three games he did play, he was 4-of-26 (.154) from field and 2-of-9 (.222) from three and had 14 points (all against CSF in the opener).

ROB EDWARDS 15+ POINTS SUN DEVIL SCORING TILTS (12-2)

- 28 at Utah (2/16/19)
- 24 vs. Utah (1/18/20)
- 23 vs. CCSU (11/14/19)
- 20 vs. Colorado/China (11/9/19)
- 19 at Washington (2/1/20)
- 19 vs. Arizona (1/31/19)
- 18 at Oregon State (1/9/20)
- 17 vs. Louisiana (12/7/19)
- 16 vs. California (2/24/19)
- 16 vs. Stanford (2/20/19)
- 15 vs. Arizona (1/25/20)
- 15 vs. Oregon (3/15/19)
- 15 vs. UCLA (3/14/19)
- 15 vs. #1 Kansas (12/22/18)

KIMANI LAWRENCE TOP SCORING GAMES

- 22 vs. #22 Mississippi State (11/19/18)
- 18 vs. Omaha (11/28/18)
- 16 vs. Cal State Fullerton (11/6/18)
- 16 vs. McNeese State (11/9/18)
- 15 at UCLA (1/24/19)
- 13 vs. Washington State (2/7/19)
- 13 vs. Texas Southern (12/1/18)
- 13 vs. Long Beach State (11/12/18)

BUTTS IN SEATS: The past two seasons have resulted in the best average attendance marks in Sun Devil history.

TOP AVERAGE SEASON ATTENDANCE MARKS

- 2017-18: 10,603
- 2018-19: 10,538
- 1995-96: 9,514
- 2008-09: 9,354
- 1994-95: 9,333

TEAM LEADERS IN 2019-20 (includes shared)

- Scoring:** Martin (17), Edwards (3), House (1), White (3), Verge (5)
- Rebounding:** White (18), Martin (1), Edwards (2), Verge (2), Cherry (2), Graham (1)
- Assists:** Martin (17), Verge (7), House (3), White (1), Edwards (10), Mitchell (1), Lawrence (1)

THREE-POINT NOTE

Entering 2019-20 ASU has made a three-pointer in 621 straight games. The last time ASU did not make a three-pointer was in an 89-57 win over Washington in Tempe on Feb. 10, 2001.

TAESHON CHERRY DOUBLE-DIGIT SCORING GAMES (8-0)

- 19 vs. Omaha (Nov. 28, 2018)
- 15 vs. Oregon (Jan. 19, 2019)
- 15 vs. Utah State (Nov. 21, 2018)
- 14 vs. Texas Southern (Dec. 1, 2018)
- 12 vs. Oregon State (Jan. 17, 2019)
- 11 vs. Utah (1/18/2020)
- 11 vs. Stanford (Feb. 20, 2019)
- 10 at San Francisco (Dec. 3, 2019)

SUN DEVIL INDIVIDUAL HIGHS (FEB. 17, 2020)

#00 MICKEY MITCHELL HIGHS

SEASON **CAREER**
4 vs. TX-Southern (12/28/19) ... **POINTS** 12 (3 times)
5 vs. St. Mary's (12/18/19) ... **REBOUNDS** 13 vs. Vanderbilt (12/17/17)
2 vs. St. Mary's (12/18/19) ... **STEALS** 3 vs. ARIZONA (2/15/18)
25 vs. TX-Southern (12/28/19) ... **MIN.** 33 at Stanford (1/17/18)

#1 REMY MARTIN CAREER HIGHS

POINTS: 33 at Princeton (11/26/19)
FG MADE: 13 at Princeton (11/26/19)
FG ATT: 23 vs. COLORADO (1/16/20)/at Princeton (11/26/19)
3-PT MADE: 5 vs. ARIZONA (1/31/19)
REBOUNDS: 9 vs. Colorado/China (11/9/19)
ASSISTS: 11 vs. COLORADO (1/16/20)
SEASON-HIGH ASSISTS: 8 vs. Colorado/China (11/9/19)
FT MADE: 9 vs. PRAIRIE VIEW A&M (12/11/19)
FT ATT.: 14 vs. vs. ARIZONA (1/31/19)
MINUTES: 41 vs. ARIZONA (1/31/19)

#2 ROB EDWARDS SUN DEVIL HIGHS

CLEVELAND STATE POINTS: 32 at Oakland (1/16/17)
ASU POINTS: 28 at Utah (2/16/19)
SEASON HIGH POINTS: 24 vs. UTAH (1/18/20)
3-POINT FIELD GOALS: 5 (twice)
REBOUNDS: 8 vs. St. John's (3/20/19)
MINUTES: 41 vs. CAL STATE FULLERTON (11/6/18)

#4 KIMANI LAWRENCE SUN DEVIL HIGHS

SEASON **CAREER**
11 (three times) **POINTS** 22 vs. #15 Miss. St. (11/19/18)
6 vs. Colorado (11/8/19) **REBOUNDS** . 8 (2x) at Vanderbilt (12/17/18)
1 (4 times) **ASSISTS** 5 (2x) vs. TX-SO (12/1/18)
29 at #25 Arizona (1/4/20) **MINUTES** 39 (2x) vs. TX-SO (12/1/18)

#5 ELIAS VALTONEN CAREER HIGHS

POINTS: 10 vs. St. John's (11/23/19)
REBOUNDS: 4 vs. Colorado (11/9/19)
ASSISTS: 2 (3 TIMES)
MINUTES: 28 vs. St. John's (11/23/19)

#10 JAELEN HOUSE CAREER HIGHS

POINTS: 20 vs. TEXAS SOUTHERN (12/28) and RIDER (11/17/19)
REBOUNDS: 6 vs. St. John's (11/23/19)
3-POINT FIELD GOALS: 5 vs. TEXAS SOUTHERN (12/28/19)
ASSISTS: 5 vs. CCSU (11/14/19)
STEALS: 6 vs. Georgia (12/14/19)
MINUTES: 30 (twice)

#11 ALONZO VERGE JR. HIGHS

POINTS: 43 vs. Saint Mary's (12/18/19)
REBOUNDS: 7 at Stanford (2/13/20)
ASSISTS: 7 vs. TEXAS SOUTHERN (12/28/19)
STEALS: 4 (twice)
MINUTES: 37 vs. CREIGHTON (12/21/19)

ALONZO VERGE TOP SCORING GAMES

43 vs. St. Mary's (12/18/19)
26 vs. UCLA (2/6/20)
23 vs. Texas Southern (12/28/19)
20 vs. Prairie View A&M (12/11/19)
22 at California (2/16/20)
19 at Stanford (2/13/20)
19 vs. Creighton (12/21/19)
18 at Washington (2/1/20)
16 vs. USC (2/8/20)
15 vs. Georgia (12/14/19)
13 vs. Arizona (1/25/20)

#20 KHALID THOMAS HIGHS

POINTS: 14 at Princeton (11/26/19)
REBOUNDS: 5 at San Francisco (12/3/19)
MINUTES: 24 at Princeton (12/3/19)

#23 ROMELLO WHITE CAREER HIGHS

✓ AAU coach was Jerry Stackhouse
POINTS: 25 vs Northern Arizona (11/17/17)
REBOUNDS: 17 vs. GEORGIA (12/14/19)
FG MADE: 10 (2x) at Washington State (2/4/18)
FG ATTEMPTED: 12 vs Northern Arizona (11/17/17)
FREE THROWS MADE: 11 at Stanford (1/17/18)
FREE THROWS ATTEMPTED: 14 (twice)
BLOCKS: 3 (many times; vs. CCSU 11/14/19)
MINUTES: 39 vs Kansas State (11/23/17)

#24 JALEN GRAHAM HIGHS

POINTS: 10 vs. Central Connecticut State (11/14/19)
REBOUNDS: 7 vs. #22 ARIZONA (1/25/20)
BLOCKS: 5 vs. Colorado/China (11/8/19)
MINUTES: 28 vs. Colorado/China (11/8/19)

#35 TAESHON CHERRY HIGHS

SEASON **CAREER**
11 vs. UTAH (1/18/20) **POINTS** 19 vs. OMAHA (11/28/18)
REBOUNDS 8 vs. COLORADO (1/16/20)
STEALS 4 vs. #1 KANSAS (12/22/18)
2 (twice) **3-PT FG MADE** 5 VS. OREGON (1/19/19)
29 vs. UTAH (1/18/20) **MINUTES** . 31 vs. (2x) vs. TX-SO (12/1/18)

2019-20 SUN DEVIL HIGHS AND LOWS (17-8; 8-4)

SUN DEVIL TEAM HIGHS

POINTS: 98 vs. TEXAS SOUTHERN
FIELD GOALS: 36 vs. TEXAS SOUTHERN
FIELD GOAL ATTEMPTS: 82 vs. RIDER
FIELD GOAL%: .571 vs. TEXAS SOUTHERN (36-63)
3-PT FIELD GOALS: 14 vs UCLA
3-PT FIELD GOALS ATT: 32 vs. RIDER
3-PT % (10 ATT.): .611 vs. UTAH (11-18)
FREE THROWS: 37 vs. PRAIRIE VIEW A&M
FREE THROWS ATTEMPTED: 51 vs. PRAIRIE VIEW A&M
FREE THROW % (10 ATT.): .875 at #9 Oregon (14-16)
REBOUNDS: 46 vs. CENTRAL CONNECTICUT STATE
ASSISTS: 19 vs. TEXAS SOUTHERN/CENTRAL CONNECTICUT ST.
STEALS: 16 vs. RIDER
BLOCKS: 7 vs. #20 COLORADO
TURNOVERS: 21 at Washington State
FOULS: 26 at Washington
FIRST HALF POINTS: 48 vs. TEXAS SOUTHERN
SECOND HALF POINTS: 54 vs. UTAH

SUN DEVIL TEAM LOWS

POINTS: 45 vs. Virginia
FIELD GOALS: 17 vs. Virginia
FIELD GOAL ATTEMPTS: 42 vs. Virginia
FIELD GOAL%: .305/18-59 at #25 Arizona
3-PT FIELD GOALS: 3 (twice)
3-PT FIELD GOALS ATT: 12 at San Francisco
3-PT % (10 ATT.): .136/3-22 vs. St. Mary's
FREE THROWS: 4 vs. #22 ARIZONA
FREE THROWS ATTEMPTED: 8 vs. St. Mary's
FREE THROW % (10 ATT.): .421/8-19 at #25 Arizona
REBOUNDS: 26 vs. Virginia
ASSISTS: 2 at #25 Arizona
STEALS: 3 vs. COLORADO
BLOCKS: 1 (4 times)
TURNOVERS: 7 vs. RIDER
FOULS: 13 vs. Virginia
FIRST HALF POINTS: 17 at #25 Arizona
SECOND HALF POINTS: 24 vs. Virginia

SUN DEVIL INDIVIDUAL HIGHS

POINTS: 43 by Alonzo Verge Jr. vs. Saint Mary's
FIELD GOALS: 18 by Alonzo Verge Jr. vs. Saint Mary's
FIELD GOAL ATTEMPTS: 29 by Alonzo Verge Jr. vs. Saint Mary's
3-PT FGS: 5 by House vs. Texas Southern/Edwards vs. UTAH/CCSU
3-PT ATT: 12 by Rob Edwards vs. #22 ARIZONA
FREE THROWS: 10 by Romello White vs. PRAIRIE VIEW A&M
FT ATTEMPTED: 14 by Romello White vs. PRAIRIE VIEW A&M
FREE THROW % (8 ATT.): Remy Martin 8-8 at #9 Oregon/at UW
REBOUNDS: 17 by Romello White vs. GEORGIA
ASSISTS: 8 by Remy Martin vs. Colorado
STEALS: 6 by Jaelen House vs. GEORGIA
BLOCKS: 5 by Jalen Graham vs. Colorado

OPPONENT TEAM HIGHS

POINTS: 96 by Saint Mary's
FIELD GOALS: 34 by Saint Mary's
FIELD GOAL ATTEMPTS: 66 (3 times)
FIELD GOAL %: .596/34-57 vs. St. Mary's
3-POINTERS: 16 vs. St. Mary's
3-POINTER ATTEMPTS: 31 at Washington
3-POINT % (10 ATT.): .615/16-26 vs. St. Mary's
FREE THROWS: 26 at Washington
FREE THROW ATTEMPTS: 35 at Washington
FREE THROW % (10 ATT.): .833 by TEXAS SOUTHERN (20-24)
REBOUNDS: 49 by #25 Arizona
ASSISTS: 19 by Saint Mary's
STEALS: 12 at Washington State/Washington
BLOCKS: 9 vs. USC
TURNOVERS: 29 vs. RIDER
FOULS: 32 by PRAIRIE VIEW A&M
FIRST HALF POINTS: 51 by Saint Mary's
SECOND HALF POINTS: 45 by Saint Mary's

OPPONENT TEAM LOWS

POINTS: 48 vs. Virginia
FIELD GOALS: 17 vs. CENTRAL CONNECTICUT STATE
FIELD GOAL ATTEMPTS: 49 (twice)
FIELD GOAL %: .298/17-57 vs. CENTRAL CONNECTICUT STATE
3-POINTERS: 2 by GEORGIA
3-POINTER ATTEMPTS: 15 at #25 Arizona
3-POINT % (10 ATT.): .083/2-24 by GEORGIA
FREE THROWS: 4 at Princeton
FT ATTEMPTS: 7 by Virginia
FREE THROW % (10 ATT.): .429/by RIDER (6-14)
REBOUNDS: 31 at Oregon State/by #7 Virginia
ASSISTS: 5 at San Francisco
STEALS: 2 by CREIGHTON
BLOCKS: 0 by TEXAS SOUTHERN
TURNOVERS: 10 vs. Saint Mary's/UCLA
FOULS: 13 by #7 Virginia/#22 ARIZONA

OPPONENT INDIVIDUAL HIGHS

POINTS: 34 by Jordan Ford of Saint Mary's
FIELD GOALS: 12 by Jordan Ford of Saint Mary's
FIELD GOAL ATTEMPTS: 19 by CJ Ellenby at Wazzu
FG % (5 MADE): .889/8-9 by Ethan Thompson at Oregon State
3-PT FGS: 7 by Jordan Ford of Saint Mary's
3-PT ATT: 11 by Jordan Ford of Saint Mary's
FREE THROWS: 9 by Zeke Nnaji of ARIZONA
FT ATTEMPTED: 13 by Darius Williams of PRAIRIE VIEW A&M
REBOUNDS: 18 by Richmond Arirguzoh at Princeton
ASSISTS: 12 by Tyrik Armstrong of TEXAS SOUTHERN
STEALS: 5 by Hameir Wright at Washington
BLOCKS: 4 by Kyle Kelly at Oregon State



2019-20 Arizona St. Men's Basketball
Season/Career Statistics
All games

Page 1/2
as of Feb 17, 2020

Summary

Player	Season Statistics										Career Statistics									
	GP-GS	MIN/G	FG%	3FG%	FT%	R/G	A/G	STL	BLK	PTS/G	GP-GS	MIN/G	FG%	3FG%	FT%	R/G	A/G	STL	BLK	PTS/G
ALLEN, Andre	4-0	3.2	.000	.000	.000	1.0	0.0	0	0	0.0	4-0	3.2	.000	.000	.000	1.0	0.0	0	0	0.0
BURNO, Micah	5-0	1.2	.000	.000	.000	0.0	0.0	1	0	0.0	5-0	1.2	.000	.000	.000	0.0	0.0	1	0	0.0
CHERRY, Taeshon	22-11	18.8	.336	.224	.500	3.2	0.5	9	9	4.3	52-14	18.0	.369	.305	.594	2.8	0.4	26	16	5.2
CHRISTOPHER, Caleb	8-0	3.4	.143	.500	.750	0.4	0.0	1	0	0.8	8-0	3.4	.143	.500	.750	0.4	0.0	1	0	0.8
EDWARDS, Rob	25-22	27.6	.349	.342	.741	3.4	0.6	20	1	10.4	53-43	28.5	.346	.358	.797	3.4	1.0	48	6	10.8
FEIT, Kyle	6-0	1.9	.400	.250	.750	0.3	0.0	0	0	1.3	10-0	1.6	.500	.333	.750	0.4	0.0	0	0	1.3
FOGERTY, Grant	5-0	1.2	.000	.000	.500	0.2	0.0	1	0	0.2	25-0	1.1	.333	.000	.500	0.0	0.1	1	0	0.1
GRAHAM, Jalen	22-2	11.6	.691	.000	.364	3.1	0.5	6	24	3.6	22-2	11.6	.691	.000	.364	3.1	0.5	6	24	3.6
HOUSE, Jaelen	24-0	17.5	.311	.306	.784	2.1	1.2	33	2	4.6	24-0	17.5	.311	.306	.784	2.1	1.2	33	2	4.6
LAWRENCE, Kimani	24-17	17.3	.394	.250	.500	2.7	0.4	16	8	4.8	77-32	18.9	.417	.286	.692	2.8	0.7	42	24	6.1
MARTIN, Remy	25-25	33.4	.444	.355	.759	3.3	4.0	41	1	19.6	89-53	29.6	.431	.340	.750	3.1	4.0	117	4	13.6
MITCHELL, Mickey	17-5	13.3	.333	.200	.600	2.2	0.6	9	5	1.3	47-16	17.4	.481	.346	.597	3.8	1.2	31	18	3.7
OLMSTED, John	4-0	1.3	.000	.000	.000	0.8	0.3	0	0	0.0	4-0	1.3	.000	.000	.000	0.8	0.3	0	0	0.0
THOMAS, Khalid	18-3	8.7	.556	.478	.556	1.4	0.2	9	1	3.1	18-3	8.7	.556	.478	.556	1.4	0.2	9	1	3.1
VALTONEN, Elias	18-8	15.1	.375	.500	.467	1.9	0.4	9	2	2.1	39-8	8.9	.415	.500	.529	1.1	0.2	12	6	1.4
VERGE JR. , Alonzo	22-9	26.1	.429	.268	.770	3.6	2.4	27	2	14.0	22-9	26.1	.429	.268	.770	3.6	2.4	27	2	14.0
WHITE, Romello	24-23	28.0	.605	.000	.642	9.3	1.0	11	31	10.5	89-86	25.6	.619	.000	.584	7.0	0.5	32	78	9.8

Scoring

Player	Season Statistics								Career Statistics							
	FG-FGA	FG%	3FG-3FGA	3FG%	FT-FTA	FT%	PTS	PTS/G	FG-FGA	FG%	3FG-3FGA	3FG%	FT-FTA	FT%	PTS	PTS/G
ALLEN, Andre	0-0	.000	0-0	.000	0-0	.000	0	0.0	0-0	.000	0-0	.000	0-0	.000	0	0.0
BURNO, Micah	0-0	.000	0-0	.000	0-0	.000	0	0.0	0-0	.000	0-0	.000	0-0	.000	0	0.0
CHERRY, Taeshon	36-107	.336	13-58	.224	9-18	.500	94	4.3	99-268	.369	53-174	.305	19-32	.594	270	5.2
CHRISTOPHER, Caleb	1-7	.143	1-2	.500	3-4	.750	6	0.8	1-7	.143	1-2	.500	3-4	.750	6	0.8
EDWARDS, Rob	83-238	.349	51-149	.342	43-58	.741	260	10.4	177-511	.346	102-285	.358	114-143	.797	570	10.8
FEIT, Kyle	2-5	.400	1-4	.250	3-4	.750	8	1.3	4-8	.500	2-6	.333	3-4	.750	13	1.3
FOGERTY, Grant	0-0	.000	0-0	.000	1-2	.500	1	0.2	1-3	.333	0-1	.000	1-2	.500	3	0.1
GRAHAM, Jalen	38-55	.691	0-0	.000	4-11	.364	80	3.6	38-55	.691	0-0	.000	4-11	.364	80	3.6
HOUSE, Jaelen	33-106	.311	15-49	.306	29-37	.784	110	4.6	33-106	.311	15-49	.306	29-37	.784	110	4.6
LAWRENCE, Kimani	43-109	.394	12-48	.250	17-34	.500	115	4.8	164-393	.417	48-168	.286	90-130	.692	466	6.1
MARTIN, Remy	169-381	.444	50-141	.355	101-133	.759	489	19.6	415-963	.431	116-341	.340	264-352	.750	1210	13.6
MITCHELL, Mickey	9-27	.333	1-5	.200	3-5	.600	22	1.3	64-133	.481	9-26	.346	37-62	.597	174	3.7
OLMSTED, John	0-1	.000	0-0	.000	0-0	.000	0	0.0	0-1	.000	0-0	.000	0-0	.000	0	0.0
THOMAS, Khalid	20-36	.556	11-23	.478	5-9	.556	56	3.1	20-36	.556	11-23	.478	5-9	.556	56	3.1
VALTONEN, Elias	12-32	.375	7-14	.500	7-15	.467	38	2.1	17-41	.415	11-22	.500	9-17	.529	54	1.4
VERGE JR. , Alonzo	118-275	.429	15-56	.268	57-74	.770	308	14.0	118-275	.429	15-56	.268	57-74	.770	308	14.0
WHITE, Romello	95-157	.605	0-0	.000	61-95	.642	251	10.5	328-530	.619	0-0	.000	216-370	.584	872	9.8



2019-20 Arizona St. Men's Basketball
Season/Career Statistics
All games

Page 2/2
as of Feb 17, 2020

Totals

Player	Season Statistics									Career Statistics								
	O-REB	D-REB	TOTAL	PF	FO	A	TO	A/TO		O-REB	D-REB	TOTAL	PF	FO	A	TO	A/TO	
ALLEN, Andre	0	4	4	2	0	0	0	0.0		0	4	4	2	0	0	0	0.0	
BURNO, Micah	0	0	0	1	0	0	1	0.0		0	0	0	1	0	0	1	0.0	
CHERRY, Taeshon	23	47	70	67	3	11	14	0.8		37	111	148	136	4	21	29	0.7	
CHRISTOPHER, Caleb	1	2	3	3	0	0	3	0.0		1	2	3	3	0	0	3	0.0	
EDWARDS, Rob	12	74	86	57	1	15	50	0.3		21	157	178	112	1	51	87	0.6	
FEIT, Kyle	0	2	2	0	0	0	1	0.0		0	4	4	1	0	0	2	0.0	
FOGERTY, Grant	0	1	1	0	0	0	0	0.0		0	1	1	3	0	2	0	0.0	
GRAHAM, Jalen	32	37	69	36	0	10	19	0.5		32	37	69	36	0	10	19	0.5	
HOUSE, Jaelen	10	41	51	43	0	29	25	1.2		10	41	51	43	0	29	25	1.2	
LAWRENCE, Kimani	23	41	64	46	1	10	20	0.5		69	147	216	166	3	56	75	0.7	
MARTIN, Remy	11	71	82	40	0	99	81	1.2		54	224	278	131	0	353	191	1.8	
MITCHELL, Mickey	14	24	38	35	1	10	10	1.0		55	124	179	114	3	55	49	1.1	
OLMSTED, John	1	2	3	0	0	1	0	0.0		1	2	3	0	0	1	0	0.0	
THOMAS, Khalid	6	19	25	11	0	4	2	2.0		6	19	25	11	0	4	2	2.0	
VALTONEN, Elias	4	31	35	32	0	7	10	0.7		5	38	43	39	0	9	16	0.6	
VERGE JR. , Alonzo	16	64	80	31	0	53	44	1.2		16	64	80	31	0	53	44	1.2	
WHITE, Romello	65	157	222	59	1	23	47	0.5		221	398	619	265	11	47	136	0.3	



2019-20 Arizona St. Men's Basketball
Season Box Score
All games

Page 1/1
as of Feb 17, 2020

Game Records

Record	Overall	Home	Away	Neutral
ALL GAMES	17-8	10-2	6-3	1-3
CONFERENCE	8-4	4-1	4-3	0-0
NON-CONFERENCE	9-4	6-1	2-0	1-3

Team Box Score

No.	Player				Total		3-Point		F-Throw		Rebounds													
		GP-GS	MIN	AVG	FG-FGA	FG%	3FG-FGA	3FG%	FT-FTA	FT%	OFF	DEF	TOT	AVG	PF	DQ	A	TO	BLK	STL	PTS	AVG		
1	MARTIN, Remy	25-25	834:43	33.4	169-381	.444	50-141	.355	101-133	.759	11	71	82	3.3	40	0	99	81	1	41	489	19.6		
11	VERGE JR. , Alonzo	22-9	573:56	26.1	118-275	.429	15-56	.268	57-74	.770	16	64	80	3.6	31	0	53	44	2	27	308	14.0		
23	WHITE, Romello	24-23	673:12	28.0	95-157	.605	0-0	.000	61-95	.642	65	157	222	9.3	59	1	23	47	31	11	251	10.5		
2	EDWARDS, Rob	25-22	689:51	27.6	83-238	.349	51-149	.342	43-58	.741	12	74	86	3.4	57	1	15	50	1	20	260	10.4		
4	LAWRENCE, Kimani	24-17	415:59	17.3	43-109	.394	12-48	.250	17-34	.500	23	41	64	2.7	46	1	10	20	8	16	115	4.8		
10	HOUSE, Jaelen	24-0	420:05	17.5	33-106	.311	15-49	.306	29-37	.784	10	41	51	2.1	43	0	29	25	2	33	110	4.6		
35	CHERRY, Taeshon	22-11	414:06	18.8	36-107	.336	13-58	.224	9-18	.500	23	47	70	3.2	67	3	11	14	9	9	94	4.3		
24	GRAHAM, Jalen	22-2	256:01	11.6	38-55	.691	0-0	.000	4-11	.364	32	37	69	3.1	36	0	10	19	24	6	80	3.6		
20	THOMAS, Khalid	18-3	157:24	8.7	20-36	.556	11-23	.478	5-9	.556	6	19	25	1.4	11	0	4	2	1	9	56	3.1		
5	VALTONEN, Elias	18-8	271:18	15.1	12-32	.375	7-14	.500	7-15	.467	4	31	35	1.9	32	0	7	10	2	9	38	2.1		
30	FEIT, Kyle	6-0	11:11	1.9	2-5	.400	1-4	.250	3-4	.750	0	2	2	0.3	0	0	0	1	0	0	8	1.3		
0	MITCHELL, Mickey	17-5	225:16	13.3	9-27	.333	1-5	.200	3-5	.600	14	24	38	2.2	35	1	10	10	5	9	22	1.3		
3	CHRISTOPHER, Caleb	8-0	27:21	3.4	1-7	.143	1-2	.500	3-4	.750	1	2	3	0.4	3	0	0	3	0	1	6	0.8		
25	FOGERTY, Grant	5-0	06:09	1.2	0-0	.000	0-0	.000	1-2	.500	0	1	1	0.2	0	0	0	0	0	1	1	0.2		
15	OLMSTED, John	4-0	05:04	1.3	0-1	.000	0-0	.000	0-0	.000	1	2	3	0.8	0	0	1	0	0	0	0	0.0		
22	ALLEN, Andre	4-0	12:38	3.2	0-0	.000	0-0	.000	0-0	.000	0	4	4	1.0	2	0	0	0	0	0	0	0.0		
12	BURNO, Micah	5-0	05:45	1.2	0-0	.000	0-0	.000	0-0	.000	0	0	0	0.0	1	0	0	1	0	1	0	0.0		
Team											34	50	84					9						
Total		25	5000		659-1536	.429	177-549	.322	343-499	.687	252	667	919	36.8	463	7	272	336	86	193	1838	73.5		
Opponents		25	5000		610-1442	.423	176-543	.324	333-502	.663	249	700	949	38.0	463	11	303	408	94	161	1729	69.2		

Score by Periods

Team	1st	2nd	OT	TOT
Arizona St.	827	1011	0	1838
Opponents	816	913	0	1729



**2019-20 Arizona St. Men's Basketball
Season Schedule/Results & Leaders
All games**

Page 1/1
as of Feb 17, 2020

Game Records

Record	Overall	Home	Away	Neutral
ALL GAMES	17-8	10-2	6-3	1-3
CONFERENCE	8-4	4-1	4-3	0-0
NON-CONFERENCE	9-4	6-1	2-0	1-3

Team Results

Date	Opponent		Score	Att.	High Points	High Rebounds
11/08/2019	vs Colorado	L	71-81	4328	(23) MARTIN, Remy	(9) MARTIN, Remy
11/14/2019	Central Conn. St.	W	90-49	7496	(23) EDWARDS, Rob	(11) WHITE, Romello
11/17/2019	Rider	W	92-55	7472	(20) MARTIN, Remy	(7) WHITE, Romello
					(20) HOUSE, Jaelen	
11/23/2019	vs St. John's (NY)	W	80-67	7682	(19) MARTIN, Remy	(9) WHITE, Romello
11/24/2019	vs Virginia	L	45-48	5822	(21) MARTIN, Remy	(6) EDWARDS, Rob
11/26/2019	at Princeton	W	67-65	2727	(33) MARTIN, Remy	(9) WHITE, Romello
12/03/2019	at San Francisco	W	71-67	2892	(14) WHITE, Romello	(11) WHITE, Romello
					(14) MARTIN, Remy	
12/07/2019	Louisiana	W	77-65	7685	(19) WHITE, Romello	(14) WHITE, Romello
12/11/2019	Prairie View	W	88-79	6889	(21) MARTIN, Remy	(16) WHITE, Romello
12/14/2019	Georgia	W	79-59	9067	(23) MARTIN, Remy	(17) WHITE, Romello
12/18/2019	vs Saint Mary's (CA)	L	56-96	6892	(43) VERGE JR. , Alonzo	(12) WHITE, Romello
12/21/2019	Creighton	L	60-67	9395	(19) VERGE JR. , Alonzo	(12) WHITE, Romello
12/28/2019	Texas Southern	W	98-81	8795	(23) MARTIN, Remy	(6) VERGE JR. , Alonzo
					(23) VERGE JR. , Alonzo	
01/04/2020	at Arizona	L	47-75	14644	(20) MARTIN, Remy	(5) WHITE, Romello
						(5) LAWRENCE, Kimani
01/09/2020	at Oregon St.	W	82-76	4828	(24) MARTIN, Remy	(9) WHITE, Romello
01/11/2020	at Oregon	L	69-78	9213	(29) MARTIN, Remy	(9) WHITE, Romello
01/16/2020	Colorado	L	61-68	9479	(25) MARTIN, Remy	(10) WHITE, Romello
01/18/2020	Utah	W	83-64	9608	(24) EDWARDS, Rob	(5) CHERRY, Taeshon
01/25/2020	Arizona	W	66-65	13500	(24) MARTIN, Remy	(7) EDWARDS, Rob
						(7) GRAHAM, Jalen
01/29/2020	at Washington St.	L	65-67	2811	(15) WHITE, Romello	(11) WHITE, Romello
02/01/2020	at Washington	W	87-83	9066	(19) MARTIN, Remy	(7) WHITE, Romello
						(7) GRAHAM, Jalen
02/06/2020	UCLA	W	84-66	7708	(26) VERGE JR. , Alonzo	(16) WHITE, Romello
02/08/2020	Southern California	W	66-64	9628	(22) MARTIN, Remy	(10) WHITE, Romello
02/13/2020	at Stanford	W	74-69	3312	(24) MARTIN, Remy	(7) VERGE JR. , Alonzo
02/16/2020	at California	W	80-75	6046	(22) MARTIN, Remy	(10) WHITE, Romello
					(22) VERGE JR. , Alonzo	

Attendance Summary

	Games	Attend	Avg/Game
Home	12	106722	8894
Away	9	55539	6171
Neutral	4	24724	6181
Total	25	186985	7479



2019-20 Arizona St. Men's Basketball Combined Team Statistics All games

Page 1/1
as of Feb 17, 2020

Game Records

Record	Overall	Home	Away	Neutral
ALL GAMES	17-8	10-2	6-3	1-3
CONFERENCE	8-4	4-1	4-3	0-0
NON-CONFERENCE	9-4	6-1	2-0	1-3

Score by Periods

Team	1st	2nd	OT	TOT
Arizona St.	827	1011	0	1838
Opponents	816	913	0	1729

Team Box Score

No.	Player				Total		3-Point		F-Throw		Rebounds														
		GP-GS	MIN	AVG	FG-FGA	FG%	3FG-FGA	3FG%	FT-FTA	FT%	OFF	DEF	TOT	AVG	PF	DQ	A	TO	BLK	STL	PTS	AVG			
1	MARTIN, Remy	25-25	834:43	33.4	169-381	.444	50-141	.355	101-133	.759	11	71	82	3.3	40	0	99	81	1	41	489	19.6			
11	VERGE JR. , Alonzo	22-9	573:56	26.1	118-275	.429	15-56	.268	57-74	.770	16	64	80	3.6	31	0	53	44	2	27	308	14.0			
23	WHITE, Romello	24-23	673:12	28.0	95-157	.605	0-0	.000	61-95	.642	65	157	222	9.3	59	1	23	47	31	11	251	10.5			
2	EDWARDS, Rob	25-22	689:51	27.6	83-238	.349	51-149	.342	43-58	.741	12	74	86	3.4	57	1	15	50	1	20	260	10.4			
4	LAWRENCE, Kimani	24-17	415:59	17.3	43-109	.394	12-48	.250	17-34	.500	23	41	64	2.7	46	1	10	20	8	16	115	4.8			
10	HOUSE, Jaelen	24-0	420:05	17.5	33-106	.311	15-49	.306	29-37	.784	10	41	51	2.1	43	0	29	25	2	33	110	4.6			
35	CHERRY, Taeshon	22-11	414:06	18.8	36-107	.336	13-58	.224	9-18	.500	23	47	70	3.2	67	3	11	14	9	9	94	4.3			
24	GRAHAM, Jalen	22-2	256:01	11.6	38-55	.691	0-0	.000	4-11	.364	32	37	69	3.1	36	0	10	19	24	6	80	3.6			
20	THOMAS, Khalid	18-3	157:24	8.7	20-36	.556	11-23	.478	5-9	.556	6	19	25	1.4	11	0	4	2	1	9	56	3.1			
5	VALTONEN, Elias	18-8	271:18	15.1	12-32	.375	7-14	.500	7-15	.467	4	31	35	1.9	32	0	7	10	2	9	38	2.1			
30	FEIT, Kyle	6-0	11:11	1.9	2-5	.400	1-4	.250	3-4	.750	0	2	2	0.3	0	0	0	1	0	0	8	1.3			
0	MITCHELL, Mickey	17-5	225:16	13.3	9-27	.333	1-5	.200	3-5	.600	14	24	38	2.2	35	1	10	10	5	9	22	1.3			
3	CHRISTOPHER, Caleb	8-0	27:21	3.4	1-7	.143	1-2	.500	3-4	.750	1	2	3	0.4	3	0	0	3	0	1	6	0.8			
25	FOGERTY, Grant	5-0	06:09	1.2	0-0	.000	0-0	.000	1-2	.500	0	1	1	0.2	0	0	0	0	0	1	1	0.2			
15	OLMSTED, John	4-0	05:04	1.3	0-1	.000	0-0	.000	0-0	.000	1	2	3	0.8	0	0	1	0	0	0	0	0.0			
22	ALLEN, Andre	4-0	12:38	3.2	0-0	.000	0-0	.000	0-0	.000	0	4	4	1.0	2	0	0	0	0	0	0	0.0			
12	BURNO, Micah	5-0	05:45	1.2	0-0	.000	0-0	.000	0-0	.000	0	0	0	0.0	1	0	0	1	0	1	0	0.0			
Team											34	50	84					9							
Total		25	5000		659-1536	.429	177-549	.322	343-499	.687	252	667	919	36.8	463	7	272	336	86	193	1838	73.5			
Opponents		25	5000		610-1442	.423	176-543	.324	333-502	.663	249	700	949	38.0	463	11	303	408	94	161	1729	69.2			

Team Statistics

	ASU	OPP
Scoring	1838	1729
Points per game	73.5	69.2
Scoring margin	+4.4	-
Field goals-att	659-1536	610-1442
Field goal pct	.429	.423
3 point fg-att	177-549	176-543
3-point FG pct	.322	.324
3-pt FG made per game	7.1	7.0
Free throws-att	343-499	333-502
Free throw pct	.687	.663
F-Throws made per game	13.7	13.3
Rebounds	919	949
Rebounds per game	36.8	38.0
Rebounding margin	-1.2	-
Assists	272	303
Assists per game	10.9	12.1
Turnovers	336	408
Turnovers per game	13.4	16.3
Turnover margin	+2.9	-
Assist/turnover ratio	0.8	0.7
Steals	193	161
Steals per game	7.7	6.4
Blocks	86	94
Blocks per game	3.4	3.8
Winning streak	5	-
Home win streak	4	-
Attendance	106722	55539
Home games-Avg/Game	12-8894	9-6171
Neutral site-Avg/Game	-	4-6181

Team Results

Date	Opponent		Score	Att.
11/08/2019	vs Colorado	L	71-81	4328
11/14/2019	Central Conn. St.	W	90-49	7496
11/17/2019	Rider	W	92-55	7472
11/23/2019	vs St. John's (NY)	W	80-67	7682
11/24/2019	vs Virginia	L	45-48	5822
11/26/2019	at Princeton	W	67-65	2727
12/03/2019	at San Francisco	W	71-67	2892
12/07/2019	Louisiana	W	77-65	7685
12/11/2019	Prairie View	W	88-79	6889
12/14/2019	Georgia	W	79-59	9067
12/18/2019	vs Saint Mary's (CA)	L	56-96	6892
12/21/2019	Creighton	L	60-67	9395
12/28/2019	Texas Southern	W	98-81	8795
01/04/2020	at Arizona	L	47-75	14644
01/09/2020	at Oregon St.	W	82-76	4828
01/11/2020	at Oregon	L	69-78	9213
01/16/2020	Colorado	L	61-68	9479
01/18/2020	Utah	W	83-64	9608
01/25/2020	Arizona	W	66-65	13500
01/29/2020	at Washington St.	L	65-67	2811
02/01/2020	at Washington	W	87-83	9066
02/06/2020	UCLA	W	84-66	7708
02/08/2020	Southern California	W	66-64	9628
02/13/2020	at Stanford	W	74-69	3312
02/16/2020	at California	W	80-75	6046



2019-20 Arizona St. Men's Basketball
Team Game-by-Game
All games

Page 1/1
as of Feb 17, 2020

				Total		3-Pointers		Free throws		Rebounds										
Opponent	Date	Score		FG-FGA	PCT	3FG-FGA	PCT	FT-FTA	PCT	OFF	DEF	TOT	AVG	PF	A	TO	BLK	STL	PTS	AVG
vs Colorado	11/08/2019	71-81	L	25-65	.385	8-20	.400	13-18	.722	6	30	36	36.0	24	12	16	6	10	71	71.0
Central Conn. St.	11/14/2019	90-49	W	29-65	.446	7-27	.259	25-33	.758	12	34	46	41.0	18	19	12	5	14	90	80.5
Rider	11/17/2019	92-55	W	35-82	.427	10-32	.313	12-20	.600	15	30	45	42.3	18	15	7	6	16	92	84.3
vs St. John's (NY)	11/23/2019	80-67	W	28-61	.459	5-19	.263	19-26	.731	11	28	39	41.5	19	9	13	4	6	80	83.3
vs Virginia	11/24/2019	45-48	L	17-42	.405	5-19	.263	6-10	.600	4	22	26	38.4	13	7	15	2	8	45	75.6
at Princeton	11/26/2019	67-65	W	24-53	.453	8-16	.500	11-17	.647	4	24	28	36.7	15	10	8	1	5	67	74.2
at San Francisco	12/03/2019	71-67	W	26-62	.419	5-12	.417	14-19	.737	8	34	42	37.4	16	9	12	2	7	71	73.7
Louisiana	12/07/2019	77-65	W	28-67	.418	6-26	.231	15-22	.682	16	26	42	38.0	18	13	12	1	10	77	74.1
Prairie View	12/11/2019	88-79	W	23-51	.451	5-17	.294	37-51	.725	8	26	34	37.6	25	9	13	4	8	88	75.7
Georgia	12/14/2019	79-59	W	33-67	.493	6-25	.240	7-16	.438	11	31	42	38.0	18	12	17	1	9	79	76.0
vs Saint Mary's (CA)	12/18/2019	56-96	L	23-64	.359	3-22	.136	7-8	.875	10	23	33	37.5	20	4	15	3	5	56	74.2
Creighton	12/21/2019	60-67	L	23-65	.354	7-26	.269	7-10	.700	11	26	37	37.5	14	11	11	3	5	60	73.0
Texas Southern	12/28/2019	98-81	W	36-63	.571	12-25	.480	14-21	.667	10	22	32	37.1	19	19	16	1	13	98	74.9
at Arizona	01/04/2020	47-75	L	18-59	.305	3-21	.143	8-19	.421	9	26	35	36.9	22	2	15	5	4	47	72.9
at Oregon St.	01/09/2020	82-76	W	29-60	.483	8-16	.500	16-24	.667	9	29	38	37.0	24	13	12	3	10	82	73.5
at Oregon	01/11/2020	69-78	L	23-59	.390	9-29	.310	14-16	.875	10	18	28	36.4	18	12	9	2	4	69	73.3
Colorado	01/16/2020	61-68	L	24-70	.343	6-23	.261	7-11	.636	17	25	42	36.8	22	10	14	7	3	61	72.5
Utah	01/18/2020	83-64	W	30-58	.517	11-18	.611	12-18	.667	8	22	30	36.4	16	15	13	6	6	83	73.1
Arizona	01/25/2020	66-65	W	28-72	.389	6-29	.207	4-9	.444	12	29	41	36.6	15	13	12	5	8	66	72.7
at Washington St.	01/29/2020	65-67	L	26-63	.413	5-19	.263	8-15	.533	14	28	42	36.9	15	9	21	4	8	65	72.4
at Washington	02/01/2020	87-83	W	26-57	.456	8-28	.286	27-33	.818	10	32	42	37.1	26	9	19	2	8	87	73.0
UCLA	02/06/2020	84-66	W	29-58	.500	14-24	.583	12-17	.706	5	31	36	37.1	14	16	9	4	4	84	73.5
Southern California	02/08/2020	66-64	W	21-67	.313	8-25	.320	16-20	.800	17	25	42	37.3	17	7	16	5	12	66	73.2
at Stanford	02/13/2020	74-69	W	29-53	.547	5-16	.313	11-16	.688	9	21	30	37.0	19	9	20	0	5	74	73.3
at California	02/16/2020	80-75	W	26-53	.491	7-15	.467	21-30	.700	6	25	31	36.8	18	8	9	4	5	80	73.5
Total		1838		659-1536	.429	177-549	.322	343-499	.687	252	667	919	36.8	463	272	336	86	193	1838	73.5
Opponents		1729		610-1442	.423	176-543	.324	333-502	.663	249	700	949	38.0	463	303	408	94	161	1729	69.2

Arizona St. Averages

Games Played	Points/game	FG Pct	3FG Pct	FT Pct	Rebounds/game	Assists/game	Turnovers/game	Assist/Turnover ratio	Steals/game	Blocks/game
25	73.5	42.9	32.2	68.7	36.8	10.9	13.4	0.8	7.7	3.4



2019-20 Arizona St. Men's Basketball
Team Overall Conference
All games

Page 1/2
as of Feb 17, 2020

Summary

Player	Overall Statistics										Conference Statistics									
	GP-GS	MIN/G	FG%	3FG%	FT%	R/G	A/G	STL	BLK	PTS/G	GP-GS	MIN/G	FG%	3FG%	FT%	R/G	A/G	STL	BLK	PTS/G
MARTIN, Remy	25-25	33.4	.444	.355	.759	3.3	4.0	41	1	19.6	12-12	34.6	.444	.385	.769	2.9	3.8	14	0	21.3
VERGE JR. , Alonzo	22-9	26.1	.429	.268	.770	3.6	2.4	27	2	14.0	12-4	25.5	.430	.333	.744	3.3	2.1	13	2	13.0
WHITE, Romello	24-23	28.0	.605	.000	.642	9.3	1.0	11	31	10.5	12-12	29.0	.530	.000	.649	8.4	1.1	7	17	9.3
EDWARDS, Rob	25-22	27.6	.349	.342	.741	3.4	0.6	20	1	10.4	12-9	29.0	.361	.365	.735	3.3	0.9	13	0	11.8
LAWRENCE, Kimani	24-17	17.3	.394	.250	.500	2.7	0.4	16	8	4.8	12-11	19.8	.379	.286	.643	2.9	0.6	5	5	5.1
HOUSE, Jaelen	24-0	17.5	.311	.306	.784	2.1	1.2	33	2	4.6	11-0	13.5	.208	.182	.500	1.3	0.4	8	1	1.5
CHERRY, Taeshon	22-11	18.8	.336	.224	.500	3.2	0.5	9	9	4.3	10-7	18.3	.244	.190	.286	4.1	0.3	3	7	2.6
GRAHAM, Jalen	22-2	11.6	.691	.000	.364	3.1	0.5	6	24	3.6	11-0	11.7	.700	.000	.333	4.0	0.4	3	10	4.1
THOMAS, Khalid	18-3	8.7	.556	.478	.556	1.4	0.2	9	1	3.1	5-0	9.8	.643	.556	1.000	1.6	0.4	1	0	4.8
VALTONEN, Elias	18-8	15.1	.375	.500	.467	1.9	0.4	9	2	2.1	5-0	9.4	.333	.500	.000	0.6	0.2	4	0	1.0
FEIT, Kyle	6-0	1.9	.400	.250	.750	0.3	0.0	0	0	1.3	2-0	0.6	.000	.000	.000	0.0	0.0	0	0	0.0
MITCHELL, Mickey	17-5	13.3	.333	.200	.600	2.2	0.6	9	5	1.3	12-5	14.9	.368	.250	.750	2.3	0.6	6	5	1.5
CHRISTOPHER, Caleb	8-0	3.4	.143	.500	.750	0.4	0.0	1	0	0.8	4-0	1.7	.000	.000	1.000	0.3	0.0	0	0	0.5
FOGERTY, Grant	5-0	1.2	.000	.000	.500	0.2	0.0	1	0	0.2	2-0	0.6	.000	.000	.000	0.5	0.0	0	0	0.0
OLMSTED, John	4-0	1.3	.000	.000	.000	0.8	0.3	0	0	0.0	2-0	0.6	.000	.000	.000	0.5	0.0	0	0	0.0
ALLEN, Andre	4-0	3.2	.000	.000	.000	1.0	0.0	0	0	0.0	0-0	0.0	.000	.000	.000	0.0	0.0	0	0	0.0
BURNO, Micah	5-0	1.2	.000	.000	.000	0.0	0.0	1	0	0.0	2-0	0.6	.000	.000	.000	0.0	0.0	0	0	0.0
Totals	25		.429	.322	.687	36.8	10.9	193	86	73.5	12		.424	.342	.684	36.4	10.3	77	47	72.0
Opponent	25		.423	.324	.663	38.0	12.1	161	94	69.2	12		.432	.337	.677	36.5	12.8	86	51	70.8

Scoring

Player	Overall Statistics								Conference Statistics							
	FG-FGA	FG%	3FG-3FGA	3FG%	FT-FTA	FT%	PTS	PTS/G	FG-FGA	FG%	3FG-3FGA	3FG%	FT-FTA	FT%	PTS	PTS/G
MARTIN, Remy	169-381	.444	50-141	.355	101-133	.759	489	19.6	88-198	.444	30-78	.385	50-65	.769	256	21.3
VERGE JR. , Alonzo	118-275	.429	15-56	.268	57-74	.770	308	14.0	58-135	.430	8-24	.333	32-43	.744	156	13.0
WHITE, Romello	95-157	.605	0-0	.000	61-95	.642	251	10.5	44-83	.530	0-0	.000	24-37	.649	112	9.3
EDWARDS, Rob	83-238	.349	51-149	.342	43-58	.741	260	10.4	43-119	.361	31-85	.365	25-34	.735	142	11.8
LAWRENCE, Kimani	43-109	.394	12-48	.250	17-34	.500	115	4.8	22-58	.379	8-28	.286	9-14	.643	61	5.1
HOUSE, Jaelen	33-106	.311	15-49	.306	29-37	.784	110	4.6	5-24	.208	2-11	.182	5-10	.500	17	1.5
CHERRY, Taeshon	36-107	.336	13-58	.224	9-18	.500	94	4.3	10-41	.244	4-21	.190	2-7	.286	26	2.6
GRAHAM, Jalen	38-55	.691	0-0	.000	4-11	.364	80	3.6	21-30	.700	0-0	.000	3-9	.333	45	4.1
THOMAS, Khalid	20-36	.556	11-23	.478	5-9	.556	56	3.1	9-14	.643	5-9	.556	1-1	1.000	24	4.8
VALTONEN, Elias	12-32	.375	7-14	.500	7-15	.467	38	2.1	2-6	.333	1-2	.500	0-2	.000	5	1.0
FEIT, Kyle	2-5	.400	1-4	.250	3-4	.750	8	1.3	0-0	.000	0-0	.000	0-0	.000	0	0.0
MITCHELL, Mickey	9-27	.333	1-5	.200	3-5	.600	22	1.3	7-19	.368	1-4	.250	3-4	.750	18	1.5
CHRISTOPHER, Caleb	1-7	.143	1-2	.500	3-4	.750	6	0.8	0-2	.000	0-1	.000	2-2	1.000	2	0.5
FOGERTY, Grant	0-0	.000	0-0	.000	1-2	.500	1	0.2	0-0	.000	0-0	.000	0-0	.000	0	0.0
OLMSTED, John	0-1	.000	0-0	.000	0-0	.000	0	0.0	0-0	.000	0-0	.000	0-0	.000	0	0.0
ALLEN, Andre	0-0	.000	0-0	.000	0-0	.000	0	0.0	0-0	.000	0-0	.000	0-0	.000	0	0.0
BURNO, Micah	0-0	.000	0-0	.000	0-0	.000	0	0.0	0-0	.000	0-0	.000	0-0	.000	0	0.0
Totals	659-1536	.429	177-549	.322	343-499	.687	1838	73.5	309-729	.424	90-263	.342	156-228	.684	864	72.0
Opponent	610-1442	.423	176-543	.324	333-502	.663	1729	69.2	290-671	.432	90-267	.337	180-266	.677	850	70.8



2019-20 Arizona St. Men's Basketball
Team Overall Conference
All games

Page 2/2
as of Feb 17, 2020

Totals

Player	Overall Statistics									Conference Statistics								
	O-REB	D-REB	TOTAL	PF	FO	A	TO	A/TO	HI PTS	O-REB	D-REB	TOTAL	PF	FO	A	TO	A/TO	HI PTS
MARTIN, Remy	11	71	82	40	0	99	81	1.2	33	4	31	35	21	0	46	44	1.0	29
VERGE JR. , Alonzo	16	64	80	31	0	53	44	1.2	43	6	34	40	16	0	25	24	1.0	26
WHITE, Romello	65	157	222	59	1	23	47	0.5	19	27	74	101	40	1	13	26	0.5	19
EDWARDS, Rob	12	74	86	57	1	15	50	0.3	24	3	36	39	27	1	11	26	0.4	24
LAWRENCE, Kimani	23	41	64	46	1	10	20	0.5	11	13	22	35	22	0	7	9	0.8	11
HOUSE, Jaelen	10	41	51	43	0	29	25	1.2	20	3	11	14	15	0	4	7	0.6	9
CHERRY, Taeshon	23	47	70	67	3	11	14	0.8	11	14	27	41	30	1	3	5	0.6	11
GRAHAM, Jalen	32	37	69	36	0	10	19	0.5	10	22	22	44	19	0	4	9	0.4	9
THOMAS, Khalid	6	19	25	11	0	4	2	2.0	14	2	6	8	3	0	2	1	2.0	10
VALTONEN, Elias	4	31	35	32	0	7	10	0.7	10	0	3	3	5	0	1	3	0.3	3
FEIT, Kyle	0	2	2	0	0	0	1	0.0	5	0	0	0	0	0	0	0	0.0	0
MITCHELL, Mickey	14	24	38	35	1	10	10	1.0	8	9	19	28	28	1	7	9	0.8	8
CHRISTOPHER, Caleb	1	2	3	3	0	0	3	0.0	4	0	1	1	0	0	0	2	0.0	2
FOGERTY, Grant	0	1	1	0	0	0	0	0.0	1	0	1	1	0	0	0	0	0.0	0
OLMSTED, John	1	2	3	0	0	1	0	1.0	0	0	1	1	0	0	0	0	0.0	0
ALLEN, Andre	0	4	4	2	0	0	0	0.0	0	0	0	0	0	0	0	0	0.0	0
BURNO, Micah	0	0	0	1	0	0	1	0.0	0	0	0	0	0	0	0	0	0.0	0
Totals	252	667	919	463	7	272	336	0.8	98	126	311	437	226	4	123	169	0.7	87
Opponent	249	700	949	463	11	303	408	0.7	96	108	330	438	207	3	154	185	0.8	83



2019-20 Arizona St. Men's Basketball
Points-rebounds-assists
All games

Page 1/2
as of Feb 17, 2020

Opponent	Date	Score		0 MITCHELL,M	1 MARTIN,REM	2 EDWARDS,RO	3 CHRISTOPHE	4 LAWRENCE,K	5 VALTONEN,E	10 HOUSE,JAEL	11 VERGE JR.	12 BURN, MICA	15 OLMSTED,JO	20 THOMAS,KHA
vs CU	11/08/2019	71-81	L	DNP	23-9-8	20-1-0	DNP	10-6-0	1-4-0	7-1-1	4-6-2	DNP	DNP	0-1-0
CCSU	11/14/2019	90-49	W	DNP	14-2-3	23-4-1	4-2-0	6-5-1	1-3-0	14-4-5	10-2-5	0-0-0	0-0-0	0-2-0
Rider	11/17/2019	92-55	W	DNP	20-3-3	5-3-0	0-0-0	2-2-0	6-3-1	20-5-2	11-6-4	0-0-0	0-2-1	2-0-0
vs SJU	11/23/2019	80-67	W	DNP	19-4-2	13-7-0	0-0-0	1-1-0	10-2-2	11-6-3	DNP	0-0-0	DNP	0-0-0
vs UVa	11/24/2019	45-48	L	DNP	21-1-3	10-6-0	DNP	0-3-0	0-3-0	0-4-3	DNP	DNP	DNP	0-0-1
at PU	11/26/2019	67-65	W	DNP	33-4-3	3-1-1	DNP	0-0-0	4-3-0	2-5-2	DNP	DNP	DNP	14-2-1
at USF	12/03/2019	71-67	W	DNP	14-6-5	5-5-0	DNP	7-2-0	6-2-0	0-1-1	3-1-2	DNP	DNP	3-5-0
LA	12/07/2019	77-65	W	DNP	15-1-4	17-5-1	DNP	2-3-0	0-2-2	9-4-1	4-3-2	DNP	DNP	2-3-0
PVAM	12/11/2019	88-79	W	0-0-0	21-3-3	14-1-0	DNP	4-1-1	5-3-0	5-1-2	20-4-2	DNP	DNP	2-2-0
UGa	12/14/2019	79-59	W	0-0-0	23-3-6	5-5-0	0-0-0	11-2-0	0-3-0	2-1-3	15-5-2	DNP	DNP	0-0-0
vs SMC	12/18/2019	56-96	L	0-5-1	0-1-1	0-4-0	DNP	0-1-0	0-2-0	0-1-0	43-3-2	DNP	DNP	0-0-0
CU	12/21/2019	60-67	L	0-1-0	7-5-7	2-2-1	DNP	DNP	0-1-0	3-2-1	19-4-0	DNP	DNP	3-0-0
TSU	12/28/2019	98-81	W	4-4-2	23-5-5	1-3-0	DNP	11-3-1	0-1-1	20-2-1	23-6-7	DNP	DNP	6-2-0
at UA	01/04/2020	47-75	L	2-3-0	20-3-1	2-2-0	0-0-0	8-5-0	DNP	3-4-0	8-2-1	DNP	DNP	DNP
at OSU	01/09/2020	82-76	W	2-4-2	24-0-3	18-4-2	DNP	9-5-0	0-0-0	1-1-1	7-4-5	DNP	DNP	DNP
at Oregon	01/11/2020	69-78	L	2-4-0	29-3-6	11-2-0	DNP	6-3-1	DNP	9-1-1	0-3-3	DNP	DNP	DNP
CU	01/16/2020	61-68	L	0-2-0	25-7-6	8-1-1	DNP	0-3-0	DNP	0-3-1	7-2-0	DNP	DNP	DNP
Utah	01/18/2020	83-64	W	0-3-0	20-1-6	24-1-2	2-0-0	5-3-1	3-1-0	DNP	9-3-3	0-0-0	0-0-0	0-0-0
UA	01/25/2020	66-65	W	0-2-0	24-3-4	15-7-1	DNP	0-1-1	DNP	0-0-0	13-4-2	DNP	DNP	DNP
at WSU	01/29/2020	65-67	L	0-0-0	12-5-2	11-1-1	0-1-0	4-3-0	0-1-0	1-0-0	11-2-1	DNP	DNP	0-3-1
at UW	02/01/2020	87-83	W	0-2-2	19-3-1	18-4-2	DNP	0-5-0	DNP	0-0-1	18-5-2	DNP	DNP	10-2-0
UCLA	02/06/2020	84-66	W	2-1-3	15-2-7	13-5-2	0-0-0	11-2-1	DNP	0-0-0	26-1-2	0-0-0	0-1-0	9-2-0
USC	02/08/2020	66-64	W	2-1-0	22-5-3	11-4-0	DNP	0-3-3	DNP	0-5-0	16-1-0	DNP	DNP	5-1-1
at Stan	02/13/2020	74-69	W	0-3-0	24-2-2	4-4-0	DNP	11-1-0	2-1-1	3-0-0	19-7-4	DNP	DNP	DNP
at Cal	02/16/2020	80-75	W	8-3-0	22-1-5	7-4-0	DNP	7-1-0	0-0-0	0-0-0	22-6-2	DNP	DNP	DNP



2019-20 Arizona St. Men's Basketball
Points-rebounds-assists
All games

Page 2/2
as of Feb 17, 2020

Opponent	Date	Score		22 ALLEN,ANDR	23 WHITE,ROME	24 GRAHAM,JAL	25 FOGERTY,GR	30 FEIT,KYLE	35 CHERRY,TAE
vs CU	11/08/2019	71-81	L	0-2-0	DNP	6-3-1	DNP	DNP	DNP
CCSU	11/14/2019	90-49	W	0-1-0	2-11-1	10-4-3	1-0-0	1-1-0	4-2-0
Rider	11/17/2019	92-55	W	0-1-0	11-7-1	4-4-0	0-0-0	5-0-0	6-3-3
vs SJU	11/23/2019	80-67	W	0-0-0	15-9-0	4-4-0	0-0-0	2-0-0	5-3-2
vs UVa	11/24/2019	45-48	L	DNP	10-3-0	2-0-0	DNP	DNP	2-1-0
at PU	11/26/2019	67-65	W	DNP	11-9-3	0-1-0	DNP	DNP	0-1-0
at USF	12/03/2019	71-67	W	DNP	14-11-0	9-4-1	DNP	DNP	10-3-0
LA	12/07/2019	77-65	W	DNP	19-14-0	0-2-1	DNP	DNP	9-2-2
PVAM	12/11/2019	88-79	W	DNP	14-16-1	0-1-0	DNP	DNP	3-0-0
UGa	12/14/2019	79-59	W	DNP	18-17-1	0-1-0	DNP	DNP	5-3-0
vs SMC	12/18/2019	56-96	L	DNP	5-12-0	0-1-0	DNP	0-1-0	8-0-0
CU	12/21/2019	60-67	L	DNP	18-12-2	DNP	DNP	DNP	8-6-0
TSU	12/28/2019	98-81	W	DNP	2-0-1	DNP	DNP	DNP	8-5-1
at UA	01/04/2020	47-75	L	DNP	0-5-0	4-2-0	DNP	DNP	0-4-0
at OSU	01/09/2020	82-76	W	DNP	12-9-0	6-5-0	DNP	DNP	3-3-0
at Oregon	01/11/2020	69-78	L	DNP	7-9-1	2-0-0	DNP	DNP	3-0-0
CU	01/16/2020	61-68	L	DNP	19-10-1	0-2-0	DNP	DNP	2-8-1
Utah	01/18/2020	83-64	W	DNP	5-4-1	4-3-1	0-1-0	0-0-0	11-5-1
UA	01/25/2020	66-65	W	DNP	6-4-2	4-7-2	DNP	DNP	4-5-1
at WSU	01/29/2020	65-67	L	DNP	15-11-4	9-6-0	DNP	DNP	2-5-0
at UW	02/01/2020	87-83	W	DNP	18-7-1	4-7-0	DNP	DNP	0-3-0
UCLA	02/06/2020	84-66	W	DNP	8-16-1	DNP	0-0-0	0-0-0	0-2-0
USC	02/08/2020	66-64	W	DNP	7-10-0	2-2-0	DNP	DNP	1-6-0
at Stan	02/13/2020	74-69	W	DNP	5-6-1	6-5-1	DNP	DNP	DNP
at Cal	02/16/2020	80-75	W	DNP	10-10-1	4-5-0	DNP	DNP	DNP



2019-20 Arizona St. Men's Basketball Opponents Game-by-Game All games

Page 1/1
as of Feb 17, 2020

				Total		3-Pointers		Free throws		Rebounds											
Opponent	Date	Score		FG-FGA	PCT	3FG-FGA	PCT	FT-FTA	PCT	OFF	DEF	TOT	AVG	PF	A	TO	BLK	STL	PTS	AVG	
vs Colorado	11/08/2019	71-81	L	30-65	.462	6-16	.375	15-25	.600	12	36	48	48.0	14	12	18	3	6	81	81.0	
Central Conn. St.	11/14/2019	90-49	W	17-57	.298	4-17	.235	11-21	.524	12	27	39	43.5	28	9	23	5	6	49	65.0	
Rider	11/17/2019	92-55	W	23-60	.383	3-21	.143	6-14	.429	12	35	47	44.7	22	10	29	3	7	55	61.7	
vs St. John's (NY)	11/23/2019	80-67	W	25-66	.379	3-16	.188	14-22	.636	17	24	41	43.8	21	9	16	4	4	67	63.0	
vs Virginia	11/24/2019	45-48	L	18-49	.367	5-16	.313	7-7	1.000	9	22	31	41.2	13	6	13	5	4	48	60.0	
at Princeton	11/26/2019	67-65	W	27-57	.474	7-26	.269	4-9	.444	7	28	35	40.2	17	13	11	3	3	65	60.8	
at San Francisco	12/03/2019	71-67	W	24-66	.364	8-28	.286	11-16	.688	11	30	41	40.3	17	5	11	6	7	67	61.7	
Louisiana	12/07/2019	77-65	W	21-49	.429	8-24	.333	15-20	.750	5	29	34	39.5	20	7	20	3	4	65	62.1	
Prairie View	12/11/2019	88-79	W	25-58	.431	8-16	.500	21-33	.636	13	26	39	39.4	31	16	20	3	6	79	64.0	
Georgia	12/14/2019	79-59	W	23-66	.348	2-24	.083	11-20	.550	15	28	43	39.8	20	12	19	1	11	59	63.5	
vs Saint Mary's (CA)	12/18/2019	56-96	L	34-57	.596	16-26	.615	12-17	.706	5	32	37	39.5	16	19	10	3	10	96	66.5	
Creighton	12/21/2019	60-67	L	27-61	.443	7-24	.292	6-8	.750	9	34	43	39.8	15	15	11	4	2	67	66.5	
Texas Southern	12/28/2019	98-81	W	26-60	.433	9-22	.409	20-24	.833	14	19	33	39.3	22	16	22	0	5	81	67.6	
at Arizona	01/04/2020	47-75	L	30-63	.476	4-15	.267	11-22	.500	11	38	49	40.0	18	17	13	6	6	75	68.1	
at Oregon St.	01/09/2020	82-76	W	23-50	.460	8-21	.381	22-31	.710	5	26	31	39.4	18	13	14	5	5	76	68.7	
at Oregon	01/11/2020	69-78	L	26-54	.481	12-29	.414	14-23	.609	10	27	37	39.3	16	16	12	4	4	78	69.3	
Colorado	01/16/2020	61-68	L	21-52	.404	7-18	.389	19-26	.731	8	32	40	39.3	16	13	13	3	8	68	69.2	
Utah	01/18/2020	83-64	W	22-56	.393	6-24	.250	14-20	.700	14	24	38	39.2	14	16	18	3	6	64	68.9	
Arizona	01/25/2020	66-65	W	23-57	.404	6-20	.300	13-18	.722	9	34	43	39.4	13	11	18	5	7	65	68.7	
at Washington St.	01/29/2020	65-67	L	23-56	.411	10-25	.400	11-16	.688	7	27	34	39.2	16	14	19	4	12	67	68.6	
at Washington	02/01/2020	87-83	W	24-62	.387	9-31	.290	26-35	.743	9	24	33	38.9	23	10	14	5	12	83	69.3	
UCLA	02/06/2020	84-66	W	22-58	.379	7-25	.280	15-22	.682	9	27	36	38.7	15	10	10	2	4	66	69.1	
Southern California	02/08/2020	66-64	W	23-55	.418	8-20	.400	10-17	.588	13	29	42	38.9	19	11	24	9	9	64	68.9	
at Stanford	02/13/2020	74-69	W	26-50	.520	6-21	.286	11-16	.688	4	17	21	38.1	15	13	20	4	9	69	68.9	
at California	02/16/2020	80-75	W	27-58	.466	7-18	.389	14-20	.700	9	25	34	38.0	24	10	10	1	4	75	69.2	
Total		1729		610-1442	.423	176-543	.324	333-502	.663	249	700	949	38.0	463	303	408	94	161	1729	69.2	
Arizona St.		1838		659-1536	.429	177-549	.322	343-499	.687	252	667	919	36.8	463	272	336	86	193	1838	73.5	

Opponents Averages

Games Played	Points/game	FG Pct	3FG Pct	FT Pct	Rebounds/game	Assists/game	Turnovers/game	Assist/Turnover ratio	Steals/game	Blocks/game
25	69.2	42.3	32.4	66.3	38.0	12.1	16.3	0.7	6.4	3.8

Competition Under Coach Hurley



**WE WILL
CONTINUE TO
SEEK OUT THE
OPPORTUNITY
TO COMPETE
AGAINST THE
BEST.**

BOBBY HURLEY
HEAD COACH // SUN DEVIL HOOPS

Coach Bobby Hurley and his staff have played non-conference games against some of the best and have proven they are not afraid to go on the road. Expect the effort to schedule the best to continue. In his first five years he has played road games all over the nation against all conferences with trips to Creighton, Georgia, Kansas, Kentucky, Princeton, San Diego State, San Francisco, UNLV and Vanderbilt.

SUN DEVIL TEAMS PLAYED OR TO BE PLAYED SINCE HIRING OF BOBBY HURLEY

Creighton (Big East)	Nevada (MWC)	UNLV (MWC)
Georgia (SEC)	NC State (ACC)	Utah State (MWC)
Kansas (Big 12)	Purdue (Big 10)	Vanderbilt (SEC)
Kansas State (Big 12)	San Diego State (MWC)	Virginia (ACC)
Kentucky (SEC)	St. John's (Big East)	Xavier (Big East)
Marquette (Big East)	St. Mary's (WCC)	
Mississippi State (SEC)	Texas A&M (SEC)	

Sun Devil Men's Basketball Head Coach Bobby Hurley

SUN DEVIL NOTABLES UNDER HEAD COACH BOBBY HURLEY




Hurley coaching courtside against No. 1 Kansas.

- Named 14th men's basketball coach of ASU on April 9, 2015.
- Sun Devils matched highest ranking in school history (third) in December of 2017.
- Finished second in Pac-12 in 2018-19 (12-6) for just the fourth time in school history (41 seasons).
- Defeated No. 1 Kansas on Dec. 22, 2018, the program's only home victory against the nation's top-ranked team.
- Notched its first NCAA Tournament win since 2009 and posted 23 wins for just the eighth time in school history in 2018-19.
- Prior to its past two NCAA appearances, ASU had made the NCAA Tournament three times in the previous 22 seasons (1996-2017).
- ASU has averaged 80.04 points per game the past two seasons, tops in the Pac-12.
- ASU had not made March Madness in back-to-back years since 1980-81, yet now ASU is the only Pac-12 school to make the NCAAs the last two seasons.
- Won exempt tournaments in November of 2017 and 2018 after not winning one since November of 1994.
- In 2017-18 ASU averaged a school-record 10,603 fans, as the 4,103 extra bodies from 2016-17 to 2017-18 was the second-best increase in all of college hoops.



Hurley celebrating with the team after beating No.1 Kansas in 2018.


2019-20 SUN DEVIL TV ROSTER



00 MICKEY MITCHELL
F 6-7 225 SR
Orlando, FL



1 REMY MARTIN
G 6-0 175 JR
Chatsworth, CA



2 ROB EDWARDS
G 6-5 205 SR
Detroit, MI




3 CALEB CHRISTOPHER
G 6-1 180 FR
Carson, CA




4 KIMANI LAWRENCE
F 6-8 220 JR
Providence, RI



5 ELIAS VALTONEN
G 6-7 195 SO
Eura, Finland



10 JAELEN HOUSE
G 6-2 160 FR
Phoenix, AZ




11 ALONZO VERGE, JR.
G 6-3 165 JR
Chicago, IL




12 MICAH BURNO
G 6-0 180 FR
Scottsdale, AZ



15 JOHN OLMSTED
F 6-10 215 FR
Morenci, AZ




20 KHALID THOMAS
F 6-9 210 JR
Portland, OR



22 ANDRE ALLEN
F 6-9 210 JR
Los Angeles, CA



23 ROMELLO WHITE
F 6-8 245 JR
Atlanta, GA



24 JALEN GRAHAM
F 6-9 205 FR
Phoenix, AZ



25 GRANT FOGERTY
G 6-0 175 SR
Scottsdale, AZ



30 KYLE FEIT
G 6-4 190 SO
West Palm Beach, FL



35 TAESHON CHERRY
F 6-8 210 SO
El Cajon, CA