

# 2018 Sun Devil Baseball

## GAME NOTES - STANFORD

### ARIZONA STATE

14-19 (6-6 Pac-12)

@ASU\_Baseball

@TheSunDevils

#### GAMES 34-36

April 13-15

6:05 p.m./3:05 p.m./1:05 p.m.

Sunken Diamond

Palo Alto, Calif.

Watch: Pac-12 Plus

Radio: NBC Sports 1060 AM

### #2 STANFORD

23-4 (6-4 Pac-12)

@StanfordBSB

@GoStanford

Five-Time NCAA Champions (1965, 1967, 1969, 1977, 1981) | 22 College World Series Appearances | 21 Conference Championships | 123 All-Americans | 14 National Players of the Year | 11 College Baseball Hall of Fame



ASU\_BASEBALL



SUN DEVIL BASEBALL



ASU\_BASEBALL

#### MEDIA RELATIONS CONTACT

Jeremy Hawkes

jdhawkes@asu.edu | C: 520-403-0121 | O: 480-965-9544

#### #10THINGS (Twitter-Friendly Notes)

1. @swifty23 has helped ASU turn 18 double plays this season - 5th in the Pac-12 - and is second in the league with 85 defensive assists.
2. @gagcanning and @spenny19 were named to the Golden Spikes Midseason Watch List for National Player of the Year.
3. With 23 career triples, @gagcanning is third in ASU history and chasing the NCAA record of 32 set back in the 1980s.
4. The Sun Devils currently lead the Pac-12 with 28 doubles players turned this season, 22 being helped by @swifty23.
5. @elingos15 has a 1.24 ERA in Pac-12-only games this season, good for first among all starters in the league.
6. @spenny19 is first nationally with 16 home runs this season - the new ASU freshman record and eight more than any other freshman.
7. @elingos15 has 5 quality starts in 8 starts this season and went 5.2 IP with less than 3 earned runs in 2 other starts.
8. Spencer Torkelson has reached based in 17 consecutive games and now leads the team with 19 walks.
9. Gage Workman is currently ranked fifth in Pac-12 only games with his .389 average in league games this season.
10. @gagcanning has scored 15 runs in Pac-12-only games this season, a total that is four more than any player in the league.

#### #BYTHENUMBERS

Drew Swift has been one of the elite freshmen in the country in the small sample size to date, posting a .364 on-base percentage thanks to his 18 walks - tied for 11th in the Pac-12. His biggest impact, however, has come from his much-needed defensive prowess at shortstop. Swift is **second in the Pac-12 with 99 defensive assists this season**. The frosh has helped to turn 22 double plays this season, tied for third in the Pac-12 and helping the Sun Devils lead the Pac-12 with 28 total double plays this season.

Spencer Torkelson has **16 home runs in 33 games this season**, a total that leads the nation and is eight more than any other freshman. He has advanced baserunners a team-best 35 times on 74 chances (.473) and has provided plenty of productive outs as well - leading the way with 18 runners advanced with an out, 10 more than any other Sun Devil. Torkelson's 13 two-out RBI also pace the squad and are six more than any other player on the roster. Torkelson needs 7 home runs to move in ASU's single-season Top-3 all-time.

Gage Canning is second in the NCAA in hits this season (56) and **leads the nation in triples (9)**. He is currently 25th nationally and third in the Pac-12 with a .400 average this season. Canning has reached base in 32 of 33 games this season and has a hit in 30 of those. Canning is ASU's top batter with two outs, currently posting a .414 clip on 12-of-29 hitting and he leads the team with a .423 average with runners in scoring position on 11-of-26 chances. Canning was named the USA Baseball Golden Spikes Award Midseason Watch List this season.

Jake Godfrey made three appearances last week and did **not allow a run in any of those appearances**, earning his first save of the season against USC in the process. He threw 4.1 innings of relief in his last four games with five strikeouts, no walks and no runs allowed. Godfrey has a team-leading 1.08 ERA this season with eight strikeouts and just one earned run against over 8.1 innings pitched.

#### 2018 @ASU BASEBALL Schedule

Date	Opponent	Time/Score
17-Feb	Miami (OH) ^	L 2-4
17-Feb	Miami (OH) DH ^	W 7-3
18-Feb	Miami (OH) DH ^	W 11-1 (7)
18-Feb	Miami (OH) ^	L 8-16
23-Feb	St. Mary's ^	L 1-6
24-Feb	St. Mary's ^	L 5-6
25-Feb	St. Mary's ^	W 2-1
27-Feb	at Long Beach State	W 1-0
28-Feb	at Long Beach State	L 4-16
2-Mar	Oklahoma St. ^	W 9-1
3-Mar	Oklahoma St. ^	W 14-2
4-Mar	Oklahoma St. #	L 2-3 (10)
6-Mar	at Pepperdine	W 10-7
9-Mar	UNC Wilmington ^	W 9-4
10-Mar	UNC Wilmington ^	L 0-9
11-Mar	UNC Wilmington ^	L 1-3
13-Mar	Arizona #	L 2-6
16-Mar	Oregon ^	W 7-4
17-Mar	Oregon ^	W 18-4
18-Mar	Oregon ^	W 6-1
20-Mar	#19 UNLV ^	L 3-10
23-Mar	at #16 UCLA ^ #	L 4-5 (10)
24-Mar	at #16 UCLA ^ #	L 1-12
25-Mar	at #16 UCLA ^ #	W 4-0
29-Mar	at WSU ^ #	L 7-8 (10)
30-Mar	at WSU ^ #	L 3-4 (11)
31-Mar	at WSU ^ #	W 7-0
3-Apr	Cal State Fullerton #	L 6-7
4-Apr	Cal State Fullerton #	L 1-2
6-Apr	USC ^	W 5-1
7-Apr	USC ^	L 1-10
8-Apr	USC ^	L 4-8
10-Apr	at UNLV	L 6-14
13-Apr	at Stanford *	6:05 PM
14-Apr	at Stanford *	3:05 PM
15-Apr	at Stanford *	1:05 PM
20-Apr	Utah ^	6:30 PM
21-Apr	Utah ^	6:30 PM
22-Apr	Utah ^	12:30 PM
25-Apr	New Mexico State ^	6:30 PM
27-Apr	at Oregon State *	5:35 PM
28-Apr	at Oregon State *	1:35 PM
29-Apr	at Oregon State *	1:05 PM
4-May	Washington ^	6:30 PM
5-May	Washington ^	6:30 PM
6-May	Washington ^	12:30 PM
9-May	at San Diego	6:00 PM
13-May	Pacific ^	1:00 PM
14-May	Pacific ^	6:30 PM
17-May	at Arizona ^ #	6:00 PM
18-May	at Arizona ^ #	7:00 PM
19-May	at Arizona ^ #	4:30 PM
24-May	Cal ^ #	7:00 PM
25-May	Cal ^ #	6:00 PM
26-May	Cal ^ #	12:00 PM

All times local

\* - Indicates a Pac-12 Conference game

# - Indicates a Pac-12 Network Game

^ - Indicates a Pac-12 Live Stream Game

#### PROJECTED STARTERS

ASU	ERA	W-L	IP	SO	BB	Opp. Avg.
RHP Alec Marsh	2.50	3-1	36.0	33	12	.188
LHP Eli Lingos	2.36	5-2	53.1	47	15	.249
RHP Sam Romero	5.66	1-1	35.0	37	11	.293

STAN	ERA	W-L	IP	SO	BB	Opp. Avg.
RHP Tristan Beck	3.66	3-2	39.1	39	10	.242
LHP Kris Bubic	1.94	5-0	41.2	46	10	.181
LHP Erik Miller	4.50	1-2	26.0	33	14	.245

# 2018 Sun Devil Baseball

## QUICK FACTS/MEDIA INFO

### GENERAL INFORMATION

Location .....	Tempe, Ariz.
Founded .....	1885
Enrollment .....	103,410
Nickname .....	Sun Devils
School Colors .....	Maroon and Gold
Home Field .....	Phoenix Municipal Stadium
Capacity .....	5,300
Packard Dimensions .....	Lines: 345 Alleys: 390 CF: 410
Surface .....	Grass
Affiliation .....	NCAA Div. I
Conference .....	Pac-12
President .....	Dr. Michael Crow
VP of Athletics .....	Ray Anderson
Sports Medicine Director .....	Kenny McCarty
Facility Management .....	Mike Chismar
Athletic Dept. Phone .....	(480) 965-3482
Ticket Office Phone .....	(480) 727-0000
Athletics Department Address .....	Carson Student-Athlete Center
.....	500 East Veteran's Way
.....	P.O. Box 872505
.....	Tempe, AZ 85287-2505

### PROGRAM HISTORY

First Year of Baseball .....	1907 (7-2)
Start of NCAA Baseball .....	1959 (28-18-1)
All-Time Record (Includes Prior to NCAA) .....	2849-1431-8 (.667)*
National Championships .....	5 ('65, '67, '69, '77, '81)
Years in CWS/Last .....	22 (2010)*
All-Time CWS Record .....	61-38 (.616)*
NCAA Appearances/Last .....	39 (2016)*
NCAA Tournament Record .....	169-78 (.687)*
Best Record All-time .....	64-6 (.914) - 1972
Last All-American .....	2016 (3)
.....	Seth Martinez (RHP/2nd Team)
.....	David Greer (3B/3rd Team)
.....	Colby Woodmansee (SS/3rd Team)

\* - ASU vacated 44 wins, the Pac-10 title and the College World Series appearance from 2007. Records do not reflect the vacations.

### COACHING STAFF

Head Coach .....	Tracy Smith (4th/22nd overall)
Alma Mater .....	Miami (Ohio) (1989)
Record at ASU (Years) .....	107-94 (3)
Career Division I (Years) .....	710-551-1 (21)
Assistant Coach .....	Ben Greenspan (3rd year)
Assistant Coach .....	Mike Cather (1st Year)
Volunteer Assistant Coach/Hitting Coach .....	Michael Earley (2nd year)
Video Coordinator .....	Abe Ruiz (3rd year)
Dir. of Operations .....	Brendan Cunningham (9th year)
Strength & Conditioning .....	Jason Robbins (3rd year)
Dir. of Community Relations .....	Armando Flores (11th year)

### SPORTS INFORMATION

Baseball Contact .....	Jeremy Hawkes
Office .....	480-965-9544
Cell .....	520-403-0121
Email .....	jdhawkes@asu.edu
Director of Sports Information .....	Doug Tammaro
Email .....	tammaro@asu.edu

### TEAM INFORMATION

Letterwinners Returning/Lost .....	19/14
.....	Pitchers - 12/7
.....	Position Players - 7/7
Returning Pitchers (min. 13 app./20 inn.) .....	9
Returning Position (min. 30 GP) .....	6
Total Newcomers .....	17
Newcomers Drafted .....	5

## MEDIA INFORMATION

### Credentials

All credential requests should be sent via email to Jeremy Hawkes (jdhawkes@asu.edu).

### Interview Policy

Arizona State will typically host weekly media availability every Tuesday at Phoenix Municipal Stadium prior to practice at approximately 1 p.m. On weeks of a Tuesday midweek game at home, the Tuesday postgame press conference will serve as the week's availability. Media planning to attend must contact Jeremy Hawkes (520-403-0121/jdhawkes@asu.edu) ahead of time and inform him of their plans. Throughout the season's schedule, ASU will host postgame interviews in the Omaha Room located in the home locker room following coach's postgame talk with the team. Media members should request players at the beginning of the ninth inning. Please contact Jeremy Hawkes or a member of the media relations staff in the press box to coordinate those interviews. Media members who wish to schedule an interview outside of practice must contact Jeremy Hawkes.

### Photography/Videography

Accommodations for B-Roll purposes at practice can be made through Jeremy Hawkes (jdhawkes@asu.edu). During games, credentials must be worn in plain view throughout the game while on the field and all photographers must adhere to painted lines and instructions given by security personnel and/or Arizona State staff members at all times. Shooting areas are designated camera wells on the far side of both the visitor's and home team's dugouts. Contact Jeremy Hawkes for any details regarding shooting game action.

### Media Highlights Policy

Highlights include Pac-12 Networks/ESPN/FOX broadcasts and all home hosted non-televised competitions, including those that are live streamed. ESPN networks (i.e., ESPN, ESPN2, ESPNU) will also televise all NCAA College World Series games from Saturday, June 17, through Wednesday, June 28. No other broadcast network or Internet entity, other than ESPN, may air these games, nor show highlights of these games until the ESPN broadcast is off the air. Broadcast networks / television stations may use up to three (3) minutes (per newscast) of video footage from any one game or five (5) minutes total of video footage from all games played on that particular day of competition for up to 72 hours following the game / broadcast. No media entity (commercial or noncommercial) is allowed to display any game video on its website. If a commercial broadcast entity wishes to license video footage beyond the previously described time period (72 hours), all requests to obtain clips or copies of NCAA championships / events (e.g., game / program records, melt / highlight tapes) need to go through the NCAA / T3 Media online footage request system, which can be found at the following website: <http://www.t3licensing.com/video/home/ncaa.do>.

### 2018 Media Coverage

Every single one of the Sun Devils' 35 home games will be available to fans via the Pac-12 Networks or the Pac-12 Live Stream online and a total of 13 games overall are scheduled to be televised live through the Pac-12 Networks.

The Sun Devil Sports Radio Network is scheduled to broadcast 35 Sun Devil Baseball games this season between NBC Sports Radio AM 1060. Fans can listen to the broadcasts on the radio or via the Tuneln app on thesundevils.com. Links to the streaming audio can be found on the online baseball schedule.

Tim Healey is set to serve his 20th season as the "Voice of the Sun Devils" on baseball broadcasts and will be joined for the second-straight season by color analyst Max Ros-siter, who was an all-conference catcher for the Devils from 2012-13.

Head Coach Tracy Smith's weekly radio show, "Dugout Chatter," will debut on March 28 on NBC Sports Radio AM 1060. The 30-minute show will run mainly on Wednesday's at 7 p.m. for nine weeks and is hosted by the Tim Healey.

# 2018 Sun Devil Baseball

## GAME NOTES/ROSTERS

**PHOENIX** -- Sun Devil Baseball continues its four-game road trip with a three-game Pac-12 series against Stanford beginning on Friday. Friday's contest will get underway at 6:05 p.m. PT, followed by a 3:05 first pitch on Saturday and a 1:05 first pitch on Sunday.

### Follow the Action

- The series will be streamed live online via Pac-12 Plus and available at [pac-12.com/live](http://pac-12.com/live).
- The Sun Devil Sports Radio Network is scheduled to broadcast all three games this weekend on NBC Sports 1060 AM. All games will also be available through the TuneIn app on TheSunDevils.com. Broadcaster Tim Healey is set to serve his 20th season as the "Voice of the Sun Devils" on baseball broadcasts and will be joined for the second-straight season by color analyst Max Rossiter, who was an all-conference catcher for the Devils from 2012-13.
- Fans are encouraged to follow the Devils on Twitter @ASU\_Baseball for updates throughout the week.
- Fans can also follow the stats live throughout the weekend at [asu.statbroadcast.com](http://asu.statbroadcast.com)

### Scouting the Cardinal

- Sunday's series finale will mark the 200th game between the two programs – ASU owns a 102-95-0 all-time record against Stanford, with the first meeting coming in 1961.
- Stanford's pitching staff ranks first in the Pac-12 in ERA (2.72) and opposing batting average (.208) and leads the nation in WHIP (1.06).
- Sophomore Andrew Daschbach leads the team in home runs (8), RBI (33) and slugging percentage (.596) after hitting four home runs in five games last week. He ranks third in the Pac-12 in home runs and fifth in RBI.
- Freshman Tim Tawa has emerged as one of Stanford's leading offensive players, leading qualified players in batting average (.324), doubles (8) and total bases (61).

### Eli's Coming

- Eli Lingos leads the team this year with five quality starts in his eight starts to date. Of note on that, however, is that he went 5.2 innings in two other starts while allowing fewer than 3 runs, meaning he is just 2 outs away from having seven quality starts in his eight starts to date.
- Lingos led the Sun Devils with six quality starts last season. No other Sun Devil had more than one quality start on the year.
- Lingos has picked off a Pac-12-leading four runners thus far this season.
- Lingos leads the Pac-12 with 53.1 innings pitched this season and is tied for second with five victories. In Pac-12 games only, Lingos has a miniscule 1.24 ERA which leads all Pac-12 starters. His 2.36 overall ERA this season is ninth in the Pac-12.
- Lingos has 47 strikeouts this year, good for third in the Pac-12.

### The Book of Eli

- Lingos opened Pac-12 action with career bests in innings pitched in three straight games as he went 7.2 innings against Oregon, 8.0 innings against #16 UCLA and 9.0 innings in a complete game shutout of Washington State.
- Lingos went 22.2 innings without allowing a single run between the midway points of the Oregon and USC games, a period of four starts.
- Lingos has showed a veteran presence when he gets ahead in counts, striking out 26 batters on 0-2 or 1-2 counts with opponents batting just 7-of-56 in the process (.125).

### NUMERICAL QUICK ROSTER

No.	Name	Pos.	Cl.	B/T
3	Montoya, Chaz	LHP	So.	L/L
5	Williams, Alikia	INF	Fr.	R/R
6	Swift, Drew	INF	Fr.	R/R
8	Marsh, Alec	RHP	So.	R/R
9	Ferri, Sam	C	So.	R/R
10	McQuin, Jeremy	INF	Jr.	S/R
11	Higgins, Connor	LHP	Jr.	R/L
12	Canning, Gage	OF	Jr.	L/R
14	Workman, Gage	INF	Fr.	S/R
15	Lingos, Eli	LHP	Sr.	L/L
16	Hogueisson, Zach	OF	Fr.	L/R
17	Hingst, Ryan	RHP	Sr.	R/R
18	Hauver, Trevor	OF	Fr.	L/R
19	Vander Kooi, Boyd	RHP	Fr.	R/R
20	Torkelson, Spencer	INF/OF	Fr.	R/R
21	Aldrete, Carter	INF	So.	R/R
22	Stadler, Fitz	RHP	Jr.	R/R
23	Godfrey, Jake	RHP	Sr.	R/R
24	Bishop, Hunter	OF	So.	L/R
25	Strand, Zane	RHP	RS Fr.	R/R
26	Romero, Sam	RHP	Jr.	R/R
27	Lin, Lyle	C/INF	So.	R/R
28	Mehan, Scott	OF	Fr.	R/R
29	Schneider, Grant	RHP	Sr.	R/R
30	Corrigan, Brady	RHP	Fr.	R/R
31	Davis, Drake	RHP	Fr.	R/R
35	Coffey, Adisyn	INF/RHP	Fr.	R/R
36	Davis, Colby	RHP	Fr.	R/R
37	Denson, Myles	OF	So.	R/R
38	West, Tanner	LHP	So.	L/L
40	Leisenring, Luke	C	Fr.	S/R
41	Raish, Dellan	LHP	RS Fr.	L/L
44	Van Scoyoc, Spencer	LHP	So.	L/L
47	Lane, Taylor	INF	Sr.	R/R

### ALPHABETICAL QUICK ROSTER

No.	Name	Pos.	B/T	Cl.
21	Aldrete, Carter	INF	So.	R/R
24	Bishop, Hunter	OF	So.	L/R
12	Canning, Gage	OF	Jr.	L/R
35	Coffey, Adisyn	INF/RHP	Fr.	R/R
30	Corrigan, Brady	RHP	Fr.	R/R
36	Davis, Colby	RHP	Fr.	R/R
31	Davis, Drake	RHP	Fr.	R/R
37	Denson, Myles	OF	So.	R/R
9	Ferri, Sam	C	So.	R/R
23	Godfrey, Jake	RHP	Sr.	R/R
18	Hauver, Trevor	OF	Fr.	L/R
11	Higgins, Connor	LHP	Jr.	R/L
17	Hingst, Ryan	RHP	Sr.	R/R
16	Hogueisson, Zach	OF	Fr.	L/R
39	Jump, Hunter	OF	Fr.	L/R
47	Lane, Taylor	OF	Sr.	R/R
40	Leisenring, Luke	C	Fr.	S/R
27	Lin, Lyle	C/INF	So.	R/R
15	Lingos, Eli	LHP	Sr.	L/L
8	Marsh, Alec	RHP	So.	R/R
10	McQuin, Jeremy	INF	Jr.	S/R
28	Mehan, Scott	OF	Fr.	R/R
3	Montoya, Chaz	LHP	So.	L/L
41	Raish, Dellan	LHP	RS Fr.	L/L
26	Romero, Sam	RHP	Jr.	R/R
29	Schneider, Grant	RHP	Sr.	R/R
22	Stadler, Fitz	RHP	Jr.	R/R
25	Strand, Zane	RHP	RS Fr.	R/R
6	Swift, Drew	INF	Fr.	R/R
20	Torkelson, Spencer	INF/OF	Fr.	R/R
44	Van Scoyoc, Spencer	LHP	So.	L/L
19	Vander Kooi, Boyd	RHP	Fr.	R/R
5	Williams, Alikia	INF	Fr.	R/R
14	Workman, Gage	INF	Fr.	S/R



# 2018 Sun Devil Baseball

## GAME NOTES

- Lingos is throwing a strike 65.6 percent of the time, a total that leads all Sun Devil pitchers. He has only fallen behind 2-0 in the count 20 times on 222 batters faced this season and has faced just 12 3-0 counts in the process.

### 12-Gage

- Spencer Torkelson was named to the Golden Spikes National Player of the Year Award's Midseason Watch List and is currently 25th nationally and third in the Pac-12 with a .400 average this season.
- Canning has reached base in 32 of 33 games this season and has a hit in 30 of those.
- Canning has seven games this season with 3 or more hits - five more than any other player on the Sun Devil roster. Last season, he became the first player to reach double digits in the category (10) since Jason Kipnis had 13 in 2009.
- He has multiple hits in 16 games to date.
- The junior became the first Devil since before 1998 at least (as early as easily accessibly game-by-game records go) to start a season on a 16-game hitting streak.
- He is second in the NCAA in hits this season (56) and leads the nation in triples (9).
- Canning was a consensus National Player of the Week following ASU's sweep of Oregon and the Pac-12 Player of the Week as well. On the weekend, the junior went 10-for-13 from the plate (.769) with two home runs (one inside-the-park), two triples, eight runs scored, seven RBIs, three walks, a 1.615 slugging percentage and a .813 on-base percentage in the series.
- Canning is ASU's top batter with two outs, currently posting a .414 clip on 12-of-29 hitting and he leads the team with a .423 average with runners in scoring position on 11-of-26 chances.

### Gage Gets Triples

- Canning is the NCAA's active leader in career triples with 23 so far in his career and nine this season - a total that also leads the NCAA and is three more than any other player.
- The NCAA career record for triples is 32 (set by Indiana State's Bob Zeihen over a four-year career from 1985-88) and the NCAA single season record is 17 (set by New Mexico's Keith Hagman in 1980). At Canning's current clip, he could be on pace to challenge both of those by the end of the season.
- The ASU career record for triples is 26 by Alan Bannister and Ed Irvine back in the 1970s.
- The junior also gets plenty of doubles - second the Pac-12 with 11 so far this season and adding five home runs for a .714 slugging percentage that is 15th nationally and fourth in the Pac-12.

### #LINSANITY2018

- Lyle Lin had his 15 game-hitting streak to start the season come to an end in the finale against UNCW. He and Canning

had become the only Sun Devils since at least 1998 to start a season on a 15-game hitting streak.

- Lin enters this weekend batting .324 on the season, good for 11th in the Pac-12 while his 45 total hits are third in the league.
- Lin has multiple hits in 13 games this season, good for second on the team.
- The sophomore leads the team with 16 hits this season with two outs and is batting .381 (16-of-42) in the process.
- His 12 hits with runners in scoring position lead the team.
- Lin is the eighth-toughest player in the Pac-12 to strikeout this season, doing so just once every 9.3 at bats this season.
- Lin is third in the Pac-12 with eight runners caught stealing this season.

### Fear the Tork

- Spencer Torkelson was named to the Golden Spikes National Player of the Year Award's Midseason Watch List.
- The freshman has 16 home runs in 33 games this season, a total that is alone in first in the nation and leads all freshmen - eight more than any other freshman in the country.
- He needs seven home runs in the second half of the season to move into ASU's all-time Top-3 in the category as he looks to tie Jeff Larish, Oddibe McDowell and Barry Bonds at 23.
- Against Washington State, he surpassed the previous Sun Devil freshman record of 11 home runs set by Barry Bonds in 1983.
- The freshman was named the Pac-12 Player of the Week following Long Beach State and Oklahoma State.
- Torkelson has a .306 average, with 24 of his 38 hits this season going for extra bases as he has slugged .758 on the year - good for 7th nationally.
- Torkelson is sixth in the Pac-12 with 32 RBIs, surpassing the team leader for the entirety of last season.
- Torkelson leads the team in having reached base in 17 consecutive games.

### #TorksUp

- He has advanced baserunners a team-best 35 times on 74 chances (.473) and has provided plenty of productive outs as well - leading the way with 18 runners advanced with an out, 10 more than any other Sun Devil.
- Torkelson's 13 two-out RBI also pace the squad and are six more than any other player on the roster.
- Torkelson has nine games this season with multiple RBIs, two more than any other Sun Devil.
- The freshman also leads the team with 18 walks this season.
- More superlative love for the frosh includes his prowess leading off an inning, where he is 15-of-27 (.556) with four home runs and three doubles.
- Torkelson is the only freshman in the nation represented on the Golden Spikes Award midseason watch list. Since the Golden Spikes Award began releasing a midseason watch list in 2012,

Torkelson is just the 13th freshman out of 400 overall selections to be honored and is the first since the 2016 season.

#### **A Swift Start**

- Drew Swift has been one of the elite freshmen in the country in the small sample size to date, posting a .364 on-base percentage thanks to his 18 walks - tied for 11th in the Pac-12. His biggest impact, however, has come from his much-needed defensive prowess at shortstop.
- Swift is second in the Pac-12 with 99 defensive assists this season.
- The frosh has helped to turn 22 double plays this season, tied for third in the Pac-12 and helping the Sun Devils lead the Pac-12 with 28 total double plays this season.
- The freshman has produced many productive at-bats, second on the team in advancing runners 30 times on 64 attempts thus far this season (.469).

#### **Dellan's Dealin'**

- Dellan Raish, who redshirt for the Sun Devils last season, has been one of the exciting surprises of 2018.
- Raish has a 3.22 ERA and his first career victory already this season, striking out 28 in 22.1 innings pitched, averaging over a strikeout per inning.
- Raish has been efficient in keeping runners off the base path, allowing the opposition to hit just 8-of-53 this season (.151) with this bases empty on the year - the lowest average among ASU's primary relievers.

#### **Jake the Snake**

- Jake Godfrey has come on strong in the last week of action, earning his first save of the season on Friday against USC and not allowing a run in three appearances.
- Godfrey has a team-leading 1.08 ERA this season with eight strikeouts and just one earned run against over 8.1 innings pitched.

#### **Marshing to the Beat**

- Alec Marsh has been exceptional for the Sun Devils this season, third on the team with a 2.50 ERA in 8 appearances with a 3-1 record.
- Opponents' .188 batting average against Marsh is the fifth-lowest in the Pac-12.
- Opponents have just 5 extra base hits in 36.0 innings pitched.
- Marsh went 8.1 innings before allowing a run against USC in his first-ever Friday Night start, earning the victory.

#### **A Lot to Alika**

- Williams posted just one hit in the first two weekends of action and batting .205 up until March 10 against UNCW.
- Since that UNCW game, Williams has a hit in 16 of the last 19 games (multiple hits in five of those).

- Williams has been among ASU's top players with two outs, second on the team with a .405 average on 15-of-37 hitting.
- Williams is the seventh toughest player to strike out in the Pac-12, doing so just once every 9.6 at bats this season.

# 2018 Sun Devil Baseball

## CAREER GAME HIGHS

### Aldrete,C

Hits: 3, 4 times  
Doubles: 2 [t-2nd], USC, Apr 06, 2018  
Triples: 1 [t-5th], Miami (OH), Feb 17, 2018; at Washington, May 13, 2017  
Home runs: 1 [t-9th], 4 times  
Total bases: 6, Miami (OH), Feb 17, 2018; Oklahoma State, Feb 21, 2017  
RBI: 4 [t-7th], at Arizona, May 09, 2017  
Runs scored: 3 [t-5th], Long Beach State, Mar 11, 2017  
Walks: 2, 5 times  
Hit by pitch: 1 [t-10th], Miami (OH), Feb 18, 2018  
Struck out: 3 [t-7th], 6 times  
Sac flies: 2 [t-1st], CSUB, Apr 23, 2017  
Sac bunts: 1 [t-6th], Long Beach State, Mar 10, 2017; at Washington State, Mar 29, 2018; at Arizona, May 09, 2017  
At bats: 5, 13 times  
Stolen bases: 1, Northwestern, Feb 17, 2017; at Pepperdine, Mar 06, 2018; at USC, Mar 24, 2017  
Caught stealing: 1 [t-3rd], UNLV, Apr 11, 2017; Miami (OH), Feb 17, 2018; Oklahoma State, Mar 03, 2018  
Field chances: 9, CSUB, Apr 22, 2017; Northwestern, Feb 17, 2017  
Putouts: 5, CSUB, Apr 22, 2017; Stanford, May 07, 2017; at Seattle, May 16, 2017  
Assists: 6 [t-9th], Miami (OH), Feb 17, 2018

### Bishop,H

Hits: 3, 4 times  
Doubles: 1, 8 times  
Triples: 1 [t-5th], 4 times  
Home runs: 1 [t-9th], 7 times  
Total bases: 6, at UNLV, 04-18-17  
RBI: 3, CSUB, Apr 23, 2017; at Pepperdine, Mar 06, 2018; UNC-Wilmington, Mar 09, 2018  
Runs scored: 3 [t-5th], at Arizona, May 09, 2017  
Walks: 3 [t-4th], at Long Beach State, Feb 28, 2018  
Hit by pitch: 1 [t-10th], 4 times  
Struck out: 3 [t-7th], Miami (OH), Feb 17, 2018; Stanford, May 07, 2017  
Sac flies: 1 [t-4th], Long Beach State, Mar 11, 2017; UCLA, Mar 31, 2017  
Sac bunts: 1 [t-6th], USC, Apr 06, 2018; at Washington State, Mar 29, 2018  
At bats: 5, 7 times  
Stolen bases: 1, 8 times  
Caught stealing: 1 [t-3rd], 4 times  
Field chances: 6, at Oregon, Apr 30, 2017; at Washington, May 12, 2017  
Putouts: 6, at Oregon, Apr 30, 2017  
Assists: 1, at Washington, May 12, 2017

### Canning,G

Hits: 5 [t-1st], Oregon, Mar 17, 2018  
Doubles: 2 [t-2nd], 4 times  
Triples: 2 [t-1st], CSUB, Apr 21, 2017; Miami (OH), Feb 17, 2018; Oklahoma State, Mar 03, 2018  
Home runs: 2 [t-1st], Oregon, Mar 17, 2018  
Total bases: 13 [1st], Oregon, Mar 17, 2018  
RBI: 4 [t-7th], Washington St., Apr 13, 2017; Oklahoma State, Mar 03, 2018; Oregon, Mar 17, 2018  
Runs scored: 5 [1st], Oregon, Mar 17, 2018  
Walks: 2, 4 times  
Hit by pitch: 1 [t-10th], 5 times  
Struck out: 4 [t-1st], Utah, Mar 25, 2016; USC, May 28, 2016  
Sac flies: 1 [t-4th], 5 times  
Sac bunts: 2 [t-2nd], at TCU, Feb 26, 2017  
At bats: 6 [t-6th], 4 times  
Stolen bases: 1, 23 times  
Caught stealing: 1 [t-3rd], 13 times  
Field chances: 7, at Long Beach State, Feb 26, 2016; at USC, Mar 26, 2017  
Putouts: 7, at Long Beach State, Feb 26, 2016  
Assists: 2, Eastern Michigan, Mar 05, 2016

### Coffey,A

Runs scored: 1, at Washington State, Mar 31, 2018  
Innings pitched: 2.0, at UCLA, Mar 24, 2018  
Walks allowed: 1, at UCLA, Mar 24, 2018  
Strikeouts: 2, at UCLA, Mar 24, 2018  
Batters faced: 10, at UCLA, Mar 24, 2018  
Field chances: 1, at Long Beach State, Feb 28, 2018; UNC-Wilmington, Mar 09, 2018  
Putouts: 1, UNC-Wilmington, Mar 09, 2018  
Assists: 1, at Long Beach State, Feb 28, 2018

### Corrigan,B

Innings pitched: 6.0, Fullerton, Apr 04, 2018  
Walks allowed: 2, 5 times  
Strikeouts: 5, at UCLA, Mar 23, 2018  
Batters faced: 22, Fullerton, Apr 04, 2018  
Field chances: 2, Fullerton, Apr 04, 2018  
Putouts: 1, Fullerton, Apr 04, 2018; at Washington State, Mar 30, 2018  
Assists: 1, Fullerton, Apr 04, 2018; at Long Beach State, Feb 28, 2018  
Runners CS: 1, Fullerton, Apr 04, 2018

### Davis,C

Innings pitched: 1.0, at UNLV, 04-10-18; USC, Apr 08, 2018; UNC-Wilmington, Mar 10, 2018  
Walks allowed: 1, UNC-Wilmington, Mar 10, 2018  
Strikeouts: 2, UNC-Wilmington, Mar 10, 2018  
Batters faced: 8, at UNLV, 04-10-18

### Davis,D

### Denson,M

Hits: 3, at Washington State, Mar 31, 2018  
Doubles: 1, at Washington State, Mar 31, 2018; at Washington, May 14, 2017  
Total bases: 4, at Washington State, Mar 31, 2018  
RBI: 1, 6 times  
Runs scored: 1, 4 times  
Walks: 2, Northwestern, Feb 18, 2017  
Struck out: 4 [t-1st], at Utah, May 27, 2017  
Sac bunts: 1 [t-6th], Oklahoma State, Mar 04, 2018; at Washington, May 13, 2017  
At bats: 4, 6 times  
Caught stealing: 1 [t-3rd], Loyola Marymount, Mar 04, 2017  
Field chances: 3, 4 times  
Putouts: 3, 4 times

### Ferri,S

Hits: 1, 6 times  
Doubles: 1, at Cal, Apr 07, 2017; Northwestern, Feb 18, 2017  
Total bases: 2, at Cal, Apr 07, 2017; Northwestern, Feb 18, 2017  
RBI: 2, at Cal, Apr 07, 2017; Northwestern, Feb 18, 2017  
Runs scored: 1, 4 times  
Walks: 2, at USC, Mar 28, 2017  
Struck out: 3 [t-7th], at TCU, Feb 24, 2017  
At bats: 4, at Cal, Apr 09, 2017; at TCU, Feb 24, 2017; at USC, Mar 24, 2017  
Innings pitched: 0.2, CSUB, Apr 23, 2017  
Walks allowed: 1, at Oregon, Apr 29, 2017

### Godfrey,J

Innings pitched: 4.0, at Arizona, Apr 04, 2017  
Walks allowed: 4, at Arizona, Apr 04, 2017; at TCU, Feb 25, 2017  
Strikeouts: 4, at Arizona, Apr 04, 2017; at TCU, Feb 25, 2017  
Batters faced: 21, at Arizona, Apr 04, 2017  
Field chances: 1, 5 times  
Putouts: 1, at USC, Mar 24, 2017  
Assists: 1, 4 times  
Runners CS: 1, 4 times

### Hauver,T

Hits: 3, at Pepperdine, Mar 06, 2018; Oregon, Mar 17, 2018  
Doubles: 2 [t-2nd], at Pepperdine, Mar 06, 2018  
Total bases: 5, at Pepperdine, Mar 06, 2018  
RBI: 3, Miami (OH), Feb 18, 2018  
Runs scored: 3 [t-5th], Oregon, Mar 17, 2018  
Walks: 2, Miami (OH), Feb 18, 2018; at Pepperdine, Mar 06, 2018; UNC-Wilmington, Mar 09, 2018  
Hit by pitch: 1 [t-10th], Arizona, Mar 13, 2018  
Struck out: 2, 4 times  
Sac flies: 1 [t-4th], Oklahoma State, Mar 02, 2018  
At bats: 5, at UCLA, Mar 23, 2018  
Field chances: 3, at UNLV, 04-10-18; Oklahoma State, Mar 02, 2018  
Putouts: 3, at UNLV, 04-10-18; Oklahoma State, Mar 02, 2018

### Higgins,C

Innings pitched: 7.2, Stanford, May 07, 2017  
Walks allowed: 2, 7 times  
Strikeouts: 6, UNLV, Mar 28, 2017  
Batters faced: 30, Stanford, May 07, 2017  
Field chances: 2, at Washington, May 13, 2017; Arizona, May 20, 2017  
Putouts: 1, Arizona, May 20, 2017  
Assists: 2, at Washington, May 13, 2017  
Runners CS: 1, at Washington, May 13, 2017; at Utah, May 27, 2017

### Hingst,R

Innings pitched: 9.0 [t-1st], Utah, Mar 25, 2016  
Walks allowed: 5 [t-4th], at TCU, Feb 25, 2017  
Strikeouts: 9 [t-8th], Utah, Mar 25, 2016  
Batters faced: 30, Utah, Mar 25, 2016  
Field chances: 2, UNLV, Mar 11, 2015  
Putouts: 1, 4 times  
Assists: 2, UNLV, Mar 11, 2015  
Runners CS: 1, 4 times

### Hoguelsson,Z

Hits: 1, at UNLV, 04-10-18  
Total bases: 1, at UNLV, 04-10-18  
RBI: 1, at UNLV, 04-10-18  
Walks: 1, at UNLV, 04-10-18  
Struck out: 1, at UNLV, 04-10-18; UNC-Wilmington, Mar 10, 2018  
At bats: 2, at UNLV, 04-10-18; at Long Beach State, Feb 28, 2018

### Jump,H

Hits: 1, 7 times  
Doubles: 1, Arizona, Mar 13, 2018  
Total bases: 2, Arizona, Mar 13, 2018  
RBI: 1, Fullerton, Apr 03, 2018; UNC-Wilmington, Mar 09, 2018; Oregon, Mar 17, 2018  
Runs scored: 1, Oregon, Mar 17, 2018  
Walks: 1, at UCLA, Mar 23, 2018; at Washington State, Mar 31, 2018  
Struck out: 2, Oregon, Mar 16, 2018  
At bats: 4, Oregon, Mar 16, 2018; at UCLA, Mar 23, 2018  
Field chances: 2, Oregon, Mar 16, 2018  
Putouts: 2, Oregon, Mar 16, 2018

### Vander Kooi

Innings pitched: 7.2, Saint Mary's, Feb 25, 2018  
Walks allowed: 3, Saint Mary's, Feb 25, 2018; Oregon, Mar 17, 2018  
Strikeouts: 9 [t-8th], Saint Mary's, Feb 25, 2018  
Batters faced: 30, Saint Mary's, Feb 25, 2018  
Field chances: 2, UNC-Wilmington, Mar 11, 2018  
Putouts: 1, Miami (OH), Feb 18, 2018; UNC-Wilmington, Mar 11, 2018  
Assists: 1, UNC-Wilmington, Mar 11, 2018  
Runners CS: 1, Miami (OH), Feb 18, 2018; Saint Mary's, Feb 25, 2018

### Lane,T

Hits: 3, UCLA, Apr 01, 2017; CSUB, Apr 21, 2017; at Washington State, Mar 29, 2018  
Doubles: 2 [t-2nd], at Washington State, Mar 29, 2018  
Triples: 1 [t-5th], at Oregon, Apr 28, 2017  
Home runs: 2 [t-1st], at Oregon, Apr 29, 2017  
Total bases: 8 [t-6th], at Oregon, Apr 29, 2017  
RBI: 3, at Utah, May 27, 2017  
Runs scored: 2, at Oregon, Apr 29, 2017; at Arizona, May 09, 2017  
Walks: 3 [t-4th], at Arizona, May 09, 2017  
Hit by pitch: 1 [t-10th], at TCU, Feb 26, 2017  
Struck out: 2, 5 times  
Sac flies: 1 [t-4th], Long Beach State, Mar 11, 2017; Stanford, May 05, 2017  
Sac bunts: 1 [t-6th], at UNLV, 04-18-17  
At bats: 5, at Washington State, Mar 29, 2018; Stanford, May 07, 2017  
Stolen bases: 1, 7 times  
Caught stealing: 1 [t-3rd], at UNLV, 04-18-17; UNC-Wilmington, Mar 10, 2018; at USC, Mar 24, 2017  
Field chances: 13, Northwestern, Feb 17, 2017; Arizona, May 18, 2017  
Putouts: 13, Northwestern, Feb 17, 2017  
Assists: 5, CSUB, Apr 21, 2017; Stanford, May 06, 2017



#### Leisenring,L

Hits: 1, 4 times  
Total bases: 1, 4 times  
RBI: 1, Oklahoma State, Mar 03, 2018  
Runs scored: 1, Oklahoma State, Mar 03, 2018  
Walks: 1, Oklahoma State, Mar 03, 2018; UNC-Wilmington, Mar 10, 2018; at UCLA, Mar 24, 2018  
Struck out: 2, Oklahoma State, Mar 04, 2018; UNC-Wilmington, Mar 11, 2018; at UCLA, Mar 24, 2018  
Sac flies: 1 [t-4th], Oklahoma State, Mar 03, 2018  
At bats: 3, Oklahoma State, Mar 04, 2018; UNC-Wilmington, Mar 11, 2018; at UCLA, Mar 24, 2018  
Field chances: 14, UNC-Wilmington, Mar 11, 2018  
Putouts: 12, UNC-Wilmington, Mar 11, 2018  
Assists: 2, Oklahoma State, Mar 03, 2018; UNC-Wilmington, Mar 11, 2018

#### Lin,L

Hits: 4 [t-4th], at Arizona, May 09, 2017  
Doubles: 2 [t-2nd], at UNLV, 04-10-18  
Triples: 1 [t-5th], Oregon State, Mar 18, 2017  
Home runs: 1 [t-9th], 4 times  
Total bases: 6, Saint Mary's, Feb 25, 2018  
Runs scored: 2, 9 times  
Walks: 2, at UNLV, 04-18-17; Washington St., Apr 14, 2017; UCLA, Mar 31, 2017  
Hit by pitch: 1 [t-10th], 6 times  
Struck out: 4 [t-1st], at Oregon, Apr 28, 2017  
Sac flies: 1 [t-4th], at UNLV, 04-18-17; UNLV, Apr 11, 2017; Arizona, May 20, 2017  
Sac bunts: 1 [t-8th], at Oregon, Apr 29, 2017; at USC, Mar 24, 2017  
At bats: 6 [t-6th], at TCU, Feb 24, 2017; at Arizona, May 09, 2017  
Stolen bases: 2 [t-2nd], New Mexico State, Feb 28, 2017  
Caught stealing: 1 [t-3rd], Washington St., Apr 14, 2017  
Field chances: 16 [t-4th], UNC-Wilmington, Mar 10, 2018  
Putouts: 14 [t-6th], UNC-Wilmington, Mar 10, 2018  
Assists: 4, USC, Apr 06, 2018  
Runners CS: 2 [t-1st], Oregon, Mar 16, 2018

#### Lingos,E

Innings pitched: 9.0 [t-1st], at Washington State, Mar 31, 2018  
Walks allowed: 5 [t-4th], UCLA, Mar 31, 2017  
Strikeouts: 8, at TCU, Feb 24, 2017; at UCLA, Mar 25, 2018  
Batters faced: 33 [t-8th], at Washington State, Mar 31, 2018  
Field chances: 5, at Arizona, May 14, 2016  
Putouts: 1, 8 times  
Assists: 4, at Arizona, May 14, 2016  
Runners CS: 2 [t-1st], CSUB, Apr 22, 2017

#### Marsh,A

Innings pitched: 8.1, USC, Apr 06, 2018  
Walks allowed: 4, UNLV, Mar 20, 2018  
Strikeouts: 7, USC, Apr 06, 2018; at Washington State, Mar 30, 2018  
Batters faced: 32, USC, Apr 06, 2018  
Field chances: 2, 4 times  
Putouts: 2, USC, Apr 06, 2018  
Assists: 1, 5 times  
Runners CS: 1, UNLV, Mar 28, 2017

#### McCuin,J

Hits: 3, 4 times  
Doubles: 2 [t-2nd], at Washington, May 13, 2017  
Triples: 1 [t-5th], Northwestern, Feb 18, 2017  
Home runs: 1 [t-9th], at UNLV, 04-18-17; Washington St., Apr 14, 2017; vs Gonzaga, Jun 05, 2016  
Total bases: 7, Washington St., Apr 14, 2017  
RBI: 3, Washington St., Apr 14, 2017  
Runs scored: 3 [t-5th], at TCU, Feb 24, 2017  
Walks: 2, at UNLV, 05-10-16; at Washington State, Apr 02, 2016; at UCLA, May 22, 2016  
Hit by pitch: 1 [t-10th], UC Davis, Mar 13, 2016; at USC, Mar 26, 2017; USC, May 28, 2016  
Struck out: 3 [t-7th], 4 times  
Sac flies: 1 [t-4th], 5 times  
Sac bunts: 3 [1st], at USC, Mar 24, 2017  
At bats: 6 [t-6th], UC Davis, Mar 11, 2016  
Stolen bases: 1, UNLV, Apr 11, 2017; at USC, Mar 24, 2017  
Caught stealing: 1 [t-3rd], Loyola Marymount, Mar 04, 2017; at UCLA, May 22, 2016  
Field chances: 11, Long Beach State, Mar 11, 2017  
Putouts: 9, Miami (OH), Feb 17, 2018  
Assists: 8 [t-3rd], Northwestern, Feb 17, 2017; Northwestern, Feb 18, 2017

#### Mehan,S

Hits: 1, Miami (OH), Feb 17, 2018; at Long Beach State, Feb 27, 2018  
Total bases: 1, Miami (OH), Feb 17, 2018; at Long Beach State, Feb 27, 2018  
RBI: 1, at Long Beach State, Feb 27, 2018  
Runs scored: 2, Miami (OH), Feb 18, 2018  
Walks: 3 [t-4th], Miami (OH), Feb 18, 2018  
Struck out: 2, at Long Beach State, Feb 27, 2018  
At bats: 3, Miami (OH), Feb 17, 2018; Saint Mary's, Feb 25, 2018; at Long Beach State, Feb 27, 2018  
Field chances: 2, Miami (OH), Feb 17, 2018  
Putouts: 2, Miami (OH), Feb 17, 2018

#### Montoya,C

Innings pitched: 6.1, UCLA, Apr 01, 2017  
Walks allowed: 5 [t-4th], at Cal, Apr 08, 2017  
Strikeouts: 6, at USC, Mar 24, 2017  
Batters faced: 30, CSUB, Apr 21, 2017  
Field chances: 4, UCLA, Apr 01, 2017  
Putouts: 1, at Oregon, Apr 30, 2017; Arizona, May 20, 2017  
Assists: 4, UCLA, Apr 01, 2017  
Runners CS: 2 [t-1st], UCLA, Apr 01, 2017

#### Raish,D

Innings pitched: 4.0, at Washington State, Mar 29, 2018  
Walks allowed: 2, Saint Mary's, Feb 23, 2018; Arizona, Mar 13, 2018  
Strikeouts: 7, at Washington State, Mar 29, 2018  
Batters faced: 13, Saint Mary's, Feb 23, 2018  
Field chances: 1, Oklahoma State, Mar 04, 2018; Arizona, Mar 13, 2018  
Assists: 1, Oklahoma State, Mar 04, 2018; Arizona, Mar 13, 2018

#### Romero,S

Innings pitched: 6.1, Oregon, Mar 16, 2018  
Walks allowed: 4, at UCLA, Mar 23, 2018  
Strikeouts: 7, Oklahoma State, Mar 02, 2018; Oregon, Mar 16, 2018  
Batters faced: 27, Oregon, Mar 16, 2018  
Field chances: 1, at UCLA, Mar 23, 2018  
Runners CS: 2 [t-1st], Oregon, Mar 16, 2018

#### Schneider,G

Innings pitched: 3.2, Cal State Fullerton, Mar 08, 2017  
Walks allowed: 3, Nevada, Feb 23, 2016; Cal State Fullerton, Mar 08, 2017  
Strikeouts: 4, Cal State Fullerton, Mar 08, 2017  
Batters faced: 22, Cal State Fullerton, Mar 08, 2017  
Field chances: 1, 6 times  
Putouts: 1, CSUB, Apr 21, 2017  
Assists: 1, 4 times  
Runners CS: 2 [t-1st], Oklahoma State, Feb 21, 2017

#### Stadler,F

Innings pitched: 4.0, at Long Beach State, Feb 28, 2018  
Walks allowed: 4, at Washington State, Mar 29, 2018  
Strikeouts: 4, Saint Mary's, Feb 23, 2018; UNLV, Mar 20, 2018  
Batters faced: 18, USC, May 29, 2016  
Field chances: 2, 7 times  
Putouts: 1, 7 times  
Assists: 2, at Long Beach State, Feb 28, 2018; at Pepperdine, Mar 06, 2018; at Oregon State, Mar 19, 2016  
Runners CS: 1, Nevada, Feb 23, 2016; at Oregon State, Mar 19, 2016

#### Strand,Z

Innings pitched: 1.0, Arizona, Mar 13, 2018  
Walks allowed: 1, Northwestern, Feb 18, 2017  
Strikeouts: 1, Northwestern, Feb 18, 2017; Arizona, Mar 13, 2018  
Batters faced: 4, Arizona, Mar 13, 2018  
Field chances: 1, Oregon, Mar 18, 2018  
Assists: 1, Oregon, Mar 18, 2018

#### Swift,D

Hits: 3, at Washington State, Mar 31, 2018  
Total bases: 3, at Washington State, Mar 31, 2018  
RBI: 2, Fullerton, Apr 03, 2018; Oklahoma State, Mar 03, 2018  
Runs scored: 3 [t-5th], Miami (OH), Feb 18, 2018  
Walks: 3 [t-4th], Miami (OH), Feb 18, 2018  
Hit by pitch: 2 [t-1st], Miami (OH), Feb 18, 2018  
Struck out: 2, 10 times  
Sac flies: 1 [t-4th], Oregon, Mar 17, 2018; at UCLA, Mar 25, 2018  
Sac bunts: 1 [t-6th], 5 times  
At bats: 5, Saint Mary's, Feb 24, 2018; Oklahoma State, Mar 02, 2018; at Washington State, Mar 29, 2018  
Stolen bases: 1, Oklahoma State, Mar 02, 2018; Oklahoma State, Mar 03, 2018; Oregon, Mar 17, 2018  
Caught stealing: 2 [t-1st], Miami (OH), Feb 17, 2018  
Field chances: 10, Oklahoma State, Mar 03, 2018  
Putouts: 4, Oklahoma State, Mar 03, 2018; Oklahoma State, Mar 04, 2018  
Assists: 6 [t-9th], USC, Apr 07, 2018; Oklahoma State, Mar 03, 2018

#### Torkelson,S

Hits: 3, USC, Apr 08, 2018; Miami (OH), Feb 17, 2018; at Long Beach State, Feb 28, 2018  
Doubles: 2 [t-2nd], Miami (OH), Feb 18, 2018; at UCLA, Mar 25, 2018  
Home runs: 2 [t-1st], Miami (OH), Feb 17, 2018; at Long Beach State, Feb 28, 2018  
Total bases: 9 [t-3rd], Miami (OH), Feb 17, 2018; at Long Beach State, Feb 28, 2018  
RBI: 3, at Long Beach State, Feb 28, 2018; Oregon, Mar 17, 2018  
Runs scored: 2, 8 times  
Walks: 2, Fullerton, Apr 03, 2018; at Long Beach State, Feb 27, 2018; at UCLA, Mar 24, 2018  
Hit by pitch: 1 [t-10th], at UNLV, 04-10-18; at Long Beach State, Feb 28, 2018; at UCLA, Mar 25, 2018  
Struck out: 2, 7 times  
Sac flies: 1 [t-4th], 4 times  
At bats: 6 [t-6th], Oregon, Mar 17, 2018  
Stolen bases: 1, Fullerton, Apr 03, 2018; UNLV, Mar 20, 2018  
Field chances: 14, Fullerton, Apr 03, 2018; Oregon, Mar 18, 2018  
Putouts: 14 [t-6th], Oregon, Mar 18, 2018  
Assists: 2, 4 times

#### Van Scoyoc,S

Hits: 1, at Utah, May 28, 2017  
Total bases: 1, at Utah, May 28, 2017  
Struck out: 1, at Utah, May 28, 2017  
At bats: 3, at Utah, May 28, 2017  
Innings pitched: 6.0, at TCU, Feb 26, 2017  
Walks allowed: 6 [t-1st], Miami (OH), Feb 17, 2018  
Strikeouts: 4, at TCU, Feb 26, 2017; Loyola Marymount, Mar 04, 2017  
Batters faced: 25, at TCU, Feb 26, 2017  
Field chances: 4, Oregon State, Mar 17, 2017  
Putouts: 2, at Utah, May 28, 2017  
Assists: 3, Loyola Marymount, Mar 04, 2017; Long Beach State, Mar 11, 2017; Oregon State, Mar 17, 2017  
Runners CS: 2 [t-1st], Loyola Marymount, Mar 04, 2017

#### Williams,A

Hits: 3, Oklahoma State, Mar 02, 2018  
Doubles: 1, 4 times  
Total bases: 3, Oklahoma State, Mar 02, 2018; at Washington State, Mar 29, 2018  
RBI: 2, at UCLA, Mar 25, 2018; at Washington State, Mar 29, 2018  
Runs scored: 2, Oklahoma State, Mar 03, 2018; Oregon, Mar 17, 2018  
Walks: 1, 8 times  
Hit by pitch: 1 [t-10th], at Washington State, Mar 31, 2018  
Struck out: 2, at Washington State, Mar 30, 2018  
Sac bunts: 1 [t-6th], Saint Mary's, Feb 23, 2018; Saint Mary's, Feb 25, 2018; Oklahoma State, Mar 03, 2018  
At bats: 5, at Pepperdine, Mar 06, 2018; Oregon, Mar 17, 2018; at Washington State, Mar 29, 2018  
Stolen bases: 1, USC, Apr 06, 2018; Oregon, Mar 18, 2018; at UCLA, Mar 23, 2018  
Caught stealing: 1 [t-3rd], Fullerton, Apr 04, 2018; Miami (OH), Feb 17, 2018; Oklahoma State, Mar 02, 2018  
Field chances: 9, UNC-Wilmington, Mar 10, 2018; at Washington State, Mar 30, 2018  
Putouts: 4, Saint Mary's, Feb 25, 2018; Oklahoma State, Mar 04, 2018; at Washington State, Mar 30, 2018  
Assists: 6 [t-9th], UNC-Wilmington, Mar 10, 2018

#### Workman,G

Hits: 3, Oklahoma State, Mar 03, 2018; Oregon, Mar 17, 2018  
Doubles: 2 [t-2nd], Oregon, Mar 18, 2018  
Triples: 2 [t-1st], Oklahoma State, Mar 02, 2018  
Home runs: 1 [t-9th], USC, Apr 08, 2018

# 2018 Sun Devil Baseball

## GAME NOTES/TROPHY CASE

### HOME RUN TRACKER

Player (Season, No.)	Gm #	Date	Opponent	On Base	Inning	Outs	Count	Score	Final
Torkelson (1)	2	Feb. 17	Miami (OH)	0	2	0	0-0	0-0	W, 7-3
Lin (1)	2	Feb. 17	Miami (OH)	0	4	1	2-1	1-3	W, 7-3
Torkelson (2)	2	Feb. 17	Miami (OH)	0	4	1	1-2	2-3	W, 7-3
Torkelson (3)	3	Feb. 18	Miami (OH)	0	3	2	1-2	2-1	W, 11-1
Torkelson (4)	6	Feb. 24	St. Mary's	0	2	1	2-2	0-3	L, 5-6
Lin (2)	7	Feb. 25	St. Mary's	0	4	2	2-1	0-0	W, 2-1
Torkelson (5)	9	Feb. 28	@ Long Beach State	1	5	2	0-0	1-1	L, 4-16
Torkelson (6)	9	Feb. 28	@ Long Beach State	0	7	1	1-1	3-13	L, 4-16
Torkelson (7)	12	March 4	Oklahoma State	1	6	0	3-1	1-2	L, 2-3
Torkelson (8)	13	March 6	@ Pepperdine	0	8	0	0-0	9-7	W, 10-7
Torkelson (9)	17	March 13	Arizona	0	5	2	2-2	1-5	L, 2-6
Canning (1)	19	March 17	Oregon	2	3	1	0-0	7-0	W, 18-4
Lane (1)	19	March 17	Oregon	0	4	0	1-1	10-0	W, 18-4
Canning (2)	19	March 17	Oregon	0	5	0	1-1	12-0	W, 18-4
Torkelson (10)	19	March 17	Oregon	2	6	2	2-2	15-0	W, 18-4
Torkelson (11)	22	March 23	@ #16 UCLA	0	7	0	2-0	0-4	L, 4-5 (10)
Bishop (1)	23	March 24	@ #16 UCLA	0	6	2	3-2	0-10	L, 1-12
Torkelson (12)	25	March 29	@ Washington State	1	6	2	2-1	5-6	L, 7-8 (10)
Torkelson (13)	26	March 30	@ Washington State	0	1	1	1-1	0-0	L, 3-4 (11)
Bishop (2)	26	March 30	@ Washington State	0	8	0	1-1	2-3	L, 3-4 (11)
Torkelson (14)	28	April 3	Fullerton	0	1	1	3-2	0-0	L, 6-7
Canning (3)	29	April 4	Fullerton	0	3	0	3-2	0-1	L, 1-2
Canning (4)	30	April 6	USC	0	3	0	0-0	1-0	W, 5-1
Aldrete (1)	32	April 6	USC	0	4	0	2-1	0-2	L, 4-8
Workman (1)	32	April 6	USC	0	7	1	2-2	1-5	L, 4-8
Torkelson (15)	32	April 6	USC	0	8	0	1-2	2-8	L, 4-8
Torkelson (16)	33	April 10	@ UNLV	0	1	0	1-0	0-0	L, 6-14
Canning (5)	33	April 10	@ UNLV	2	5	0	0-0	2-7	L, 6-14

### GAME-WINNING RBIs (RBI Responsible for Winning Run in Final Score)

Player	Gm #	Date	Opponent	Season #	Inning	Outs	Count	Result	Final
Hauver	3	Feb. 18	Miami (OH)	1	1	2	1-1	1B RBI	W, 11-1
Canning	7	Feb. 25	St. Mary's	1	6	1	0-1	1B RBI	W, 2-1
Mehan	8	Feb. 27	@ Long Beach State	1	1	0	1-1	1B RBI	W, 1-0
Torkelson	10	March 2	Oklahoma State	1	1	0	1-1	F8 SAC FLY	W, 9-1
Swift	11	March 3	Oklahoma State	1	5	0	2-1	1B RBI	W, 14-2
Bishop	13	March 6	@ Pepperdine	1	5	1	1-1	2B RBI	W, 10-7
Bishop	14	March 9	UNCW	2	3	1	2-2	1B RBI	W, 9-4
Canning	18	March 16	Oregon	2	8	2	1-0	3B 3RBI	W, 7-4
Lin	19	March 17	Oregon	1	2	0	3-1	BB RBI	W, 18-4
Aldrete	20	March 18	Oregon	1	3	2	3-2	1B RBI	W, 6-1
Workman	24	March 25	@ #16 UCLA	1	5	1	2-1	2B RBI	W, 4-0
Workman	27	March 31	@ Washington State	2	2	1	0-1	F9 SF RBI	W, 7-0
Canning	30	April 4	USC	3	3	0	0-0	HR RC	W, 5-1

### DOUBLE PLAYS

Gm #	Date	Opponent	Pitcher	Scoring	Players	Inning	Outs	Score	Final
1	Feb 17	Miami (OH)	Van Scoyoc,S	523 GDP	Aldrete,C-Lin,L-McCuin,J	5	0	0-1	2-4
2	Feb 17	Miami (OH)	Lingos,E	543 GDP	Aldrete,C-Williams,A-McCuin,J	5	1	3-3	7-3
3	Feb 18	Miami (OH)	Vander Kooi	643 GDP	Swift,D-McCuin,J-Torkelson,S	7	0	6-1	11-1
4	Feb 18	Miami (OH)	Stadler,F	643 GDP	Swift,D-McCuin,J-Torkelson,S	5	0	3-9	8-16
4	Feb 18	Miami (OH)	Higgins,C	643 GDP	Swift,D-McCuin,J-Torkelson,S	7	1	6-12	8-16
5	Feb 23	Saint Mary's	Stadler,F	KS 2U DP	Lin,L	6	1	1-6	1-6
6	Feb 24	Saint Mary's	Romero,S	543 GDP	Workman,G-Williams,A-Torkelson,S	7	0	5-3	5-6
7	Feb 25	Saint Mary's	Vander Kooi	643 GDP	Swift,D-Williams,A-Torkelson,S	4	1	0-0	2-1
10	March 2	OK State	Romero	643 GDP	Swift-Williams-Torkelson	2	1	3-0	9-1
11	March 3	OK State	Lingos	163 GDP	Lingos-Swift-Lin	1	0	0-0	14-2
11	March 3	OK State	Higgins	643 GDP	Swift-Williams-Lin	7	0	8-1	14-2
12	March 4	OK State	Marsh	643 GDP	Swift-Williams-Lin	3	0	0-0	2-3
13	March 6	@Pepperdine	Higgins	52 GDP INT	Aldrete-Lin	4	1	7-7	10-7
15	March 10	UNCW	Lingos	643 GDP	Swift-Williams-Lin	5	1	0-0	0-0
19	March 17	Oregon	Vander Kooi	463 GDP	Williams-Swift-Torkelson	3	0	6-0	18-4
21	March 20	#19 UNLV	Marsh	3U-6 GDP	Torkelson-Swift	5	0	2-3	3-10
23	March 24	at #16 UCLA	Vander Kooi	463 GDP	Williams-Swift-Lin	1	1	0-0	1-12
25	March 29	at WSU	Stadler	643 GDP	Swift-Williams-Torkelson	3	1	5-6	7-8 (10)
25	March 29	at WSU	Stadler	463 GDP	Williams-Swift-Torkelson	4	0	5-6	7-8 (10)
25	March 29	at WSU	Stadler	543 GDP	Workman-Swift-Torkelson	5	1	5-6	7-8 (10)
26	March 30	at WSU	Marsh	643 GDP	Swift-Williams-Torkelson	1	0	1-0	3-4 (11)
26	March 30	at WSU	Higgins	643 GDP	Swift-Williams-Torkelson	8	1	3-3	3-4 (11)
27	March 31	at WSU	Lingos	643 GDP	Swift-Williams-Torkelson	4	1	4-0	7-0
29	April 4	Fullerton	Stadler	463 GDP	Williams-Swift-Torkelson	9	1	1-2	1-2
30	April 6	USC	Marsh	463 GDP	Williams-Swift-Torkelson	2	1	0-0	5-1
31	April 7	USC	Van Scoyoc	1463 GDP	V. Scoyoc-Williams-Swift-Lin	9	0	1-10	1-10
32	April 8	USC	Stadler	463 GDP	Williams-Swift-Torkelson	8	1	2-8	4-8
33	April 10	at UNLV	Van Scoyoc	643 GDP	Swift-Williams-Torkelson	2	1	1-7	6-14

### SERIES STATS

Hitting	W-L	Avg.	R	H	2B	3B	HR	RBI	BB	SO
Miami (OH)	2-2	.321	28	42	8	4	4	20	17	27
St. Mary's	1-2	.240	8	23	4	1	2	8	3	31
Oklahoma State	2-1	.365	25	38	8	4	1	23	11	25
UNCW	1-2	.260	19	26	6	0	0	9	16	19
Oregon	3-0	.366	31	41	6	2	4	28	11	23
UCLA	1-2	.230	9	23	5	1	2	9	14	17
WSU	1-2	.298	17	34	6	0	3	16	9	30
USC	1-2	.242	10	22	4	0	4	10	12	17
Midweeks (8 Games)	2-6	.267	33	73	9	2	8	31	26	67

Pitching	W-L	ERA	H	R	ER	BB	SO	SV	SCORE
Miami (OH)	2-2	3.97	34	24	15	20	27	1	28-24
St. Mary's	1-2	3.33	24	13	10	11	25	1	8-13
Oklahoma State	2-1	1.93	25	6	6	11	30	0	25-6
UNCW	1-2	5.00	34	16	15	11	34	1	10-16
Oregon	3-0	2.33	18	9	7	13	23	1	31-9
UCLA	1-2	5.47	27	17	16	14	20	0	9-17
WSU	1-2	3.49	27	12	11	9	27	0	17-12
USC	1-2	4.00	31	19	12	8	23	1	10-19
Midweeks (8 Games)	2-6	6.81	75	62	53	40	62	2	33-62

## 2018 TROPHY CASE

Perfect Game Preseason All-Pac-12 Team	Gage Canning
Perfect Game Preseason Pac-12 Player of the Year	Drew Swift
NCWPA Stopper of the Year Preseason Watch List	Connor Higgins
Pac-12 Player of the Week (March 6)	Spencer Torkelson
Pac-12 Player of the Week (March 19)	Gage Canning
Perfect Game National Player of the Week (March 19)	Gage Canning
NCAA Baseball National Player of the Week (March 19)	Gage Canning
Collegiate Baseball News National Player of the Week (March 19)	Gage Canning
Golden Spikes Player of the Year Midseason Watch List	Gage Canning
Golden Spikes Player of the Year Midseason Watch List	Spencer Torkelson

### SAVES

No.	Date	Opponent	Pitcher (Save #)	IP (H, R-ER, BB, K)
1	2/17	Miami (OH)	Romero (1)	3.0 (2, 0-0, 2, 3)
2	2/25	St. Mary's	Montoya (1)	1.1 (1, 0-0, 0, 2)
3	2/27	LBSU	Montoya (2)	1.0 (2, 0-0, 0, 2)
4	3/6	@Pepperdine	Montoya (3)	1.0 (0, 0-0, 0, 1)
5	3/9	UNCW	Montoya (4)	1.1 (1, 0-0, 0, 5)
6	3/16	Oregon	Montoya (5)	1.0 (0, 0-0, 1, 1)
7	4/6	USC	Godfrey (1)	0.2 (0, 0-0, 0, 0)

### QUALITY STARTS

No.	Date	Opponent	Pitcher (QS #)	IP (H, R-ER, BB, K)
1	2/17	Miami (OH)	Eli Lingos (1)	6.0 (5, 3-3, 2, 6)
2	2/18	Miami (OH)	Boyd Vander Kooi (1)	7.0 (5, 1-0, 2, 5)
3	2/25	St. Mary's	Boyd Vander Kooi (2)	7.2 (4, 1-1, 9, 3)
4	3/2	Oklahoma St.	Sam Romero (1)	6.0 (5, 1-1, 2, 7)
5	3/10	UNCW	Eli Lingos (2)	7.0 (10, 3-3, 3, 7)
6	3/16	Oregon	Sam Romero (2)	6.1 (7, 4-3, 0, 7)
7	3/18	Oregon	Eli Lingos (3)	7.2 (5, 1-1, 3, 4)
8	3/25	@ #16 UCLA	Eli Lingos (4)	8.0 (5, 0-0, 3, 8)
9	3/31	Washington St.	Eli Lingos (5)	9.0 (6, 0-0, 1, 7)
10	4/4	Fullerton	Brady Corrigan (1)	6.0 (2, 2-1, 2, 4)
11	4/6	USC	Alec Marsh	8.1 (3, 1-1, 2, 7)



Multiple Hit Games	2	3	4	5+	Total
Canning,Gage	9	5	1	1	16
Lin,Lyle	10	3	-	-	13
Torkelson,Spencer	8	3	-	-	11
Workman,Gage	7	2	-	-	9
Aldrete,Carter	6	2	-	-	8
Williams, Alike	6	1	-	-	7
Swift,Drew	5	1	-	-	6
Hauver,Trevor	3	2	-	-	5
Bishop,Hunter	2	2	-	-	4
Lane,Taylor	1	1	-	-	2
Denson,Myles	-	1	-	-	1
TEAM	57	23	1	1	82

Multiple RBI Games	2	3	4	5+	Total
Torkelson,Spencer	7	2	-	-	9
Canning,Gage	3	2	2	-	7
Aldrete,Carter	2	2	-	-	4
Bishop,Hunter	1	2	-	-	3
Workman,Gage	2	1	-	-	3
Williams, Alike	2	-	-	-	2
Swift,Drew	2	-	-	-	2
Lane,Taylor	1	-	-	-	1
Hauver,Trevor	-	1	-	-	1
Lin,Lyle	1	-	-	-	1
TEAM	21	10	2	0	33

Hitting Streaks	Longest	Current
Canning,Gage	16	1
Lin,Lyle	15	3
Williams, Alike	8	-
Aldrete,Carter	7	2
Lane,Taylor	7	-
Torkelson,Spencer	6	6
Jump,Hunter	5	-
Bishop,Hunter	5	1
Workman,Gage	4	4
Swift,Drew	4	1
Hauver,Trevor	2	-
Denson,Myles	1	-
Mehan,Scott	1	-
Hogueisson,Zach	1	1
Leisenring,Luke	1	-
McCuin,Jeremy	1	-

Reached Base Streaks	Longest	Current
Canning,Gage	31	1
Torkelson,Spencer	17	17
Aldrete,Carter	17	2
Lin,Lyle	15	3
Williams, Alike	10	-
Hauver,Trevor	8	2
Lane,Taylor	7	-
Bishop,Hunter	7	1
Swift,Drew	6	3
Jump,Hunter	5	-
Workman,Gage	5	4
Mehan,Scott	2	-
Leisenring,Luke	2	-
Hogueisson,Zach	1	1
Denson,Myles	1	-
McCuin,Jeremy	1	-

# 2018 Sun Devil Baseball

#SUNDEVILPRIDE

## Regular Season Success (entering 2018 season)

- ASU has the highest winning percentage among all Pac-12 schools and the fourth-highest winning percentage among all NCAA schools at .667 (2836-1413-8) behind Texas (.727), Florida State (.726) and Miami (FL) (.707).
- ASU's 2,836 wins in the modern era are seventh among all NCAA schools.
- ASU has finished the season nationally ranked in 45 seasons, including 27 times in the top 10, 22 in the top 5 and five No. 1
- ASU has 30 40-win seasons, 18 50-win seasons and four 60-win seasons

## Postseason Success

- 39 NCAA postseason appearances, sixth most in NCAA history, 32 NCAA Regional appearances and 19 Regional titles
- 22 CWS appearances are third in NCAA history (Texas, Miami (FL))
- 61 CWS wins are both the third-most in NCAA history (Texas, USC)
- 10 CWS final appearances, third most in NCAA history behind USC and Texas (five National Championships, five runner-ups)

## Pacing The Pac-12 In All-Conference Selections

ASU leads the Pac-12 with 35 First Team All-Conference selections since 2010

## A Tradition Of USA Collegiate Baseball

ASU has had 19 players on the USA Baseball Collegiate National Team since 1984, which is the fifth most among all NCAA schools behind Stanford (29), Cal State Fullerton (21), Miami (21) and Georgia Tech (20). A Sun Devil has been represented on the Collegiate National Team in 14 different seasons, which is fourth most behind Stanford (21), Cal State Fullerton (18) and Miami (17). Sun Devils Ryan Burr and Dustin Pedroia are the only two Devils to make the team in two separate seasons.

## Alone At The Top

ASU's 11 College Baseball Hall of Famers are the most from any single school in college baseball.

### ASU's National College Baseball Hall of Famers

Joe Arnold (ASU: 1968; HOF: 2015)  
Sal Bando (ASU: 194-65 HOF: 2013)  
Eddie Bane (ASU: 1971-73; HOF: 2008)  
Floyd Bannister (ASU: 1974-76; HOF: 2008)  
Alan Bannister (ASU: 1970-72; HOF: 2010)  
Jim Brock (ASU: 1972-94; HOF: 2007)  
Bob Horner (ASU: 1976-78; HOF: 2006)  
Mike Kelly (ASU: 1989-91; HOF 2015)  
Oddibe McDowell (ASU: 1983-84; HOF: 2011)  
Rick Monday (ASU: 1965; HOF: 2016)  
Bobby Winkles (ASU: 1959-71; HOF: 2006)

### National College Baseball Hall of Famers by School

Arizona State - 11  
Texas - 10  
Wichita State - 5  
Louisiana State - 4  
Miami - 4  
Michigan - 4  
Oklahoma State - 4  
USC - 4

## Success Against The Pac-12 Since 2000

- ASU is 16-2 in series' against Washington State with 6 sweeps
- ASU is 12-7 in series' against UCLA with 3 sweeps
- ASU is 11-8 in series' against USC with 3 sweeps
- ASU is 12-6 in series' against Cal with 5 sweeps
- ASU is 11-7 in series' against Washington with 5 sweeps
- ASU is 12-6 in series' (with 2 sweeps) against UA
- ASU is 10-8 in series' (with 4 sweeps) against Oregon State
- ASU is 8-2 in series' (with 3 sweeps) against Oregon
- ASU is 4-1 in series' (three sweeps) against Utah

The only school in the league with an advantage over ASU since 2000 is Stanford. The Devils are 8-10 in series vs. the Cardinal in that span (ASU: 5 sweeps / Stanford: 1)

ASU has played 162 Pac-10/12 conference series since 2000 and has won or swept 104 of those series (including 39 sweeps), which equates to 65 percent. Conversely, ASU has only been swept 8 times in that span.

## All-Time Records\*

All-time record: 2849-1433-8  
All-time conference: 845-511  
Ranked opponents (Since 2010): 74-69  
*24 wins over top-10 teams, including two road series wins over top-5 teams*  
Season openers: 46-13-1  
Doubleheaders: 492-145  
Conference openers: 30-26 all-time  
*(2-5 in Pac-12, 17-14 in Pac-10 10-7 in WAC)*  
Postseason: 169-78  
Regionals/Supers: 84-30/11-7  
College World Series: 61-38

*\*44 victories, Pac-10 championship, postseason appearance and College World Series berth in 2007 later vacated due to NCAA sanctions. Records do not reflect vacations.*

### Feeling the Draft

15 members of the 2018 squad have had their name called during the MLB draft, including six who were selected out of high school in the 2016 draft.

Player	Round	Team	Year
Jake Godfrey	21st	Braves	2014
Taylor Lane	40th	Brewers	2014
Fitz Stadler	32nd	Cubs	2015
Lyle Lin	16th	Mariners	2016
Spencer Van Scoyoc	19th	Blue Jays	2016
Hunter Bishop	24th	Padres	2016
Carter Aldrete	37th	Red Sox	2016
Sam Ferri	38th	Yankees	2016
Gage Workman	14th	Brewers	2017
Colby Davis	23rd	Yankees	2017
Alika Williams	32nd	Yankees	2017
Connor Higgins	35th	Rangers	2017
Boyd Vander Kooi	36th	Diamondbacks	2017
Trevor Hauver	37th	Royals	2017
Drake Davis	38th	Rockies	2017

### MLB Devils: Opening Day Edition

A total of 11 former Sun Devils began the 2018 season on Opening Day rosters (or would have if not for injury).

Kole Calhoun	Angels
Ian Kinsler	Angels
Deven Marrero	Red Sox
Dustin Pedroia	Red Sox
Trevor Williams	Pirates
Austin Barnes	Dodgers
Mike Leake	Mariners
Andrew Romine	Mariners
Eric Sogard	Brewers
Tony Barnette	Rangers
Jason Kipnis	Indians

### Today's Devils Are Tomorrow's Major Leaguers

- Most players taken in the MLB Draft since 2010 (55)
- ASU's 108 Major Leaguers since 1959 are the most in the nation
- The first-ever player drafted by the MLB was Sun Devil alum Rick Monday
- ASU is the only school at any level to have multiple No. 1 overall picks in June MLB Draft history
- Most unique first round players taken in the June MLB Draft with 20 - (excludes compensation picks and re-draftees)
- Most players drafted in a single year (15 in 2008)
- 415 MLB Draft Picks, more than any other school in the country.

### Movin' On Up

As has become commonplace at Arizona State, five Sun Devils heard their names called in the MLB Draft following the 2016 season. The Sun Devils have had five or more players drafted in 46 of the 53 MLB Drafts held since 1956 and five or more players have gotten the call in 13 of the last 15 seasons.

### Keeping the Tradition Alive

- Four Sun Devils made their debuts in the MLB during the 2016 season, bringing ASU's total to 108 all-time - the most among all NCAA schools since 1959. Jake Barrett (Diamondbacks) and Tony Barnette (Rangers) each saw their first Big League action in the opening month of the MLB season last year while Brady Rodgers (Astros) and Trevor Williams (Pirates) bookended things, appearing in the final month of the season.
- The Sun Devils have now had at least one major league player on their varsity roster each year from 1961 through 2013, which is the longest current streak in the nation. Thirty-three ASU baseball players have made their MLB debuts since 2002.

# #MLBU



# 2018 Sun Devil Baseball

## ROSTER

### PITCHERS (16)

No.	Name	Yr	B/T	HT	WT	Hometown (High School)
30	Brady Corrigan	Fr.	R/R	6'2"	200	Plainfield, Ill. (Plainfield North)
36	Colby Davis	Fr.	R/R	6'8"	225	Scottsdale, Ariz. (Chaparral)
31	Drake Davis	Fr.	R/R	6'0"	185	Highlands Ranch, Colo. (Ralston Valley)
23	Jake Godfrey	Sr.	R/R	6'3"	225	New Lenox, Ill. (Providence Catholic/LSU/NW Florida St.)
11	Connor Higgins	Jr.	R/L	6'5"	240	Orefield, Pa. (Parkland)
17	Ryan Hingst	Sr.	R/R	6'4"	191	El Paso, Texas (Franklin)
15	Eli Lingos	Sr.	L/L	6'0"	192	Temecula, Calif. (Great Oak)
8	Alec Marsh	So.	R/R	6'2"	220	Milwaukee, Wis. (Ronald Reagan)
3	Chaz Montoya	So.	L/L	6'0"	160	Glendale, Ariz. (Centennial)
41	Dellan Raish	RS Fr.	L/L	6'2"	180	Cave Creek, Ariz. (Cactus Shadows)
26	Sam Romero	Jr.	R/R	6'2"	180	Phoenix, Ariz. (Carl Hayden/Phoenix College)
29	Grant Schneider	Sr.	R/R	6'3"	205	Austin, Texas (Lake Travis)
22	Fitz Stadler	Jr.	R/R	6'9"	240	Glenview, Ill. (Glenbrook South)
25	Zane Strand	RS Fr.	R/R	6'5"	220	Chandler, Ariz. (Hamilton)
19	Boyd Vander Kooi	Fr.	R/R	6'5"	210	Mesa, Ariz. (Skyline)
44	Spencer Van Scoyoc	So.	L/L	6'4"	200	Cedar Rapids, Iowa (Jefferson)

### CATCHERS (3)

9	Sam Ferri	So.	R/R	5'11"	185	Norridge, Ill. (Notre Dame College Prep)
40	Luke Leisenring	Fr.	S/R	6'3"	195	Golden, Colo. (Ralston Valley)
27	Lyle Lin	So.	R/R	6'1"	201	Taipei, Taiwan (JSerra Catholic)

### INFIELDERS (8)

21	Carter Aldrete	So.	R/R	6'2"	205	Monterey, Calif. (Monterey)
35	Adisyn Coffey	Fr.	R/R	6'2"	170	Albany, Ind. (Delta)
47	Taylor Lane	Sr.	R/R	6'4"	205	Chesapeake, Va. (IMG/Florida/NW Florida St.)
10	Jeremy McCuin	Jr.	S/R	6'1"	182	Gilbert, Ariz. (Perry)
6	Drew Swift	Fr.	R/R	6'0"	150	Chandler, Ariz. (Hamilton)
20	Spencer Torkelson	Fr.	R/R	6'1"	205	Petaluma, Calif. (Casa Grande)
5	Alika Williams	Fr.	R/R	6'2"	165	San Diego, Calif. (Rancho Bernardo)
14	Gage Workman	Fr.	S/R	6'4"	175	Queen Creek, Ariz. (Basha)

### OUTFIELDERS (8)

24	Hunter Bishop	So.	L/R	6'5"	210	Palo Alto, Calif. (Serra)
12	Gage Canning	Jr.	L/R	5'11"	178	Ramona, Calif. (Ramona)
37	Myles Denson	So.	R/R	6'2"	180	Las Vegas, Nev. (Bishop Gorman)
18	Trevor Hauver	Fr.	L/R	6'0"	190	Chandler, Ariz. (Perry)
16	Zach Hogueisson	Fr.	L/R	6'4"	200	El Cajon, Calif. (Christian)
39	Hunter Jump	Fr.	L/R	5'11"	190	Aliso Viejo, Calif. (Aliso Niguel)
28	Scott Mehan	Fr.	R/R	5'10"	180	Scottsdale, Ariz. (Cactus Shadows)

- 13 **Head Coach:** Tracy Smith
- 2 **Assistant Coach/Recruiting Coordinator:** Ben Greenspan
- 45 **Assistant Coach:** Mike Cather
- 7 **Volunteer Assistant Coach/Hitting Coach:** Michael Earley
- Director of Operations: Brendan Cunningham
- Sports Medicine/Rehabilitation: Jesse Lowman
- Strength and Conditioning: Jason Robbins

# 2018 Sun Devil Baseball

## ROSTERS

### NUMERICAL

3	Montoya, Chaz	LHP	So.	L/L	6'0"	160	Glendale, Ariz. (Centennial)
5	Williams, Alika	INF	Fr.	R/R	6'2"	165	San Diego, Calif. (Rancho Bernardo)
6	Swift, Drew	INF	Fr.	R/R	6'0"	150	Chandler, Ariz. (Hamilton)
8	Marsh, Alec	RHP	So.	R/R	6'2"	220	Milwaukee, Wis. (Ronald Reagan)
9	Ferri, Sam	C	So.	R/R	5'11"	185	Norridge, Ill. (Notre Dame College Prep)
10	McCuin, Jeremy	INF	Jr.	S/R	6'1"	182	Gilbert, Ariz. (Perry)
11	Higgins, Connor	LHP	Jr.	R/L	6'5"	240	Orefield, Pa. (Parkland)
12	Canning, Gage	OF	Jr.	L/R	5'11"	178	Ramona, Calif. (Ramona)
14	Workman, Gage	INF	Fr.	S/R	6'4"	175	Queen Creek, Ariz. (Basha)
15	Lingos, Eli	LHP	Sr.	L/L	6'0"	192	Temecula, Calif. (Great Oak)
16	Hogueisson, Zach	OF	Fr.	L/R	6'4"	200	El Cajon, Calif. (Christian)
17	Hingst, Ryan	RHP	Sr.	R/R	6'4"	191	El Paso, Texas (Franklin)
18	Hauver, Trevor	OF	Fr.	L/R	6'0"	190	Chandler, Ariz. (Perry)
19	Vander Kooi, Boyd	RHP	Fr.	R/R	6'5"	210	Mesa, Ariz. (Skyline)
20	Torkelson, Spencer	INF/OF	Fr.	R/R	6'1"	205	Petaluma, Calif. (Casa Grande)
21	Aldrete, Carter	INF	So.	R/R	6'2"	205	Monterey, Calif. (Monterey)
22	Stadler, Fitz	RHP	Jr.	R/R	6'9"	240	Glenview, Ill. (Glenbrook South)
23	Godfrey, Jake	RHP	Sr.	R/R	6'3"	225	New Lenox, Ill. (Providence Catholic/LSU/NW Florida St.)
24	Bishop, Hunter	OF	So.	L/R	6'5"	210	Palo Alto, Calif. (Serra)
25	Strand, Zane	RHP	RS Fr.	R/R	6'5"	220	Chandler, Ariz. (Hamilton)
26	Romero, Sam	RHP	Jr.	R/R	6'2"	180	Phoenix, Ariz. (Carl Hayden/Phoenix College)
27	Lin, Lyle	C	So.	R/R	6'1"	201	Taipei, Taiwan (JSerra Catholic)
28	Mehan, Scott	OF	Fr.	R/R	5'10"	180	Scottsdale, Ariz. (Cactus Shadows)
29	Schneider, Grant	RHP	Sr.	R/R	6'3"	205	Austin, Texas (Lake Travis)
30	Corrigan, Brady	RHP	Fr.	R/R	6'2"	200	Plainfield, Ill. (Plainfield North)
31	Davis, Drake	RHP	Fr.	R/R	6'0"	185	Highlands Ranch, Colo. (Ralston Valley)
35	Coffey, Adisyn	UTL	Fr.	R/R	6'2"	170	Albany, Ind. (Delta)
36	Davis, Colby	RHP	Fr.	R/R	6'8"	225	Scottsdale, Ariz. (Chaparral)
37	Denson, Myles	OF	So.	R/R	6'2"	180	Las Vegas, Nev. (Bishop Gorman)
39	Jump, Hunter	OF	Fr.	L/R	5'11"	190	Aliso Viejo, Calif. (Aliso Niguel)
40	Leisenring, Luke	C	Fr.	S/R	6'3"	195	Golden, Colo. (Ralston Valley)
41	Raish, Dellan	LHP	RS Fr.	L/L	6'2"	180	Cave Creek, Ariz. (Cactus Shadows)
44	Van Scoyoc, Spencer	LHP	So.	L/L	6'4"	200	Cedar Rapids, Iowa (Jefferson)
47	Lane, Taylor	INF	Sr.	R/R	6'4"	205	Chesapeake, Va. (IMG/Florida/NW Florida St.)

### PRO-NUN-SEE-AY-SHUNS

Carter Aldrete - AL-dreh-tee  
 Sam Ferri - FAIR-ee  
 Trevor Hauver - HAW-ver  
 Ryan Hingst - HEEngst  
 Zach Hogueisson - HO-guh-SON  
 Luke Leisenring - LYE-zen-RING  
 Eli Lingos - leen-GOES  
 Jeremy McCuin - mic-CUE-in  
 Scott Mehan - MEE-han  
 Dellan Raish - dell-ANN RAYSH  
 Grant Schneider - SHNEYE-der  
 Boyd Vander Kooi - Van-Der KOY  
 Spencer Van Scoyoc - Van SCOY

### ALPHABETICAL

No.	Name	Pos.
21	Aldrete, Carter	INF
24	Bishop, Hunter	OF
12	Canning, Gage	OF
35	Coffey, Adisyn	UTL
30	Corrigan, Brady	RHP
36	Davis, Colby	RHP
31	Davis, Drake	RHP
37	Denson, Myles	OF
9	Ferri, Sam	C
23	Godfrey, Jake	RHP
18	Hauver, Trevor	OF
11	Higgins, Connor	LHP
17	Hingst, Ryan	RHP
16	Hogueisson, Zach	OF
39	Jump, Hunter	OF
47	Lane, Taylor	INF
40	Leisenring, Luke	C
27	Lin, Lyle	C
15	Lingos, Eli	LHP
8	Marsh, Alec	RHP
10	McCuin, Jeremy	INF
28	Mehan, Scott	OF
3	Montoya, Chaz	LHP
41	Raish, Dellan	LHP
26	Romero, Sam	RHP
29	Schneider, Grant	RHP
22	Stadler, Fitz	RHP
25	Strand, Zane	RHP
6	Swift, Drew	INF
20	Torkelson, Spencer	INF/OF
44	Van Scoyoc, Spencer	LHP
19	Vander Kooi, Boyd	RHP
5	Williams, Alika	INF
14	Workman, Gage	INF

### BY POSITION

Catchers	3
Pitchers	16
Infielders	8
Outfielders	7

### BY CLASS

Seniors	5
Juniors	5
Sophomores	8
Freshmen	16

### BATTING

Lefties	10
Righties	22
Switch	3

### PITCHING

Righties	11
Lefties	5

# 2018 Sun Devil Baseball

## LAST TIME

### Hitting Categories

Hit a grand slam.....	Brian Serven, May 4, 2014 at Oklahoma State (L, 14-12)
Hit a walkoff HR.....	Colby Woodmansee, February 13, 2015 vs. Oklahoma State (solo shot in 10th inning)
Led off the game with a HR.....	Kasey Coffman, March 3, 2013 vs Gonzaga (T, 6-6)
Hit for the cycle.....	Travis Buck, March 7, 2003 vs. Southern Utah (W, 19-0)
Team hit for the cycle to open the game.....	April 27, 2003 vs. Washington State (HR/2B/1B/3B)
<b>Hit back-to-back HRs.....</b>	<b>Lyle Lin and Spencer Torkelson, Feb. 17, 2018 vs. Miami (OH)</b>
Hit back-to-back-to-back HRs.....	Max Rossiter (3-run), RJ Ybarra and Trever Allen, May 5, 2013 vs Stan.
<b>Hit two HR in one game.....</b>	<b>Gage Canning (2), March 18, 2018 vs. Oregon (W, 18-4)</b>
<b>A freshman hit two HR in one game.....</b>	<b>Spencer Torkelson, Feb. 28, 2018, at Long Beach State</b>
Hit three HRs in one game.....	Joey DeMichele, May 1, 2011 vs Stanford (TIES ASU RECORD)
Had five hits in one game.....	<b>Gage Canning, March 18, 2018 vs. Oregon (5-for-5)</b>
Had six hits in one game.....	Travis Buck, March 13, 2005 vs Western Illinois (went 6-for-8, 3 RBI)
Had seven hits in one game.....	Jerry Mantlo, February 6, 1972 vs. Michigan
Had three doubles in one game.....	Jake Peevyhouse, March 29, 2014 at No. 15 UCLA
Had four doubles in one game.....	Travis Buck, February 28, 2004 vs. Connecticut (W, 16-5)
<b>Hit two triples in one game.....</b>	<b>Gage Canning, March 3, 2018 vs. Oklahoma State</b>
Had seven RBI in one game.....	Andy Workman, May 8, 2011 vs. Long Beach State (W, 17-9)
Had eight RBI in one game.....	Kiel Roling, March 17, 2007 vs. Maine
Had nine RBI in one game.....	Jeremy West, April 27, 2003 vs. Washington State
Stole four bases in one game.....	Drew Maggi, April 10, 2010 at Washington St. (TIES ASU RECORD)
Stole home.....	Colby Woodmansee, March 6, 2016 vs. Eastern Michigan (W, 8-1)
Struck out four or more times in one game.....	Lyle Lin, April 28, 2017 at Oregon (4K's in L, 2-0)
Hitter stranded six runners on base.....	Jordan Aboites (6), February 23, 2016 vs. Nevada (L, 11-5)
<b>Recorded 13 total bases.....</b>	<b>Gage Canning (13), April 27, Gage Canning, March 18, 2018 vs. Oregon (2 HR, 1 3B, 2 1B)</b>
<b>Had an inside-the-park home run.....</b>	<b>Gage Canning, March 18, 2018 vs. Oregon (W, 18-4)</b>
Had an inside-the-park home run AND a traditional home run.....	<b>Gage Canning, March 18, 2018 vs. Oregon (W, 18-4)</b>
<b>Scored five runs in one game.....</b>	<b>Gage Canning (5), March 18, 2018 vs. Oregon (W, 18-4)</b>
<b>Was hit by a pitch two or more times.....</b>	<b>Drew Swift, 2, Feb. 17 vs. Miami (OH)</b>
Opponent hit two HRs in one game.....	JJ Matijevic (at #8 Arizona), April 4, 2017 (L, 2-11)
Opponent hit a walkoff HR.....	Kevin Williams (UCLA), March 16, 2012 at Jackie Robinson Stadium (Solo HR in 9th inning)
Opponent hit a leadoff HR.....	Andy Lentz (Washington), May 17, 2008 at Packard Stadium (off Josh Satow)

### Pitching Categories

Threw a no-hitter.....	Ryan Hingst, March 25, 2016 vs. Utah, (W, 5-0)
Threw a perfect game.....	Eddie Bane, March 2, 1973, vs. Cal State Northridge (W, 9-0)
Threw a one-hitter.....	Brian Flores, May 20, 2007 at Oregon State (W, 8-1)
Threw a two-hitter.....	Will Waldrup, Jan. 23, 1999 vs. Hawaii-Hilo (W, 3-0)
Were no-hit.....	Phil Keller, March 23, 1970 vs. Stanford (L, 1-0)
Were one-hit.....	Noah Bremer, at Washington, May 12, 2017 (L, 0-4)
Threw a complete game.....	<b>Eli Lingos, March 30, 2018 at Washington St. (W, 7-0)</b>
Threw a complete game shutout.....	<b>Eli Lingos, March 30, 2018 at Washington St. (W, 7-0)</b>
Threw back-to-back complete games.....	Trevor Williams, 3/1/13 vs. Pacific (W, 8-1) and 3/9 vs. Long Beach State (W, 4-0)
Threw back-to-back complete game shutouts.....	Brady Rodgers/Kramer Champlin, May 20 and 21, 2011 at Washington
Had an opposing pitcher throw a complete game.....	Noah Bremer, at Washington, May 12, 2017 (L, 0-4)
<b>Shut out an opponent (one or more pitchers).....</b>	<b>March 30, 2018, at Washington State (7-0, 1 pitcher)</b>
<b>Were shutout.....</b>	<b>vs. UNCW, March 10, 2018 (0-9)</b>
Struck out 10 or more batters in a game.....	Seth Martinez (11), March 12, 2016, vs. UC Davis (8.0 IP)
Struck out 15 or more batters in a game.....	Mike Leake (15), May 30, 2009 vs. Oral Roberts (CG, 4-1 Win in Tempe Regional)
Had an opposing pitcher strike out 10 or more Sun Devils.....	David Peterson (20), at Oregon, April 28, 2017 (L, 2-0)
Did not walk a batter (complete game).....	Ryan Kellogg, May 14, 2015 vs Washington State (W, 5-0)
Recorded 10 wins in a season.....	Ryan Kellogg, 11-1 (2013)
Hit three batters in a game.....	Brett Lilek (3), April 4, 2015 at Utah (W, 6-5)

### Fielding Categories

<b>Had no errors in three straight games.....</b>	<b>March 2, 3, 4, 2018 vs. Oklahoma State</b>
Committed three or more errors in one game.....	Andrew Snow (3), Feb. 17, 2017 vs. Northwestern
Had 16 or more putouts in one game.....	Zach Wilson(20), First Base, April 21, 2011 at Cal
Had 20 or more put outs in one game.....	Zach Wilson (20), First Base, April 21, 2011 at Cal
Had eight or more assists in one game.....	Jeremy McCuin (8), Shortstop, Feb. 17, 2017 vs. Northwestern
Caught and pitched in the same game.....	Jordan Swagerty, March 17, 2010 vs. USC (2x in 2010)
Turned four double plays in one game.....	April 22 2017, vs. CSUB
Turned five+ double plays in one game.....	5, April 25, 2010, vs. Washington (TIES ASU RECORD)
Turned a triple play.....	Eric Sogard (2B), Brett Wallace (1B) and Andrew Romine SS, February 27, 2007 at Arizona

### Scoring and Misc. Categories

<b>Recorded 20+ hits.....</b>	<b>20, March 17, 2018 vs. Oregon (W, 18-4)</b>
Recorded 20+ hits in back-to-back games.....	22 and 22, February 3-4, 2007 vs. Southern Utah
Scored 20+ runs.....	21, April 28, 2010, vs. San Francisco (W, 21-3)
Scored 30+ runs.....	30, March 13, 2005 vs. Western Illinois (W, 30-13 in Baton Rouge, La.)
Scored 10+ runs in one inning.....	11, April 26, 2015 vs. Tennessee Tech (W, 16-4)
Left 15+ runners on base in one game.....	15, March 5, 2016 vs. Eastern Michigan (W, 5-4 (11))
Surrendered a ninth inning lead.....	April 5, 2018, vs. Cal State Fullerton (led 4-2, loss 6-7)
Swept a three-game Pac-12 series.....	March 16-18,, 2018 vs. Oregon (7-4, 18-4, 6-1)
Were swept in a Pac-12 series.....	May 26-28, 2017 at Utah (0-2, 4-7, 10-11)
Were swept in a Pac-12 series at home.....	May 18-20 vs. #15 Arizona (5-6, 1-3, 5-9)
<b>Played in extra innings.....</b>	<b>11, at Washington State, April 2, 2018, (L, 3-4)</b>
Played in 14+ innings.....	14, March 9, 2016 at Cal State Fullerton (W, 2-1 W)
Played back-to-back extra inning games.....	March 9, 11 and 12, 2016, vs. Cal State Fullerton/UC Davis (14, 11 and 12 innings)
Played a game lasting 5+ hours.....	5 hours, 12 minutes, May 30, 2015 vs. Cal State Fullerton in Fullerton Regional (L, 3-2 (14))



# 2018 Sun Devil Baseball

## RECORDS/PITCHERS

### Record When...

Overall .....	14-19	..... 10+ runs .....	4-0	Hit 0 home runs .....	8-7
Conference.....	6-6	Opponent 0-2 runs .....	9-1	... 1 home run .....	4-8
Non-Conference .....	8-13	..... 3-5 runs .....	4-5	... 2+ home runs .....	2-4
Home games .....	10-13	..... 6-9 runs .....	1-7	Opponent 0 home runs .....	11-11
Away games .....	4-6	..... 10+ runs .....	0-6	..... 1 home run .....	2-7
Neutral site .....	0-0	Scored in 1st inning .....	8-5	..... 2+ HRs .....	1-1
Day games.....	6-7	Opp. scored in 1st .....	1-6	Made 0 errors .....	6-3
Night games.....	8-12	Scores first .....	14-8	... 1 error.....	5-7
vs Left starter .....	5-6	Opp. scores first .....	0-11	... 2+ errors.....	3-9
vs Right starter .....	9-13	After 6 leading .....	13-2	Opp. made 0 errors.....	5-8
1-Run games.....	2-7	..... trailing.....	1-13	..... 1 error .....	4-6
2-Run games .....	0-2	..... tied .....	0-4	..... 2+ errors.....	5-5
5+Run games .....	7-8	After 7 leading .....	12-2	Out-hit opponent .....	14-4
Extra innings.....	0-4	..... trailing.....	1-13	Out-hit by opponent .....	0-13
Shutouts.....	3-1	..... tied .....	0-4	Hits are tied .....	0-2
Scoring 0-2 runs .....	2-9	After 8 leading .....	13-1		
..... 3-5 runs .....	2-6	..... trailing .....	0-13		
..... 6-9 runs.....	6-4	..... tied .....	0-5		

### A Look At the Pitching Staff

#### Arizona State Starters

Pitcher	Starts/QS	Pct.	PC/Start	IP/Start	ER Against/ Start	Runs For/Start	PCK	DP	Team Record
Eli Lingos	8/5	62.5	780/97.5	53.1/6.2	14/1.8	36/4.5	4	4	53
Boyd Vander Kooi	5/2	40.0	397/79.4	22.2/4.2	10/2.0	27/5.4	0	4	3-2
Sam Romero	7/2	28.6	457/65.3	28.2/4.0	20/2.9	27/3.9	0	1	3-4
Alec Marsh	5/1	20.0	407/81.4	21.2/4.3	10/2.0	12/2.4	0	4	1-4
Spencer Van Scoyoc	2/0	0.0	141/70.5	7.1/3.2	4/2.0	1/0.5	0	1	0-2
Fitz Stadler	2/0	0.0	54/54.0	4.0/4.0	2/2.0	3/3.0	0	0	1-1
Brady Corrigan	3/1	33.3	145/48.3	8.0/2.2	7/2.3	3/1.0	0	0	0-3
Jake Godfrey	1/0	0.0	35/35.0	2.0/2.0	0/0.0	1/1.0	0	0	1-0

#### Arizona State Bullpen (Relief Appearances Stats Only)

Reliever	APP	IP	H	R	ER	BB	SO	SV	ERA	IR/Scored	1st Bat. Faced/Ret.
Alex Marsh	3	9.1	4	0	0	3	8	0	0.00	2/0	3/3
Zane Strand	3	1.2	1	0	0	0	1	0	0.00	2/1	3/1
Jake Godfrey	6	6.1	4	1	1	3	6	1	1.42	7/1	7/5
Brady Corrigan	5	9.2	4	2	2	2	8	0	1.86	7/0	5/4
Fitz Stadler	9	14.1	16	6	4	11	12	0	2.51	14/10	5/1
Sam Romero	3	6.1	5	2	2	2	4	1	2.84	2/0	3/3
Dellán Raish	13	22.1	16	8	8	9	28	0	3.22	8/1	12/9
Chaz Montoya	16	19.1	20	13	10	9	22	5	4.66	9/2	16/10
Ryan Hingst	7	7.0	11	6	5	4	5	0	6.43	11/8	7/4
Connor Higgins	15	17.1	24	17	14	11	12	0	7.27	19/8	15/6
Adisyn Coffey	2	3.0	4	4	3	1	2	0	9.00	0/0	2/0
Spencer V. Scoyoc	5	5.2	7	7	6	6	5	0	9.53	7/3	5/0
Davis, Colby	3	3.0	7	4	4	1	3	0	12.00	2/2	3/2
Grant Schneider	9	8.2	16	14	14	7	8	0	14.54	13/7	9/8

# 2018 Sun Devil Baseball

## NATIONAL RANKS/CONFERENCE RANKS/TEAM RANKS

### NATIONAL RANKINGS

Category	Team	Nat'l	Pac-12	Value
Base on Balls (297 ranked)		152	6	119
Batting Average (297 ranked)		53	4	0.287
Double Plays (297 ranked)		44	1	28
Double Plays Per Game (297 ranked)		78	3	0.85
Doubles (297 ranked)		84	2	56
Doubles Per Game (297 ranked)		127	7	1.7
Earned Run Average (297 ranked)		127	8	4.43
Fielding Percentage (297 ranked)		223	11	0.962
Hit Batters (297 ranked)		74	2	38
Hit by Pitch (296 ranked)		280	11	16
Hits (297 ranked)		37	2	322
Hits Allowed Per Nine Innings (297 ranked)		136	8	9.01
Home Runs (296 ranked)		47	2	28
Home Runs Per Game (297 ranked)		58	3	0.85
On Base Percentage (297 ranked)		150	6	0.361
Runs (297 ranked)		144	6	171
Sacrifice Bunts (297 ranked)		188	7	12
Sacrifice Flies (296 ranked)		158	7	11
Scoring (297 ranked)		178	6	5.2
Shutouts (149 ranked)		35	2	3
Slugging Percentage (297 ranked)		38	3	0.437
Stolen Bases (296 ranked)		209	7	22
Stolen Bases Per Game (297 ranked)		227	7	0.67
Strikeout-to-Walk Ratio (297 ranked)		133	8	1.98
Strikeouts Per Nine Innings (297 ranked)		118	3	8.3
Triples (290 ranked)		3	1	14
Triples Per Game (296 ranked)		6	1	0.42
WHIP (297 ranked)		141	8	1.47
WL Pct (297 ranked)		193	9	0.424
Walks Allowed Per Nine Innings (297 ranked)		141	9	4.18

Category	Individual	Name	Nat'l	Pac-12	Value
Batting Average (250 ranked)		Gage Canning	25	3	0.4
Complete Games (38 ranked)		Eli Lingos	38	2	1
		Boyd Vander Kooi	38	2	1
Doubles (118 ranked)		Gage Canning	68	2	11
Games Started (12 ranked)		Eli Lingos	12	1	8
Hits (148 ranked)		Gage Canning	2	1	56
		Lyle Lin	88	3	45
Hits Allowed Per Nine Innings (150 ranked)		Alec Marsh	53	6	6
Hits Per Game (148 ranked)		Gage Canning	7	1	1.7
Home Runs (132 ranked)		Spencer Torkelson	1	1	16
Home Runs Per Game (146 ranked)		Spencer Torkelson	3	2	0.48
Earned Run Average (200 ranked)		Eli Lingos	109	9	2.36
		Alec Marsh	128	12	2.5
Runs (140 ranked)		Gage Canning	112	5	30
Runs Batted In (134 ranked)		Spencer Torkelson	71	6	32
Runs Batted In Per Game (149 ranked)		Spencer Torkelson	109	10	0.97
Sacrifice Bunts (83 ranked)		Drew Swift	83	8	5
Sacrifice Flies (124 ranked)		Spencer Torkelson	41	3	4
Saves (148 ranked)		Chaz Montoya	58	5	5
Slugging Percentage (250 ranked)		Spencer Torkelson	7	2	0.758
		Gage Canning	15	4	0.714
Total Bases (143 ranked)		Gage Canning	3	1	100
		Spencer Torkelson	9	3	94
Toughest to Strike Out (146 ranked)		Alika Williams	112	7	9.6
		Lyle Lin	132	8	9.3
Triples (111 ranked)		Gage Canning	1	1	9
		Gage Workman	13	3	4
Triples Per Game (149 ranked)		Gage Canning	1	1	0.27
		Gage Workman	19	3	0.14
Victories (117 ranked)		Eli Lingos	40	2	5
WHIP (150 ranked)		Alec Marsh	69	6	1

### RECORD WATCH

#### NCAA TRIPLES (CAREER)

1.) Bob Zeiham, Indiana State (1985-88)	32
---	
9.) 3 tied	28
-- Gage Canning (2016-p)	23

#### NCAA TRIPLES (SINGLE SEASON)

1.) Keith Hagman, New Mexico (1980)	17
---	
4.) 9 tied	13
-- Gage Canning (2018)	9

#### ASU TRIPLES (CAREER)

1.) Alan Bannister, 1970-72	26
Ed Irvine, 1977-79	26
3.) Gage Canning (2016-p)	23

#### ASU TRIPLES (SINGLE SEASON)

1.) Zack MacPhee (2010)	14
-- Gage Canning (2018)	9

#### ASU HOME RUNS (FRESHMAN)

1.) Spencer Torkelson (2018)	16
2.) Barry Bonds, 1983	11
3.) Mike Kelly, 1989	10
4.) Bob Horner, 1976	9
Ike Davis, 2006	9

#### ASU HOME RUNS (SINGLE SEASON)

1.) Mitch Jones, 2000	27
2.) Bob Horner, 1978	25
3.) Jeff Larish, 2005	23
Barry Bonds, 1985	23
Oddibe McDowell, 1984	23
-- Spencer Torkelson (2018)	16

### LF

#### **Trevor Hauver, 15 (6-9)**

Carter Aldrete, 7 (2-5)  
 Spencer Torkelson, 5 (1-4)  
 Scott Mehan, 4 (4-0)  
 Myles Denson, 2 (1-1)

### CF

#### **Gage Canning, 29 (12-17)**

Hunter Bishop, 4 (2-2)

### RF

#### **Hunter Bishop, 20 (10-10)**

Gage Canning, 4 (2-2)  
 Carter Aldrete, 5 (2-3)  
 Trevor Hauver, 3 (0-3)  
 Myles Denson, 1 (0-1)

### SS

#### **Drew Swift, 33 (14-19)**

### 2B

#### **Alika Williams, 32 (14-18)**

Jeremy McCuin, 1 (0-1)

### SP

#### **Eli Lingos, 8 (5-3)**

#### **Sam Romero, 7 (3-4)**

#### **Alec Marsh, 5 (1-4)**

#### **Boyd Vander Kooi, 5 (3-2)**

Jake Godfrey, 1 (1-0)  
 Spencer Van Scoyoc, 2 (0-2)  
 Brady Corrigan, 3 (0-3)  
 Fitz Stadler, 2 (1-1)

### 1B

#### **Spencer Torkelson, 26 (12-14)**

Lyle Lin, 5 (1-4)  
 Jeremy McCuin, 2 (1-1)

### 3B

#### **Gage Workman, 21 (8-13)**

#### **Carter Aldrete, 12 (6-6)**

### DH

#### **Taylor Lane, 12 (4-8)**

Gage Workman, 7 (4-3)  
 Hunter Jump, 4 (1-3)  
 Carter Aldrete, 5 (2-3)  
 Spencer Torkelson, 2 (1-1)  
 Scott Mehan, 1 (1-0)

### C

#### **Lyle Lin, 28 (13-15)**

Luke Leisenring, 5 (1-4)



# 2018 Sun Devil Baseball

HEAD COACH TRACY SMITH



## TRACY SMITH - HEAD COACH - THIRD SEASON (21st OVERALL)

### OVERVIEW

- 2013 National Coach of the Year
- 75 of his players have been selected in the MLB Draft, including 68 draftees since 2000 and 32 in the first 10 rounds
- Coached the fourth overall pick in the 2014 Major League Baseball June Amateur Draft (Kyle Schwarber) and three first-round selections in the 2009 MLB June Draft (Eric Arnett, Josh Phegley, Matt Bashore)
- One of five active coaches - and one of eight all-time - to bring three different Div. I schools to NCAA Regional play when he guided the Sun Devils to a No. 2 seed in the Fullerton Regional in 2015
- Has amassed a 698-535-1 career record in 21 seasons as a head coach at three different schools, including nine seasons at both Miami (Ohio) and Indiana, and three years at Arizona State
- His 698 victories rank in the Top-40 among active coaches in the NCAA, and his 21 seasons represent the fourth-fewest number of years on that list to be ranked within the Top-40

### ARIZONA STATE (2014-p)

- Hired as the fifth head baseball coach in program history on June 24, 2014
- Enters his fourth season at the helm of the Sun Devil baseball program
- Has seen 22 players earn Pac-12 All-Conference honors
- Coached three players to All-American honors in 2015 (Seth Martinez, David Greer and Colby Woodmansee)

- 24 players have earned Pac-12 All-Academic honors in Smith's first three seasons (ASU's 10 selections in Smith's first season led the Pac-12)
- Instrumental in Sun Devil Baseball's signing of the nation's top recruiting class in 2016, which included eight players who had been drafted by the Major League out of high school
- The 2017 class was also rated in the Top-5 nationally and was the No. 1 class in the West. The 2017 class was second in the country behind Vanderbilt in having the most signed players make it to campus for the 2018 season

### INDIANA (2006-14)

- Named National Coach of the Year in 2013 and was a unanimous choice for Big Ten Coach of the Year after he led IU to the school's only College World Series appearance
- Led the Hoosiers to the No. 4 national seed in the 2014 NCAA Tournament, the first national seed in Big Ten baseball history
- Tallied more than 40 wins in his final two seasons at IU and led the Hoosiers to consecutive Big Ten Conference Championships for the first time in school history
- Won the Big Ten regular season and B1G Tournament title in 2013, marking the school's first regular season conference championship since 1949 and the first outright crown since 1932, and advanced to the 2013 College World Series, which ended the Big Ten's 29-year CWS absence
- Led the Hoosiers to an NCAA Regional in 2009 and to the College World Series in 2013, notched a program-best 21 conference wins in 2014 and secured eight first team All-Big Ten selections to tie a conference mark for most first team honorees from one school
- Academic Progress Rate as a head coach increased each season until it reached a perfect 1000 in two-year stretch between 2008-10
- Had eight players on 12 occasions be named All-Americans, including four in 2014, which was the highest total in program history and the second straight season that IU produced three or more All-Americans

Season	Team	Overall	Conference (Standing)	Postseason
1997	Miami (OH)	27-28	17-13 (4th)	MAC Tournament
1998	Miami (OH)	33-26	17-13 (3rd - East)	MAC Tournament
1999	Miami (OH)	34-27	20-12 (2nd - East)	MAC Tournament
2000	Miami (OH)	40-23	16-12 (3rd - East)	NCAA Regional
2001	Miami (OH)	35-25	16-12 (4th - East)	MAC Tournament
2002	Miami (OH)	31-28	16-12 (3rd - East)	MAC Tournament
2003	Miami (OH)	36-24-1	19-9 (2nd - East)	MAC Tournament
2004	Miami (OH)	36-21	14-8 (1st - East)	MAC Tournament
2005	Miami (OH)	45-18	17-4 (1st - East)	NCAA Regional
	<b>Miami (OH)</b>	<b>317-220-1</b>	<b>152-95</b>	
2006	Indiana	22-34	11-21 (10th)	
2007	Indiana	19-35	8-23 (10th)	
2008	Indiana	31-30	15-17 (6th)	Big Ten Tournament
2009	Indiana	32-27	16-7 (3rd)	NCAA Regional
2010	Indiana	28-27	12-12 (t-5th)	Big Ten Tournament
2011	Indiana	30-25	11-13 (7th)	
2012	Indiana	32-28	16-8 (2nd)	Big Ten Tournament
2013	Indiana	49-16	17-7 (1st)	College World Series
2014	Indiana	44-15	21-3 (1st)	First-ever Big 10 National Seed
	<b>Indiana</b>	<b>287-237</b>	<b>127-111</b>	
2015	Arizona State	35-23	18-12 (t-3rd)	NCAA Regional
2016	Arizona State	36-23	16-14 (t-3rd)	NCAA Regional
2017	Arizona State	23-32	8-22 (t-9th)	
2018	Arizona State	14-19	6-6	
	<b>Arizona State</b>	<b>108-97</b>	<b>48-54</b>	
	<b>Total</b>	<b>712-554-1</b>		

- Mentored two Big Ten Players of the Year, three Big Ten Pitchers of the Year and a pair of Big Ten Freshman of the Year in nine seasons at IU, and at least one Hoosier earned Freshman All-America honors in six of the past seven seasons in Bloomington
- Landed three players on the USA Baseball Collegiate National Team and mentored numerous players at all positions, including outfielder Alex Dickerson, who was named Big Ten Player of the Year and won the Big Ten Triple Crown in 2010, right-handed pitcher Aaron Slegers, who was named 2013 Big Ten Pitcher of the Year, and catcher Kyle Schwarber, who was named an All-American by five major college baseball groups in 2014

### MIAMI (OH) AND PERSONAL

- Compiled eight straight 30-win seasons, two NCAA Regional appearances and advanced to the Mid-American Conference Tournament finals six times at Miami (OH)
- Began his coaching career as head coach at Miami University-Middletown in 1990, served as an assistant coach at Miami (Ohio) from 1993-94 and was the pitching coach at IU from 1995-96
- Four-year letterwinner at Miami (Ohio), Smith was a pitcher and an infielder for the RedHawks, and played three minor league seasons in the Chicago Cubs organization
- Participated in 1992 Major League Scouting Bureau's Professional Scout School as a representative of the Cubs
- Born Feb. 14, 1966, Smith graduated with a bachelor's degree in Education from Miami (Ohio) in 1989 and completed a master's degree in Sport Organization from Miami (Ohio) in 1992
- Native of Kentland, Ind., Smith and his wife, Jaime, have three sons, Casey, Ty and Jack

### BEN GREENSPAN - ASSISTANT COACH/RECRUITING COORDINATOR

-Ben Greenspan enters his fourth season at Arizona State University as assistant coach and recruiting coordinator, and works primarily with the team's offense and catchers.

-The 2017 campaign saw Gage Canning emerge as one of the elite players in the Pac-12 with Greenspan helping to oversee that growth. He was the only player in the Pac-12 to finish with a double-digit number of doubles while also posting at least six home runs and six triples.

-Greenspan also helped oversee the emergence of Hunter Bishop as one of the exciting young freshmen in the country on the year. Bishop started 31 games in the outfield season to become just the sixth ASU freshman in the past 15 years to start over 50 percent of the season in the outfield.

-Catcher Brian Serven earned First Team All-Pac-12 recognition in 2016, as well as Pac-12 All-Academic honorable mention and was a semifinalist for the Johnny Bench Award, given to the nation's top catcher. His prowess on both sides of the plate was evident as he became just the fifth catcher in school history to lead the team in home runs and he caught 17 runners stealing, the most by a Sun Devil since 2009.

-Also excelling at the plate under Greenspan was first baseman David Greer, who also earned a First Team All-Conference selection as well as earning a spot on the Louisville Slugger All-America third team. The Arizona-native finished his junior campaign first in the conference in doubles and total bases, second in slugging percentage and third in runs scored.

-In his first season at ASU, Greenspan helped the Sun Devils excel both offensively and defensively. The Devils ranked in the top half of the Pac-12 in a number of offensive categories, including second in slugging percentage, third in both batting average and hits, and posted their best defensive numbers since 2010 as they finished fourth in the conference in both fielding percentage and errors.

-Excelling in his recruiting coordinator position, Greenspan assembled the No. 1 recruiting class in the nation in 2016 according to Collegiate Baseball Newspaper. Greenspan followed that up in playing a big part in another Top-5 Nationally ranked recruiting class in 2017, and the top recruiting class in the Pac-12 and the West. The 2017 Sun Devil class features six signees who participated in the 2015 Area Code Baseball Games, an invitation-only elite baseball event held annually in Long Beach, Calif., and one who played in the Tournament of the Stars - a showcase hosted by USA Baseball.

Greenspan spent six seasons as an assistant coach at Indiana, including the past year as recruiting coordinator, and worked extensively with the team's catchers and hitters. The Hoosiers' offense ranked in the top 25 in the nation in batting average, slugging percentage, total hits and extra-base hits in 2014.

Greenspan mentored some of the most prolific hitters in IU program history, including two-time All-American catcher Kyle Schwarber, current Oakland Athletics catcher Josh Phegley, and 2010 Big Ten Player of the Year Alex Dickerson. He also played a large role in developing talent at IU as 11 of his position players were selected in the Major League Baseball First-Year Player Draft, including five in the top five rounds. In the eight years Greenspan has served as a catching coach, his guidance has produced a First Team All-Conference player at that position in five of those seasons with two of them currently playing MLB (Schwarber and Phegley).

Greenspan's additional hitting protégés include 2012 Big Ten Freshman of the Year Sam Travis, two-time All-American Dustin DeMuth and current major leaguers Micah Johnson and Ethan Wilson.

Greenspan played for two seasons under coach Smith at IU, and was a Hoosier team captain and Academic All-Big Ten performer in 2007. He spent two years at the University of Connecticut as a catcher and first baseman before joining the IU program. He earned a bachelor's degree in Sport Marketing and Management and a master's degree in Sport Administration from Indiana University.

Greenspan is originally from West Point, N.Y., and is married to his wife, Janine. The pair have two children, Grayson and Adalyn.

### MIKE CATHER - ASSISTANT COACH/PITCHING COACH

-Mike Cather enters his first season at Arizona State University as assistant coach and pitching coach.

-Cather joins the Sun Devils with over a decade of experience at the professional level, most recently serving as the Minor League Pitching Coordinator for the Miami Marlins organization beginning in 2015. With the Marlins, Cather oversaw the development for the organization's minor league system and worked closely with Miami's Major League Pitching Coach, Juan Nieves.

-Prior to his coaching career, Cather had a 10-year career as a professional pitcher with three seasons spent in Major League Baseball with the Atlanta Braves (1997-99). Cather did not allow an earned run in his first eight games in the MLB and helped the Braves to a spot in the National League Championship Series against the Florida Marlins in 1998.

-Among his professional assignments and developments through the years, Cather has worked with All-Stars Josh Beckett and Clay Buchholz, as well as the likes of Matt Wisler, Carl Edwards, Jr., Joe Ross and Daniel Bard.

-In 2014, Cather joined the Chicago Cubs organization as the pitching coach for the Iowa Cubs at the Triple-A level and oversaw a pitching staff that led the Pacific Coast League in ERA, setting several club records in the process. He developed young and veteran players for the team's postseason run in 2015.

-Cather joined the San Diego Padres organization in 2012 where he served as the Minor League Pitching Coordinator as well as the pitching coach for the El Paso Chihuahuas, the Padres' Triple-A affiliate. In El Paso, Cather worked under former Sun Devil Baseball head coach Pat Murphy. He also initiated and created the throwing program used for Dominican players at the overseas academy.

-Cather began his career in the professional ranks with the Boston Red Sox organization in 2006. He joined the organization as the pitching coach for the Class A Wilmington Blue Rocks before being promoted to pitching coach for the Portland Sea Dogs, the Red Sox's Double-A affiliate, in 2007. In 2010, Cather was named as one of Boston's Major League advanced scouts, where he provided reports and insight to the organization's Major League staff.

-During his playing career with the Braves, Cather pitched two scoreless innings of relief in Game 2 against the Houston Astros in the 1998 National League Divisional series after helping the team to the NL Eastern Division title. In the National League Championship Series against the Marlins, Cather did not allow a run over four games.

### MICHAEL EARLEY - VOLUNTEER ASSISTANT COACH/HITTING COACH

-Michael Earley enters his second season as a volunteer assistant and first season as the team's Hitting Coach on head coach Tracy Smith's staff at Arizona State.

-Earley will also serve as the team's outfield coach and helped pace one of the top outfields in the Pac-12 in 2017. On the year, first-team All-Pac-12 selection Gage Canning started in every single game for the Sun Devils and while providing stellar defense with zero errors on the season and leading the team in outfield assists.

-Canning led the team in virtually every hitting category, including batting average (.332), runs (37), doubles (12), triples (6), home runs (6) and slugging percentage (.538). He was the only player in the Pac-12 to finish with a double-digit number of doubles while also posting at least six home runs and six triples.

-Earley also helped oversee the emergence of Hunter Bishop as one of the exciting young freshmen in the country on the year. The freshman earned All-Pac-12 honors and finished his 2017 campaign with an impressive .301 batting average, five doubles, four triples and five home runs. He ranked second on the team - behind only Canning - in batting average, runs scored (27), triples, home runs and slugging percentage (.484).

-During the 2017 pitching coach search, Earley was granted a waiver to recruit by the NCAA. Earley assisted in recruiting during the spring and summer of 2017. During that time Earley helped identify prospects and recruits for the 2017 through 2020 recruiting classes. The 2017 recruiting class was ranked fourth in the country and tops in the Pac 12.

-Earley played under Smith at Indiana from 2008-10 before going on to a professional career with the Chicago White Sox organization. He played professional baseball for six seasons, including time with the team's Triple-A affiliate, the Charlotte Knights.

-The outfielder finished his playing days with the Southern Illinois Miners in the independent Frontier League in 2015. He finished his professional career with 559 hits, 117 doubles, 38 home runs and a .284 average. He was named to four All-Star teams in his professional career and was also named a member of the Southern Illinois All-Decade Team.


-Earley earned Third Team All-Big Ten recognition during his senior campaign at IU in 2010 after he tied for fourth in the conference in home runs with 13, and finished the season batting .352. Earley was the only player in the Big Ten with double digit homeruns and stolen bases during the 2010 season.






# 2017 Sun Devil Baseball


## PLAYER BIOS




**Carter Aldrete**  
INF | R/R | So.




**Hunter Bishop**  
OF | L/R | So.




**Gage Canning**  
OF | L/R | Jr.




**Adisyn Coffey**  
UTL | R/R | Fr.




**Brady Corrigan**  
RHP | R/R | Fr.




**Colby Davis**  
RHP | R/R | Fr.




**Drake Davis**  
RHP | R/R | Fr.




**Myles Denson**  
OF | R/R | So.




**Sam Ferri**  
C | R/R | So.




**Jake Godfrey**  
RHP | R/R | RS Sr.




**Trevor Hauver**  
OF | L/R | Fr.




**Connor Higgins**  
LHP | R/L | Jr.




**Ryan Hingst**  
RHP | R/R | RS  
Sr.




**Zach Hogueisson**  
OF | L/R | Fr.




**Hunter Jump**  
OF | L/R | Fr.




**Taylor Lane**  
OF/INF | R/R | Sr.




**Luke Leisenring**  
C | S/R | Fr.



**Lyle Lin**  
C | R/R | So.



**Eli Lingos**  
LHP | L/L | Sr.




**Alec Marsh**  
RHP | R/R | So.




# 2017 Sun Devil Baseball


## PLAYER BIOS




**Jeremy McCuin**  
INF | S/R | Jr.




**Scott Mehan**  
OF | R/R | Fr.




**Chaz Montoya**  
LHP | L/L | So.




**Dellan Raish**  
LHP | L/L | RS Fr.




**Sam Romero**  
RHP | R/R | Jr.




**Grant Schneider**  
RHP | R/R | Sr.




**Fitz Standler**  
RHP | R/R | Jr.




**Zane Strand**  
RHP | R/R | RS  
Fr.



**Drew Swift**  
INF | R/R | Fr.




**Spencer Torkel-  
son**  
INF/OF | R/R | Fr.




**Boyd Vander Kooi**  
RHP | R/R | Fr.



**Spencer Van  
Scoyoc**  
LHP | L/L | So.



**Alika Williams**  
INF | R/R | Fr.



**Gage Workman**  
INF | S/R | Fr.



## Carter Aldrete #21 INF/OF

Sophomore - 6'2 - 205  
Bats/Throws: R/R  
Monterey, Calif.  
Monterey

Date	Opponent	Pos	AB	R	H	RBI	2B	3B	HR	BB	SB	CS	HBP	SAC	SF	GDP	K	PO	A	E	Avg
Feb-17	MIAMI (OH)-1	*3b	4	0	1	0	1	0	0	0	0	0	0	0	0	0	1	0	6	2	250
Feb-17	MIAMI (OH)-2	*3b	4	2	3	0	1	1	0	0	0	1	0	0	0	0	1	0	4	0	500
Feb-18	MIAMI (OH)-1	*3b	3	1	0	0	0	0	0	0	0	1	0	0	0	0	0	0	4	0	364
Feb-18	MIAMI (OH)-2	*3b	5	1	1	0	0	0	0	0	0	0	0	0	0	1	0	4	4	1	312
Feb-23	SAINT MARY'S	*3b	4	0	0	0	0	0	0	0	0	0	0	0	0	1	2	0	1	0	250
Feb-24	SAINT MARY'S	*3b	3	0	0	0	0	0	0	0	0	0	0	0	0	0	1	1	0	0	217
Feb-27	at Long Beach State	*dh	4	0	0	0	0	0	0	0	0	0	0	0	0	1	2	0	0	0	185
Feb-28	at Long Beach State	2b/ss	1	0	0	0	0	0	1	0	0	0	0	0	0	0	1	0	1	0	179
Mar-02	OKLAHOMA STATE	*3b	3	1	2	0	0	0	1	0	0	0	0	0	0	0	0	2	3	0	226
Mar-03	OKLAHOMA STATE	*3b	4	2	3	0	0	0	1	0	1	0	0	0	0	1	0	0	0	0	257
Mar-04	OKLAHOMA STATE	*dh	4	0	1	0	0	0	0	0	0	0	0	0	0	0	1	0	0	0	255
Mar-06	at Pepperdine	*3b	5	1	3	3	0	0	0	1	0	0	0	0	0	0	3	2	0	0	285
Mar-09	UNC-WILMINGTON	*3b	3	2	2	3	1	0	2	0	0	0	0	0	0	0	0	1	0	1	319
Mar-10	UNC-WILMINGTON	*3b	4	0	1	0	0	0	0	0	0	0	0	0	0	0	1	1	0	2	314
Mar-11	UNC-WILMINGTON	*dh	3	0	0	0	0	0	1	0	0	0	0	0	0	0	1	0	0	0	286
Mar-13	ARIZONA	*of2b	3	0	0	0	0	0	2	0	0	0	0	0	0	0	1	0	1	0	281
Mar-16	OREGON	*of2b	4	0	1	0	0	0	1	0	0	0	0	0	0	0	3	2	0	0	279
Mar-17	OREGON	*of	4	0	2	1	0	0	0	0	0	0	0	0	0	0	1	1	0	0	292
Mar-18	OREGON	*of2b	4	0	2	2	0	0	0	0	0	0	0	0	0	0	1	2	1	0	304
Mar-20	UNLV	*of	4	0	1	1	0	0	0	0	0	0	0	0	0	0	2	1	0	0	301
Mar-23	at UCLA	*of3b	4	1	1	0	0	0	1	0	0	0	0	0	0	0	1	0	1	0	299
Mar-24	at UCLA	*3b	4	0	1	0	0	0	0	0	0	0	0	0	0	0	0	1	1	0	286
Mar-25	at UCLA	*of	2	0	1	0	0	0	2	0	0	0	0	0	0	0	0	3	0	0	301
Mar-29	at Washington State	*of	3	0	0	0	0	0	1	0	0	0	1	0	0	0	1	1	0	0	291
Mar-30	at Washington State	*of	4	0	0	0	0	0	0	0	0	0	0	0	0	0	1	1	2	0	278
Mar-31	at Washington State	ph	1	0	1	2	0	0	0	0	0	0	0	0	0	0	0	0	0	0	285
Apr-04	FULLERTON	*of	4	0	0	0	0	0	0	0	0	0	0	0	0	0	0	2	0	0	274
Apr-06	USC	*dh	3	1	2	0	2	0	1	0	0	0	0	0	0	0	0	0	0	0	285
Apr-07	USC	*dh	3	0	0	0	0	0	0	0	0	0	0	0	0	0	0	0	0	0	277
Apr-08	USC	*of	4	2	2	1	0	0	1	0	0	0	0	0	0	0	1	1	0	0	276
04-10-18	at UNLV	*of2b	4	0	1	0	0	0	0	0	0	0	0	0	0	0	2	1	0	0	275
Totals		29gs	109	14	30	14	5	1	14	1	2	1	1	0	4	23	26	32	7	275	

On base pct. .363 • Slugging pct. .367



## Gage Canning #12 OF

Junior - 5'11 - 178  
Bats/Throws: L/R  
Ramona, Calif.  
Ramona

Date	Opponent	Pos	AB	R	H	RBI	2B	3B	HR	BB	SB	CS	HBP	SAC	SF	GDP	K	PO	A	E	Avg	
Feb-17	MIAMI (OH)-1	*of	4	0	2	0	0	0	0	0	0	0	0	0	0	0	0	0	1	3	0	500
Feb-17	MIAMI (OH)-2	*of	5	0	3	0	0	0	2	0	0	0	0	0	0	0	0	0	2	0	0	556
Feb-18	MIAMI (OH)-1	*of	4	0	1	2	0	0	0	0	0	0	1	0	0	0	0	0	1	1	0	462
Feb-18	MIAMI (OH)-2	*of	3	2	3	2	1	0	0	1	0	0	0	0	0	0	1	0	0	2	0	562
Feb-23	SAINT MARY'S	*of	4	0	4	1	2	0	0	0	0	0	0	0	0	0	0	0	4	0	0	650
Feb-24	SAINT MARY'S	*of	3	1	1	1	0	1	0	2	0	0	0	0	0	0	0	1	3	0	609	
Feb-25	SAINT MARY'S	*of	4	0	2	1	0	0	0	0	0	0	0	0	0	0	0	2	2	0	593	
Feb-27	at Long Beach State	*of	4	1	2	0	0	0	0	0	1	0	0	0	0	0	0	1	2	0	581	
Feb-28	at Long Beach State	*of	5	0	3	0	0	0	0	0	0	0	0	0	0	0	0	0	6	0	0	583
Mar-02	OKLAHOMA STATE	*of	5	1	1	0	1	0	0	0	0	0	0	0	0	0	0	3	1	0	537	
Mar-03	OKLAHOMA STATE	*of	5	2	3	4	1	2	0	0	0	0	0	0	0	0	0	1	0	0	543	
Mar-04	OKLAHOMA STATE	*of	4	0	1	0	0	0	0	1	0	0	0	0	0	0	0	0	0	0	520	
Mar-06	at Pepperdine	*of	6	1	2	1	0	1	0	0	0	1	0	0	0	0	0	2	3	0	500	
Mar-09	UNC-WILMINGTON	*of	4	2	2	1	1	0	0	1	1	0	0	0	0	0	0	0	1	0	500	
Mar-10	UNC-WILMINGTON	*of	3	0	1	0	0	0	1	1	0	0	0	0	0	0	0	1	2	0	452	
Mar-11	UNC-WILMINGTON	*of	3	0	1	0	1	0	0	1	0	0	0	0	0	0	0	1	3	0	485	
Mar-13	ARIZONA	*of	4	0	0	0	0	0	0	1	0	0	0	0	0	0	0	5	0	0	457	
Mar-16	OREGON	*of	4	2	3	3	0	1	0	1	0	0	0	0	0	0	0	1	4	0	473	
Mar-17	OREGON	*of	5	5	5	4	0	1	2	1	0	0	0	0	0	0	0	5	0	0	506	
Mar-18	OREGON	*of	4	1	2	0	1	0	0	1	0	0	0	0	0	0	0	3	3	0	506	
Mar-20	UNLV	*of	4	2	1	0	0	0	0	1	0	0	0	0	0	0	1	1	0	0	494	
Mar-23	at UCLA	*of	4	1	0	0	0	0	1	0	0	0	0	0	0	0	0	0	3	0	473	
Mar-24	at UCLA	*of	4	0	2	0	0	0	0	0	0	0	0	0	0	0	0	1	5	1	474	
Mar-25	at UCLA	*of	5	0	1	0	0	0	0	0	0	0	0	0	0	0	0	1	5	0	460	
Mar-29	at Washington State	*of	4	2	2	0	1	0	0	1	0	0	0	0	0	0	0	1	0	0	452	
Mar-30	at Washington State	*of	5	1	1	0	0	0	0	0	0	0	0	0	0	0	0	2	2	0	450	
Mar-31	at Washington State	*of	5	2	2	0	1	0	0	0	0	0	0	0	0	0	0	1	5	0	447	
Apr-03	FULLERTON	*of	5	1	1	0	1	0	0	0	0	0	0	0	0	0	0	2	0	0	437	
Apr-04	FULLERTON	*of	4	1	1	0	0	1	0	0	0	0	0	0	0	0	0	0	4	0	431	
Apr-06	USC	*of	4	1	1	2	0	0	1	0	0	0	0	0	0	0	0	1	3	0	425	
Apr-07	USC	*of	4	0	1	0	0	0	0	0	0	0	0	0	0	0	0	3	3	0	420	
Apr-08	USC	*of	5	0	0	0	0	0	0	0	0	0	0	0	0	0	0	1	3	0	404	
04-10-18	at UNLV	*of	4	1	1	3	0	0	1	1	0	0	0	0	0	0	0	1	2	0	400	
Totals		33gs	140	30	56	26	11	9	5	14	4	3	1	0	1	0	1	0	30	88	1	400


On base pct. .455 • Slugging pct. .714



## Hunter Bishop #24 OF

Sophomore - 6'5 - 210  
Bats/Throws: L/R  
Palo Alto, Calif.  
Serra


Date	Opponent	Pos	AB	R	H	RBI	2B	3B	HR	BB	SB	CS	HBP	SAC	SF	GDP	K	PO	A	E	Avg	
Feb-17	MIAMI (OH)-1	*of	4	0	1	0	0	0	0	0	0	0	0	0	0	0	1	3	0	0	250	
Feb-17	MIAMI (OH)-2	*of	5	0	0	0	0	0	0	0	0	0	0	0	0	0	3	4	0	0	111	
Feb-18	MIAMI (OH)-1	*of	2	1	0	0	0	0	0	2	1	0	0	0	0	0	0	1	2	0	0	091
Feb-18	MIAMI (OH)-2	*of	5	0	1	0	0	0	0	0	0	0	0	0	0	0	2	1	0	0	125	
Feb-23	SAINT MARY'S	*of	3	0	0	0	0	0	0	0	0	0	0	0	0	0	0	1	3	0	105	
Feb-24	SAINT MARY'S	*of	3	1	1	0	0	0	0	0	0	0	0	0	0	0	0	2	4	0	136	
Feb-25	SAINT MARY'S	*of	3	0	0	0	0	0	0	0	0	0	0	0	0	0	0	2	4	0	120	
Feb-27	at Long Beach State	*of	2	0	0	0	0	0	0	0	0	1	0	0	0	0	0	1	0	0	111	
Feb-28	at Long Beach State	*of	2	0	0	0	0	0	0	3	0	0	0	0	0	0	0	0	0	0	103	
Mar-02	OKLAHOMA STATE	*of	4	0	1	1	0	0	0	0	0	0	0	0	0	0	0	1	1	0	121	
Mar-03	OKLAHOMA STATE	*of	4	1	1	2	1	0	0	0	0	0	0	0	0	0	0	2	4	0	135	
Mar-04	OKLAHOMA STATE	*of	1	0	1	0	0	0	0	0	0	1	1	0	0	0	0	0	0	0	158	
Mar-06	at Pepperdine	*of	2	0	0	0	0	0	0	0	0	0	0	0	0	0	0	0	0	0	160	
Mar-09	UNC-WILMINGTON	*of	4	0	3	3	0	0	0	0	1	0	0	0	0	0	0	1	0	0	239	
Mar-13	ARIZONA	ph	1	0	0	0	0	0	0	0	0	0	0	0	0	0	0	0	0	0	234	
Mar-16	OREGON	ph	3	0	0	0	0	0	0	0	0	0	0	0	0	0	0	2	0	0	220	
Mar-18	OREGON	ph	2	0	0	0	0	0	0	0	0	0	0	0	0	0	0	0	0	0	231	
Mar-20	UNLV	dh	2	0	0	0	0	0	0	1	0	0	0	0	0	0	0	1	0	0	222	
Mar-23	at UCLA	phof	2	1	1	0	0	0	0	1	0	0	0	0	0	0	0	0	3	0	232	
Mar-24	at UCLA	of	3	1	0	0	0	0	0	0	0	0	0	0	0	0	0	0	0	0	237	
Mar-25	at UCLA	of	4	0	0	0	0	0	0	0	0	0	0	0	0	0	0	1	2	2	222	
Mar-29	at Washington State	*of	3	0	2	1	0	0	0	1	0	0	0	0	0	0	0	1	2	0	242	
Mar-30	at Washington State	*of	3	0	0	0	0	0	0	0	0	0	0	0	0	0	0	0	0	0	243	
Mar-31	at Washington State	*of	4	0	1	0	0	0	0	0	0	0	0	0	0	0	0	2	3	0	243	
Apr-03	FULLERTON	*of	4	2	3	0	0	0	0	0	0	0	0	0	0	0	0	1	3	0	279	
Apr-04	FULLERTON	*of	3	0	0	0	0	0	0	0	0	0	0	0	0	0	0	2	1	0	272	
Apr-06	USC	of	2	0	0	0	0	0	0	0	0	0	0	0	0	0	0	2	1	0	262	
Apr-07	USC	of	2	0	0	0	0	0	0	0	0	0	0	0	0	0	0	2	0	0	256	
Apr-08	USC	phdh	2	0	0	0	0	0	0	1	0	0	0	0	0	0	0	0	0	0	264	
2006-07			266	87	223	10	23	10	3	10	4	0	0	0	0	0	0	4	1	0	250	



## Brady Corrigan #30 RHP

Freshman - 6'2 - 200  
Bats/Throws: R/R  
Plainfield, Ill.  
Plainfield North

Date	Opponent	GS	IP	H	R	ER	BB	SO	2B	3B	HR	WP	BK	HBP	IBB	Score	W-L	Sv	ERA	NP
Feb 18	MIAMI (OH) 2	1	2	5	8	3	2	2	0	0	1	0	0	0	0	8-16	0-1	0	16.20	38
Feb 28	at Long Beach State	0	1	0	2	2	2	0	0	0	0	1	0	0	0	4-16	0-2	0	22.50	13
Mar 02	OKLAHOMA STATE	1	0	2	0	0	0	0	0	0	0	0	0	0	0	9-1	0-2	0	15.00	13
Mar 17	OREGON	1	0	0	0	0	0	1	0	0	0	0	0	0	0	18-4	0-2	0	11.25	7
Mar 23	at UCLA	5	2	1	0	0	0	5	0	0	0	0	0	0	1	4-5	0-2	0	4.66	67
Mar 30	at Washington State	1	2	1	0	0	2	2	0	0	0	0	0	0	0	3-4	0-2	0	3.97	37
Apr 04	FULLERTON	1	6	0	2	1	0	2	4	0	0	0	0	0	0	1-2	0-2	0	2.60	82
04-10-18	at UNLV	1	0	1	3	4	4	2	0	1	0	0	1	0	0	8-14	0-3	0	4.58	25
Totals		3	17.2	14	15	9	10	14	1	0	1	2	0	1	0	63-62	0-3	0	4.58	-



## Drake Davis #31 RHP


Freshman - 6'0 - 185  
Bats/Throws: R/R  
Highlands Ranch, Colo.  
Ralston Valley



## Colby Davis #36 RHP

Freshman - 6'8 - 225  
Bats/Throws: R/R  
Scottsdale, Ariz.  
Chaparral

Date	Opponent	GS	IP	H	R	ER	BB	SO	2B	3B	HR	WP	BK	HBP	IBB	Score	W-L	Sv	ERA	NP
Mar 10	UNC-WILMINGTON	1	0	2	2	2	1	2	1	0	0	0	0	0	0	0-9	0-0	0	18.00	26
Apr 08	USC	1	0	0	0	0	0	0	0	0	0	0	0	0	0	4-8	0-0	0	9.00	9
04-10-18	at UNLV	1	0	5	2	2	0	1	1	0	0	0	0	0	0	6-14	0-0	0	12.00	25
Totals		0	3.0	7	4	4	1	3	2	0	0	0	0	0	0	10-31	0-0	0	12.00	-




## Myles Denson #37 OF

Sophomore - 6'2 - 180  
Bats/Throws: R/R  
Las Vegas, Nev.  
Bishop Gorman


Date	Opponent	Pos	AB	R	H	RBI	2B	3B	HR	BB	SB	CS	HBP	SAC	SF	GDP	K	PO	A	E	Avg
Feb 28	at Long Beach State	ph	1	0	0	0	0	0	0	0	0	0	0	0	0	0	0	0	0	0	.000
Mar 03	OKLAHOMA STATE	ph	1	0	0	0	0	0	0	0	0	0	0	0	0	0	0	0	0	0	.000
Mar 04	OKLAHOMA STATE	ph/of	0	0	0	0	0	0	0	0	0	0	0	0	0	1	0	0	0	0	.000
Mar 09	UNC-WILMINGTON	of	0	0	0	0	0	0	0	0	0	0	0	0	0	0	0	0	0	0	.000
Mar 11	UNC-WILMINGTON	ph	1	0	0	0	0	0	0	0	0	0	0	0	0	0	0	0	0	0	.000
Mar 13	ARIZONA	ph/of	0	0	0	0	0	0	0	1	0	0	0	0	0	0	0	0	0	0	.000
Mar 16	OREGON	pr/of	0	1	0	0	0	0	0	0	0	0	0	0	0	0	0	1	0	0	.000
Mar 17	OREGON	cd/ph	1	0	0	0	0	0	0	0	0	0	0	0	0	0	0	0	1	0	.000
Mar 18	OREGON	pr/of	1	0	0	0	0	0	0	0	0	0	0	0	0	0	0	1	1	0	.000
Mar 24	at UCLA	ph	1	0	0	0	0	0	0	0	0	0	0	0	0	0	0	1	0	0	.000
Mar 31	at Washington State	*of	4	0	3	1	1	0	0	0	0	0	0	0	0	0	0	0	1	0	.300
Apr 03	FULLERTON	*of	1	0	0	0	0	0	0	0	0	0	0	0	0	0	0	1	0	0	.273
Apr 06	USC	of	0	0	0	0	0	0	0	0	0	0	0	0	0	0	0	2	0	0	.273
Apr 07	USC	ph	1	0	0	0	0	0	0	0	0	0	0	0	0	0	1	0	0	0	.250
Apr 08	USC	*of	2	0	0	0	0	0	0	1	0	0	0	0	0	0	0	0	1	0	.214
04-10-18	at UNLV	ph	1	0	0	0	0	0	0	0	0	0	0	0	0	0	0	1	0	0	.200
Totals		3gs	15	1	3	1	1	0	0	2	0	0	0	0	1	0	1	5	6	0	.200

On base pct. .294 • Slugging pct. .267



## Sam Ferri #9 C

Sophomore - 5'11 - 185  
Bats/Throws: R/R  
Norridge, Ill.  
Notre Dame College Prep




## Trevor Hauver #18 OF

Freshman - 6'0 - 190  
Bats/Throws: L/R  
Chandler, Ariz.

Date	Opponent	Pos	AB	R	H	RSI	2B	3B	HR	BB	SB	CS	HBP	SAC	SF	GDP	K	PO	A	E	Avg	
Feb 17	MIAMI (OH)-1	*of	4	0	0	0	0	0	0	0	0	0	0	0	0	0	0	2	0	0	000	
Feb 18	MIAMI (OH)-1	*of	4	1	2	3	1	0	0	0	0	0	0	0	0	0	1	0	0	0	250	
Feb 18	MIAMI (OH)-2	*of	3	0	0	0	0	0	0	2	0	0	0	0	0	0	1	2	0	0	182	
Feb 23	SAINT MARY'S	*of	3	0	0	0	0	0	0	0	0	0	0	0	0	0	2	2	0	0	143	
Feb 24	SAINT MARY'S	*of	4	1	2	1	1	0	0	0	0	0	0	0	0	0	0	1	1	0	222	
Feb 25	SAINT MARY'S	*of	0	0	0	0	0	0	0	0	0	0	0	0	0	0	0	0	0	0	222	
Feb 27	at Long Beach State	ph/cf	1	0	0	0	0	0	0	0	0	0	0	0	0	0	1	1	0	0	211	
Feb 28	at Long Beach State	*of	3	0	1	0	0	0	0	0	0	0	0	0	0	0	0	1	0	1	227	
Mar 02	OKLAHOMA STATE	*of	2	0	0	1	0	0	0	0	0	0	0	0	1	0	2	3	0	0	208	
Mar 04	OKLAHOMA STATE	*of	1	0	1	0	0	0	0	0	0	0	0	0	0	0	0	0	0	0	240	
Mar 06	at Pepperdine	*of	3	2	3	0	2	0	0	0	0	0	0	0	0	0	5	0	2	0	321	
Mar 09	UNC-WILMINGTON	*of	3	0	0	0	0	0	0	2	0	0	0	0	0	0	0	0	2	0	290	
Mar 10	UNC-WILMINGTON	*of	3	0	0	0	0	0	1	0	0	0	0	0	0	1	2	0	0	0	265	
Mar 11	UNC-WILMINGTON	*of	3	1	2	0	0	0	0	0	0	0	0	0	0	0	0	0	0	0	297	
Mar 13	ARIZONA	*of	2	0	0	0	0	0	0	0	0	0	1	0	0	0	0	0	2	0	282	
Mar 16	OREGON	ph/cf	0	1	0	0	0	0	0	1	0	0	0	0	0	0	0	0	0	0	282	
Mar 17	OREGON	*of	3	3	3	1	1	0	0	0	0	0	0	0	0	0	0	0	1	0	333	
Mar 18	OREGON	ph/cf	2	0	0	0	0	0	0	0	0	0	0	0	0	0	0	0	0	0	263	
Mar 20	UNLV	*of	4	0	0	0	0	0	0	0	0	0	0	0	0	0	0	0	0	0	292	
Mar 23	at UCLA	*of	5	0	0	0	0	0	0	0	0	0	0	0	0	0	0	0	0	0	264	
Mar 25	at UCLA	pr/cf	0	0	0	0	0	0	0	0	0	0	0	0	0	0	0	0	0	0	264	
Mar 29	at Washington State	2b	0	0	0	0	0	0	0	0	0	0	0	0	0	0	0	0	0	0	259	
Mar 30	at Washington State	pr/cf	1	0	0	0	0	0	0	0	0	0	0	0	0	0	0	0	0	0	259	
Mar 31	at Washington State	ph	0	0	0	0	0	0	0	0	0	0	0	0	0	0	0	0	0	0	259	
Apr 03	FULLERTON	ph/cf	3	1	1	0	0	0	0	0	0	0	0	0	0	0	1	0	1	0	253	
Apr 04	FULLERTON	ph	1	0	0	0	0	0	0	0	0	0	0	0	0	0	0	0	0	0	259	
Apr 06	USC	*of	2	0	0	0	0	0	0	0	0	0	0	0	0	0	0	0	0	0	250	
Apr 07	USC	*of	0	0	0	0	0	0	0	0	0	0	0	0	0	0	0	0	0	0	242	
Apr 08	USC	ph/cf	0	0	0	0	0	0	1	0	0	0	0	0	0	0	0	0	0	0	242	
04-10-18	at UNLV	*of	3	0	0	0	0	0	1	0	0	0	0	0	0	0	2	3	0	0	231	
Totals			18gs	65	10	15	6	5	0	11	0	0	0	1	0	1	3	14	27	0	1	231

On base pct. .346 • Slugging pct. .308



## Jake Godfrey #23 RHP

Senior - 6'3 - 225  
Bats/Throws: R/R  
New Lenox, Ill.  
Providence Catholic




## Connor Higgins #11 LHP

Junior - 6'5 - 240  
Bats/Throws: R/L  
Orefield, Penn.  
Parkland

Date	Opponent	GS	IP	H	R	ER	BB	SO	2B	3B	HR	WP	BK	HBP	IBB	Score	W-L	Sv	ERA	NP	
Feb 18	MIAMI (OH)-2		0.2	0	0	0	2	0	0	0	0	0	0	0	0	8-16	0-0	0	0.00	16	
Feb 27	at Long Beach State	*	2.0	0	0	0	2	2	0	0	0	0	0	0	0	1-0	0-0	0	0.00	35	
Mar 03	OKLAHOMA STATE		0.1	1	0	0	1	0	0	0	0	0	0	0	0	14-2	0-0	0	0.00	11	
Mar 24	at UCLA		1.0	1	1	1	0	1	1	0	0	0	0	0	0	1-12	0-0	0	2.25	18	
Apr 04	FULLERTON		1.0	1	0	0	0	0	0	0	0	0	0	0	0	0	1-2	0-0	0	1.80	12
Apr 06	USC		0.2	0	0	0	0	0	0	0	0	0	0	0	0	5-1	0-0	1	1.59	7	
Apr 08	USC		1.2	1	0	0	3	1	0	0	0	0	0	0	0	4-8	0-0	1	1.23	17	
04-10-18	at UNLV		1.0	0	0	0	0	2	0	0	0	0	0	0	0	6-14	0-0	1	1.08	14	
Totals		1	8.1	4	1	1	5	8	2	0	0	0	0	0	0	40-55	0-0	1	1.08	-	

Date	Opponent	GS	IP	H	R	ER	BB	SO	2B	3B	HR	WP	BK	HBP	IBB	Score	W-L	Sv	ERA	NP
Feb 18	MIAMI (OH)-2		2.0	5	3	3	0	1	1	0	0	1	0	0	0	6-16	0-0	0	13.50	28
Feb 24	SAINT MARY'S		0.1	2	1	0	0	0	0	0	0	1	0	0	0	5-6	0-0	0	11.57	10
Feb 27	at Long Beach State		0.1	0	0	0	0	0	0	0	0	0	0	0	0	1-0	0-1	0	10.12	2
Mar 03	OKLAHOMA STATE		2.0	3	1	1	1	1	1	0	0	0	0	0	0	14-2	0-1	0	7.71	34
Mar 04	OKLAHOMA STATE		1.2	0	0	0	0	1	0	0	0	0	0	0	0	2-3	0-1	0	5.68	14
Mar 06	at Pepperdine		2.1	3	2	2	1	2	0	0	1	0	0	1	0	10-7	1-1	0	6.23	36
Mar 10	UNC-WILMINGTON		0.0	1	2	2	1	0	0	0	0	1	0	0	0	0-9	1-1	0	8.31	7
Mar 13	ARIZONA		1.0	1	0	0	0	1	0	0	0	1	0	0	0	2-6	1-1	0	7.45	13
Mar 18	OREGON		1.0	0	0	0	2	1	0	0	0	0	0	0	0	6-1	1-1	0	6.75	23
Mar 24	at UCLA		1.0	1	2	2	2	0	1	0	0	0	0	0	0	1-12	1-1	0	7.71	28
Mar 30	at Washington State		2.2	1	1	1	1	2	0	0	0	0	0	0	0	3-4	1-2	0	6.91	38
Apr 03	FULLERTON		0.2	2	1	0	0	2	0	0	0	1	0	0	0	6-7	1-2	0	6.60	11
Apr 04	FULLERTON		0.1	1	0	0	1	0	0	0	0	0	0	0	0	1-2	1-2	0	6.46	11
Apr 06	USC		0.0	0	0	0	2	0	0	0	0	0	0	0	0	5-1	1-2	0	6.46	11
04-10-18	at UNLV		2.0	4	4	3	0	1	0	1	0	0	0	1	0	6-14	1-2	0	7.27	31
Totals		0	17.1	24	17	14	11	12	3	1	1	5	0	2	0	70-90	1-2	0	7.27	-






## Ryan Hingst #17 RHP

Senior - 6'4 - 191  
Bats/Throws: R/R  
El Paso, Texas  
Franklin

Date	Opponent	GS	IP	H	R	ER	BB	SO	2B	3B	HR	WP	SH	HBP	IBB	Score	W-L	Sv	ERA	NP
Feb 28	at Long Beach State	1.2	3	2	2	0	2	1	0	0	0	1	0	0	0	4-16	0-0	0	10.80	36
Mar 03	OKLAHOMA STATE	1.0	1	0	0	1	1	0	0	0	0	0	0	0	0	14-2	0-0	0	8.75	14
Mar 06	at Pepperdine	1.1	1	0	0	0	1	1	0	0	0	0	0	0	0	10-7	0-0	0	4.50	17
Mar 10	UNC-WILMINGTON	0.1	1	0	0	1	0	1	0	0	0	0	0	0	0	0-9	0-0	0	4.15	13
Mar 17	OREGON	0.2	1	0	0	0	0	0	0	0	0	0	0	0	0	18-4	0-0	0	3.60	8
Mar 20	UNLV	0.1	1	2	2	1	0	0	0	0	0	0	0	0	0	3-10	0-0	0	6.75	15
Apr 07	USC	1.2	3	2	1	1	1	0	0	1	0	0	0	0	0	1-10	0-0	0	6.43	35
Totals		0	7.0	11	6	5	4	5	3	0	1	1	0	0	0	50-58	0-0	0	6.43	-



## Hunter Jump #39 OF

Freshman - 5'11 - 190  
Bats/Throws: L/R  
Aliso Viejo, Calif.  
Aliso Niguel

Date	Opponent	Poa	AB	R	H	RBI	2B	3B	HR	BB	SB	CS	HBP	SAC	SF	GDP	K	PO	A	E	Avg
Feb 17	MIAMI (OH)-1	ph	1	0	0	0	0	0	0	0	0	0	0	0	0	0	0	0	0	0	.000
Feb 24	SAINT MARY'S	ph	1	0	0	0	0	0	0	0	0	0	0	0	0	0	0	0	0	0	.000
Feb 28	at Long Beach State	*dh	2	0	0	0	0	0	0	0	0	0	0	0	0	0	1	0	0	0	.000
Mar 09	UNC-WILMINGTON	ph	1	0	1	0	0	0	0	0	0	0	0	0	0	0	0	0	0	0	.200
Mar 10	UNC-WILMINGTON	ph/of	2	0	1	0	0	0	0	0	0	0	0	0	0	0	0	0	0	0	.286
Mar 11	UNC-WILMINGTON	ph	1	0	0	0	0	0	0	0	0	0	0	0	0	0	0	0	0	0	.250
Mar 13	ARIZONA	ph	1	0	1	0	1	0	0	0	0	0	0	0	0	0	0	0	0	0	.333
Mar 16	OREGON	*dh/of	4	0	1	0	0	0	0	0	0	0	0	0	0	0	2	2	0	0	.308
Mar 17	OREGON	ph/dh	2	1	1	1	0	0	0	0	0	0	0	0	0	1	0	0	0	0	.333
Mar 20	UNLV	ph	1	0	1	0	0	0	0	0	0	0	0	0	0	0	0	0	0	0	.375
Mar 23	at UCLA	*dh	4	0	1	0	0	0	0	1	0	0	0	0	0	0	0	0	0	0	.350
Mar 24	at UCLA	*dh	2	0	0	0	0	0	0	0	0	0	0	0	0	0	0	0	0	0	.318
Mar 29	at Washington State	ph/of	1	0	0	0	0	0	0	0	0	0	0	0	0	0	1	0	0	0	.304
Mar 31	at Washington State	ph	0	0	0	0	0	0	1	0	0	0	0	0	0	0	0	0	0	0	.304
Apr 03	FULLERTON	ph	1	0	0	1	0	0	0	0	0	0	0	0	0	0	0	0	0	0	.292
Apr 07	USC	of	1	0	0	0	0	0	0	0	0	0	0	0	0	0	0	0	0	0	.280
Apr 08	USC	ph	1	0	0	0	0	0	0	0	0	0	0	0	0	0	0	0	0	0	.269
04-10-18	at UNLV	ph/of	1	0	0	0	0	0	0	0	0	0	0	0	0	0	0	0	0	0	.259
Totals		4gs	27	1	7	3	1	0	0	2	0	0	0	0	0	2	3	2	0	0	.259

On base pct. .310 • Slugging pct. .296




## Zach Hogueisson #16 OF

Freshman - 6'4 - 200  
Bats/Throws: L/R  
El Cajon, Calif.  
Christian

Date	Opponent	Poa	AB	R	H	RBI	2B	3B	HR	BB	SB	CS	HBP	SAC	SF	GDP	K	PO	A	E	Avg
Feb 18	MIAMI (OH)-2	ph	1	0	0	0	0	0	0	0	0	0	0	0	0	0	0	0	0	0	.000
Feb 28	at Long Beach State	dh	2	0	0	0	0	0	0	0	0	0	0	0	0	0	0	0	0	0	.000
Mar 02	OKLAHOMA STATE	ph/of	1	0	0	0	0	0	0	0	0	0	0	0	0	0	0	0	0	0	.000
Mar 03	OKLAHOMA STATE	ph/of	1	0	0	0	0	0	0	0	0	0	0	0	0	0	0	0	0	0	.000
Mar 10	UNC-WILMINGTON	2b/ph	1	0	0	0	0	0	0	0	0	0	0	0	0	0	1	0	0	0	.000
Apr 03	FULLERTON	ph	1	0	0	0	0	0	0	0	0	0	0	0	0	0	0	0	0	0	.000
04-10-18	at UNLV	ph/dh	2	0	1	1	0	0	0	1	0	0	0	0	0	0	1	0	0	0	.111
Totals		0gs	9	0	1	1	0	0	0	1	0	0	0	0	0	0	2	0	0	0	.111

On base pct. .200 • Slugging pct. .111




## Taylor Lane #47 INF

Senior - 6'4 - 205  
Bats/Throws: R/R  
Chesapeake, Virg.  
IMG

Date	Opponent	Poa	AB	R	H	RBI	2B	3B	HR	BB	SB	CS	HBP	SAC	SF	GDP	K	PO	A	E	Avg
Feb 17	MIAMI (OH)-1	1b	0	0	0	0	0	0	0	0	0	0	0	0	0	0	0	0	0	0	.000
Feb 23	SAINT MARY'S	pr/ph	1	0	0	0	0	0	0	0	0	0	0	0	0	0	0	0	0	0	.000
Feb 25	SAINT MARY'S	*dh	3	0	1	0	0	0	0	0	0	0	0	0	0	0	0	0	0	0	.250
Feb 28	at Long Beach State	ph/tb	2	0	0	0	0	0	0	0	0	0	0	0	0	0	2	1	0	0	.167
Mar 03	OKLAHOMA STATE	ph/tb	1	0	0	0	0	0	0	0	0	0	0	0	0	0	1	3	0	0	.143
Mar 04	OKLAHOMA STATE	pr	0	0	0	0	0	0	0	0	0	0	0	0	0	0	0	0	0	0	.143
Mar 09	UNC-WILMINGTON	pr	0	1	0	0	0	0	0	0	0	0	0	0	0	0	0	0	0	0	.143
Mar 10	UNC-WILMINGTON	*dh	4	0	1	0	0	0	0	1	1	0	0	0	0	0	0	0	0	0	.182
Mar 11	UNC-WILMINGTON	ph/of	1	0	0	0	0	0	0	0	0	0	0	0	0	0	1	0	0	0	.167
Mar 13	ARIZONA	*dh	3	1	1	0	0	0	0	0	0	0	0	0	0	0	1	0	0	0	.200
Mar 16	OREGON	ph	1	0	0	0	0	0	0	0	0	0	0	0	0	0	0	1	0	0	.188
Mar 17	OREGON	ph/dh	3	1	2	1	0	0	1	0	0	0	0	0	0	0	0	0	0	0	.263
Mar 18	OREGON	*dh	2	0	1	1	0	0	0	0	0	0	0	0	0	0	1	0	0	0	.286
Mar 24	at UCLA	ph/dh	2	0	1	0	0	0	0	0	0	0	0	0	0	0	0	0	0	0	.304
Mar 25	at UCLA	*dh	4	1	1	0	0	0	0	0	0	0	0	0	0	0	1	0	0	0	.296
Mar 29	at Washington State	*dh	5	1	3	0	2	0	0	1	0	0	0	0	0	0	0	0	0	0	.344
Mar 30	at Washington State	*dh	4	0	1	0	0	0	0	0	0	0	0	0	0	0	1	0	0	0	.333
Mar 31	at Washington State	*dh	4	1	1	2	0	0	0	0	0	0	0	0	0	0	1	0	0	0	.325
Apr 03	FULLERTON	*dh	3	0	0	0	0	0	0	0	0	0	0	0	0	0	0	1	0	0	.302
Apr 04	FULLERTON	*dh	2	0	0	0	0	0	0	0	0	0	0	0	0	0	0	1	0	0	.289
Apr 06	USC	ph	1	0	1	1	0	0	0	0	0	0	0	0	0	0	0	0	0	0	.304
Apr 07	USC	ph	0	0	0	0	0	0	1	0	0	0	0	0	0	0	0	0	0	0	.304
Apr 08	USC	*dh	2	0	1	0	0	0	0	0	0	0	0	0	0	0	0	0	0	0	.312
04-10-18	at UNLV	*dh	1	0	0	0	0	0	0	0	0	1	0	0	0	0	1	0	0	0	.306
Totals		12gs	49	6	15	5	2	0	1	1	2	1	0	0	0	3	10	4	0	0	.306

On base pct. .320 • Slugging pct. .408




## Luke Leisenring #40 C

Freshman - 6'3 - 195  
Bats/Throws: S/R  
Golden, Colo.  
Ralston Valley

Date	Opponent	Pos	AB	R	H	RBI	2B	3B	HR	BB	SB	CS	HBP	SAC	SF	GDP	K	PO	A	E	Avg
Feb 23	SAINT MARY'S	c	0	0	0	0	0	0	0	0	0	0	0	0	0	0	0	0	0	0	.000
Feb 28	at Long Beach State	c	2	0	1	0	0	0	0	0	0	0	0	0	0	0	2	0	0	0	.500
Mar 02	OKLAHOMA STATE	ph/c	1	0	0	0	0	0	0	0	0	0	0	0	0	0	1	3	0	0	.333
Mar 03	OKLAHOMA STATE	*c	2	1	1	1	0	0	1	0	0	0	0	0	1	0	0	7	2	0	.400
Mar 04	OKLAHOMA STATE	*c	3	0	0	0	0	0	0	0	0	0	0	0	0	0	2	8	0	0	.250
Mar 10	UNC-WILMINGTON	*c	1	0	0	0	0	0	1	0	0	0	0	0	0	0	5	1	0	0	.222
Mar 11	UNC-WILMINGTON	*c	3	0	1	0	0	0	0	0	0	0	0	0	0	2	12	2	0	0	.250
Mar 17	OREGON	of/c	2	0	0	0	0	0	0	0	0	0	0	0	0	0	1	4	0	0	.214
Mar 24	at UCLA	*c	3	0	1	0	0	0	1	0	0	0	0	0	0	0	2	4	0	0	.235
Mar 30	at Washington State	c	1	0	0	0	0	0	0	0	0	0	0	0	0	0	1	1	1	0	.222
Apr 07	USC	c	1	0	0	0	0	0	0	0	0	0	0	0	0	0	0	2	0	0	.211
04-10-18	at UNLV	c	0	0	0	0	0	0	0	0	0	0	0	0	0	0	0	1	1	0	.211
Totals		5gs	19	1	4	1	0	0	3	0	0	0	0	0	1	0	9	49	7	0	.211


On base pct. .304 • Slugging pct. .211



## Eli Lingos #15 LHP

Senior - 6'0 - 192  
Bats/Throws: L/L  
Temecula, Calif.  
Greak Oak

Date	Opponent	GS	IP	H	R	ER	BB	SO	2B	3B	HR	WP	BK	HBP	IBB	Score	W-L	Sv	ERA	NP	
Feb 17	MIAMI (OH)-2	*	6.0	5	3	3	2	6	2	0	1	0	0	1	0	7-3	1-0	0	4.50	93	
Feb 24	SAINT MARY'S	*	5.2	8	3	3	1	5	2	0	0	1	0	0	0	5-6	1-0	0	4.83	93	
Mar 03	OKLAHOMA STATE	*	5.2	2	1	1	2	7	0	0	0	0	0	0	0	14-2	2-0	0	3.63	76	
Mar 10	UNC-WILMINGTON	*	7.0	10	3	3	3	7	3	0	1	0	0	0	0	2-9	2-1	0	3.70	107	
Mar 18	OREGON	*	7.2	5	1	1	3	4	0	0	0	0	0	0	0	6-1	3-1	0	3.09	98	
Mar 25	at UCLA	*	8.0	5	0	0	3	8	0	0	0	0	0	0	0	4-0	4-1	0	2.47	125	
Mar 31	at Washington State	*	9.0	6	0	0	1	7	3	0	1	0	0	0	0	7-0	5-1	0	2.02	122	
Apr 07	USC	*	4.1	9	8	3	0	3	4	0	0	0	0	0	0	1-10	5-2	0	2.36	86	
Totals			8	53.1	50	19	14	15	47	14	0	2	2	0	1	2	44-31	5-2	0	2.36	-



## Lyle Lin #27 C

Sophomore - 6'1 - 201  
Bats/Throws: R/R  
Taipei, Taiwan  
JSerra Catholic

Date	Opponent	Pos	AB	R	H	RBI	2B	3B	HR	BB	SB	CS	HBP	SAC	SF	GDP	K	PO	A	E	Avg
Feb 17	MIAMI (OH)-1	*c	4	2	2	0	1	0	0	0	0	0	0	0	0	0	1	7	3	0	.500
Feb 17	MIAMI (OH)-2	*c	4	1	2	2	0	0	1	0	0	0	0	0	0	0	0	9	0	0	.500
Feb 18	MIAMI (OH)-1	*c	4	1	1	1	0	0	0	0	0	0	0	0	0	0	5	1	0	0	.417
Feb 18	MIAMI (OH)-2	*c	4	1	2	1	0	0	1	0	0	0	0	0	0	0	0	9	0	0	.438
Feb 23	SAINT MARY'S	*c/1b	4	0	2	0	1	0	0	0	0	0	0	0	0	0	0	11	0	0	.450
Feb 24	SAINT MARY'S	*c	4	0	1	0	0	0	0	0	0	0	0	0	0	0	7	0	0	0	.417
Feb 25	SAINT MARY'S	*c	4	1	3	1	0	1	0	0	0	0	0	0	0	0	0	9	3	0	.464
Feb 27	at Long Beach State	*c	4	0	2	0	0	0	0	0	0	0	0	0	0	0	1	9	0	0	.469
Feb 28	at Long Beach State	*c	3	1	2	0	0	0	0	0	0	0	0	0	0	0	4	4	1	0	.486
Mar 02	OKLAHOMA STATE	*c/1b	4	2	2	1	0	0	0	0	0	0	0	0	0	0	1	9	0	0	.487
Mar 03	OKLAHOMA STATE	*1b	4	1	1	0	0	0	0	0	0	0	0	0	0	0	0	6	1	0	.465
Mar 04	OKLAHOMA STATE	*1b/c	4	0	1	0	0	0	0	0	0	0	0	0	0	0	1	13	0	0	.447
Mar 06	at Pepperdine	*c	5	2	2	0	1	0	0	0	0	0	0	0	0	0	2	6	2	0	.442
Mar 06	UNC-WILMINGTON	*c	5	2	2	0	1	0	0	0	0	0	0	0	0	0	0	10	1	0	.438
Mar 10	UNC-WILMINGTON	*1b/c	4	0	1	0	1	0	0	0	0	0	0	0	0	0	0	14	1	1	.426
Mar 11	UNC-WILMINGTON	*1b	4	0	0	0	0	0	0	0	0	0	0	0	0	0	0	1	8	0	.400
Mar 13	ARIZONA	*c	5	0	1	0	0	0	0	0	0	0	0	0	0	0	1	8	0	1	.366
Mar 16	OREGON	*c	4	0	1	1	0	0	1	0	0	0	0	0	0	0	1	9	2	0	.378
Mar 17	OREGON	*c/1b	5	1	1	0	1	0	0	1	0	0	0	0	0	0	0	6	0	0	.367
Mar 18	OREGON	*c	5	1	3	0	0	0	0	0	0	0	0	0	0	0	4	1	0	0	.381
Mar 20	UNLV	*c	4	0	1	0	0	0	0	0	0	0	0	0	0	0	0	1	11	1	.375
Mar 23	at UCLA	*c	5	0	1	0	0	0	0	0	0	0	0	0	0	0	0	9	1	1	.366
Mar 24	at UCLA	*1b	4	0	1	0	1	0	0	0	0	0	0	0	0	0	0	7	1	0	.361
Mar 25	at UCLA	*c	4	1	1	0	1	0	1	0	0	0	0	0	0	0	0	8	1	0	.366
Mar 29	at Washington State	*c	5	1	2	0	0	0	0	0	0	0	0	0	0	0	1	9	0	0	.358
Mar 30	at Washington State	*c	3	0	1	1	0	0	1	0	0	0	0	0	0	0	0	9	0	1	.358
Mar 31	at Washington State	*c	5	0	0	0	0	0	0	0	0	0	0	0	0	0	1	6	1	0	.342
Apr 03	FULLERTON	*c	4	0	0	0	0	0	0	0	0	0	0	0	0	0	2	9	3	0	.331
Apr 04	FULLERTON	*c	4	0	1	0	0	0	0	0	0	0	0	0	0	0	1	0	7	1	.328
Apr 06	USC	*c	4	0	0	0	0	0	0	0	0	0	0	0	0	0	0	7	0	0	.317
Apr 07	USC	*c/1b	4	0	1	0	0	0	0	0	0	0	0	0	0	0	0	8	0	0	.315
Apr 08	USC	*c	5	0	1	0	0	0	0	0	0	0	0	0	0	0	1	7	4	0	.311
04-10-18	at UNLV	*c	4	1	3	1	2	0	0	0	0	0	0	0	0	0	0	5	0	0	.324
Totals		33gs	139	19	45	9	10	0	2	5	1	0	0	0	0	2	15	265	28	5	.324


On base pct. .347 • Slugging pct. .439



## Alec Marsh #8 RHP

Sophomore - 6'2 - 220  
Bats/Throws: R/R  
Milwaukee, Wisc.  
Ronald Reagan

Date	Opponent	GS	IP	H	R	ER	BB	SO	2B	3B	HR	WP	BK	HBP	IBB	Score	W-L	Sv	ERA	NP	
Feb 17	MIAMI (OH)-1		1.1	1	0	0	2	0	0	0	0	0	0	0	1	0	2-4	0	0.00	28	
Feb 27	at Long Beach State	*	4.2	2	0	0	1	4	1	0	0	0	0	0	1	0	1-0	1-0	0	0.00	54
Mar 04	OKLAHOMA STATE	*	3.0	3	0	0	0	2	0	0	0	0	0	0	0	0	2-3	1-0	0	0.00	39
Mar 09	UNC-WILMINGTON	*	3.1	1	0	0	0	4	0	0	0	0	0	0	0	0	9-4	2-0	0	0.00	39
Mar 13	ARIZONA	*	4.2	4	5	3	2	5	0	0	0	0	0	0	1	0	2-6	2-1	0	1.59	77
Mar 20	UNLV	*	5.0	2	3	3	4	4	0	0	1	0	0	0	0	3-10	2-1	0	2.45	79	
Mar 30	at Washington State	*	5.2	8	3	3	1	7	0	1	0	0	0	1	0	3-4	2-1	0	2.93	95	
Apr 06	USC	*	8.1	3	1	1	2	7	2	0	0	0	0	3	0	5-1	3-1	0	2.50	117	
Totals		5	36.0	24	12	10	12	33	3	1	1	0	0	7	0	27-32	3-1	0	2.50	-	



## Jeremy McQuin

#10  
INF

Junior - 6'1 - 182  
Bats/Throws: S/R  
Gilbert, Ariz.  
Perry

Date	Opponent	Pos	AB	R	H	RBI	2B	3B	HR	BB	SB	CS	HBP	SAC	SF	GDP	K	PO	A	E	Avg
Feb 17	MIAMI (OH)-1	*1b/2b	3	0	1	0	0	0	0	0	0	0	0	0	0	0	1	9	0	0	.000
Feb 17	MIAMI (OH)-2	*1b	3	1	0	0	0	0	0	0	0	0	0	0	0	0	2	7	0	0	.000
Feb 18	MIAMI (OH)-1	2b	2	0	1	1	0	0	0	0	0	0	0	0	0	0	2	1	0	0	.125
Feb 18	MIAMI (OH)-2	*2b	3	0	0	0	0	0	0	0	0	0	0	0	0	0	1	2	3	0	.001
Totals		3gs	11	1	1	2	0	0	0	0	0	0	0	0	0	1	4	20	4	0	.091

On base pct. .083 • Slugging pct. .091




## Chaz Montoya

#3  
LHP

Sophomore - 6'0 - 160  
Bats/Throws: L/L  
Glendale, Ariz.  
Centennial

Date	Opponent	GS	IP	H	R	ER	BB	SO	2B	3B	HR	WP	BK	HBP	IBB	Score	W-L	Sv	ERA	NP
Feb 18	MIAMI (OH)-2	12	1	1	0	0	2	0	0	0	0	0	0	1	0	6-16	0-0	0	0.00	31
Feb 24	SAINT MARY'S	02	0	0	0	0	0	0	0	0	0	0	0	0	0	5-6	0-0	0	0.00	3
Feb 25	SAINT MARY'S	11	1	0	0	0	2	0	0	0	0	0	0	0	0	2-1	0-0	1	0.00	19
Feb 27	at Long Beach State	10	2	0	0	0	2	1	0	0	0	0	0	0	0	1-0	0-0	2	0.00	23
Mar 04	OKLAHOMA STATE	32	2	1	1	2	5	0	0	0	0	0	0	0	0	2-3	0-1	2	1.08	55
Mar 06	at Pepperdine	10	0	0	0	0	1	0	0	0	1	0	1	0	1	10-7	0-1	3	0.96	17
Mar 09	UNC-WILMINGTON	11	1	0	0	1	2	0	0	0	0	0	0	0	0	0-4	0-1	4	0.84	21
Mar 11	UNC-WILMINGTON	12	1	0	0	0	3	0	0	0	0	0	0	0	0	1-3	0-1	4	0.73	26
Mar 16	OREGON	10	0	0	0	1	1	0	0	0	0	0	1	0	1	0-74	0-1	5	0.88	21
Mar 20	UNLV	02	1	1	1	1	1	0	1	0	0	0	0	0	0	3-10	0-1	5	1.29	17
Mar 23	at UCLA	21	3	1	1	2	2	1	0	0	1	0	0	0	0	4-5	0-2	5	1.65	49
Mar 25	at UCLA	10	1	0	0	0	0	1	0	0	0	0	0	0	0	4-0	0-2	5	1.56	11
Mar 29	at Washington State	00	1	1	1	0	0	0	1	0	0	0	0	0	0	7-8	0-3	5	2.08	4
Apr 03	FULLERTON	11	2	4	2	1	1	0	0	0	0	0	0	0	0	6-7	0-4	5	2.89	26
Apr 04	FULLERTON	02	1	1	1	1	0	0	0	0	0	0	0	0	1	1-2	0-5	5	3.26	11
Apr 08	USC	00	3	3	0	0	1	0	0	0	0	0	0	0	0	4-8	0-5	5	4.86	11
Totals		0	191	20	13	10	9	22	4	1	1	2	0	3	1	74-84	0-5	5	4.66	-



## Scott Mehan

#28  
OF

Freshman - 5'10 - 180  
Bats/Throws: R/R  
Scottsdale, Ariz.  
Cactus Shadows

Date	Opponent	Pos	AB	R	H	RBI	2B	3B	HR	BB	SB	CS	HBP	SAC	SF	GDP	K	PO	A	E	Avg
Feb 17	MIAMI (OH)-2	*of	3	1	1	0	0	0	0	1	0	0	0	0	0	0	0	2	0	0	.333
Feb 18	MIAMI (OH)-1	dfr	1	2	0	0	0	0	0	3	0	0	0	0	0	0	0	0	0	0	.250
Feb 18	MIAMI (OH)-2	ph	1	0	0	0	0	0	0	0	0	0	0	0	0	0	1	0	0	0	.200
Feb 24	SAINT MARY'S	ph	1	0	0	0	0	0	0	0	0	0	0	0	0	0	1	0	0	0	.167
Feb 25	SAINT MARY'S	*of	3	0	0	0	0	0	0	0	0	0	0	0	0	0	1	1	0	0	.111
Feb 27	at Long Beach State	*of	3	0	1	1	0	0	0	0	0	0	0	0	0	0	2	1	0	0	.167
Feb 28	at Long Beach State	ph/2b	1	0	0	0	0	0	0	0	0	0	0	0	0	0	1	0	0	0	.154
Mar 03	OKLAHOMA STATE	ph/of	1	0	0	0	0	0	0	0	0	0	0	0	0	0	0	0	0	0	.143
Mar 04	OKLAHOMA STATE	ph/of	0	0	0	0	0	0	1	0	0	0	0	0	0	0	0	0	0	0	.143
Mar 10	UNC-WILMINGTON	ph	1	0	0	0	0	0	0	0	0	0	0	0	0	0	0	0	0	0	.133
Mar 13	ARIZONA	of	0	0	0	0	0	0	0	0	0	0	0	0	0	0	0	0	0	0	.133
Mar 17	OREGON	ph/2b	1	0	0	0	0	0	0	0	0	0	0	0	0	0	0	0	0	1	.125
Mar 18	OREGON	*of	2	0	0	0	0	0	0	0	0	0	0	0	0	0	0	0	0	0	.111
Mar 24	at UCLA	ph	1	0	0	0	0	0	0	0	0	0	0	0	0	0	0	0	0	0	.105
Mar 31	at Washington State	pr/of	0	0	0	0	0	0	0	0	0	0	0	0	0	0	0	0	0	0	.105
Apr 07	USC	ph	1	0	0	0	0	0	0	0	0	0	0	0	0	0	0	0	0	0	.100
04-10-18	at UNLV	ph	1	0	0	0	0	0	0	0	0	0	0	0	0	0	1	0	0	0	.095
Totals		5gs	21	3	2	1	0	0	0	5	0	0	0	0	0	0	7	4	0	1	.086

On base pct. .269 • Slugging pct. .095




## Dellan Raish

#41  
LHP

Freshman - 6'2 - 180  
Bats/Throws: L/L  
Cave Creek, Ariz.  
Cactus Shadows

Date	Opponent	GS	IP	H	R	ER	BB	SO	2B	3B	HR	WP	BK	HBP	IBB	Score	W-L	Sv	ERA	NP
Feb 23	SAINT MARY'S	30	1	0	0	2	2	0	0	0	0	0	1	0	0	1-6	0-0	0	0.00	41
Feb 28	at Long Beach State	10	0	0	0	0	1	0	0	0	0	0	0	0	0	4-16	0-0	0	0.00	11
Mar 02	OKLAHOMA STATE	20	1	0	0	0	5	1	0	0	0	0	0	0	0	9-1	0-0	0	0.00	26
Mar 04	OKLAHOMA STATE	01	3	2	2	1	0	0	0	0	0	0	0	0	0	2-3	0-0	0	2.84	20
Mar 06	at Pepperdine	11	0	0	0	1	0	0	0	0	0	0	0	0	0	10-7	0-0	0	2.35	20
Mar 11	UNC-WILMINGTON	12	0	0	0	1	3	0	0	0	0	0	0	0	0	1-3	0-0	0	1.93	30
Mar 13	ARIZONA	20	3	1	1	2	1	0	0	0	1	0	0	0	1	2-6	0-0	0	2.38	35
Mar 16	OREGON	12	0	0	0	0	1	0	0	0	0	0	0	0	0	7-4	1-0	0	2.08	23
Mar 20	UNLV	02	2	3	3	1	1	1	0	0	0	0	0	0	0	3-10	1-1	0	3.95	14
Mar 28	at Washington State	40	0	0	0	0	7	0	0	0	0	0	0	0	0	7-8	1-1	0	3.08	49
Apr 03	FULLERTON	20	2	0	0	1	3	0	0	0	0	0	0	0	0	6-7	1-1	0	2.75	29
Apr 08	USC	10	3	2	2	0	1	0	0	0	0	0	0	0	0	4-8	1-1	0	3.48	23
04-10-18	at UNLV	12	1	0	0	1	2	0	0	0	0	0	0	0	0	6-14	1-1	0	3.22	25
Totals		0	221	16	8	8	9	28	2	0	0	1	0	1	1	62-93	1-1	0	3.22	-



## Sam Romero #26 RHP

Junior - 6'2 - 180  
Bats/Throws: R/R  
Phoenix, Ariz.  
Carl Hayden


Date	Opponent	GS	IP	H	R	ER	BB	SO	2B	3B	HR	WP	BK	HBP	IBB	Score	W-L	Sv	ERA	NP
Feb 17	MIAMI (OH)-2		3.0	2	0	0	2	3	0	0	0	1	0	0	0	7-3	0-0	1	0.00	51
Feb 24	SAINT MARY'S		2.1	3	2	2	0	1	0	0	1	2	0	1	0	5-6	0-0	1	3.38	33
Feb 27	at Long Beach State		1.0	0	0	0	0	0	0	0	0	0	0	0	0	1-0	0-0	1	2.84	8
Mar 02	OKLAHOMA STATE	*	6.0	5	1	1	2	7	2	1	0	1	0	0	0	9-1	1-0	1	2.19	89
Mar 09	UNC-WILMINGTON	*	4.1	8	4	4	0	5	0	0	2	1	0	1	0	9-4	1-0	1	3.78	92
Mar 16	OREGON	*	6.1	7	4	3	0	7	1	0	0	0	0	2	0	7-4	1-0	1	3.91	88
Mar 23	at UCLA	*	1.1	3	4	3	4	2	0	0	0	2	0	0	0	4-5	1-0	1	4.81	64
Mar 29	at Washington State	*	1.1	6	6	6	0	2	2	0	1	0	0	0	0	7-8	1-0	1	6.66	36
Apr 03	FULLERTON	*	5.0	4	2	1	1	5	1	0	0	0	0	0	0	6-7	1-0	1	5.87	79
Apr 08	USC	*	4.1	5	3	2	2	5	1	1	0	0	0	0	0	4-8	1-1	1	5.65	73
Totals		7	35.0	43	28	22	11	37	7	2	4	7	0	4	0	58-46	1-1	1	5.66	-



## Fitz Stadler #22 RHP

Junior - 6'9 - 240  
Bats/Throws: R/R  
Glenview, Ill.  
Glenbrook South

Date	Opponent	GS	IP	H	R	ER	BB	SO	2B	3B	HR	WP	BK	HBP	IBB	Score	W-L	Sv	ERA	NP
Feb 18	MIAMI (OH)-2		2.0	1	0	0	1	2	0	0	0	0	0	0	0	8-16	0-0	0	0.00	28
Feb 23	SAINT MARY'S	*	3.2	3	2	1	1	4	0	0	0	0	0	0	1	1-6	0-0	0	1.59	63
Feb 28	at Long Beach State	*	4.0	2	2	2	1	3	0	0	0	1	0	0	0	4-16	0-0	0	2.79	54
Mar 06	at Pepperdine	*	3.0	4	5	5	3	2	1	0	0	0	0	0	0	10-7	0-0	0	5.68	72
Mar 13	ARIZONA		0.1	0	0	0	2	0	0	0	0	0	0	0	0	2-6	0-0	0	5.54	21
Mar 20	UNLV		1.2	0	0	0	1	4	0	0	0	0	0	0	0	3-10	0-0	0	4.91	31
Mar 23	at UCLA		0.0	1	0	0	0	0	0	0	0	0	0	0	0	4-5	0-0	0	4.91	2
Mar 29	at Washington State		3.2	3	1	0	4	0	0	0	0	0	0	0	1	7-8	0-0	0	3.93	61
Apr 04	FULLERTON		1.0	1	0	0	0	1	1	0	0	0	0	0	1	1-2	0-0	0	3.72	16
Apr 08	USC		1.0	2	0	0	1	1	0	0	0	0	0	0	0	4-8	0-0	0	3.54	25
04-10-18	at UNLV		1.0	5	3	3	1	0	2	0	0	0	0	0	0	6-14	0-0	0	4.64	30
Totals		2	21.1	22	13	11	15	17	4	0	0	1	0	4	0	50-98	0-0	0	4.64	-



## Grant Schneider #29 RHP

Senior - 6'3 - 205  
Bats/Throws: R/R  
Austin, Tex.  
Lake Travis

Date	Opponent	GS	IP	H	R	ER	BB	SO	2B	3B	HR	WP	BK	HBP	IBB	Score	W-L	Sv	ERA	NP
Feb 17	MIAMI (OH)-1		2.2	1	1	1	1	3	1	0	0	0	0	1	0	2-4	0-0	0	3.38	31
Feb 18	MIAMI (OH)-2		1.0	4	4	4	0	1	1	0	0	0	0	1	0	8-16	0-0	0	12.27	30
Feb 28	at Long Beach State		0.0	4	6	6	1	0	1	1	0	0	0	1	0	4-16	0-0	0	27.00	12
Mar 04	OKLAHOMA STATE		1.1	2	0	0	1	0	0	0	0	0	0	0	0	2-3	0-0	0	19.80	25
Mar 10	UNC-WILMINGTON		0.1	0	0	0	0	0	0	0	0	0	0	0	0	0-9	0-0	0	18.56	5
Mar 17	OREGON		1.0	1	0	0	1	2	0	0	0	0	0	0	0	18-4	0-0	0	15.63	16
Mar 20	UNLV		0.2	1	1	1	1	1	1	0	0	2	0	1	0	3-10	0-0	0	15.43	19
Mar 24	at UCLA		1.2	2	1	1	1	0	0	0	0	0	0	0	1	1-12	0-0	0	13.50	18
04-10-18	at UNLV		0.0	1	1	1	1	0	1	0	0	0	0	0	0	6-14	0-0	0	14.54	8
Totals		0	8.2	16	14	14	7	8	5	1	0	2	0	5	0	44-88	0-0	0	14.54	-




## Zane Strand #25 RHP

RS Freshman - 6'5 - 220  
Bats/Throws: R/R  
Cedar Rapids, Iowa  
Jefferson

Date	Opponent	GS	IP	H	R	ER	BB	SO	2B	3B	HR	WP	BK	HBP	IBB	Score	W-L	Sv	ERA	NP
Mar 13	ARIZONA		1.0	0	0	0	0	1	0	0	0	0	0	1	0	2-6	0-0	0	0.00	13
Mar 18	OREGON		0.1	0	0	0	0	0	0	0	0	0	0	0	0	6-1	0-0	0	0.00	9
Mar 30	at Washington State		0.1	1	0	0	0	0	0	0	0	0	0	1	0	3-4	0-0	0	0.00	7
Totals		0	1.2	1	0	0	0	1	0	0	0	0	0	2	0	11-11	0-0	0	0.00	-





## Drew Swift

#6  
INF

Freshman - 6'0 - 150  
Bats/Throws: R/R  
Chandler, Ariz.  
Hamilton

Date	Opponent	Pos	AB	R	H	RBI	2B	3B	HR	BB	SB	CS	HBP	SAC	SF	GDP	K	PO	A	E	Avg
Feb 17	MIAMI (OH)-1	*ss	3	0	2	0	0	0	0	0	0	0	0	0	0	0	1	0	2	0	.667
Feb 17	MIAMI (OH)-2	*ss	3	0	1	1	0	0	0	1	0	0	0	0	0	0	1	0	2	0	.500
Feb 18	MIAMI (OH)-1	*ss	1	3	1	0	0	0	0	1	0	0	2	0	0	0	0	0	3	0	.571
Feb 18	MIAMI (OH)-2	*ss	2	2	2	0	0	0	0	3	0	0	0	0	0	0	0	2	3	2	.887
Feb 23	SAINT MARY'S	*ss	3	0	0	0	0	0	1	0	0	0	0	0	0	0	2	0	3	0	.500
Feb 24	SAINT MARY'S	*ss	5	0	1	1	0	0	0	0	0	0	0	0	0	0	2	1	2	0	.412
Feb 25	SAINT MARY'S	*ss	4	0	0	0	0	0	0	0	0	0	0	0	0	0	2	0	5	0	.333
Feb 27	at Long Beach State	*ss	3	0	0	0	0	0	0	0	0	0	0	0	0	0	2	1	3	0	.292
Feb 28	at Long Beach State	*ss	2	0	0	0	0	0	1	0	0	0	0	0	0	0	1	0	4	0	.289
Mar 02	OKLAHOMA STATE	*ss	5	2	2	2	0	0	0	1	0	0	0	0	0	0	2	0	1	0	.290
Mar 03	OKLAHOMA STATE	*ss	3	1	2	2	0	0	0	2	1	0	0	0	0	0	0	4	6	0	.324
Mar 04	OKLAHOMA STATE	*ss	4	1	0	0	0	0	0	0	0	0	1	0	0	0	4	3	0	.289	
Mar 06	at Pepperdine	*ss	4	0	1	1	0	0	0	1	0	0	0	0	0	0	1	0	0	0	.285
Mar 09	UNC-WILMINGTON	*ss	3	0	0	0	0	0	0	1	0	0	0	0	0	0	1	0	5	0	.267
Mar 10	UNC-WILMINGTON	*ss	3	0	0	0	0	0	0	0	0	0	0	0	0	0	1	0	2	0	.250
Mar 11	UNC-WILMINGTON	*ss	3	0	2	1	0	0	0	0	0	0	0	0	0	0	0	0	2	1	.275
Mar 13	ARIZONA	*ss	3	0	1	0	0	0	0	0	0	0	0	0	0	0	0	1	2	0	.278
Mar 16	OREGON	*ss	3	1	0	1	0	0	0	1	0	0	0	0	0	0	0	1	3	0	.263
Mar 17	OREGON	*ss	3	2	0	1	0	0	0	1	0	0	0	0	0	0	1	5	0	.250	
Mar 18	OREGON	*ss	3	0	0	1	0	0	0	0	0	0	0	0	0	0	1	4	1	.238	
Mar 20	UNLV	*ss	3	1	1	0	0	0	0	1	0	0	0	0	0	0	1	2	1	.242	
Mar 23	at UCLA	*ss	1	0	0	0	0	0	0	2	0	1	1	0	0	0	0	0	0	.239	
Mar 24	at UCLA	*ss	3	0	0	0	0	0	0	0	0	0	0	0	0	0	2	2	0	.223	
Mar 25	at UCLA	*ss	2	0	0	1	0	0	0	1	0	0	0	0	0	0	1	0	3	0	.222
Mar 29	at Washington State	*ss	5	0	0	0	0	0	0	0	0	0	0	0	0	0	2	2	5	0	.208
Mar 30	at Washington State	*ss	4	0	0	0	0	0	0	0	0	0	0	0	0	0	1	0	4	0	.213
Mar 31	at Washington State	*ss	4	1	3	0	0	0	0	0	0	0	0	0	0	0	0	2	1	0	.238
Apr 03	FULLERTON	*ss	3	0	1	2	0	0	0	0	0	0	0	0	0	0	2	0	4	2	.241
Apr 04	FULLERTON	*ss	3	0	0	0	0	0	0	0	0	0	0	0	0	0	1	2	1	.233	
Apr 06	USC	*ss	2	1	0	0	0	0	0	0	0	0	0	0	0	0	1	1	1	.237	
Apr 07	USC	*ss	2	0	0	0	0	0	0	1	0	0	0	0	0	0	2	2	6	1	.223
Apr 08	USC	*ss	1	0	0	0	0	0	0	1	0	0	0	0	0	0	1	2	5	0	.221
04-10-18	at UNLV	*ss	2	1	1	0	0	0	0	1	0	0	0	0	0	0	2	2	0	.227	
Totals		33gs	97	16	22	13	0	0	0	18	3	3	4	5	2	1	31	32	99	7	.227

On base pct. .384 • Slugging pct. .227




## Boyd Vander Kooi

#19  
RHP

Freshman - 6'5 - 210  
Bats/Throws: R/R  
Mesa, Ariz.  
Skyline

Date	Opponent	GS	IP	H	R	ER	BB	SO	2B	3B	HR	WP	BK	HBP	IBB	Score	W-L	Sv	ERA	NP
Feb 18	MIAMI (OH)-1	*	7.0	5	1	0	2	5	1	0	0	0	0	0	0	11-1	1-0	0	.000	.83
Feb 25	SAINT MARY'S	*	7.2	4	1	1	3	9	1	0	0	1	0	2	0	2-1	2-0	0	.051	.106
Mar 11	UNC-WILMINGTON	*	5.2	8	3	2	2	7	0	1	1	1	0	2	0	1-3	2-1	0	.133	.87
Mar 17	OREGON	*	5.0	1	0	0	3	4	0	0	0	0	0	0	0	18-4	3-1	0	.107	.66
Mar 24	at UCLA		2.1	8	7	7	1	0	2	0	1	2	0	0	0	1-12	3-2	0	.325	.61
Totals		5	27.2	26	12	10	11	25	4	1	2	4	0	4	0	33-21	3-2	0	.325	-



## Spencer Torkelson

#20  
INF/OF

Freshman - 6'1 - 205  
Bats/Throws: R/R  
Petaluma, Calif.  
Casa Grande

Date	Opponent	Pos	AB	R	H	RBI	2B	3B	HR	BB	SB	CS	HBP	SAC	SF	GDP	K	PO	A	E	Avg
Feb 17	MIAMI (OH)-1	*dh	4	0	0	0	0	0	0	0	0	0	0	0	0	0	1	0	0	0	.000
Feb 17	MIAMI (OH)-2	*dh	4	2	3	2	0	0	2	0	0	0	0	0	0	0	0	0	0	0	.375
Feb 18	MIAMI (OH)-1	*1b	3	2	2	1	0	0	1	1	0	0	0	0	0	0	0	9	1	0	.455
Feb 18	MIAMI (OH)-2	*1b	5	0	2	2	2	0	0	0	0	0	0	0	0	0	1	8	0	0	.438
Feb 23	SAINT MARY'S	*1b/of	4	0	0	0	0	0	0	0	0	0	0	0	0	0	1	2	5	0	.350
Feb 24	SAINT MARY'S	*1b	4	1	1	1	0	0	1	0	0	0	0	0	0	0	2	9	0	0	.333
Feb 25	SAINT MARY'S	*1b	4	0	0	0	0	0	0	0	0	0	0	0	0	0	2	7	0	0	.286
Feb 27	at Long Beach State	*1b	2	0	0	0	0	0	0	2	0	0	0	0	0	0	1	9	2	0	.297
Feb 28	at Long Beach State	*1b/of	4	2	3	3	0	2	0	0	0	1	0	0	0	0	0	1	7	0	.324
Mar 02	OKLAHOMA STATE	*1b/of	3	1	2	1	0	0	0	1	0	0	0	0	0	0	1	7	0	0	.324
Mar 03	OKLAHOMA STATE	*of	3	2	2	1	1	0	0	0	0	0	0	0	0	0	1	0	1	0	.350
Mar 04	OKLAHOMA STATE	*of/1b	4	1	2	1	1	0	1	1	0	0	0	0	0	0	2	1	0	0	.364
Mar 06	at Pepperdine	*1b	5	2	2	2	0	0	1	0	0	0	0	0	0	0	1	10	0	0	.367
Mar 09	UNC-WILMINGTON	*1b	4	0	1	0	0	0	0	1	0	0	0	0	0	0	0	2	8	0	.358
Mar 10	UNC-WILMINGTON	*of/1b	3	0	0	0	0	0	1	0	0	0	0	0	0	0	1	2	0	1	.339
Mar 11	UNC-WILMINGTON	*of	4	0	0	0	0	0	0	0	0	0	0	0	0	0	0	1	0	0	.317
Mar 13	ARIZONA	*1b	4	1	1	1	0	0	1	1	0	0	0	0	0	0	0	9	2	0	.312
Mar 16	OREGON	*1b	4	1	1	1	1	0	0	1	0	0	0	0	0	0	1	5	0	0	.309
Mar 17	OREGON	*1b/of	6	2	3	0	0	0	0	1	0	0	0	0	0	0	0	5	4	0	.311
Mar 18	OREGON	*1b	3	1	0	0	0	0	1	0	0	0	0	0	0	0	1	14	0	0	.299
Mar 20	UNLV	*1b	4	0	1	2	0	0	0	0	1	0	0	0	0	0	1	10	2	0	.296
Mar 23	at UCLA	*1b	4	1	1	2	0	0	1	0	0	0	0	0	0	0	1	0	7	0	.294
Mar 24	at UCLA	*1b	2	0	0	0	0	0	2	0	0	0	0	0	0	0	0	0	1	0	.287
Mar 25	at UCLA	*1b	4	1	2	0	2	0	0	0	0	0	0	0	0	0	0	6	0	0	.297
Mar 29	at Washington State	*1b	4	2	1	2	0	0	1	1	0	0	0	0	0	0	1	9	1	0	.295
Mar 30	at Washington State	*1b	4	1	1	1	0	0	1	1	0	0	0	0	0	0	2	10	1	0	.293
Mar 31	at Washington State	*1b	4	1	0	0	0	0	0	1	0	0	0	0	0	0	0	0	7	1	.292
Apr 03	FULLERTON	*1b	2	1	1	1	0	0	1	2	1	0	0	0	0	0	0	12	0	2	.286
Apr 04	FULLERTON	*1b	4	0	1	0	0	0	0	0	0	0	0	0	0	0	2	10	1	0	.284
Apr 06	USC	*1b	3	0	2	1	0	0	0	0	0	0	0	0	0	0	6	2	0	0	.295
Apr 07	USC	*1b/of	4	0	1	1	0	0	0	0	0	0	0	0	0	0	0	0	4	0	.293
Apr 08	USC	*1b	5	1	3	1	0	0	1	0	0	0	0	0	0	0	0	12	0	0	.306
04-10-18	at UNLV	*1b	3	2	1	1	0	0	1	1	0	0	0	0	0	0	1	1	0	0	.306
Totals		33gs	124	28	38	32	8	0	16	19	2	0	3	0	4	3	28	216	14	4	.306

On base pct. .400 • Slugging pct. .758




## Spencer Van Scoyoc

#44  
LHP

Sophomore - 6'4 - 200  
Bats/Throws: L/L  
Cedar Rapids, Iowa  
Jefferson

Date	Opponent	GS	IP	H	R	ER	BB	SO	2B	3B	HR	WP	BK	HBP	IBB	Score	W-L	Sv	ERA	NP	
Feb 17	MIAMI (OH)-1	*	5.0	4	3	1	6	2	2	0	0	0	0	0	0	2-4	0-1	0	1.80	78	
Feb 23	SAINT MARY'S		2.1	2	4	3	4	2	2	0	0	2	0	1	0	1-6	0-2	0	4.91	63	
Feb 28	at Long Beach State		0.0	0	1	1	1	0	0	0	0	0	0	0	0	1-6	0-2	0	6.14	4	
Mar 10	UNC-WILMINGTON		1.0	1	2	2	1	1	0	0	0	1	0	0	0	0-9	0-2	0	8.22	11	
Mar 17	OREGON		1.1	3	4	3	2	2	0	0	0	0	0	0	0	0-8	0-2	0	10.00	42	
Apr 07	at UNLV		3.0	0	0	0	2	0	0	0	0	0	0	0	0	1-0	0-2	0	7.50	38	
04-10-18	at UNLV		1.0	1	0	0	1	0	0	0	0	1	0	0	0	0-14	0-2	0	8.92	20	
Totals			2	13	0	13	14	10	16	9	4	1	0	4	1	0	3-6	0-2	0	8.92	20



# Alik Williams

#5  
INF

Freshman - 6'2 - 165


Bats/Throws: R/R

San Diego, Calif.

Rancho Bernardo

Date	Opponent	Pos	AB	R	H	RBI	2B	3B	HR	BB	SB	CS	HBP	SAC	SF	GDP	K	PO	A	E	Avg
Feb 17	MIAMI (OH)-1	*2b	2	0	0	0	0	0	0	1	0	1	0	0	0	0	1	3	1	1	.000
Feb 17	MIAMI (OH)-2	*2b	3	0	0	0	0	0	0	1	0	1	0	0	0	0	0	2	1	0	.000
Feb 18	MIAMI (OH)-1	*2b	2	0	0	0	0	0	0	0	0	0	0	0	0	0	0	1	0	0	.000
Feb 18	MIAMI (OH)-2	*2b	0	0	0	0	0	0	0	0	0	0	0	0	0	0	0	0	1	0	.000
Feb 23	SAINT MARY'S	*2b	2	0	0	0	0	0	0	0	0	0	0	0	1	0	0	2	0	0	.000
Feb 24	SAINT MARY'S	*2b	3	1	1	1	0	0	0	0	0	0	0	0	0	0	0	1	3	0	.083
Feb 25	SAINT MARY'S	*2b	2	0	0	0	0	0	0	0	0	0	0	1	0	0	1	4	2	0	.071
Feb 27	at Long Beach State	*2b	3	0	1	0	0	0	0	0	0	0	0	0	0	0	1	1	3	0	.118
Feb 28	at Long Beach State	*2b	2	1	1	0	0	0	0	0	0	0	0	0	0	0	0	1	0	0	.158
Mar 02	OKLAHOMA STATE	*2b	3	0	3	0	0	0	0	1	0	1	0	0	0	0	0	1	3	0	.273
Mar 03	OKLAHOMA STATE	*2b	2	2	1	1	1	0	0	1	0	0	0	1	0	0	1	2	3	0	.292
Mar 04	OKLAHOMA STATE	*2b	4	0	0	0	0	0	0	0	0	0	0	0	1	0	4	3	0	0	.250
Mar 06	at Pepperdine	*2b	5	1	1	0	0	0	0	0	0	0	0	0	0	0	1	1	3	1	.242
Mar 09	UNC-WILMINGTON	*2b	4	0	0	0	0	0	0	1	0	0	0	0	0	2	0	3	3	1	.218
Mar 10	UNC-WILMINGTON	*2b	2	0	0	0	0	0	0	1	0	0	0	0	0	0	3	6	0	0	.205
Mar 11	UNC-WILMINGTON	*2b	4	0	2	0	0	0	0	0	0	0	0	0	0	0	0	2	0	0	.233
Mar 13	ARIZONA	*2b/ss	4	0	2	1	0	0	0	0	0	0	0	0	0	0	0	0	1	1	.255
Mar 16	OREGON	*2b	3	0	1	0	0	0	0	0	0	0	0	0	0	0	1	2	2	0	.260
Mar 17	OREGON	*2b/ss	5	2	1	1	0	0	0	0	0	0	0	0	0	1	0	3	2	0	.255
Mar 18	OREGON	*2b	3	1	2	1	0	0	0	0	1	0	0	0	0	0	0	1	3	0	.276
Mar 20	UNLV	*2b	4	0	1	0	1	0	0	0	0	0	0	0	0	0	1	0	4	0	.274
Mar 23	at UCLA	*2b	3	0	2	1	0	0	0	0	0	0	0	0	0	0	0	3	3	1	.282
Mar 24	at UCLA	*2b	4	0	0	0	0	0	0	0	0	0	0	0	0	0	0	1	4	0	.275
Mar 25	at UCLA	*2b	4	0	1	2	0	0	0	0	0	0	0	0	0	0	0	2	1	0	.274
Mar 29	at Washington State	*2b/3b	5	1	2	2	1	0	0	0	0	0	0	0	0	1	0	3	5	0	.282
Mar 30	at Washington State	*2b	4	0	1	0	0	0	0	0	0	0	0	0	0	0	2	4	5	0	.280
Mar 31	at Washington State	*2b	3	1	1	1	0	0	0	1	0	0	1	0	0	0	0	1	2	0	.282
Apr 03	FULLERTON	*2b	3	1	1	0	0	0	0	1	0	0	0	0	0	0	0	2	2	0	.284
Apr 04	FULLERTON	*2b	2	0	1	0	0	0	0	1	0	0	0	0	0	0	0	1	3	0	.287
Apr 06	USC	*2b	4	1	1	0	0	0	0	0	1	0	0	0	0	0	0	2	2	0	.285
Apr 07	USC	*2b	3	0	1	0	1	0	0	0	0	0	0	0	0	0	1	2	2	0	.296
Apr 08	USC	*2b	4	0	0	1	0	0	0	0	0	0	0	0	0	0	0	1	2	0	.284
04-10-18	at UNLV	*2b/ss	4	0	0	0	0	0	0	0	0	0	0	0	0	0	1	1	0	0	.274
Totals		32gs	108	12	29	12	4	0	0	8	3	3	1	3	0	6	11	61	81	6	.274

On base pct. .330 • Slugging pct. .311



# Gage Workman

#14  
INF

Freshman - 6'4 - 175

Bats/Throws: S/R

Queen Creek, Ariz.

Basha

Date	Opponent	Pos	AB	R	H	RBI	2B	3B	HR	BB	SB	CS	HBP	SAC	SF	GDP	K	PO	A	E	Avg
Feb 17	MIAMI (OH)-2	*ph1b	1	0	0	0	0	0	0	0	0	0	0	0	0	0	1	1	0	0	.000
Feb 18	MIAMI (OH)-2	*dh	5	2	2	0	1	1	0	0	0	0	0	0	0	0	0	0	0	0	.333
Feb 23	SAINT MARY'S	*dh	3	1	1	0	0	0	0	0	0	0	0	0	0	0	0	0	0	0	.333
Feb 24	SAINT MARY'S	*dh/3b	4	0	1	0	0	0	0	0	0	0	0	0	0	0	2	0	1	0	.308
Feb 25	SAINT MARY'S	*3b	3	1	1	0	0	0	0	0	0	0	0	0	0	0	0	0	0	0	.312
Feb 27	at Long Beach State	*3b	4	0	0	0	0	0	0	0	0	0	0	0	0	0	2	1	2	0	.250
Feb 28	at Long Beach State	*3b	5	0	0	0	0	0	0	0	0	0	0	0	0	0	3	1	1	0	.200
Mar 02	OKLAHOMA STATE	*dh	4	2	2	2	0	2	0	0	1	0	0	0	0	0	0	0	0	0	.241
Mar 03	OKLAHOMA STATE	*dh	4	2	3	3	1	0	0	0	0	0	0	0	0	0	1	0	0	0	.303
Mar 04	OKLAHOMA STATE	*3b	5	0	1	1	0	0	0	0	0	0	0	0	0	0	1	0	4	0	.289
Mar 06	at Pepperdine	*dh	4	0	0	0	0	0	0	0	0	0	0	1	0	0	2	0	0	0	.262
Mar 09	UNC-WILMINGTON	*dh	4	2	2	0	1	0	0	1	0	0	0	0	0	0	0	1	0	0	.283
Mar 11	UNC-WILMINGTON	*3b	4	0	0	0	0	0	0	0	0	0	0	0	0	0	1	2	1	0	.260
Mar 13	ARIZONA	*3b	4	0	1	0	0	0	0	0	0	0	0	0	0	0	0	0	3	1	.259
Mar 16	OREGON	*3b	2	1	0	0	0	0	0	1	0	0	1	0	0	0	1	2	1	0	.250
Mar 17	OREGON	*3b	5	1	3	2	0	0	0	0	0	0	0	0	0	0	0	1	2	0	.279
Mar 18	OREGON	*3b	4	1	2	1	2	0	0	0	0	0	0	0	0	0	1	1	2	1	.292
Mar 20	UNLV	*3b	4	0	1	0	0	0	0	0	0	0	0	0	0	0	1	1	2	0	.290
Mar 23	at UCLA	*3b	2	0	0	0	0	0	0	0	0	0	0	0	0	0	1	1	0	1	.282
Mar 25	at UCLA	*3b	4	1	2	1	1	1	0	0	0	0	0	0	0	0	1	1	1	0	.293
Mar 29	at Washington State	*3b	4	0	1	1	0	0	0	0	0	0	0	0	0	0	2	0	1	0	.291
Mar 30	at Washington State	*3b	4	0	2	0	0	0	0	0	0	0	0	0	0	0	1	0	1	0	.301
Mar 31	at Washington State	*3b	4	0	0	1	0	0	0	0	0	0	0	0	0	1	0	4	1	1	.287
Apr 03	FULLERTON	*3b	4	0	1	1	0	0	0	0	0	0	0	0	0	0	1	0	3	0	.288
Apr 04	FULLERTON	*3b	2	0	0	0	0	0	0	0	0	0	0	0	0	0	2	0	1	1	.280
Apr 06	USC	*3b	2	1	1	0	0	0	0	1	0	0	0	0	0	0	1	1	0	0	.284
Apr 07	USC	*3b	2	1	1	0	0	0	0	1	0	0	0	0	0	0	0	2	2	0	.289
Apr 08	USC	*3b	3	1	2	1	0	0	1	1	0	0	0	0	0	0	0	0	3	0	.300
04-10-18	at UNLV	*3b	3	1	1	0	0	0	0	1	0	0	0	0	0	0	0	1	0	0	.301
Totals		28gs	103	18	31	14	6	4	1	6	2	1	2	0	1	0	31	15	35	6	.301

On base pct. .348 • Slugging pct. .466