



SUN DEVIL

SOFTBALL



2024 SCHEDULE & RESULTS

All times local to Arizona (MST)

Feb 8	Wisconsin	Canceled
Feb 9	#20 Northwestern	L 2-0
Feb 9	St. Thomas (MN)	W 9-4
Feb 10	Boise State	L 6-4
Feb 10	Maine	W (5) 9-1
Feb 15	BYU	W 10-6
Feb 16	#21 Virginia Tech	L (5) 9-0
Feb 16	Illinois State	W (5) 8-0
Feb 17	Memphis	W (5) 13-5
Feb 17	Cal State Fullerton	L 4-3
Feb 21	UTEP (DH)	W 13-12
Feb 21	UTEP (DH)	W 3-0
Feb 22	Texas State	L 12-2
Feb 23	Seton Hall	W 4-2
Feb 23	Ohio State	W (10) 12-10
Feb 24	Utah Valley	W 9-4
Feb 24	Idaho State	W (8) 5-1
Feb 25	New Mexico State	L 10-8
Mar 1	UC San Diego	W (5) 15-0
Mar 1	James Madison	W 5-2
Mar 2	North Florida	W 6-5
Mar 2	Omaha	L 3-1
Mar 8	at #5 Washington*	L 5-2
Mar 9	at #5 Washington*	L 4-0
Mar 10	at #5 Washington*	W 9-3
Mar 12	Grand Canyon	6:00 pm
Mar 15	Oregon State*	6:00 pm
Mar 16	Oregon State*	5:00 pm
Mar 17	Oregon State*	12:00 pm
Mar 22	at Oregon*	PAC12 NETWORK 5:00 pm
Mar 23	at Oregon*	PAC12 NETWORK 2:00 pm
Mar 24	at Oregon*	PAC12 NETWORK 12:00 pm
Mar 27	at San Diego (DH)	12:00 pm
Mar 27	at San Diego (DH)	Game 2
Apr 5	at Stanford*	PAC12 NETWORK 7:00 pm
Apr 6	at Stanford*	PAC12 NETWORK 5:00 pm
Apr 7	at Stanford*	PAC12 NETWORK 1:00 pm
Apr 12	Utah*	6:00 pm
Apr 13	Utah*	5:00 pm
Apr 14	Utah*	12:00 pm
Apr 16	at Grand Canyon	6:00 pm
Apr 19	at Arizona*	PAC12 NETWORK 5:00 pm
Apr 20	at Arizona*	PAC12 NETWORK 4:00 pm
Apr 21	at Arizona*	PAC12 NETWORK 2:00 pm
Apr 26	California*	6:00 pm
Apr 27	California*	5:00 pm
Apr 28	California*	12:00 pm
May 3	UCLA*	6:00 pm
May 4	UCLA*	5:00 pm
May 5	UCLA*	12:00 pm

ARIZONA STATE SUN DEVILS (15-9, 1-2 Pac-12) vs GRAND CANYON LOPES (20-5, 0-0 WAC)

March 12 | Tempe, Arizona | Farrington Stadium



ARIZONA STATE SUN DEVILS

NFCA: NR | USA Softball: NR | D1 Softball: NR | Softball America: NR

AVG: .327 | OPS: .939 | Runs/Game: 6.25 | Hits/Game: 8.67

ERA: 3.89 | WHIP: 1.56 | SO/7IP: 6.04 | SO/BB: 2.71

Head Coach: Megan Bartlett | Record: 178-143 (.555) | at ASU: 37-35 (.514)

VS



GRAND CANYON LOPES

NFCA: NR | USA Softball: NR | D1 Softball: NR | Softball America: NR

AVG: .337 | OPS: .896 | Runs/Game: 6.48 | Hits/Game: 8.76

ERA: 2.25 | WHIP: 1.08 | SO/7IP: 5.22 | SO/BB: 2.80

Head Coach: Shanon Hays | Record: 574-214-5 (.727) | at GCU: 106-34 (.757)

TUESDAY /// 6 PM

STREAM: ASU Live Stream

APP: Pac-12 Now

STATS: asu.statbroadcast.com



74°




6:34

PROJECTED STARTERS

Based on most starts last 10 games

Pos	#	NAME	OPS	HR	RBI
lf	21	Yannixa Acuña	.906	1	10
rf	44	Tanya Windle	.926	0	12
cf	38	Kelsey Hall	1.121	2	10
ss	5	Alesia Denby	1.151	6	19
3b	13	Kayla Lissy	1.214	1	12
1b	33	Shannon Cunningham	.945	4	15
c	18	Sara Kinch	.803	3	14
dp	17	Jordyn VanHook	.881	1	8
2b	3	Libby Walsh	.644	1	13



Pos	#	NAME	ERA	WHIP	K/7
rhp	11	Mac Osborne	3.46	1.38	6.42
rhp	14	Deborah Jones	4.79	1.66	6.45
rhp	8	Marissa Schuld	4.46	1.46	4.46

LEADING OFF

- ASU returns to Farrington Stadium to play four games this week, starting with a Tuesday meeting with Grand Canyon.
- The Sun Devils are coming off their first road series of the season where they went 1-2 at No. 5 Washington to begin Pac-12 play.
- The team continues to lead the Pac-12 with 78 extra-base hits behind their conference-best 44 doubles and 11 triples.

1972, 1973 AIAW CHAMPIONS • 2008, 2011 NCAA NATIONAL CHAMPIONS
32 NCAA POSTSEASON APPEARANCES • 12 NCAA WCWS APPEARANCES



2024 ARIZONA STATE ROSTER

#	FULL NAME	POS.	B/T	HT.	YR.	HOMETOWN / HIGH SCHOOL / PREVIOUS SCHOOL
00	Maddie Pomykalski	UTL	R/R	5-9	Fr.	Frankfort, Ill. / Lincoln Way East / Texas
2	Jada Lewis	OF	L/R	5-5	Fr.	Vallejo, Calif. / Centennial
3	Libby Walsh	INF	R/R	5-8	Fr.	Plainville, Mass. / King Philip Regional
4	Ayden Allen	INF	R/R	5-10	So.	Prosper, Texas / Prosper / Houston
5	Alesia Denby	INF	R/R	5-5	Gr.	Murrieta, Calif. / Vista Murrieta / Fresno State
8	Marissa Schuld	RHP/UTL	R/R	5-3	Gr.	Scottsdale, Ariz. / Pinnacle / Arizona
10	Kenzie Brown	RHP	L/R	5-11	Jr.	Lake City, Ill. / Arthur-Lovington-Atwood-Hammond / Tulsa
11	Mac Osborne	RHP	R/R	5-9	Sr.	Richlands, Va. / Richlands / Virginia Tech
13	Kayla Lissy	INF	L/R	5-5	Sr.	Valrico, Fla. / Durant / Ball State
14	Deborah Jones	RHP	R/R	6-0	Sr.	Unionville, Ind. / Bloomington North / Ball State
17	Jordyn VanHook	INF	R/R	5-10	Gr.	Woodland Hills, Calif. / El Camino Real Charter
18	Sara Kinch	C	R/R	5-10	Sr.	Temecula, Calif. / Great Oak HS / Minnesota
21	Yannixa Acuña	OF	L/R	5-4	So.	Tucson, Ariz. / Salpointe Catholic
25	Audrey LeClair	UTL	L/R	5-8	Gr.	Phoenix, Ariz. / Phoenix Country Day / Michigan
27	Meika Lauppe	RHP	R/R	5-10	Fr.	Pleasant Grove, Calif. / East Nicolaus
31	Kylee Magee	RHP	R/R	5-9	So.	Anaheim, Calif. / Canyon
32	Samantha Swan	C/UTL	R/R	5-3	Fr.	Georgetown, Texas / Georgetown
33	Shannon Cunningham	UTL	R/R	5-9	So.	Tustin, Calif. / Foothill
38	Kelsey Hall	OF	R/R	5-7	Gr.	Sacramento, Calif. / Bella Vista / Boise State
41	Makenzie Macfarlane	C/INF	R/R	5-7	Gr.	Rocklin, Calif. / Whitney / Utah State
44	Tanya Windle	OF	L/R	5-6	So.	Peoria, Ariz. / Cactus / Utah Tech

COACHING STAFF

Head Coach: Megan Bartlett (Second Season at ASU / Seventh Season Overall)

Assistant Coach: Jimmy Kolaitis

Assistant Coach: Jeremy Manley

Assistant Coach: Hailey Decker

SUPPORT STAFF

Softball Operations: Giorgie Loomis

Athletic Trainer: Tanner Spoden

Strength and Conditioning Coach: Peter Alosi

Graduate Assistant: Mary Iakopo

Graduate Assistant: Yanni Acuña

Student Manager: Nick Sanchez

ROSTER BREAKDOWN

BY HOME STATE

CALIFORNIA (9)

Shannon Cunningham, Alesia Denby, Kelsey Hall, Sara Kinch, Meika Lauppe, Jada Lewis, Makenzie Macfarlane, Kylee Magee, Jordyn VanHook

ARIZONA (4)

Yannixa Acuña, Audrey LeClair, Marissa Schuld, Tanya Windle

ILLINOIS (2)

Kenzie Brown, Maddie Pomykalski

TEXAS (2)

Ayden Allen, Samantha Swan

FLORIDA (1)

Kayla Lissy

INDIANA (1)

Deborah Jones

MASSACHUSETTS (1)

Libby Walsh

VIRGINIA (1)

Mac Osborne

BY CLASS

GRADUATES (6)

Alesia Denby, Kelsey Hall, Audrey LeClair, Makenzie Macfarlane, Marissa Schuld, Jordyn VanHook

SENIORS (4)

Deborah Jones, Sara Kinch, Kayla Lissy, Mac Osborne

JUNIORS (1)

Kenzie Brown

SOPHOMORES (5)

Yannixa Acuña, Ayden Allen, Shannon Cunningham, Kylee Magee, Tanya Windle

FRESHMEN (5)

Meika Lauppe, Jada Lewis, Maddie Pomykalski, Samantha Swan, Libby Walsh

RETURNER/NEWCOMER

RETURNERS (10)

Yannixa Acuña, Kenzie Brown, Shannon Cunningham, Deborah Jones, Sara Kinch, Kayla Lissy, Kylee Magee, Mac Osborne, Marissa Schuld, Jordyn VanHook

TRANSFERS (6)

Ayden Allen, Alesia Denby, Kelsey Hall, Audrey LeClair, Makenzie Macfarlane, Tanya Windle

FRESHMEN (5)

Meika Lauppe, Jada Lewis, Maddie Pomykalski, Samantha Swan, Libby Walsh

PRONUNCIATION GUIDE

2	Alesia (uh-lee-see-uh) Denby
21	Yannixa (Yaya (yaw-yaw)) Acuña (ah-coon-ya)
30	Meika (me-kuh) Lauppe (loop-ee)
31	Kylee (kigh-lee) Magee (muh-gee)
55	Maddie Pomykalski (palm-uh-cow-ski)
AC	Jimmy Kolaitis (coal-eye-tis)
GA	Mary Iakopo (eye-uh-ko-po)
GA	Yannira (Yanni (yawn-ee)) Acuña (ah-coon-ya)

SUN DEVIL MEDIA RELATIONS

Softball Contact	Josh Fisher
Cell	801-703-5025
Email	josh.fisher@asu.edu
Twitter	@joshfisheraz
Website	TheSunDevils.com



SUN DEVIL NOTES

Softball Welcomes GCU for Rare Midweek Tilt

Tuesday's game is one of two meetings with the Lopes this season

TEMPE – Sun Devil softball is back at Farrington Stadium this week for four games, starting with a Tuesday evening matchup with Grand Canyon. First pitch is scheduled for 6 p.m.

The game will be available on the ASU Live Stream and the Pac-12 Now app.

ABOUT THE SUN DEVILS

Arizona State enters the midweek contest at 15-9 on the season after going 1-2 last weekend at No. 5 Washington to begin Pac-12 action. The Sun Devils have a 14-7 record at home and they have won four games via run rule and posted three shutouts. The team is coming off a 3-1 performance last weekend at the ASU Invitational.

ASU will enter Tuesday third in the Pac-12 with a .327 batting average and second in the conference with a .538 slugging percentage. They also lead the conference with 78 extra-base hits and 51 stolen bases.

In the circle, ASU pitchers bring a 3.89 ERA and 1.56 WHIP into the week. The Sun Devils are fifth in the

league with 6.04 strikeouts per seven innings with the opposition batting .289.

EARLY OFFENSE

ASU has used the early innings of games to get the offense going this season. Through the season's first month, the team has scored 88 runs in the first three innings of play. That accounts for 59 percent of the total runs scored.

The third inning is the most prolific for the team, with 37 runs scored. That total is nearly 25 percent of the team's total runs and the Sun Devils have outscored the opposition 37-11 in the inning.

TAKE TWO (OR THREE)

Doubles have been aplenty for the Sun Devils this season. ASU has recorded 44 doubles this season, the most in the Pac-12 and 11th-most in the NCAA. They have at least one double in 20 of the 24 games played with multiple doubles in a game 10 times.

ASU has also tallied 11 triples during the year to lead the conference. Tulsa. The Sun Devils have recorded multiple triples in a same game three times.

SERIES HISTORY

GRAND CANYON

Overall	1-1
Home	1-1
Away	0-0
Neutral Site	0-0
Streak	Lost 1
Last 10	1-1
First Meeting	2021
Last Meeting	2023

SERIES HISTORY

4/6/2021	H	(5 inn.) W 21 - 0
4/18/2023	H	L 2 - 3

ASU WHEN

BY SCHEDULE

February	11-6
March	4-3
April	
May	
Sunday	1-1
Monday	
Tuesday	
Wednesday	2-0
Thursday	1-1
Friday	6-3
Saturday	5-4
Game 1 of Day/DH	7-5
Game 2 of Day/DH	7-2

BY GAME

Day games	8-6
Night games (6 pm)	7-3
Extra innings	2-0
Shutouts	3-3
vs. Ranked Opponent	1-3
... vs. Top-10 Opponent	1-2

BY UNIFORM (Jersey/Pants)

Black/Black	4-5
Maroon/Maroon	4-3
White & Maroon/Maroon	2-0
White & Maroon/White	3-0
White & Maroon/Yellow	2-0
Devils Cream/Cream	0-1

BY OPPOSING PITCHER

vs. Left starter	5-2
vs. Right starter	10-7
Starter earns decision	13-6
Reliever earns decision	2-3
Starter 4+ IP	7-6
Starter less than 4 IP	8-3

BY ASU PITCHER

Starter earns decision	9-6
Reliever earns decision	6-3
Starter 4+ IP	8-5
Starter less than 4 IP	7-4

BY SCORING / MARGIN

Scores first	6-3
Opp. scores first	9-6
1-Run games	2-1
2-Run games	2-4
5+Run games	7-2
Scoring 0-2 runs	0-6
... 3-5 runs	4-2
... 6-9 runs	6-1
... 10+ runs	5-0
Opponent 0-2 runs	7-1
... 3-5 runs	5-4
... 6-9 runs	1-2
... 10+ runs	2-2

BY STATS

Recording 0-3 hits	0-1
Recording 4-6 hits	3-3
Recording 7-9 hits	3-3
Recording 10+ hits	9-2
Allowing 0-3 hits	3-0
Allowing 4-6 hits	4-2
Allowing 7-9 hits	4-4
Allowing 10+ hits	4-3
Out-hit opponent	13-1
Out-hit by opponent	1-7
Hits are tied	1-1
Hit 0 home runs	3-6
... 1 home run	6-2
... 2+ home runs	6-1
Opponent 0 home runs	8-4
... 1 home run	5-2
... 2+ HRs	2-3
Made 0 errors	3-3
... 1 error	9-3
... 2+ errors	3-3
Opp. made 0 errors	2-5
... 1 error	7-3
... 2+ errors	6-1

LEADING AFTER

Inning	1	2	3	4	5	6
W-L	6-3	9-3	11-2	12-2	9-2	9-1

TRAILING AFTER

Inning	1	2	3	4	5	6
W-L	2-3	4-4	2-4	2-6	1-6	1-6

TIED AFTER

Inning	1	2	3	4	5	6
W-L	7-3	2-2	2-3	1-1	1-0	1-1





SEASON SCHEDULE / RESULTS *All times local to Arizona (MST)*

DATE	OPPONENT	W/L	SCORE / TIME	INN	ASU R-H-E	OPP R-H-E	ASU PITCHER(S) OF RECORD	TIME	ATT	OVR REC	P12 REC	PL	GB
Feb 8	Wisconsin						Canceled						
Feb 9	#20 Northwestern	L	2-0	7	0-4-0	2-7-0	L: Magee (0-1)	2:15	938	0-1	--	--	--
Feb 9	St. Thomas (MN)	W	9-4	7	9-10-2	4-8-2	W: Osborne (1-0) / S: Schuld (1)	2:32	863	1-1	--	--	--
Feb 10	Boise State	L	6-4	7	4-7-2	6-9-0	L: Schuld (0-1)	2:30	1021	1-2	--	--	--
Feb 10	Maine	W	9-1	5	9-6-1	1-2-2	W: Osborne (2-0)	1:25	786	2-2	--	--	--
Feb 15	BYU	W	10-6	7	10-9-1	6-8-1	W: Osborne (3-0)	2:19	1040	3-2	--	--	--
Feb 16	#21 Virginia Tech	L	9-0	5	0-2-0	9-11-0	L: Jones (0-1)	1:37	839	3-3	--	--	--
Feb 16	Illinois State	W	8-0	5	8-10-1	0-1-2	W: Magee (1-0)	1:21	755	4-3	--	--	--
Feb 17	Memphis	W	13-5	5	13-12-2	5-10-0	W: Lauppe (1-0)	1:44	880	5-3	--	--	--
Feb 17	Cal State Fullerton	L	4-3	7	3-6-2	4-9-2	L: Schuld (0-2)	2:47	762	5-4	--	--	--
Feb 21	UTEP (DH)	W	13-12	7	13-13-2	12-15-3	W: Jones (1-1)	2:33	-	6-4	--	--	--
Feb 21	UTEP (DH)	W	3-0	7	3-6-1	0-4-1	W: Schuld (1-2)	1:58	1055	7-4	--	--	--
Feb 22	Texas State	L	12-2	7	2-10-3	12-17-2	L: Osborne (3-1)	2:16	888	7-5	--	--	--
Feb 23	Seton Hall	W	4-2	7	4-7-0	2-6-1	W: Osborne (4-1) / S: Jones (1)	1:58	821	8-5	--	--	--
Feb 23	Ohio State	W	12-10	(10)	12-13-1	10-10-1	W: Osborne (5-1)	3:11	813	9-5	--	--	--
Feb 24	Utah Valley	W	9-4	7	9-13-1	4-7-1	W: Lauppe (2-0)	2:12	813	10-5	--	--	--
Feb 24	Idaho State	W	5-1	(8)	5-7-1	1-6-1	W: Osborne (6-1)	2:10	810	11-5	--	--	--
Mar 25	New Mexico State	L	10-8	7	8-12-1	10-11-1	L: Osborne (6-2)	2:15	777	11-6	--	--	--
Mar 1	UC San Diego	W	15-0	5	15-15-0	0-3-2	W: Osborne (7-2)	1:36	807	12-6	--	--	--
Mar 1	James Madison	W	5-2	7	5-6-1	2-4-2	W: Jones (2-1) / S: Magee (1)	1:59	779	13-6	--	--	--
Mar 2	North Florida	W	6-5	7	6-10-0	5-10-1	W: Jones (3-1) / S: Magee (2)	2:10	867	14-6	--	--	--
Mar 2	Omaha	L	3-1	7	1-6-1	3-6-0	L: Osborne (7-3)	1:56	830	14-7	--	--	--
Mar 8	at #5 Washington*	L	5-2	7	2-7-0	5-9-0	L: Jones (3-2)	2:15	1211	14-8	0-1	t8th	1.0
Mar 9	at #5 Washington*	L	4-0	7	0-4-1	5-6-1	L: Jones (3-3)	2:03	1629	14-9	0-2	t8th	2.0
Mar 10	at #5 Washington*	W	9-3	7	9-12-1	3-9-0	W: Schuld (2-2)	3:03	1560	15-9	1-2	t5th	2.0
Mar 12	Grand Canyon		6:00 PM										
Mar 15	Oregon State*		6:00 PM										
Mar 16	Oregon State*		5:00 PM										
Mar 17	Oregon State*		12:00 PM										
Mar 22	at Oregon*		5:00 PM										
Mar 23	at Oregon*		2:00 PM										
Mar 24	at Oregon*		12:00 PM										
Mar 27	at San Diego (DH)		12:00 PM										
Mar 27	at San Diego (DH)		Game 2										
Apr 5	at Stanford*		7:00 PM										
Apr 6	at Stanford*		5:00 PM										
Apr 7	at Stanford*		1:00 PM										
Apr 12	Utah*		6:00 PM										
Apr 13	Utah*		5:00 PM										
Apr 14	Utah*		12:00 PM										
Apr 16	at Grand Canyon		6:00 PM										
Apr 19	at Arizona*		5:00 PM										
Apr 20	at Arizona*		4:00 PM										
Apr 21	at Arizona*		2:00 PM										
Apr 26	California*		6:00 PM										
Apr 27	California*		5:00 PM										
Apr 28	California*		12:00 PM										
May 3	UCLA*		6:00 PM										
May 4	UCLA*		5:00 PM										
May 5	UCLA*		12:00 PM										



OFFENSIVE BREAKDOWN

BY MONTH	AVG	OPS	R	H	2B	3B	HR	BB	SO	SB	LOB
February	.331	.962	112	148	32	9	16	55	89	40	105
March	.316	.885	38	60	12	2	7	15	47	11	41
April											
May											
BY LOCATION	AVG	OPS	R	H	2B	3B	HR	BB	SO	SB	LOB
Home	.335	.973	139	185	38	11	22	62	112	45	123
Away	.271	.716	11	23	6	0	1	8	24	6	23
Neutral											
BY OPPONENT	AVG	OPS	R	H	2B	3B	HR	BB	SO	SB	LOB
Arizona											
ASU Invitational	.352	1.023	27	37	6	2	6	7	23	5	18
California											
Grand Canyon											
Kajikawa Classic	.273	.879	22	27	11	2	3	15	27	9	24
Littlewood Classic	.348	.992	34	40	8	0	5	16	25	11	25
Oregon											
Oregon State											
San Diego											
Stanford											
Sun Devil Classic	.337	.964	40	62	10	6	7	15	32	13	44
UCLA											
Utah											
UTEP	.388	1.043	16	19	3	1	1	9	5	7	12
Washington	.271	.716	11	23	6	0	1	8	24	6	23

BATTING SIUTATIONAL STASTICS

vs. LEFT HAND PITCHING	H	AB	AVG	WITH RISP	H	AB	AVG	WITH 3RD & LT 2 OUT	RBI	OPS	PCT		
Sun Devils	53	151	.351	Sun Devils	77	241	.320	Sun Devils	34	53	.642		
Opponents	--	--	--	Opponents	67	213	.315	Opponents	23	47	.489		
vs. RIGHT HAND PITCHING	H	AB	AVG	WITH BASES LOADED	H	AB	AVG	ADVANCING RUNNERS	ADV	OPS	PCT		
Sun Devils	155	486	.319	Sun Devils	8	19	.421	Sun Devils	181	376	.481		
Opponents	188	650	.289	Opponents	4	20	.200	Opponents	172	370	.465		
WITH BASES EMPTY	H	AB	AVG	WITH 2 OUTS	H	AB	AVG						
Sun Devils	96	295	.325	Sun Devils	63	209	.301						
Opponents	88	317	.278	Opponents	66	225	.293						
WITH RUNNERS ON BASE	H	AB	AVG	AS LEADOFF	RCH	OPS	PCT	2OUT	ADV	RCH	RCH		
Sun Devils	112	342	.327	Sun Devils	54	146	.370	RBI <th>OUT</th> <th>LOB</th> <th>ERR</th> <th>FC</th>	OUT	LOB	ERR	FC	
Opponents	100	333	.300	Opponents	57	156	.365	Sun Devils	40	52	146	12	17
								Opponents	37	52	157	17	17

SCORING BY INNING

	1	2	3	4	5	6	7	EX	TOT
Sun Devils	32	19	37	23	14	11	4	10	150
Opponents	22	20	11	14	13	9	17	4	110

MARGIN OF VICTORY

	1	2	3	4	5	6	7	8+
Sun Devils	2	2	2	2	2	1		4
Opponents	1	4	1	1				2



SUN DEVILS AT THE PLATE

DETAILED HITTING

PLAYER	MULTI-HIT GAMES					GW RBI	MULTI-RBI GAMES					2-O RBI	PINCH HITTING			HITTING STREAK			SEASON HIGH	
	2	3	4	5+	TOT		2	3	4	5+	TOT		H	AB	AVG	CAR	SEA	ACT	HITS	RBIs
Acuña	2	4			6	1	2	1			3	5	0	2	.000	6	6	1	3	3
Allen	1				1						0		2	5	.400	2	2		2	1
Cunningham	2	1			3	2	2	1	1		4	3	0	3	.000	8	8		3	4
Denby	6				6	2	5	1	1		7	8	0	0	---	8	5		2	4
Hall	7	2			9		1	1			2	1	0	0	---	10	5	1	3	3
Kinch					0	1	3		1		4	5	2	4	.500	7	2	1	1	4
LeClair	3				3	1					0	2	2	7	.286	11	3		2	1
Lewis					0						0		1	1	1.000	1	1		1	1
Lissy	7	1			8		1	1			2	3	0	0	---	13	13	13	3	3
Macfarlane	1				1		1				1	3	1	6	.167	5	2		1	2
Schuld					0						0		1	4	.250	9	1		1	1
Swan	1				1	1		1			1	2	3	5	.600	5	5		2	3
VanHook	4	1			5	1		2			2	4	0	2	.000	13	3	1	3	3
Walsh	4				4	2	2		1		3	3	0	1	.000	2	2	1	2	4
Windle	5	3			8	1	1	1	1		3	1	0	1	.000	16	4	1	3	4
TOTALS	43	12	0	0	55	12	18	9	5	0	32	40	12	41	.293					



SUN DEVILS IN THE CIRCLE

	W-L	ERA	IP	H	R	ER	BB	SO	BAA	WHIP
Starters	9-6	4.77	94.0	124	74	64	44	84	.310	1.79
Relievers	6-3	2.65	66.0	64	36	25	18	54	.256	1.24
BY MONTH	W-L	ERA	IP	H	R	ER	BB	SO	BAA	WHIP
February	11-6	4.20	115.0	141	88	69	39	99	.294	1.57
March	4-3	3.11	45.0	47	22	20	23	39	.269	1.56
April										
May										
BY LOCATION	W-L	ERA	IP	H	R	ER	BB	SO	BAA	WHIP
Home	14-7	3.82	141.0	164	98	77	50	123	.285	1.52
Away	1-2	4.42	19.0	24	12	12	12	15	.324	1.89
Neutral										
BY OPPONENT	W-L	ERA	IP	H	R	ER	BB	SO	BAA	WHIP
Arizona										
ASU Invitational	3-1	2.15	26.0	23	10	8	11	24	.237	1.31
California										
Grand Canyon										
Kajikawa Classic	2-2	2.96	26.0	26	13	11	13	35	.257	1.50
Littlewood Classic	3-2	5.55	29.0	39	24	23	10	19	.310	1.69
Oregon										
Oregon State										
San Diego										
Stanford										
Sun Devil Classic	4-2	3.96	46.0	57	39	26	12	38	.302	1.50
UCLA										
Utah										
UTEP	2-0	4.50	14.0	19	12	9	4	7	.302	1.64
Washington	1-2	4.42	19.0	24	12	12	12	15	.324	1.89

STRIKEOUTS & WALKS

PITCHER	K	K%	KL	KL%	K/7	SEASON HIGH	CAREER HIGH	BB	BB%	K/BB
Jones	35	19.55%	12	34.29%	6.45	6	12	15	8.38%	2.33
Lauppe	7	10.14%	0	0.00%	3.77	3	3	7	10.14%	1.00
Magee	20	28.17%	3	15.00%	9.55	11	11	11	15.49%	1.82
Osborne	52	20.55%	4	7.69%	6.42	10	10	18	7.11%	2.89
Schuld	24	14.04%	3	12.50%	4.46	5	10	11	6.43%	2.18
TEAM TOTALS	138	18.57%	22	15.94%	6.04			62	8.34%	2.23

K% = K/BF KL% = KL/K BB% = BB/BF

SCORELESS INNINGS

SCORELESS INNINGS PITCHED	Total
Mac Osborne	33
Marissa Schuld	30
Deborah Jones	27
Kylee Magee	10
Meika Lauppe	6
TOTAL	106

SCORELESS INNINGS STREAK	Active	Season	Career
Deborah Jones		8.1	12.0
Meika Lauppe	2.0	2.1	2.1
Kylee Magee	5.0	5.2	6.2
Mac Osborne	1.0	7.2	12.0
Marissa Schuld		7.0	16.2

PERFECT INNINGS PITCHED	Total
Mac Osborne	12
Marissa Schuld	10
Deborah Jones	8
Kylee Magee	1
Meika Lauppe	
TOTAL	31



TOP GAME CHANGING PLAYS OF SEASON

Win probability calculations courtesy D1Softball.com and 6-4-3 Charts

Date	Opponent	Score	Inn	Bases	Outs	Play	Before	After	Change	Final
Feb 16	BYU	0-2	B1	Loaded	2	Kinch grand slam	33.78	79.54	45.76	10-6
Feb 23	Ohio State	6-7	B8	2nd	1	Walsh RBI single	30.70	72.73	42.03	12-10
Feb 23	Ohio State	5-6	B7	1st & 3rd	2	Lissy RBI single	22.30	60.87	38.57	12-10
Feb 23	Ohio State	10-10	B10	1st	1	Kinch 2-run home run	66.20	100.00	33.80	12-10
Mar 2	North Florida	2-5	B3	1st & 2nd	2	VanHook 3-run home run	22.42	55.14	32.72	6-5
Feb 23	Ohio State	7-9	B9	2nd & 3rd	0	Hall 2-run single	46.40	74.59	28.19	12-10
Feb 21	UTEP-1	4-6	B3	2nd & 3rd	1	Lissy 2-run triple	43.35	71.24	27.89	13-12
Mar 1	James Madison	0-2	B4	1st	1	Lissy 2-run home run	28.86	55.79	26.93	5-2
Feb 21	UTEP-2	0-0	T3	Loaded	2	Schuld forces fly out	51.26	77.28	26.02	3-0
Mar 2	North Florida	5-5	B4	1st	2	LeClair RBI double	56.05	79.27	23.22	6-5
Mar 8	at Washington	0-0	T1	Empty	1	Hall solo home run	31.05	53.02	21.97	2-5
Feb 23	Seton Hall	0-1	B5	2nd	1	Lewis RBI double	46.52	68.26	21.74	4-2
Feb 10	Maine	0-0	B2	1st	1	Cunningham 2-run home run	63.26	84.79	21.53	9-1
Feb 23	Seton Hall	1-1	B5	2nd	2	Acuna RBI single	61.14	82.10	20.96	4-2
Mar 2	Omaha	0-2	B3	1st	2	Windle RBI triple	26.93	47.89	20.96	1-3
Mar 10	at Washington	1-1	T3	1st	0	Lissy RBI double	46.66	67.57	20.91	9-3
Feb 23	Ohio State	9-10	B10	3rd	1	Walsh RBI single	45.88	66.20	20.32	12-10
Feb 25	New Mexico State	2-2	B2	2nd	2	Acuna 2-run home run	62.26	82.31	20.05	8-10
Feb 25	New Mexico State	6-6	B5	2nd	2	LeClair RBI triple	60.28	80.22	19.94	8-10
Mar 10	at Washington	2-1	T3	1st & 2nd	1	Windle 2-run double	61.28	80.09	18.81	9-3
Feb 16	Illinois State	0-0	B1	1st	0	Denby single, advanced to third on error, Windle scores	73.75	92.45	18.70	8-0
Feb 25	New Mexico State	0-2	B1	1st	2	Denby RBI triple	31.10	49.72	18.62	8-10
Mar 1	James Madison	2-2	B4	2nd	2	Walsh RBI triple	58.74	77.16	18.42	5-2
Feb 9	St. Thomas	0-2	B1	2nd	0	Denby solo home run	50.66	68.86	18.20	9-4
Feb 23	Ohio State	4-6	B7	1st & 2nd	1	Windle single & advance on throw, LeClair advances to 3rd	20.82	37.95	17.13	12-10
Feb 21	UTEP-1	3-6	B3	1st & 2nd	1	Acuna reaches on FC, Hall scores on error	26.76	43.70	16.94	13-12
Feb 25	New Mexico State	1-2	B1	3rd	1	Lissy RBI triple	49.72	66.03	16.31	8-10
Feb 16	BYU	8-5	T6	Loaded	0	Osborne induces 6-4-3 double play	73.12	89.25	16.13	10-6
Feb 17	Memphis	2-3	B1	Loaded	1	Swan RBI single	63.31	79.04	15.73	13-5
Feb 9	St. Thomas	0-0	T1	2nd	0	Swan throws out base stealer	42.60	57.99	15.39	9-4
Feb 24	Idaho State	1-1	B8	Loaded	1	Cunningham grand slam	84.66	100.00	15.34	5-1
Feb 21	UTEP-1	0-2	B1	2nd	0	Denby 2-run home run	49.04	64.25	15.21	13-12
Mar 10	at Washington	0-1	T2	1st & 2nd	2	Walsh RBI single	24.87	39.93	15.06	9-3

LOWEST WIN PROBABILITY IN VICTORIES

Date	Opponent	Score	Inn	Bases	Outs	Low %	Date	Opponent	Score	Inn	Bases	Outs	Low %
Feb 9	St. Thomas	0-2	T1	2nd	2	31.63	Feb 23	Ohio State	0-6	T5	Empty	2	0.77
Feb 10	Maine	0-0	T1	1st	0	53.60	Feb 24	Utah Valley	0-0	T1	Empty	0	58.19
Feb 16	BYU	0-2	T1	1st	1	25.33	Feb 24	Idaho State	1-1	T8	2nd	0	44.47
Feb 16	Illinois State	0-0	T1	1st & 2nd	2	61.67	Mar 1	UC San Diego	0-0	B1	1st	2	62.05
Feb 17	Memphis	0-3	B1	Empty	1	24.44	Mar 1	James Madison	0-2	T3	2nd	0	17.09
Feb 21	UTEP-1	3-6	B2	Empty	0	15.01	Mar 2	North Florida	2-5	T3	2nd	0	12.00
Feb 21	UTEP-2	0-0	T3	1st & 2nd	1	45.97	Mar 10	at Washington	0-1	B1	1st	1	14.40
Feb 23	Seton Hall	0-1	B4	2nd	2	34.01							





QUICK FACTS

UNIVERSITY

Location	Tempe, Ariz. 85287-2505
Founded	1885
Enrollment	140,759
Nickname	Sun Devils
Colors	Maroon & Gold
Affiliation	NCAA
Division I Conference	Pac-12
President	Dr. Michael Crow
Interim Athletics Director	Jim Rund
Faculty Representative	Dr. Jeffrey Wilson
Athletic Dept. Phone	480-965-4382

COACHING STAFF

Head Coach	Megan Bartlett
Alma Mater	Notre Dame, 2005
Assistant Coach	Jimmy Kolaitis
Assistant Coach	Jeremy Manley
Assistant Coach	Hailey Decker
Softball Operations	Giorgie Loomis
Graduate Assistant	Mary Iakopo
Graduate Assistant	Yannira Acuña
Strength & Conditioning Coach	Peter Alosi
Athletic Trainer	Tanner Spoden
Student Manager	Nick Sanchez

TEAM INFORMATION

2023 Record	22-26
Pac-12 Record / Finish	6-18 / t-8th
Letterwinners Returning / Lost	10 / 12
Position Starters Returning / Lost	2 / 7
Pitchers Returning / Lost	5 / 0
Newcomers	11

PROGRAM HISTORY

Program Seasons / NCAA	56th / 43rd
Overall Record	1874-932-2 (.668)
NCAA Record	1614-853-2 (.654)
Conference Record	506-479-2 (.514)
Pac-12 Record	386-420-1 (.479)
Conference Championships	6
	1977, 1978, 1980, 2008, 2011, 2022
NCAA/AIAW Tournament Appearances	43
NCAA WCWS Appearances	12
National Championships	4
	1972, 1973, 2008, 2011
All-America Selections	44
All-Conference Selections	58



ALBERTA B. FARRINGTON SOFTBALL STADIUM

Arizona State University unveiled the Alberta B. Farrington Softball Stadium in 2000 as the home of the Sun Devil softball team.

Farrington Stadium features chair-back bleachers and individual seats with a capacity for 1,535 fans. In addition, a grass berm is located just beyond the first baseline.

The stadium has several amenities, making it one of the premier softball stadiums in the Pac-12. Sunken dugouts are lighted for night games and have recessed, individual bat slots and locker room access. In addition, there are coaches' offices, a training room, a built-in concession stand, a team shop, restrooms, and locker rooms for the home team, visiting team, and officials.

Upgrades were started this offseason to provide the team with modern amenities and updates to the locker room, team room, training room, and coaches' offices. It also added a new spectator viewing deck along the third baseline and the project will be completed later this spring.

STADIUM FACTS

Opened (Capacity)	2000 (1,535)
Dimensions	L-202 C-210 R-202
All-Time Stadium Record	669-192 (.777)
All-Time Attendance (Average)	789,806 (.967)

2024 LARGEST CROWDS

1.	1,055	UTEP (DH)	Feb. 21
2.	1,040	BYU	Feb. 15
3.	1,021	Boise State	Feb. 10
4.	938	Northwestern	Feb. 9
5.	888	Texas State	Feb. 22
6.	880	Memphis	Feb. 17
7.	867	North Florida	Mar. 2
8.	863	St. Thomas	Feb. 9
9.	839	Virginia Tech	Feb. 16
10.	830	Omaha	Mar. 2

RANKINGS










		P12	NCAA
Total Att.	17,144	2nd	11th
Average Att.	857	3rd	20th
% to Capacity	55.84	2nd	31st

TOP 15 LARGEST CROWDS (Since 2010)

1.	2,264	Arizona	Mar. 30, 2014
2.	2,259	Arizona	Mar. 18, 2016
3.	2,243	Arizona	Mar. 28, 2014
4.	2,239	Arizona	Mar. 29, 2014
5.	2,226	Southern Miss	Apr. 26, 2014
6.	2,212	Arizona	Mar. 18, 2016
7.	2,203	Arizona	Mar. 23, 2012
8.	2,199	Arizona	Mar. 24, 2012
9.	2,188	UCLA	May 10, 2014
10.	2,176	Stanford	Mar. 22, 2014
11.	2,161	Oregon	May 11, 2013
12.	2,142	Oregon State	Mar. 19, 2013
13.	2,121	Arizona	Apr. 22, 2018
14.	2,106	UCLA	Apr. 16, 2011
15.	2,105	UCLA	Apr. 6, 2012



PAC-12 STANDINGS

THROUGH MARCH 10	CONFERENCE				OVERALL					
	W	L	T	PCT	W	L	T	PCT	L10	STREAK
 UCLA	3	0	0	1.000	14	6	0	.700	8-2	Won 6
 Washington	2	1	0	.667	18	3	0	.857	9-1	Lost 1
 Arizona	2	1	0	.667	19	5	1	.780	5-4-1	Won 2
 Oregon	2	1	0	.667	14	9	0	.609	7-3	Won 2
 California	1	2	0	.333	21	4	0	.840	7-3	Lost 2
 Arizona State	1	2	0	.333	15	9	0	.625	6-4	Won 1
 Oregon State	1	2	0	.333	12	12	0	.500	6-4	Lost 2
 Stanford	0	0	0	.000	18	4	0	.818	10-0	Won 13
 Utah	0	3	0	.000	14	9	0	.609	7-3	Lost 3



STATISTICAL RANKINGS

TEAM RANKINGS

Through March 10	NCAA	Pac-12	Stat
Batting Average	27	3	.327
Double Plays per Game	56	3	0.42
Doubles	11	1	44
Doubles per Game	19	1	1.83
Earned Run Average	164	9	3.89
Fielding Percentage	117	7	.964
Hit Batters	224	3	14
Home Runs per game	42	5	0.96
On Base Percentage	33	4	.401
Scoring	33	3	6.25
Shutouts	97	7	3
Slugging Percentage	18	2	.538
Stolen Bases per Game	19	2	2.12
Strikeout-to-Walk Ratio	72	6	2.23
Total Stolen Bases	11	1	51
Triple Plays			
Triples per Game	6	1	0.46
WL Percentage	85	6	.625
Walks	71	4	70

INDIVIDUAL RANKINGS

Through March 10	Player	NCAA	Pac-12	Stat
Batting Average	Kayla Lissy	121	5	.415
	Kelsey Hall	142	7	.409
Doubles	Kayla Lissy	37	3	8
	Alesia Denby	131	8	6
	Kelsey Hall	131	8	6
Doubles / Game	Kayla Lissy	100	4	0.33
Hits	Yannixa Acuna	114	10	27
	Kelsey Hall	114	10	27
	Kayla Lissy	114	10	27
Home Runs	Alesia Denby	59	5	6
	Shannon Cunningham	175	14	4
Home Runs / Game	Alesia Denby	106	9	0.25
Innings Pitched	Mackenzie Osborne	118	10	56.2
On Base Percentage	Kayla Lissy	94	4	.506
	Kelsey Hall	98	5	.500
Sacrifice Flies	Kelsey Hall	16	2	3
Saves	Kylee Magee	31	3	2
	Marissa Schuld	92	6	1
	Deborah Jones	92	6	1
Shutouts	Marissa Schuld	121	7	1
Slugging Percentage	Alesia Denby	98	4	.731
	Kayla Lissy	116	6	.708
	Kelsey Hall	250	17	.621
Stolen Bases	Yannixa Acuna	41	4	11
	Kayla Lissy	41	4	11
	Audrey LeClair	165	8	7
	Kelsey Hall	229	12	6
	Tanya Windle	229	12	6
Stolen Bases / Game	Yannixa Acuna	87	4	0.46
	Kayla Lissy	87	4	0.46
Strikeouts	Mackenzie Osborne	93	7	52
Total Bases	Alesia Denby	71	5	49
	Kayla Lissy	105	11	46
Triples	Kayla Lissy	3	1	4
Triples / Game	Kayla Lissy	11	1	0.17
Victories	Mackenzie Osborne	46	4	7

HONORS

KELSEY HALL

- D1 Softball Preseason Top 100 (#60)
- D1 Softball Preseason Ranking (#14 OF)
- Softball America Preseason Ranking (#22 OF)
- Softball America Preseason Top 100 (#88)

JORDYN VANHOOK

- D1 Softball Preseason Ranking (#11 1B)

LIBBY WALSH

- Softball America Freshman 50 Watchlist

TANYA WINDLE

- D1 Softball Preseason Ranking (#31 OF)





COACHING STAFF



MEGAN BARTLETT

THE BARTLETT FILE

Hometown	Terre Haute, Ind.
Education	University of Notre Dame, 2005
	MBA: Loyola University Chicago, 2007
	JD: Northern Illinois, 2012
Twitter	@coachcbartlett

COACHING CAREER

Loyola University Chicago, GA	2005-07
Northern Illinois, Assistant Coach	2007-12
DePaul, Volunteer Assistant	2013-14
Purdue, Assistant Coach	2014-15
Ball State, Head Coach	2016-20
Texas, Assistant Coach	2021-22
Arizona State, Head Coach	2023-

Megan Bartlett took over as head coach of the Arizona State softball program in the summer of 2022, becoming the eighth head coach in the program's history.

Bartlett guided the Sun Devils through a roster overhaul to finish 2023 with a 22-26 overall record. That included a series win over Women's College World Series participant Washington and an eight-game winning streak early in the season.

With Bartlett at the helm, ASU saw Yanni Acuña be named NFCA All-American, NFCA All-Region, All-Pac-12 Conference, CSC Academic All-American and CSC Academic All-District. Jordan VanHook was also named All-Region, and Kylee Magee was named to the Pac-2 All-Freshman Team.

Prior to taking the Sun Devils, Bartlett spent two seasons as an assistant coach at the University of Texas. That followed five seasons in Indiana as a head coach building the Ball State softball program.

As the head coach at Ball State for five seasons (2016-20), Bartlett led the program to a 141-108 overall record (.567) while registering three consecutive 30-win seasons from 2017-19. Over that stretch, she helped guide the Cardinals to the 2018 Mid-American Conference (MAC) West Division title with that season's 37 victories marking the fourth-most wins in a single season in program history.

Bartlett began her coaching career as a graduate assistant coach at Loyola University Chicago (2005-07), where she was part of the 2007 Horizon League Coaching Staff of the Year while helping her squad to the league's regular season title.

From there, she moved on to become an assistant coach at Northern Illinois (2007-12), working with infielders and outfielders while also serving as the recruiting coordinator, offensive coordinator and camp coordinator. During her stay at NIU, she guided Huskies hitters to multiple single-season records and helped tutor the squad to top 40

national rankings in 2011 in doubles (2nd - 1.81), batting average (24th - .312), scoring (33rd - 5.49) and slugging percentage (39th - .461).

After spending a single campaign at DePaul as a volunteer assistant coach for the 2014 Big East regular season and tournament champions (44-11), Bartlett moved on to become an assistant coach at Purdue (2014-15). During the 2015 season with the Boilermakers, she served as the team's defensive coordinator, helping the squad improve its team fielding percentage from 10th (.956) all the way to third in the Big 10 (.970).

She was a four-year letter winner at Notre Dame (2002-05) under her maiden name Megan Ciolli, helping power the Irish to four NCAA Regional appearances, four Big East regular season championships and two Big East Tournament titles. A two-time NFCA All-American (2004, 2005), she captained the 2005 squad to a 46-15 mark while helping secure the program's first-ever NCAA Regional home contests.

The 2004 Big East Player of the Year, Bartlett completed her playing career at Notre Dame as the program's leader in hits (284) and stolen bases (76) while finishing in the top five in batting average (second - .368) and runs scored (second - 161). She also finished ranked in the UND career top 10 in doubles (ninth - 37), triples (seventh - 9), HRs (ninth - 13) and RBIs (10th - 101).

Bartlett graduated from the University of Notre Dame with a bachelor's degree of business administration in managerial consulting in 2005. She completed her master's of business administration in healthcare administration at Loyola University Chicago in 2007 and went on to earn a juris doctor from Northern Illinois in 2012.

A licensed attorney in the state of Illinois, she is married to Mike Bartlett, a former professional hockey player, and they have two daughters, Vivian and Maren.

ASSISTANT COACHES



JIMMY KOLAITIS
Assistant Coach
Fourth Season



JEREMY MANLEY
Assistant Coach
(Pitching Changes)
Second Season



HAILEY DECKER
Assistant Coach
(1st Base Coach)
First Season

BARTLETT'S COACHING RECORD

Year	School	OVERALL				CONFERENCE			
		W	L	T	%	W	L	T	%
2016	Ball State	22	32	0	.407	8	16	0	.333
2017	Ball State	30	28	0	.517	14	10	0	.583
2018	Ball State	37	19	0	.661	16	7	0	.696
2019	Ball State	34	20	0	.630	9	8	0	.529
2020	Ball State	18	9	0	.667				
2023	Arizona State	22	26	0	.458	6	18	0	.250
2024	Arizona State	15	9	0	.625	1	2	0	.333
7 Season Career		178	143	0	.555	54	61	0	.470
2 Seasons @ Arizona State		37	35	0	.514	7	20	0	.259
5 Seasons @ Ball State		141	108	0	.566	47	41	0	.534


SUPPORT STAFF



GEORGIE LOOMIS
Softball Operations



MARY IAKOPO
Graduate Assistant



YANNI ACUÑA
Graduate Assistant



NICK SANCHEZ
Student Manager



TANNER SPODEN
Athletic Trainer



PETER ALOSI
Strength & Conditioning



SEASON STATISTICS

ALL GAMES Minimum 2.5 Plate Appearances per game | Players must play in 75% of their team's games

SEASON	AVG	OBP	SLG	OPS	GP	GS	AB	R	H	2B	3B	HR	RBI	BB	HBP	SO	SF	SH	SB	ATT
Lissy,Kayla	.415	.506	.708	1.214	24	24	65	18	27	8	4	1	12	10	3	13	1	0	11	11
Hall,Kelsey	.409	.500	.621	1.121	24	24	66	19	27	6	1	2	10	13	2	13	3	0	6	7
Windle,Tanya	.387	.426	.500	.926	21	20	62	15	24	5	1	0	12	3	2	5	1	0	6	6
Acuna,Yannixa	.370	.413	.493	.906	24	22	73	19	27	4	1	1	10	6	0	8	1	1	11	12
Denby,Alesia	.313	.420	.731	1.151	24	24	67	18	21	6	2	6	19	10	3	19	1	0	3	4
Walsh,Libby	.222	.311	.333	.645	24	22	54	11	12	1	1	1	13	4	3	14	0	2	4	4
Swan,Samantha	.364	.375	.818	1.193	13	7	22	7	8	1	0	3	9	1	0	1	1	0	1	1
VanHook,Jordyn	.343	.395	.486	.880	17	15	35	2	12	2	0	1	8	3	0	10	0	0	0	0
Cunningham,Shannon	.321	.379	.566	.945	23	17	53	11	17	1	0	4	15	5	0	15	0	1	0	0
LeClair,Audrey	.290	.371	.419	.791	21	7	31	8	9	2	1	0	3	4	0	6	0	0	7	8
Allen,Ayden	.250	.286	.500	.786	16	5	20	5	5	2	0	1	1	1	0	6	0	1	0	0
Lewis,Jada	.231	.375	.308	.683	16	4	13	5	3	1	0	0	1	3	0	7	0	0	2	3
Kinch,Sara	.222	.314	.489	.803	21	18	45	7	10	3	0	3	14	4	2	13	0	0	0	0
Macfarlane,Makenzie	.200	.300	.240	.540	17	6	25	4	5	1	0	0	4	3	1	5	1	0	0	0
Schuld,Marissa	.167	.143	.333	.476	5	1	6	1	1	1	0	0	1	0	0	1	1	0	0	0
Totals	.327	.401	.538	.940	24	24	637	150	208	44	11	23	132	70	16	136	10	5	51	56
Opponents	.289	.361	.442	.802	24	24	650	110	188	35	2	20	97	62	14	138	6	11	18	22

ALL GAMES Minimum 1 IP / Team Game

PITCHER	ERA	WHIP	BAA	W	L	APP	GS	CG	SHO	SV	IP	H	R	ER	BB	SO	2B	3B	HR	WP	HBP
Osborne,Mac	3.46	1.38	.265	7	3	17	8	1	0	0	56.2	60	38	28	18	52	13	1	1	17	4
Schuld,Marissa	4.46	1.46	.289	2	2	11	6	2	1	1	37.2	44	25	24	11	24	5	1	10	0	4
Jones,Deborah	4.79	1.66	.308	3	3	11	5	0	0	1	38.0	48	31	26	15	35	8	0	5	4	4
Lauppe,Meika	2.69	2.23	.367	2	0	6	1	1	0	0	13.0	22	10	5	7	7	8	0	0	0	0
Magee,Kylee	2.86	1.70	.250	1	1	6	4	1	0	2	14.2	14	6	6	11	20	1	0	4	1	2
Totals	3.89	1.56	.289	15	9	24	24	5	3	4	160.0	188	110	89	62	138	35	2	20	22	14
Opponents	6.17	1.87	.327	9	15	24	24	8	3	0	148.2	208	150	131	70	136	44	11	23	24	16

PITCHER	W%	K/7	BB/7	K/BB	H/7	2B/7	3B/7	HR/7
Osborne,Mac	.700	6.42	2.22	2.89	7.41	1.61	0.12	0.12
Magee,Kylee	.500	4.46	2.04	2.18	8.18	0.93	0.19	1.86
Schuld,Marissa	.500	6.45	2.76	2.33	8.84	1.47	0.00	0.92
Lauppe,Meika	1.000	1.29	3.77	1.00	11.85	4.31	0.00	0.00
Jones,Deborah	.500	9.55	5.25	1.82	6.68	0.48	0.00	1.91
Totals	.625	6.04	2.71	2.23	8.23	1.53	0.09	0.88
Opponents	.375	6.40	3.30	1.94	9.79	2.07	0.52	1.08

SEASON STATISTICS

PAC-12 GAMES Minimum 2.5 Plate Appearances per game | Players must play in 75% of their team's games

SEASON	AVG	OBP	SLG	OPS	GP	GS	AB	R	H	2B	3B	HR	RBI	BB	HBP	SO	SF	SH	SB	ATT
Lissy,Kayla	.500	.500	.667	1.167	3	3	12	1	6	2	0	0	1	0	0	2	0	0	1	1
Hall,Kelsey	.444	.583	.778	1.361	3	3	9	3	4	0	0	1	1	3	0	3	0	0	2	2
LeClair,Audrey	.429	.556	.429	.984	3	2	7	1	3	0	0	0	0	2	0	0	0	0	2	2
Windle,Tanya	.375	.375	.750	1.125	3	2	8	2	3	3	0	0	4	0	0	2	0	0	0	0
Acuna,Yannixa	.250	.300	.375	.675	3	3	8	3	2	1	0	0	1	1	0	1	1	0	0	0
VanHook,Jordyn	.222	.222	.222	.444	3	3	9	0	2	0	0	0	1	0	0	2	0	0	0	0
Denby,Alesia	.143	.333	.143	.476	3	3	7	0	1	0	0	0	0	1	1	5	0	0	1	1
Walsh,Libby	.125	.222	.125	.347	3	3	8	0	1	0	0	0	1	1	0	2	0	0	0	0
Kinch,Sara	.200	.200	.200	.400	2	2	5	0	1	0	0	0	1	0	0	1	0	0	0	0
Allen,Ayden	.000	.000	.000	.000	3	1	4	1	0	0	0	0	0	0	0	2	0	0	0	0
Cunningham,Shannon	.000	.000	.000	.000	2	1	4	0	0	0	0	0	0	0	0	3	0	0	0	0
Macfarlane,Makenzie	.000	.200	.000	.200	2	1	3	0	0	0	0	0	1	0	1	1	1	0	0	0
Schuld,Marissa	.000	.000	.000	.000	1	0	1	0	0	0	0	0	0	0	0	0	0	0	0	0
Lewis,Jada	.000	.000	.000	.000	2	0	0	0	0	0	0	0	0	0	0	0	0	0	0	0
Totals	.271	.340	.376	.717	3	3	85	11	23	6	0	1	11	8	2	24	2	0	6	6
Opponents	.324	.427	.473	.900	3	3	74	12	24	5	0	2	10	12	2	15	1	3	9	10

PAC-12 GAMES Minimum 1 IP / Team Game

PITCHER	ERA	WHIP	BAA	W	L	APP	GS	CG	SHO	SV	IP	H	R	ER	BB	SO	2B	3B	HR	WP	HBP
Schuld,Marissa	3.00	2.00	.310	1	0	1	1	1	0	0	7.0	9	3	3	5	2	2	0	1	0	0
Jones,Deborah	4.38	1.88	.323	0	2	2	2	0	0	0	8.0	10	5	5	5	9	1	0	0	1	2
Osborne,Mac	7.00	1.75	.357	0	0	2	0	0	0	0	4.0	5	4	4	2	4	2	0	1	2	0
Lauppe,Meika	0.00	0.00	.000																		
Magee,Kylee	0.00	0.00	.000																		
Totals	4.42	1.89	.324	1	2	3	3	1	0	0	19.0	24	12	12	12	15	5	0	2	3	2
Opponents	3.67	1.48	.271	2	1	3	3	2	1	9	21.0	23	11	11	8	24	6	0	1	2	2

PITCHER	W%	K/7	BB/7	K/BB	H/7	2B/7	3B/7	HR/7
Schuld,Marissa	1.000	2.00	5.00	0.40	9.00	2.00	0.00	1.00
Jones,Deborah	.000	7.88	4.38	1.80	8.75	0.88	0.00	0.00
Osborne,Mac	.000	7.00	3.50	2.00	8.75	3.50	0.00	1.75
Lauppe,Meika	.000	0.00	0.00	0.00	0.00	0.00	0.00	0.00
Magee,Kylee	.000	0.00	0.00	0.00	0.00	0.00	0.00	0.00
Totals	.333	5.53	4.42	1.25	8.84	1.84	0.00	0.74
Opponents	.667	8.00	2.67	3.00	7.67	2.00	0.00	0.33



SEASON FIELDING STATISTICS

ALL GAMES

Name	FLD%	C	PO	A	E	DP	SBA	CSB	CS%	PB	CI
LeClair,Audrey	1.000	22	21	1	0	0	0	0	-	0	0
Windle,Tanya	1.000	14	14	0	0	0	0	0	-	0	0
Schuld,Marissa	1.000	14	1	13	0	0	4	2	.333	0	0
Jones,Deborah	1.000	6	2	4	0	0	5	1	.167	0	0
Lauppe,Meika	1.000	5	0	5	0	0	2	0	.000	0	0
Lewis,Jada	1.000	5	5	0	0	0	0	0	-	0	0
Magee,Kylee	1.000	5	1	4	0	0	1	0	.000	0	0
Cunningham,Shannon	.992	122	116	5	1	3	0	0	-	0	0
Kinch,Sara	.989	90	77	12	1	2	11	1	.083	2	0
Denby,Alesia	.984	64	26	37	1	8	0	0	-	0	0
Macfarlane,Makenzie	.978	46	42	3	1	2	4	2	.333	0	0
Swan,Samantha	.977	43	38	4	1	0	3	1	.250	1	0
Acuna,Yannixa	.976	41	37	3	1	0	0	0	-	0	0
Allen,Ayden	.963	27	25	1	1	3	0	0	-	0	0
Hall,Kelsey	.947	19	18	0	1	0	0	0	-	0	0
Osborne,Mac	.933	15	0	14	1	0	6	1	.143	0	0
Walsh,Libby	.913	80	35	38	7	8	0	0	-	0	0
Lissy,Kayla	.901	81	20	53	8	3	0	0	-	0	0
VanHook,Jordyn	.667	3	2	0	1	0	0	0	-	0	0
SUN DEVILS	.964	702	480	197	25	10	18	4	.182	3	0
OPPONENTS	.961	641	446	170	25	10	51	5	.089	4	0


PAC-12 GAMES

Name	FLD%	C	PO	A	E	DP	SBA	CSB	CS%	PB	CI
Kinch,Sara	1.000	14	12	2	0	0	5	0	.000	1	0
LeClair,Audrey	1.000	11	11	0	0	0	0	0	-	0	0
Walsh,Libby	1.000	9	7	2	0	0	0	0	-	0	0
Lissy,Kayla	1.000	8	3	5	0	0	0	0	-	0	0
Cunningham,Shannon	1.000	8	7	1	0	0	0	0	-	0	0
Denby,Alesia	1.000	6	2	4	0	0	0	0	-	0	0
Acuna,Yannixa	1.000	5	5	0	0	0	0	0	-	0	0
Hall,Kelsey	1.000	3	3	0	0	0	0	0	-	0	0
Schuld,Marissa	1.000	3	0	3	0	0	3	1	.250	0	0
Windle,Tanya	1.000	1	1	0	0	0	0	0	-	0	0
Osborne,Mac	1.000	1	0	1	0	0	4	0	.000	0	0
Jones,Deborah	1.000	1	0	1	0	0	2	0	.000	0	0
Macfarlane,Makenzie	.833	6	4	1	1	0	4	1	.200	0	0
VanHook,Jordyn	.667	3	2	0	1	0	0	0	-	0	0
Allen,Ayden	.000	0	0	0	0	0	0	0	-	0	0
Lewis,Jada	.000	0	0	0	0	0	0	0	-	0	0
SUN DEVILS	.975	79	57	20	2	0	9	1	.100	1	0
OPPONENTS	.988	81	63	17	1	1	6	0	.000	1	0






MEDIA ROSTER




00
MADDIE
POMYKALSKI
UTL • R/R • 5-9 • FR
Frankfort, Ill.




2
JADA
LEWIS
OF • L/R • 5-5 • FR
Vallejo, Calif.




3
LIBBY
WALSH
INF • R/R • 5-7 • FR
Plainville, Mass.



4
AYDEN
ALLEN
INF • R/R • 5-10 • SO
Prosper, Texas



5
ALESIA
DENBY
INF • R/R • 5-5 • GR
Murrieta, Calif.




8
MARISSA
SCHULD
RHP/UTL • R/R • 5-3 • GR
Scottsdale, Ariz.



10
KENZIE
BROWN
RHP • L/R • 5-11 • JR
Lake City, Ill.



11
MAC
OSBORNE
RHP • R/R • 5-9 • SR
Richlands, Va.




13
KAYLA
LISSY
INF • L/R • 5-5 • SR
Valrico, Fla.



14
DEBORAH
JONES
RHP • R/R • 6-0 • SR
Unionville, Ind.



17
JORDYN
VANHOOK
INF • R/R • 5-10 • GR
Woodland Hills, Calif.




18
SARA
KINCH
C • R/R • 5-10 • SR
Temecula, Calif.




21
YANNIXA
ACUÑA
OF • L/R • 5-4 • SO
Tucson, Ariz.




25
AUDREY
LECLAIR
UTL • L/R • 5-8 • GR
Phoenix, Ariz.



27
MEIKA
LAUPPE
RHP • R/R • 5-10 • FR
Pleasant Grove, Calif.




31
KYLEE
MAGEE
RHP • R/R • 5-9 • SO
Anaheim, Calif.



32
SAMANTHA
SWAN
C/UTL • R/R • 5-3 • FR
Georgetown, Texas




33
SHANNON
CUNNINGHAM
C/UTL • R/R • 5-9 • SO
Tustin, Calif.



38
KELSEY
HALL
OF • R/R • 5-7 • GR
Sacramento, Calif.



41
MAKENZIE
MACFARLANE
C/INF • R/R • 5-7 • GR
Rocklin, Calif.



44
TANYA
WINDLE
OF • L/R • 5-6 • SO
Peoria, Ariz.



MEGAN
BARTLETT
Head Coach

