

## ASU 2019-2020 SCHEDULE

Date Opp. (TV/Radio).....FINAL/TIP

11/9 Colorado (ESPN2)..... L, 71-81

### AIR FORCE RESERVE TIP-OFF/TEMPE

11/14 CCSU (P12/92.3 FM)..... W, 90-49

11/17 Rider (P12/620 AM)..... W, 92-55

### AIR FORCE RESERVE TIP-OFF/CONN

11/23 St. John's (ESPN3/620 AM) W, 80-67

11/24 #7 UVA (ESPN/620 AM) ..... L, 45-48

11/26 @Princeton (ESPN+/620).... W, 67-65

12/3 @San Fran (CBSSN/98.7).... W, 71-67

12/7 Louisiana (P12/620 AM)..... W, 77-65

12/11 Prairie View (P12/620 AM) .. W, 88-79

12/14 Georgia (P12/620 AM) ..... W, 79-59

12/18 St. Mary's (PHX) (P12/98.7) . L, 56-96

12/21 Creighton (P12/620 AM) ..... L, 60-67

12/28 TX-South. (P12/98.7 FM)..... W, 98-81

1/4 @#25 Arizona (P12/98.7 FM)L, 47-75

1/9 @Oregon St. (ESPN/98.7) W, 82-76

1/11 @#9 Oregon (P12/98.7 FM) . L, 69-78

1/16 #20 Colorado (ESPN2/98.7) L, 61-68

1/18 Utah (P12/620 AM)..... W, 83-64

1/25 #22 Arizona (P12/98.7 FM) . W, 66-65

1/29 @WSU(ESPNU/98.7 FM) ..... L, 65-67

2/1 @Wash. (P12/98.7 FM)..... W, 87-84

2/6 UCLA (ESPN2/98.7 FM) ..... W, 84-66

2/8 USC (FS1/620 AM)..... W, 66-64

2/13 @Stan (ESPN2/98.7 FM)..... W, 74-69

2/16 @Cal (ESPNU/98.7 FM) ..... W, 80-75

2/20 #14 Oregon (ESPN2) ..... W, 77-72

2/22 Oregon St. (ESPN2/U)..... W 74-73

2/27 @UCLA (P12/98.7 FM)..... 8 PT

2/29 @USC (ESPNU/620 AM) ..... 5 PT

3/5 Washington (ESPN2/U)..... 7

3/7 Washington State (P12) ..... 4:30

3/11 Pac-12 Tournament..... Las Vegas

### TURNED IT AROUND FAST

Buffalo was 285-369 (.436) in 22 seasons after going Division I (1991-2013). The Bulls were 42-20 (.677) in Coach Hurley's two seasons. He is 134-86 in seven years as a head coach and 92-66 at ASU.

**FINAL FOUR TRIVIA:** Coach Hurley is one of four current head coaches who won a Final Four MOP. Juan Dixon (2002), Danny Manning (1988) and Patrick Ewing (1984) are the others.

# SUN DEVIL

## M E N ' S B A S K E T B A L L

### @SUNDEVILHOOPS (19-8; 10-4) ON 7-GAME WIN STREAK VISITS LA

Thur., Feb. 27 - at UCLA 8 p.m. PT/Pac-12/98.7 FM

Verge 20.6 ppg past 7 games

Sat., Feb. 29 - at USC

5 p.m. PT/ESPNU/620 AM

ASU 9-7 Pac-12 roadies past 2 seasons

The Arizona State Sun Devil men's hoops team (19-8; 10-4) -- coming off back-to-back NCAA Tournaments for the first time since 1980-81 and the only Pac-12 team to make the NCAAs the past two seasons -- puts its seven-game win streak on the line Thursday (Feb. 27) at the surging UCLA Bruins with JB Long and Don MacLean on the Pac-12 Network call at 8 p.m. PT. Prior to its past two NCAA appearances under Bobby Hurley, ASU had made the NCAA Tournament three times in previous 22 seasons (1996-2017), but the Sun Devils are making a run at a third straight for the first time since the early 1960s as it has won nine of its past 10. ASU is on a seven-game Pac-12 win streak for the first time the 1980-81 team won 11 straight, as no Sun Devil team had won six straight Pac-12 games since that 1980-81 squad went 16-2 and finished second to 17-1 Oregon State. ASU enters the UCLA tilt 9-7 in Pac-12 road games the past two seasons, the only Pac-12 team with a winning road league record in that time. Alonzo Verge Jr. is averaging 17.5 points per game off the bench (15 games), the best mark in the nation.

**VERGE SURGE:** The Pac-12 has a Sixth Man of the Year Award and Alonzo Verge Jr. might run away with it. After averaging 6.2 ppg., going 1-of-9 from the three-point stripe and shooting 11-of-45 (.244) from the field in his first five Pac-12 games, Verge has been on fire recently, as after that five-game span he is averaging a team-best 18.7 points, is 64-of-124 (.516) from the field, 9-of-23 (.391) from three and 31-of-44 (.705) from the foul line in the past past nine games. In ASU's seven-game win streak he is averaging 20.6 ppg., is 53-of-100 (.530) from the field, 7-of-18 (.389) from three and 31-of-43 (.721) from the free throw line.


**ROAD REMY:** Remy Martin is averaging 21.9 ppg. and has six 20-point games in ASU's nine road contests (6-3) this year. He led the team last year in road scoring at 15.0 ppg and in his freshman season was 11-of-23 (.478) from three and 24-of-29 (.828) from free throw line in road games. Solid stat: He has posted nine games of 24+ points in his career, six of them have been in road games.

**THIS IS US:** ASU has 26 wins (11 on the road) when trailing at the half under Bobby Hurley in five seasons, after going 12-64 (.157) the previous five seasons. It did it seven times in 2017-18 and did it in 2018-19 at Georgia, vs. No. 1 Kansas, at California, at UCLA, vs. Cal and at Oregon State. This year it has halftime comeback wins over St. John's in Connecticut, at Princeton, vs. No. 22 Arizona, vs. USC and vs. Oregon State. ASU trailed Arizona 37-15 with just over five minutes remaining in the first half before closing the gap to 43-30 at the half and then scored the first 10 points of second half. The 22-point comeback matches what is believed to be the biggest in Pac-12 history. On Feb. 8 ASU trailed USC by 13 with 5:34 left in the first half before cutting the gap to 40-32 at the half and then winning 66-64 despite leading for just 5:57 of the game.

**NATIONAL PLAYER OF THE WEEK A WEEK AGO:** Junior Remy Martin earned USBWA National Player of the Week (for week ending Feb. 22) and Pac-12 Player of the Week after averaging 23.0 points on 67 percent shooting (16-24), including 5-of-6 behind the arc, and 3.5 assists in the Bay Area road sweep. He scored 24 points on 9-of-14 shooting in 74-69 victory at Stanford. In the final 7:17 of the game, he scored 11 of those points. He scored 22 points on 7-of-10 shooting to go along with five assists in 80-75 win at California., as he scored 15 of his points in the final 11:08. It marked his third Pac-12 Player of the Week award in his career.

**PAC-12 RESEARCH:** ASU forced 20+ turnovers in back-to-back Pac-12 games for the first time since February of 2001 (when it was Pac-10). ASU forced 24 vs. USC on Feb. 8 and then Stanford had 20 on Feb. 13. The 24 turnovers by USC was the most by a Sun Devil Pac-12 opponent since 2002.

**ASU MEDIA RELATIONS:** ASU men's basketball SID Doug Tammaro can be reached directly at 480-734-7795 or via e-mail at tammaro@asu.edu. The ASU website is: [www.TheSunDevils.com](http://www.TheSunDevils.com).

Pos	#	Name	Yr.	Ht./Wt.	2019-2020 SUN DEVIL ROSTER NOTES
F	00	Mickey Mitchell	Sr.	6-7/225	Worked his way back from back injury last year that kept him out all but six games
G	1	Remy Martin	Jr.	6-0/175	One of the most exciting players in the nation who takes and makes the 15-foot jumper
G	2	Rob Edwards	Sr.	6-5/205	Transfer from Cleveland State had solid 2018-19 season after overcoming injuries
G	3	Caleb Christopher	Fr.	6-1/180	Carson (Calif.) product from Mayfair High School
G	4	Kimani Lawrence	Jr.	6-8/220	Can guard 5 positions and play 4 of them/ <b>ASU is 6-0 in his career when he scores 14</b>
F	5	Elias Valtonen	So.	6-7/210	Solid summer playing overseas
G	10	Jaelen House	Fr.	6-1/160	Combo guard is lightning fast from Shadow Mountain High School/dad is Eddie
G	11	Alonzo Verge Jr.	Jr.	6-3/167	Got a lot of buckets in JC/43 points vs. Saint Mary's on Dec. 18/GW vs. No. 22 UA
G	12	Micah Burno	Fr.	6-0/200	Chaparral High School product
F	15	John Olmsted	Fr.	6-10/215	Walkon with skills and height from Morenci, Ariz.
F	20	Khalid Thomas	Jr.	6-9/210	JC transfer from College of Southern Idaho/Portland product/GW 3PTer at Princeton
F	22	Andre Allen	Jr.	6-9/215	JC transfer from Arizona Western; 13.3 ppg/8.4 rpg last season
F	23	Romello White	Jr.	6-8/220	Three-year starter from Atlanta who played for Jerry Stackhouse in club hoops
F	24	Jalen Graham	Fr.	6-9/220	Long and skilled freshman from Phoenix's Mountain Pointe High School showing flashes
G	25	Grant Fogerty	Sr.	6-0/175	Senior walkon from nearby Desert Mountain HS
F	30	Kyle Feit	So.	6-4/190	IMG Academy (Fla.) walkon who sat last year with injury
F	35	Taeshon Cherry	So.	6-9/220	<b>Sun Devils are 8-0 when he scores in double digits</b>
<b>Head Coach:</b> Bobby Hurley/42-20 at Buffalo (2013-15); 1992 Final Four MOP <b>Coaching Staff:</b> Rashon Burno (Associate HC), Eric Brown, Rasheen Davis <b>Special Assistant to HC:</b> Ben Wood <b>Operations:</b> Derrick Wrobel <b>Sports Performance:</b> Daniel Marshall <b>Trainer:</b> John Anderson					

**PAC-12 STAT STUFF:** ASU leads the league in turnovers forced (16.26 per game)...it ranks second in the Pac-12 in steals at 7.78 per game (210 in 27 games) while its turnover margin (+2.89) is third...Remy Martin is second in the Pac-12 at 19.15 points per game...Romello White leads the Pac-12 in rebounding at 9.23 per game and is second in field goal percentage (.603). His eight double-doubles is tied for fifth in the league while his 13 double-digit rebound games leads the league... Remy is second in the Pac-12 at 20.29 ppg. in conference games and his 16 20-point games is tied for league lead...Remy is the only player since 1996-97 to open Pac-12 play with six straight 20+ games (streak ended Jan. 29 at WSU)...ASU is 20-5 when Rob Edwards scores 13 in his two seasons (13-2 when he scores 15)...ASU has now won four straight against UCLA for the first time in school history after the 84-66 Tempe win on Feb. 6.

**GAME 22: ASU 84, UCLA 66 (FEB. 6):** It was one of those good nights for ASU at it hit 14-of-24 (.583) three-pointers and had four players in double figures and led for over 36 minutes in the win over surging UCLA, who had won four of five. Alonzo Verge Jr. had 26 points off the bench, while Remy Martin had 15, Rob Edwards 13 and Kimani Lawrence 11. ASU never had more than an 8-0 run but led by 23 with just over five minutes on the clock. There were only five lead changes and one tie in the game. Romello White added 16 rebounds and eight points.

**PHYSICAL:** Top wingspans on the team are Jalen Graham (7-2), Romello White (7-0) and Kimani Lawrence (6-11 1/2). Best standing vertical is Graham (32.5"), while Remy Martin is next (31.5") while best approach verticals are Remy (40.5"), Jaelen House (39.5") and Graham (39").

**SOME SOLID DUBS:** Bobby Hurley has led ASU to a 47-16 regular season non-conference record in his five years, with notable wins over NC State, at Creighton, Texas A&M, UNLV (twice), Stephen F. Austin, Kansas State, Xavier, St. John's (twice plus a NCAA Tournament win), Kansas (twice), Vanderbilt and Georgia (twice).

**PAC-12 REFRESHER:** ASU finished second in the Pac-12 for just the fourth time in its 41-year Pac-10/12 history last year (2009-10, 1980-81 and 1979-80). ASU won 12 loop games for just the sixth time.

#### BEST PAC-12 RECORDS

16-2: 1980-81

15-3: 1979-80

12-6: 2018-19, 2009-10, 1994-95, 1982-83

**ROAD:** ASU opened Pac-12 play with three straight on the road for the seventh time in the past 12 seasons and for the third time in Coach Hurley's five seasons (also in 2017-18, 2016-17, 2014-15, 2011-12, 2010-11 and 2008-09). Coach Hurley's squad navigated something similar as in the past three seasons six times teams have opened with five of first seven on the road (as USC did this year). ASU in 2017-18 is the only one of the six to make the NCAA Tournament in that time.

**NCAA NOTE:** ASU had been to four NCAA Tournaments (1995, 2003, 2009 and 2014) in 26 seasons (1992-2017) and not been back-to-back since 1980-81. Remy Martin, Kimani Lawrence and Romello White have now gone to the Dance in each of their first two seasons.

**GOOD NOTE:** ASU has defeated eight ranked teams in Bobby Hurley's five seasons, but it trailed at the half in five of the wins, including both wins over Kansas.

**ASU WINS VS. RANKED TEAMS UNDER BOBBY HURLEY (ASU DEFICIT AT HALF)**

ASU 77, #14 Oregon 72 (Feb. 20, 2020)  
 ASU 66, #22 Arizona 65 (Jan. 25, 2020)--Arizona 43, ASU 30  
 #18 ASU 80, #1 Kansas 76 (Dec. 22, 2018)--Kansas 39, #18 ASU 31  
 ASU 72, #15 Mississippi State 67 (Nov. 19, 2018/Las Vegas)  
 #16 ASU 95, at #2 Kansas 85 (Dec. 10, 2017)--Kansas 40, #16 ASU 37  
 ASU 102, #15 Xavier 86 (Nov. 24, 2017/Las Vegas)--Xavier 46, ASU 44  
 ASU 74, #23 USC 67 (Feb. 12, 2016)--USC 30, ASU 27  
 ASU 67, #18 Texas A&M 54 (Dec. 5, 2015)

**ROMELLO:** Romello White sprained his right ankle on Dec. 28 vs. Texas Southern and played eight minutes. His stats took a hit as he played limited minutes at Arizona on Jan. 4. He had 18 points and 17 rebounds in the Georgia win on Dec. 14 and was averaging 14.7 ppg/ 13.7 rpg and shooting 32-of-44 (.727) in his previous six games to TSU (Dec. 28).

**REMY:** Remy Martin became the 38th member of the ASU 1,000-point club on Jan. 11 as he now has 1,238 career points in 91 career games (13.6 pg). He has 16 20-point games on the year and posted seven straight -- averaging 24.3 points in those seven -- before posting 15 at Washington State on Jan. 29. The seven straight 20-point tilts matched the best by a Sun Devil since Eddie House posted eight in 1999-2000. Remy posted a career-high 33 points at Princeton on Nov. 26 and is averaging 19.1 ppg after averaging 11.3 in his first two years.

**PAC-12 MOST CONSECUTIVE GAMES 20+ POINTS IN SEASON SINCE 1996-97**

11-Ed Gray, CAL (Jan. 9, 1997-Feb. 15, 1997)  
 9-Landry Fields, STAN (Nov. 24, 2009-Jan. 2, 2010)  
 9-Brandon Roy, UW (Jan. 26, 2006-Feb. 26, 2006)  
 8-Tyler Dorsey, UO (March 9, 2017-April 1, 2017)  
 8-Eddie House, ASU (Dec. 18, 1999-Jan. 15, 2000)  
 8-Jason Terry, UA (Jan. 28, 1999-Feb. 20, 1999)  
 7-Remy Martin, ASU (Dec. 28, 2019-Jan. 25, 2020)  
 7-Klay Thompson, WSU (Feb. 17, 2011-Mar. 21, 2011)  
 7-Luke Ridnour, UO (Feb. 2, 2003-Mar. 13, 2003)  
 7-Jeremy Veal, ASU (Jan. 24, 1998-Feb. 19, 1998)  
 7-O.J. Mayo, USC (Feb. 21, 2008-Mar. 13, 2008)

**LOTS OF HOTEL PENS:** ASU played five of its first seven in Shanghai, Connecticut, New Jersey and San Francisco as it spent 17 of its first 32 nights of the season in a hotel and flew 20,134 miles on nine flights. When Coach Hurley took the ASU job in April of 2015 he said ASU was going to play some folks and not be afraid to go on the road. ASU's tally of non-conference states in his five years is at 11 with other trips to the Bahamas (vs. Kentucky) and China. ASU has played non-conference games in New York (MSG and Barclays), Nebraska (Creighton), at Kentucky, Nevada (at UNLV), Florida (Old Spice Classic), California (San Francisco and San Diego State), at Kansas, at Georgia, Tennessee (Vanderbilt) and New Jersey (at Princeton).

**ROAD WINS:** ASU's 5-4 Pac-12 road mark last year was its best since the 2009-10 and 2008-09 teams went 5-4 and matched ASU's best Pac-12 road mark in 39 seasons. Last year was only ASU's sixth winning road record since it joined the Pac-10 in 1978-79 (41 seasons). Ned Wulk's 1980-81 (8-1) and 1979-80 (7-2) teams set the bar, while Bill Frieder's 1994-95 Sweet Sixteen team also went 5-4. ASU is 9-7 in the past two seasons in Pac-12 road games, the only team with a winning road record in that time.

**REMY MARTIN 20+ SCORING TILTS (23)**

33 at Princeton (11/26/19)  
 31 vs. Arizona (1/31/19)  
 29 at Oregon (1/11/20)  
 27 at Arizona (3/9/19)  
 25 vs. #20 Colorado (1/16/20)  
 24 at Stanford (2/13/20)  
 24 vs. Arizona (1/25/20)  
 24 at Oregon State (1/9/20)  
 24 at California (1/9/19)  
 23 vs. Texas Southern (12/28/19)  
 23 vs. Georgia (12/14/19)  
 23 vs. Colorado/China (11/9/19)  
 22 at California (2/16/2020)  
 22 vs. USC (2/8/20)  
 22 vs. Utah (1/3/19)  
 21 vs. Prairie View A&M (12/11/19)  
 21 vs. #7 Virginia (11/23/19)  
 21 at Georgia (12/15/18)  
 21 at #2 Kansas (12/10/17)  
 20 vs. Utah (1/18/20)  
 20 at #25 Arizona (1/4/20)  
 20 vs. Rider (11/17/19)  
 20 vs. Colorado/Las Vegas (3/7/18)

**ROMELLO WHITE**

**16 DOUBLE-DOUBLES (8 IN 2019-20)**

10/10 at California (2/16/20)  
 15/11 at Washington State (1/29/20)  
 19/10 vs. #20 Colorado (1/16/20)  
 18/12 vs. Creighton (12/21/19)  
 18/17 vs. Georgia (12/14/19)  
 14/16 vs. Prairie View A&M (12/11/19)  
 19/14 vs. Louisiana (12/7/19)  
 14/11 at San Francisco (12/3/19)  
 18/11 vs. Princeton (12/29/18)  
 19/14 vs. Texas Southern (12/1/18)  
 13/11 vs. California (3/1/18)  
 10/14 at Washington (2/1/18)  
 10/11 at Colorado (1/4/18)  
 14/11 vs. UC Irvine (11/9/17)  
 16/15 vs. San Diego State (11/14/17)  
 16/13 vs. San Francisco (2/2/17)

**CLOSE GAMES:** ASU is 9-2 overall in games of 5 points or less, which is the most wins (Oregon has seven), the most games (Oregon with 10), tied for third fewest losses (UCLA 5-1 and WSU 1-1) and best winning percentage (.8118) in the Pac-12. ASU also is 8-1 in Pac-12 two-possession games (six points or less).



### **BOBBY HURLEY YEAR-BY-YEAR**

**7-YEAR TOTALS: 134-86 (.609)**

**ASU: 92-66 (.582/5 SEASONS)**

2019-20: 19-8

2018-19: 23-11

2017-18: 20-12

2016-17: 15-18

2015-16: 15-17

### **BUFFALO (42-20/.677)**

2014-15: 23-10

2013-14: 19-10

**COACH AS PLAYER:** Coach Hurley's 145 assists in 20 games is a NCAA Tournament record. Other numbers:

**.583:** In the 1992 Final Four, Coach made 7-of-12 three pointers en route to the Most Outstanding Player honors.

**.667:** In the April 4, 1992 Final Four game vs. Indiana, Coach went 6-of-9 from the three-point stripe.

**2:** In addition to 1992 Most Outstanding Player honors, Coach also earned 1991 All-Tournament Team honors.

**9:** In the 1991 title game vs. Kansas on April 1, he posted nine assists.

**119:** 119-26 (.821) in his four years at Duke.

**18-2:** 18-2 in NCAA Tournament career.

### **3-PTERS IN NCAA TOURNAMENT**

47, Lee Humphrey, UF, 2004-07

43, Shelvin Mack, Butler, 2009-11

**42, Bobby Hurley, Duke, 1990-93**

### **NCAA TOURNAMENT GAMES**

23, Christian Laettner, Duke, 1989-92

22, Greg Koubek, Duke, 1988-91

22, Brian Davis, Duke, 1989-92

21, Wayne Turner, Kentucky, 1996-99

20, Thomas Hill, Duke, 1990-93

**20, Bobby Hurley, Duke, 1990-93**

20, Grant Hill, Duke, 1991-94

20, Antonio Lang, Duke, 1991-94

### **ALONZO VERGE TOP SCORING GAMES**

**(11-2 WHEN HE SCORES 13/5-1 WHEN SCORES 20)**

43 vs. St. Mary's (12/18/19)

26 vs. #14 Oregon (2/20/20)

26 vs. UCLA (2/6/20)

23 vs. Texas Southern (12/28/19)

22 at California (2/16/20)

20 vs. Prairie View A&M (12/11/19)

19 at Stanford (2/13/20)

19 vs. Creighton (12/21/19)

18 at Washington (2/1/20)

17 vs. Oregon State (2/22/20)

16 vs. USC (2/8/20)

15 vs. Georgia (12/14/19)

13 vs. Arizona (1/25/20)

**ON THE ROAD (AGAIN) TO START PAC-12:** ASU opened Pac-12 on the road for the eighth time in past dozen seasons when it traveled to Arizona on Jan. 4. Ironically with the 20-game league slate and opening weekends announced, ASU will travel to Cal and make it nine times in past 13 years to open the Pac-12 season on the road next year.

**ROMELLO NOTES:** Romello made .625 of his shots in his first two seasons including 120-of-184 in his freshman year...coached by Jerry Stackhouse in the Atlanta AAU circuit...started 63 of 65 games his first two years and led team in offensive boards in each of the past two seasons with 77 last year and 79 in 2017-18...has two of the best field goal percentage mark's in ASU history as he shot .652 in freshman year (fourth) and .598 last year (ninth-best).

### **ROMELLO WHITE TOP REBOUNDING GAMES**

17 vs. Georgia (Dec. 14, 2019)

16 vs. UCLA (Feb. 6, 2020)

16 vs. Prairie View A&M (Dec. 11, 2019)

15 vs. San Diego State (Nov. 14, 2017)

14 vs. Louisiana (Dec. 7, 2019)

14 vs. Texas Southern (Dec. 1, 2018)

14 at Washington (Feb. 1, 2018)

13 vs. San Francisco (Dec. 2, 2018)

12 vs. Creighton (Dec. 21, 2019)

12 vs. Saint Mary's (Dec. 18, 2019)

**ROAD:** ASU won at Princeton (67-65/Nov. 26) and San Francisco (71-67/Dec. 3), as it is 7-2 (.778) in OOC road games under Bobby Hurley, after going 8-22 (.267) in its previous 30 efforts.

### **ASU OUT OF CONFERENCE ROADIES UNDER BOBBY HURLEY (7-2)**

ASU 71, San Francisco 67 (Dec. 3, 2019)

ASU 67, Princeton 65 (Nov. 26, 2019)

Vanderbilt 81, ASU 65 (Dec. 17, 2018)

#20 ASU 76, Georgia 74 (Dec. 15, 2018)

#16 ASU 95, #2 Kansas 85 (Dec. 10, 2017)

ASU 74, San Diego State 63 (Dec. 10, 2016)

ASU 66, UNLV 56 (Dec. 16, 2015)

#5 Kentucky 72, ASU 58 (Dec. 5, 2015)

ASU 79, Creighton 77 (Dec. 2, 2015)

**CARRIED LEAGUE:** In Bobby Hurley's first four seasons, ASU led the Pac-12 in wins over ranked out-of-conference teams in the regular season (five) with wins over Kansas (twice), Xavier, Mississippi State and Texas A&M. Four of the wins were away from Tempe. The rest of the league was 15-42 in those four seasons and seven of the teams had one or zero wins.

**2018-19 QUICK REVIEW:** ASU was 23-11 and 12-6 (second) in the Pac-12 after being picked sixth in the preseason media poll. It beat No. 1 Kansas on Dec. 22, ASU's first win over No. 1 at home and second all-time (won at Oregon State in March of 1981) and notched first NCAA Tournament win since 2009 with a 74-65 victory over St. John's on March 20.

**REMY:** Remy's two best scoring games last year were wins over Arizona -- 31 in 95-88 double OT win on Jan. 31 and 27 in final game of regular season on road on March 9...led ASU to first sweep over Arizona since 2008-09 and first win in Tucson since 2010...second-team All-Pac-12 by the league's coaches in 2018-19...21 points, eight rebounds, five assists and three steals to spark ASU back from an 18-point deficit to a 76-74 victory at Georgia on Dec. 15, 2018, leading to his Dec. 17 Pac-12 Player of the Week Award. Had 12 points, five boards, two assists and two steals in the second half, including back-to-back baskets inside the final 3:11 which gave ASU its first lead of game at 71-70....led Pac-12 with a 2.4 assist-to-turnover ratio and second in league at five apg...had his November and early December of 2018 ruined by a bum ankle.

#### SUN DEVIL CAREER SCORING CHART UPDATE

21. 1,268 – Arthur Thomas, '84-88
22. 1,261 – Jahii Carson, '12-14
23. 1,238 – Remy Martin, '17-present

**WHO WE LOST:** Three regular rotation players are gone from last year, including All-Pac-12 performers Zylan Cheatham and Lu Dort (Pac-12 Freshman of the Year), as well as De'Quon Lake.

**ROB EDWARDS:** Dropped buckets in big wins in 2018-19, with 15 off the bench vs. #1 Kansas, 19 vs. Arizona, 28 at Utah and 13 at Oregon State...when he scores 13, ASU is 20-5 and 13-2 when he scores 15...entered ASU with 909 points in 63 games (14.4 ppg.)...71-of-85 (.835) from the free throw line in 2018-19...missed six games early and only scored 14 points in the first nine games (14 in opener, six DNP's due to a back injury and zero points vs. Nevada and Georgia)...stats last year look a lot better when you remember he went from Nov. 7-Dec. 16 without scoring. In those three games he did play, he was 4-of-26 (.154) from field and 2-of-9 (.222) from three and had 14 points (all against CSF in the opener).

#### ROB EDWARDS 15+ POINTS SUN DEVIL SCORING TILTS (13-2)

- 28 at Utah (2/16/19)
- 24 vs. #14 Oregon (2/20/20)
- 24 vs. Utah (1/18/20)
- 23 vs. CCSU (11/14/19)
- 20 vs. Colorado/China (11/9/19)
- 19 at Washington (2/1/20)
- 19 vs. Arizona (1/31/19)
- 18 at Oregon State (1/9/20)
- 17 vs. Louisiana (12/7/19)
- 16 vs. California (2/24/19)
- 16 vs. Stanford (2/20/19)
- 15 vs. Arizona (1/25/20)
- 15 vs. Oregon (3/15/19)
- 15 vs. UCLA (3/14/19)
- 15 vs. #1 Kansas (12/22/18)

#### KIMANI LAWRENCE TOP SCORING GAMES

- 22 vs. #22 Mississippi State (11/19/18)
- 18 vs. Omaha (11/28/18)
- 16 vs. Cal State Fullerton (11/6/18)
- 16 vs. McNeese State (11/9/18)
- 15 at UCLA (1/24/19)
- 14 vs. Oregon State (2/22/20)
- 13 vs. Washington State (2/7/19)
- 13 vs. Texas Southern (12/1/18)
- 13 vs. Long Beach State (11/12/18)

**BUTTS IN SEATS:** The past two seasons have resulted in the best average attendance marks in Sun Devil history.

#### TOP AVERAGE SEASON ATTENDANCE MARKS

- 2017-18: 10,603
- 2018-19: 10,538
- 1995-96: 9,514
- 2008-09: 9,354
- 1994-95: 9,333

#### TEAM LEADERS IN 2019-20 (includes shared)

**Scoring:** Martin (19), Edwards (2), House (1), White (3), Verge (7)

**Rebounding:** White (21), Martin (1), Edwards (2), Verge (2), Cherry (1), Graham (2), Lawrence (1)

**Assists:** Martin (18), Verge (7), House (3), White (1), Edwards (10), Mitchell (1), Lawrence (1)

#### THREE-POINT NOTE

Entering 2019-20 ASU has made a three-pointer in 621 straight games. The last time ASU did not make a three-pointer was in an 89-57 win over Washington in Tempe on Feb. 10, 2001.

#### TAESHON CHERRY DOUBLE-DIGIT SCORING GAMES (8-0)

- 19 vs. Omaha (Nov. 28, 2018)
- 15 vs. Oregon (Jan. 19, 2019)
- 15 vs. Utah State (Nov. 21, 2018)
- 14 vs. Texas Southern (Dec. 1, 2018)
- 12 vs. Oregon State (Jan. 17, 2019)
- 11 vs. Utah (1/18/2020)
- 11 vs. Stanford (Feb. 20, 2019)
- 10 at San Francisco (Dec. 3, 2019)

**THE STAT CREW SYSTEM**  
**Arizona St. Combined Team Statistics (as of Feb 25, 2020)**  
**All games**

Overall record: 19-8 Conf: 10-4 Home: 12-2 Away: 6-3 Neutral: 1-3

#	Player	gp-gs	min	avg	Total		3-Point		F-Throw		Rebounds				pf	dq	a	to	blk	stl	pts	avg
					fg-fga	fg%	3fg-fga	3fg%	ft-fa	ft%	off	def	tot	avg								
01	Remy Martin	27-27	902	33.4	178-401	.444	55-155	.355	106-139	.763	12	76	88	3.3	41	0	108	85	1	42	517	19.1
11	Alonzo Verge Jr.	24-9	634	26.4	135-309	.437	17-64	.266	64-87	.736	17	67	84	3.5	35	0	57	49	3	31	351	14.6
02	Rob Edwards	27-24	760	28.1	95-263	.361	57-165	.345	47-63	.746	14	79	93	3.4	59	1	17	50	2	22	294	10.9
23	Romello White	26-25	739	28.4	103-170	.606	0-0	.000	68-103	.660	72	168	240	9.2	64	1	26	54	31	13	274	10.5
04	Kimani Lawrence	26-19	451	17.3	49-119	.412	14-52	.269	18-37	.486	26	46	72	2.8	52	1	12	21	9	17	130	5.0
10	Jaelen House	26-0	443	17.0	33-112	.295	15-53	.283	31-41	.756	10	43	53	2.0	45	0	33	25	2	36	112	4.3
35	Taeshon Cherry	22-11	414	18.8	36-107	.336	13-58	.224	9-18	.500	23	47	70	3.2	67	3	11	14	9	9	94	4.3
24	Jalen Graham	24-2	275	11.5	39-56	.696	0-0	.000	4-12	.333	32	38	70	2.9	41	0	10	20	26	6	82	3.4
20	Khalid Thomas	20-3	163	8.2	20-36	.556	11-23	.478	5-9	.556	6	20	26	1.3	12	0	4	3	1	9	56	2.8
05	Elias Valttonen	19-8	271	14.3	12-32	.375	7-14	.500	7-15	.467	4	31	35	1.8	32	0	7	10	2	9	38	2.0
00	Mickey Mitchell	19-7	278	14.6	11-31	.355	1-5	.200	3-6	.500	15	32	47	2.5	41	1	13	13	5	13	26	1.4
30	Kyle Feit	6-0	11	1.8	2-5	.400	1-4	.250	3-4	.750	0	2	2	0.3	0	0	0	1	0	0	8	1.3
03	Caleb Christopher	9-0	29	3.2	1-7	.143	1-2	.500	3-4	.750	1	2	3	0.3	3	0	0	3	0	1	6	0.7
25	Grant Fogerty	5-0	6	1.2	0-0	.000	0-0	.000	1-2	.500	0	1	1	0.2	0	0	0	0	0	1	1	0.2
22	Andre Allen	4-0	13	3.3	0-0	.000	0-0	.000	0-0	.000	0	4	4	1.0	2	0	0	0	0	0	0	0.0
15	John Olmsted	4-0	5	1.3	0-1	.000	0-0	.000	0-0	.000	1	2	3	0.8	0	0	1	0	0	0	0	0.0
12	Micah Burno	5-0	6	1.2	0-0	.000	0-0	.000	0-0	.000	0	0	0	0.0	1	0	0	1	0	1	0	0.0
Team											40	54	94				10					
Total.....		27	5400		714-1649	.433	192-595	.323	369-540	.683	273	712	985	36.5	495	7	299	359	91	210	1989	73.7
Opponents.....		27	5400		662-1556	.425	194-593	.327	356-534	.667	272	749	1021	37.8	503	12	333	439	101	174	1874	69.4

TEAM STATISTICS	ASU	OPP	Date	Opponent	Score	Att.
SCORING	1989	1874	11/08/19	vs Colorado	L 71-81	4328
Points per game	73.7	69.4	11/14/19	CENTRAL CONN. ST.	w 90-49	7496
Scoring margin	+4.3	-	11/17/19	RIDER	w 92-55	7472
FIELD GOALS-ATT	714-1649	662-1556	11/23/19	vs St. John's (NY)	w 80-67	7682
Field goal pct	.433	.425	11/24/19	vs Virginia	L 45-48	5822
3 POINT FG-ATT	192-595	194-593	11/26/19	at PRIN	w 67-65	2727
3-point FG pct	.323	.327	12/03/19	at San Francisco	w 71-67	2892
3-pt FG made per game	7.1	7.2	12/07/19	LOUISIANA	w 77-65	7685
FREE THROWS-ATT	369-540	356-534	12/11/19	PRAIRIE VIEW	w 88-79	6889
Free throw pct	.683	.667	12/14/19	GEORGIA	w 79-59	9067
F-Throws made per game	13.7	13.2	12/18/19	vs Saint Mary's (CA)	L 56-96	6892
REBOUNDS	985	1021	12/21/19	CREIGHTON	L 60-67	9395
Rebounds per game	36.5	37.8	12/28/19	TEXAS SOUTHERN	w 98-81	8795
Rebounding margin	-1.3	-	* 01/04/20	at Arizona	L 47-75	14644
ASSISTS	299	333	* 01/09/20	at Oregon St.	w 82-76	4828
Assists per game	11.1	12.3	* 01/11/20	at Oregon	L 69-78	9213
TURNOVERS	359	439	* 01/16/20	COLORADO	L 61-68	9479
Turnovers per game	13.3	16.3	* 01/18/20	UTAH	w 83-64	9608
Turnover margin	+3.0	-	* 01/25/20	ARIZONA	w 66-65	13500
Assist/turnover ratio	0.8	0.8	* 01/29/20	at Washington St.	L 65-67	2811
STEALS	210	174	* 02/01/20	at Washington	w 87-83	9066
Steals per game	7.8	6.4	* 02/06/20	UCLA	w 84-66	7708
BLOCKS	91	101	* 02/08/20	SOUTHERN CALIFORNIA	w 66-64	9628
Blocks per game	3.4	3.7	* 02/13/20	at Stanford	w 74-69	3312
ATTENDANCE	129361	80263	* 02/16/20	at California	w 80-75	6046
Home games-Avg/Game	14-9240	9-6171	* 02/20/20	OREGON	w 77-72	12951
Neutral site-Avg/Game	-	4-6181	* 02/22/20	OREGON ST.	w 74-73	9688

\* - Conference game

Score by Periods	1st	2nd	Totals
Arizona St.	898	1091	1989
Opponents	879	995	1874

**THE STAT CREW SYSTEM**  
**Arizona St. Combined Team Statistics (as of Feb 25, 2020)**  
**Conference games**

Overall record: 10-4 Conf: 10-4 Home: 6-1 Away: 4-3 Neutral: 0-0

#	Player	gp-gs	min	avg	Total		3-Point		F-Throw		Rebounds				pf	dq	a	to	blk	stl	pts	avg
					fg-fga	fg%	3fg-fga	3fg%	ft-fa	ft%	off	def	tot	avg								
01	Remy Martin	14-14	484	34.6	97-218	.445	35-92	.380	55-71	.775	5	36	41	2.9	22	0	55	48	0	15	284	20.3
11	Alonzo Verge Jr.	14-4	363	25.9	75-169	.444	10-32	.313	39-56	.696	7	37	44	3.1	20	0	29	29	3	17	199	14.2
02	Rob Edwards	14-11	416	29.7	55-144	.382	37-101	.366	29-39	.744	5	41	46	3.3	29	1	13	26	1	15	176	12.6
23	Romello White	14-14	414	29.6	52-96	.542	0-0	.000	31-45	.689	34	85	119	8.5	45	1	16	33	17	9	135	9.6
04	Kimani Lawrence	14-13	275	19.6	28-68	.412	10-32	.313	10-17	.588	16	27	43	3.1	28	0	9	10	6	6	76	5.4
24	Jalen Graham	13-0	146	11.2	22-31	.710	0-0	.000	3-10	.300	22	23	45	3.5	24	0	4	10	12	3	47	3.6
20	Khalid Thomas	7-0	57	8.1	9-14	.643	5-9	.556	1-1	1.000	2	7	9	1.3	4	0	2	2	0	1	24	3.4
35	Taeshon Cherry	10-7	183	18.3	10-41	.244	4-21	.190	2-7	.286	14	27	41	4.1	30	1	3	5	7	3	26	2.6
00	Mickey Mitchell	14-7	232	16.6	9-23	.391	1-4	.250	3-5	.600	10	27	37	2.6	34	1	10	12	5	10	22	1.6
10	Jaelen House	13-0	170	13.1	5-30	.167	2-15	.133	7-14	.500	3	13	16	1.2	17	0	8	7	1	11	19	1.5
05	Elias Valtonen	6-0	48	8.0	2-6	.333	1-2	.500	0-2	.000	0	3	3	0.5	5	0	1	3	0	4	5	0.8
03	Caleb Christopher	5-0	8	1.6	0-2	.000	0-1	.000	2-2	1.000	0	1	1	0.2	0	0	0	2	0	0	2	0.4
25	Grant Fogerty	2-0	1	0.5	0-0	.000	0-0	.000	0-0	.000	0	1	1	0.5	0	0	0	0	0	0	0	0.0
12	Micah Burno	2-0	1	0.5	0-0	.000	0-0	.000	0-0	.000	0	0	0	0.0	0	0	0	0	0	0	0	0.0
30	Kyle Feit	2-0	1	0.5	0-0	.000	0-0	.000	0-0	.000	0	0	0	0.0	0	0	0	0	0	0	0	0.0
15	John Olmsted	2-0	1	0.5	0-0	.000	0-0	.000	0-0	.000	0	1	1	0.5	0	0	0	0	0	0	0	0.0
Team											29	27	56				6					
Total.....		14	2800		364-842	.432	105-309	.340	182-269	.677	147	356	503	35.9	258	4	150	193	52	94	1015	72.5
Opponents.....		14	2800		342-785	.436	108-317	.341	203-298	.681	131	379	510	36.4	247	4	184	216	58	99	995	71.1

TEAM STATISTICS	ASU	OPP	Date	Opponent	Score	Att.
SCORING						
Points per game	72.5	71.1	* 01/04/20	at Arizona	L 47-75	14644
Scoring margin	+1.4	-	* 01/09/20	at Oregon St.	w 82-76	4828
FIELD GOALS-ATT	364-842	342-785	* 01/11/20	at Oregon	L 69-78	9213
Field goal pct	.432	.436	* 01/16/20	COLORADO	L 61-68	9479
3 POINT FG-ATT	105-309	108-317	* 01/18/20	UTAH	w 83-64	9608
3-point FG pct	.340	.341	* 01/25/20	ARIZONA	w 66-65	13500
3-pt FG made per game	7.5	7.7	* 01/29/20	at Washington St.	L 65-67	2811
FREE THROWS-ATT	182-269	203-298	* 02/01/20	at Washington	w 87-83	9066
Free throw pct	.677	.681	* 02/06/20	UCLA	w 84-66	7708
F-Throws made per game	13.0	14.5	* 02/08/20	SOUTHERN CALIFORNIA	w 66-64	9628
REBOUNDS	503	510	* 02/13/20	at Stanford	w 74-69	3312
Rebounds per game	35.9	36.4	* 02/16/20	at California	w 80-75	6046
Rebounding margin	-0.5	-	* 02/20/20	OREGON	w 77-72	12951
ASSISTS	150	184	* 02/22/20	OREGON ST.	w 74-73	9688
Assists per game	10.7	13.1	* - Conference game			
TURNOVERS	193	216				
Turnovers per game	13.8	15.4				
Turnover margin	+1.6	-				
Assist/turnover ratio	0.8	0.9				
STEALS	94	99				
Steals per game	6.7	7.1				
BLOCKS	52	58				
Blocks per game	3.7	4.1				
ATTENDANCE	72562	49920				
Home games-Avg/Game	7-10366	7-7131				
Neutral site-Avg/Game	-	0-0				

Score by Periods	1st	2nd	Totals
Arizona St.	451	564	1015
Opponents	456	539	995

**THE STAT CREW SYSTEM**  
**Arizona St. Points-Rebounds-Assists (as of Feb 25, 2020)**  
**All games**

Opponent	Date	Score	00		01		02		03		04		05		10	
			MITCHELL,M		MARTIN,REM		EDWARDS,RO		CHRISTOPHE		LAWRENCE,K		VALTONEN,E		HOUSE,JAEL	
vs Colorado	11/08/19	71-81	L	DNP	23-9-8		20-1-0		DNP		10-6-0		1-4-0		7-1-1	
CENTRAL CONN. ST.	11/14/19	90-49	w	DNP	14-2-3		23-4-1		4-2-0		6-5-1		1-3-0		14-4-5	
RIDER	11/17/19	92-55	w	DNP	20-3-3		5-3-0		0-0-0		2-2-0		6-3-1		20-5-2	
vs St. John's (NY)	11/23/19	80-67	w	DNP	19-4-2		13-7-0		0-0-0		1-1-0		10-2-2		11-6-3	
vs Virginia	11/24/19	45-48	L	DNP	21-1-3		10-6-0		DNP		0-3-0		0-3-0		0-4-3	
at PRIN	11/26/19	67-65	w	DNP	33-4-3		3-1-1		DNP		0-0-0		4-3-0		2-5-2	
at San Francisco	12/03/19	71-67	w	DNP	14-6-5		5-5-0		DNP		7-2-0		6-2-0		0-1-1	
LOUISIANA	12/07/19	77-65	w	DNP	15-1-4		17-5-1		DNP		2-3-0		0-2-2		9-4-1	
PRAIRIE VIEW	12/11/19	88-79	w	0-0-0	21-3-3		14-1-0		DNP		4-1-1		5-3-0		5-1-2	
GEORGIA	12/14/19	79-59	w	0-0-0	23-3-6		5-5-0		0-0-0		11-2-0		0-3-0		2-1-3	
vs Saint Mary's (CA)	12/18/19	56-96	L	0-5-1	0-1-1		0-4-0		DNP		0-1-0		0-2-0		0-1-0	
CREIGHTON	12/21/19	60-67	L	0-1-0	7-5-7		2-2-1		DNP		DNP		0-1-0		3-2-1	
TEXAS SOUTHERN	12/28/19	98-81	w	4-4-2	23-5-5		1-3-0		DNP		11-3-1		0-1-1		20-2-1	
at Arizona	01/04/20	47-75	L	2-3-0	20-3-1		2-2-0		0-0-0		8-5-0		DNP		3-4-0	
at Oregon St.	01/09/20	82-76	w	2-4-2	24-0-3		18-4-2		DNP		9-5-0		0-0-0		1-1-1	
at Oregon	01/11/20	69-78	L	2-4-0	29-3-6		11-2-0		DNP		6-3-1		DNP		9-1-1	
COLORADO	01/16/20	61-68	L	0-2-0	25-7-6		8-1-1		DNP		0-3-0		DNP		0-3-1	
UTAH	01/18/20	83-64	w	0-3-0	20-1-6		24-1-2		2-0-0		5-3-1		3-1-0		DNP	
ARIZONA	01/25/20	66-65	w	0-2-0	24-3-4		15-7-1		DNP		0-1-1		DNP		0-0-0	
at Washington St.	01/29/20	65-67	L	0-0-0	12-5-2		11-1-1		0-1-0		4-3-0		0-1-0		1-0-0	
at Washington	02/01/20	87-83	w	0-2-2	19-3-1		18-4-2		DNP		0-5-0		DNP		0-0-1	
UCLA	02/06/20	84-66	w	2-1-3	15-2-7		13-5-2		0-0-0		11-2-1		DNP		0-0-0	
SOUTHERN CALIFORNIA	02/08/20	66-64	w	2-1-0	22-5-3		11-4-0		DNP		0-3-3		DNP		0-5-0	
at Stanford	02/13/20	74-69	w	0-3-0	24-2-2		4-4-0		DNP		11-1-0		2-1-1		3-0-0	
at California	02/16/20	80-75	w	8-3-0	22-1-5		7-4-0		DNP		7-1-0		0-0-0		0-0-0	
OREGON	02/20/20	77-72	w	4-7-2	11-3-5		24-4-1		0-0-0		1-2-0		0-0-0		1-0-4	
OREGON ST.	02/22/20	74-73	w	0-2-1	17-3-4		10-3-1		DNP		14-6-2		DNP		1-2-0	

Opponent	Date	Score	11		20		22		23		24		30		35	
			ALONZO VE		THOMAS,KHA		ALLEN,ANDR		WHITE,ROME		GRAHAM,JAL		FEIT,KYLE		CHERRY,TAE	
vs Colorado	11/08/19	71-81	L	4-6-2	0-1-0		0-2-0		DNP		6-3-1		DNP		DNP	
CENTRAL CONN. ST.	11/14/19	90-49	w	10-2-5	0-2-0		0-1-0		2-11-1		10-4-3		1-1-0		4-2-0	
RIDER	11/17/19	92-55	w	11-6-4	2-0-0		0-1-0		11-7-1		4-4-0		5-0-0		6-3-3	
vs St. John's (NY)	11/23/19	80-67	w	DNP	0-0-0		0-0-0		15-9-0		4-4-0		2-0-0		5-3-2	
vs Virginia	11/24/19	45-48	L	DNP	0-0-1		DNP		10-3-0		2-0-0		DNP		2-1-0	
at PRIN	11/26/19	67-65	w	DNP	14-2-1		DNP		11-9-3		0-1-0		DNP		0-1-0	
at San Francisco	12/03/19	71-67	w	3-1-2	3-5-0		DNP		14-11-0		9-4-1		DNP		10-3-0	
LOUISIANA	12/07/19	77-65	w	4-3-2	2-3-0		DNP		19-14-0		0-2-1		DNP		9-2-2	
PRAIRIE VIEW	12/11/19	88-79	w	20-4-2	2-2-0		DNP		14-16-1		0-1-0		DNP		3-0-0	
GEORGIA	12/14/19	79-59	w	15-5-2	0-0-0		DNP		18-17-1		0-1-0		DNP		5-3-0	
vs Saint Mary's (CA)	12/18/19	56-96	L	43-3-2	0-0-0		DNP		5-12-0		0-1-0		0-1-0		8-0-0	
CREIGHTON	12/21/19	60-67	L	19-4-0	3-0-0		DNP		18-12-2		DNP		DNP		8-6-0	
TEXAS SOUTHERN	12/28/19	98-81	w	23-6-7	6-2-0		DNP		2-0-1		DNP		DNP		8-5-1	
at Arizona	01/04/20	47-75	L	8-2-1	DNP		DNP		0-5-0		4-2-0		DNP		0-4-0	
at Oregon St.	01/09/20	82-76	w	7-4-5	DNP		DNP		12-9-0		6-5-0		DNP		3-3-0	
at Oregon	01/11/20	69-78	L	0-3-3	DNP		DNP		7-9-1		2-0-0		DNP		3-0-0	
COLORADO	01/16/20	61-68	L	7-2-0	DNP		DNP		19-10-1		0-2-0		DNP		2-8-1	
UTAH	01/18/20	83-64	w	9-3-3	0-0-0		DNP		5-4-1		4-3-1		0-0-0		11-5-1	
ARIZONA	01/25/20	66-65	w	13-4-2	DNP		DNP		6-4-2		4-7-2		DNP		4-5-1	
at Washington St.	01/29/20	65-67	L	11-2-1	0-3-1		DNP		15-11-4		9-6-0		DNP		2-5-0	
at Washington	02/01/20	87-83	w	18-5-2	10-2-0		DNP		18-7-1		4-7-0		DNP		0-3-0	
UCLA	02/06/20	84-66	w	26-1-2	9-2-0		DNP		8-16-1		DNP		0-0-0		0-2-0	
SOUTHERN CALIFORNIA	02/08/20	66-64	w	16-1-0	5-1-1		DNP		7-10-0		2-2-0		DNP		1-6-0	
at Stanford	02/13/20	74-69	w	19-7-4	DNP		DNP		5-6-1		6-5-1		DNP		DNP	
at California	02/16/20	80-75	w	22-6-2	DNP		DNP		10-10-1		4-5-0		DNP		DNP	
OREGON	02/20/20	77-72	w	26-3-3	0-1-0		DNP		8-11-2		2-1-0		DNP		DNP	
OREGON ST.	02/22/20	74-73	w	17-1-1	0-0-0		DNP		15-7-1		0-0-0		DNP		DNP	



**THE STAT CREW SYSTEM**  
**Arizona St. Team Game-by-Game Comparison (as of Feb 25, 2020)**  
**All games**

Opponent	1st	2nd	Score	Mar	Total FG	FG Pct	3-Pointers	3FG Pct	Free Throws	FT Pct	Rebounds	Assist	T/Over	Block	Steal	Fouls
Colorado	29/42	42/39	71-81	(10)	25-65/30-65	.385/.462	8-20/6-16	.400/.375	13-18/15-25	.722/.600	36/48 (12)	12/12	16/18	6/3	10/6	24/14
CENTRAL CONN. ST.	43/23	47/26	90-49	+41	29-65/17-57	.446/.298	7-27/4-17	.259/.235	25-33/11-21	.758/.524	46/39 +7	19/9	11/23	5/5	14/6	18/28
RIDER	43/24	49/31	92-55	+37	35-82/23-60	.427/.383	10-32/3-21	.313/.143	12-20/6-14	.600/.429	45/47 (2)	15/10	7/29	6/3	16/7	18/22
St. John's (NY)	31/40	49/27	80-67	+13	28-61/25-66	.459/.379	5-19/3-16	.263/.188	19-26/14-22	.731/.636	39/41 (2)	9/9	13/16	4/4	6/4	19/21
Virginia	21/26	24/22	45-48	(3)	17-42/18-49	.405/.367	5-19/5-16	.263/.313	6-10/7-7	.600/1000	26/31 (5)	7/6	15/13	2/5	8/4	13/13
PRIN	26/31	41/34	67-65	+2	24-53/27-57	.453/.474	8-16/7-26	.500/.269	11-17/4-9	.647/.444	28/35 (7)	10/13	8/11	1/3	5/3	15/17
San Francisco	35/30	36/37	71-67	+4	26-62/24-66	.419/.364	5-12/8-28	.417/.286	14-19/11-16	.737/.688	42/41 +1	9/5	12/11	2/6	7/7	16/17
LOUISIANA	38/26	39/39	77-65	+12	28-67/21-49	.418/.429	6-26/8-24	.231/.333	15-22/15-20	.682/.750	42/34 +8	13/7	12/20	1/3	10/4	18/20
PRAIRIE VIEW	43/36	45/43	88-79	+9	23-51/25-58	.451/.431	5-17/8-16	.294/.500	37-51/21-33	.725/.636	34/39 (5)	9/16	13/20	4/3	8/6	25/31
GEORGIA	39/31	40/28	79-59	+20	33-67/23-66	.493/.348	6-25/2-24	.240/.083	7-16/11-20	.438/.550	42/43 (1)	12/12	17/19	1/1	9/11	18/20
Saint Mary's (CA)	19/51	37/45	56-96	(40)	23-64/34-57	.359/.596	3-22/16-26	.136/.615	7-8/12-17	.875/.706	33/37 (4)	4/19	15/10	3/3	5/10	20/16
CREIGHTON	32/30	28/37	60-67	(7)	23-65/27-61	.354/.443	7-26/7-24	.269/.292	7-10/6-8	.700/.750	37/43 (6)	11/15	11/11	3/4	5/2	14/15
TEXAS SOUTHERN	48/33	50/48	98-81	+17	36-63/26-60	.571/.433	12-25/9-22	.480/.409	14-21/20-24	.667/.833	32/33 (1)	19/16	16/22	1/0	13/5	19/22
Arizona	17/36	30/39	47-75	(28)	18-59/30-63	.305/.476	3-21/4-15	.143/.267	8-19/11-22	.421/.500	35/49 (14)	2/17	15/13	5/6	4/6	22/18
Oregon St.	36/25	46/51	82-76	+6	29-60/23-50	.483/.460	8-16/8-21	.500/.381	16-24/22-31	.667/.710	38/31 +7	13/13	12/14	3/5	10/5	24/18
Oregon	31/40	38/38	69-78	(9)	23-59/26-54	.390/.481	9-29/12-29	.310/.414	14-16/14-23	.875/.609	28/37 (9)	12/16	9/12	2/4	4/4	18/16
COLORADO	28/28	33/40	61-68	(7)	24-70/21-52	.343/.404	6-23/7-18	.261/.389	7-11/19-26	.636/.731	42/40 +2	10/13	14/13	7/3	3/8	22/16
UTAH	29/23	54/41	83-64	+19	30-58/22-56	.517/.393	11-18/6-24	.611/.250	12-18/14-20	.667/.700	30/38 (8)	15/16	12/18	6/3	6/6	16/14
ARIZONA	30/43	36/22	66-65	+1	28-72/23-57	.389/.404	6-29/6-20	.207/.300	4-9/13-18	.444/.722	41/43 (2)	13/11	12/18	5/5	8/7	15/13
Washington St.	31/37	34/30	65-67	(2)	26-63/23-56	.413/.411	5-19/10-25	.263/.400	8-15/11-16	.533/.688	42/34 +8	9/14	21/19	4/4	8/12	15/16
Washington	39/33	48/50	87-83	+4	26-57/24-62	.456/.387	8-28/9-31	.286/.290	27-33/26-35	.818/.743	42/33 +9	9/10	19/14	2/5	8/12	26/23
UCLA	39/28	45/38	84-66	+18	29-58/22-58	.500/.379	14-24/7-25	.583/.280	12-17/15-22	.706/.682	36/36 -	16/10	9/10	4/2	4/4	14/15
SOUTHERN CALIFORNIA	32/40	34/24	66-64	+2	21-67/23-55	.313/.418	8-25/8-20	.320/.400	16-20/10-17	.800/.588	42/42 -	7/11	16/24	5/9	12/9	17/19
Stanford	36/29	38/40	74-69	+5	29-53/26-50	.547/.520	5-16/6-21	.313/.286	11-16/11-16	.688/.688	30/21 +9	9/13	20/20	0/4	5/9	19/15
California	32/31	48/44	80-75	+5	26-53/27-58	.491/.466	7-15/7-18	.467/.389	21-30/14-20	.700/.700	31/34 (3)	8/10	9/10	4/1	5/4	18/24
OREGON	34/23	43/49	77-72	+5	29-60/26-62	.483/.419	8-21/8-28	.381/.286	11-21/12-19	.524/.632	38/42 (4)	17/14	13/16	1/5	9/6	16/20
OREGON ST.	37/40	37/33	74-73	+1	26-53/26-52	.491/.500	7-25/10-22	.280/.455	15-20/11-13	.750/.846	28/30 (2)	10/16	12/15	4/2	8/7	16/20

Note: Game totals are displayed in the format TEAM/OPPONENT for each category

## Individual Career History

### Rob Edwards

			Total		3-Point		F-Throws		Rebounds											Scoring	
Season	gp-gs	min/avg	fg-fga	pct	fg-fga	pct	ft-fta	pct	off	def	tot	avg	pf	fo	ast	to	blk	stl	pts	avg	
2015-16*	32-29	994/31.1	130-331	.393	49-124	.395	89-119	.748	21	104	125	3.9	71	0	46	109	1	37	398	12.4	
2016-17*	31-30	964/31.1	167-404	.413	63-178	.354	114-149	.765	29	110	139	4.5	68	0	53	95	5	41	511	16.5	
2018-19	28-21	820/29.3	94-273	.344	51-136	.375	71-85	.835	9	83	92	3.3	55	0	36	37	5	28	310	11.1	
2019-20	27-24	760/28.1	95-263	.361	57-165	.345	47-63	.746	14	79	93	3.4	59	1	17	50	2	22	294	10.9	
TOTAL	55-45	1580/28.7	189-536	.353	108-301	.359	118-148	.797	23	162	185	3.4	114	1	53	87	7	50	604	11.0	
All*	118-104	3538/30.0	486-1271	.382	220-603	.365	321-416	.772	73	376	449	3.8	253	1	152	291	13	128	1513	12.8	

\* Statistics from prior team/school

### Kimani Lawrence

			Total		3-Point		F-Throws		Rebounds											Scoring	
Season	gp-gs	min/avg	fg-fga	pct	fg-fga	pct	ft-fta	pct	off	def	tot	avg	pf	fo	ast	to	blk	stl	pts	avg	
2017-18	19-0	186/9.8	22-48	.458	3-15	.200	11-13	.846	10	23	33	1.7	31	0	3	9	8	7	58	3.1	
2018-19	34-15	851/25.0	99-236	.419	33-105	.314	62-83	.747	36	83	119	3.5	89	2	43	46	8	19	293	8.6	
2019-20	26-19	451/17.3	49-119	.412	14-52	.269	18-37	.486	26	46	72	2.8	52	1	12	21	9	17	130	5.0	
TOTAL	79-34	1488/18.8	170-403	.422	50-172	.291	91-133	.684	72	152	224	2.8	172	3	58	76	25	43	481	6.1	

### Remy Martin

			Total		3-Point		F-Throws		Rebounds											Scoring	
Season	gp-gs	min/avg	fg-fga	pct	fg-fga	pct	ft-fta	pct	off	def	tot	avg	pf	fo	ast	to	blk	stl	pts	avg	
2017-18	32-0	762/23.8	107-236	.453	23-62	.371	71-94	.755	22	73	95	3.0	48	0	94	43	2	36	308	9.6	
2018-19	32-28	1042/32.6	139-346	.402	43-138	.312	92-125	.736	21	80	101	3.2	43	0	160	67	1	40	413	12.9	
2019-20	27-27	902/33.4	178-401	.444	55-155	.355	106-139	.763	12	76	88	3.3	41	0	108	85	1	42	517	19.1	
TOTAL	91-55	2706/29.7	424-983	.431	121-355	.341	269-358	.751	55	229	284	3.1	132	0	362	195	4	118	1238	13.6	

### Mickey Mitchell

			Total		3-Point		F-Throws		Rebounds											Scoring	
Season	gp-gs	min/avg	fg-fga	pct	fg-fga	pct	ft-fta	pct	off	def	tot	avg	pf	fo	ast	to	blk	stl	pts	avg	
2015-16*	23-7	295/12.8	17-48	.354	1-4	.250	12-23	.522	20	44	64	2.8	41	0	15	24	6	7	47	2.0	
2017-18	24-11	541/22.5	50-99	.505	7-20	.350	33-49	.673	35	90	125	5.2	72	2	39	33	13	21	140	5.8	
2018-19	6-0	53/8.8	5-7	.714	1-1	1.000	1-8	.125	6	10	16	2.7	7	0	6	6	0	1	12	2.0	
2019-20	19-7	278/14.6	11-31	.355	1-5	.200	3-6	.500	15	32	47	2.5	41	1	13	13	5	13	26	1.4	
TOTAL	49-18	872/17.8	66-137	.482	9-26	.346	37-63	.587	56	132	188	3.8	120	3	58	52	18	35	178	3.6	
All*	72-25	1167/16.2	83-185	.449	10-30	.333	49-86	.570	76	176	252	3.5	161	3	73	76	24	42	225	3.1	

\* Statistics from prior team/school

### Elias Valtonen

			Total		3-Point		F-Throws		Rebounds											Scoring	
Season	gp-gs	min/avg	fg-fga	pct	fg-fga	pct	ft-fta	pct	off	def	tot	avg	pf	fo	ast	to	blk	stl	pts	avg	
2018-19	21-0	78/3.7	5-9	.556	4-8	.500	2-2	1.000	1	7	8	0.4	7	0	2	6	4	3	16	0.8	
2019-20	19-8	271/14.3	12-32	.375	7-14	.500	7-15	.467	4	31	35	1.8	32	0	7	10	2	9	38	2.0	
TOTAL	40-8	349/8.7	17-41	.415	11-22	.500	9-17	.529	5	38	43	1.1	39	0	9	16	6	12	54	1.4	

### Romello White

			Total		3-Point		F-Throws		Rebounds											Scoring	
Season	gp-gs	min/avg	fg-fga	pct	fg-fga	pct	ft-fta	pct	off	def	tot	avg	pf	fo	ast	to	blk	stl	pts	avg	
2017-18	31-31	752/24.3	120-184	.652	0-0	.000	85-154	.552	79	141	220	7.1	100	6	13	44	23	8	325	10.5	
2018-19	34-32	851/25.0	113-189	.598	0-0	.000	70-121	.579	77	100	177	5.2	106	5	11	45	24	13	296	8.7	
2019-20	26-25	739/28.4	103-170	.606	0-0	.000	68-103	.660	72	168	240	9.2	64	1	26	54	31	13	274	10.5	
TOTAL	91-88	2342/25.7	336-543	.619	0-0	.000	223-378	.590	228	409	637	7.0	270	12	50	143	78	34	895	9.8	

**THE STAT CREW SYSTEM**  
**Arizona St. Game-by-Game Highs (as of Feb 25, 2020)**  
**All games**

Opponent	Date	Score	Points	Rebounds	Assists	Steals	Blocked shots
vs Colorado	11/08/19	71-81	23-Remy Martin	9-Remy Martin	8-Remy Martin	5-Remy Martin	5-Jalen Graham
CENTRAL CONN. ST.	11/14/19	90-49	23-Rob Edwards	11-Romello White	5-Alonzo Verge Jr. Jaelen House	4-Jaelen House	3-Romello White
RIDER	11/17/19	92-55	20-Jaelen House Remy Martin	7-Romello White	4-Alonzo Verge Jr.	4-Remy Martin Alonzo Verge Jr.	2-Romello White Jalen Graham
vs St. John's (NY)	11/23/19	80-67	19-Remy Martin	9-Romello White	3-Jaelen House	3-Jaelen House	4-Jalen Graham
vs Virginia	11/24/19	45-48	21-Remy Martin	6-Rob Edwards	3-Remy Martin Jaelen House	2-Khalid Thomas Remy Martin	1-Taeshon Cherry Romello White
at PRIN	11/26/19	67-65	33-Remy Martin	9-Romello White	3-Remy Martin Romello White	2-Remy Martin Rob Edwards	1-Romello White
at San Francisco	12/03/19	71-67	14-Romello White Remy Martin	11-Romello White	5-Remy Martin	2-Khalid Thomas Remy Martin	1-Khalid Thomas Elias Valtonen
LOUISIANA	12/07/19	77-65	19-Romello White	14-Romello White	4-Remy Martin	2-Remy Martin Kimani Lawrence	1-Romello White
PRAIRIE VIEW	12/11/19	88-79	21-Remy Martin	16-Romello White	3-Remy Martin	3-Remy Martin Kimani Lawrence	2-Romello White
GEORGIA	12/14/19	79-59	23-Remy Martin	17-Romello White	6-Remy Martin	6-Jaelen House	1-Romello White
vs Saint Mary's (CA)	12/18/19	56-96	43-Alonzo Verge Jr.	12-Romello White	2-Alonzo Verge Jr.	2-Mickey Mitchell	1-Rob Edwards Jalen Graham Romello White
CREIGHTON	12/21/19	60-67	19-Alonzo Verge Jr.	12-Romello White	7-Remy Martin	2-Remy Martin Alonzo Verge Jr.	2-Romello White
TEXAS SOUTHERN	12/28/19	98-81	23-Remy Martin Alonzo Verge Jr.	6-Alonzo Verge Jr.	7-Alonzo Verge Jr.	3-Kimani Lawrence	1-Elias Valtonen
at Arizona	01/04/20	47-75	20-Remy Martin	5-Romello White Kimani Lawrence	1-Alonzo Verge Jr. Remy Martin	2-Remy Martin	4-Kimani Lawrence
at Oregon St.	01/09/20	82-76	24-Remy Martin	9-Romello White	5-Alonzo Verge Jr.	4-Alonzo Verge Jr.	2-Jalen Graham
at Oregon	01/11/20	69-78	29-Remy Martin	9-Romello White	6-Remy Martin	2-Romello White	1-Romello White Taeshon Cherry
COLORADO	01/16/20	61-68	25-Remy Martin	10-Romello White	6-Remy Martin	1-Remy Martin Jaelen House Rob Edwards	3-Romello White
UTAH	01/18/20	83-64	24-Rob Edwards	5-Taeshon Cherry	6-Remy Martin	3-Kimani Lawrence	2-Jalen Graham
ARIZONA	01/25/20	66-65	24-Remy Martin	7-Jalen Graham Rob Edwards	4-Remy Martin	2-Remy Martin Alonzo Verge Jr. Rob Edwards	2-Romello White
at Washington St.	01/29/20	65-67	15-Romello White	11-Romello White	4-Romello White	3-Alonzo Verge Jr.	2-Taeshon Cherry
at Washington	02/01/20	87-83	19-Remy Martin	7-Jalen Graham Romello White	2-Rob Edwards Mickey Mitchell Alonzo Verge Jr.	2-Rob Edwards	2-Romello White
UCLA	02/06/20	84-66	26-Alonzo Verge Jr.	16-Romello White	7-Remy Martin	1-Mickey Mitchell Remy Martin Jaelen House Alonzo Verge Jr.	2-Romello White
SOUTHERN CALIFORNIA	02/08/20	66-64	22-Remy Martin	10-Romello White	3-Remy Martin Kimani Lawrence	3-Romello White	2-Jalen Graham Romello White
at Stanford	02/13/20	74-69	24-Remy Martin	7-Alonzo Verge Jr.	4-Alonzo Verge Jr.	2-Mickey Mitchell	None
at California	02/16/20	80-75	22-Alonzo Verge Jr. Remy Martin	10-Romello White	5-Remy Martin	2-Jalen Graham	2-Romello White
OREGON	02/20/20	77-72	26-Alonzo Verge Jr.	11-Romello White	5-Remy Martin	3-Jaelen House Alonzo Verge Jr. Mickey Mitchell	1-Jalen Graham
OREGON ST.	02/22/20	74-73	17-Remy Martin	7-Romello White	4-Remy Martin	2-Rob Edwards	1-Kimani Lawrence

# SUN DEVIL INDIVIDUAL HIGHS (THROUGH FEB. 22 OREGON STATE GAME)

## #00 MICKEY MITCHELL HIGHS

**SEASON** ..... **CAREER**  
8 at California (2/16/20) ..... **POINTS** ..... 12 (3 times)  
7 vs. TX-SO (12/28/19) ..... **REBOUNDS** ..... 13 vs. Vanderbilt (12/17/17)  
3 vs. #14 Oregon (2/20/20) ..... **STEALS** ..... 3 vs. ARIZONA (2/15/18)  
31 vs. #14 Oregon (2/20/20) ..... **MIN.** ..... 33 at Stanford (1/17/18)

## #1 REMY MARTIN CAREER HIGHS

**POINTS:** 33 at Princeton (11/26/19)  
**FG MADE:** 13 at Princeton (11/26/19)  
**FG ATT:** 23 vs. COLORADO (1/16/20)/at Princeton (11/26/19)  
**3-PT MADE:** 5 vs. ARIZONA (1/31/19)  
**REBOUNDS:** 9 vs. Colorado/China (11/8/19)  
**ASSISTS:** 8 vs. Colorado/China (11/8/19)  
**FT MADE:** 9 vs. PRAIRIE VIEW A&M (12/11/19)  
**FT ATT.:** 14 vs. vs. ARIZONA (1/31/19)  
**MINUTES:** 41 vs. ARIZONA (1/31/19)

## #2 ROB EDWARDS SUN DEVIL HIGHS

**CLEVELAND STATE POINTS:** 32 at Oakland (1/16/17)  
**ASU POINTS:** 28 at Utah (2/16/19)  
**SEASON POINTS:** 24 vs. #14 Oregon (2/20/20); vs. UTAH (1/18/20)  
**3-POINT FIELD GOALS:** 5 (three times)  
**REBOUNDS:** 8 vs. St. John's (3/20/19)  
**MINUTES:** 41 vs. CAL STATE FULLERTON (11/6/18)

## #4 KIMANI LAWRENCE SUN DEVIL HIGHS

**SEASON** ..... **CAREER**  
14 vs. Oregon St. (2/22/20) ..... **POINTS** ..... 22 vs. #15 Miss. St. (11/19/18)  
6 (2x) vs. OSU (2/22/20) ..... **REBOUNDS** ..... 8 (2x) at Vanderbilt (12/17/18)  
3 vs. USC (2/8/20) ..... **ASSISTS** ..... 5 (2x) vs. TX-SO (12/1/18)  
29 at #25 Arizona (1/4/20) ..... **MINUTES** ..... 39 (2x) vs. TX-SO (12/1/18)

## #5 ELIAS VALTONEN CAREER HIGHS

**POINTS:** 10 vs. St. John's (11/23/19)  
**REBOUNDS:** 4 vs. Colorado (11/9/19)  
**ASSISTS:** 2 (twice)  
**MINUTES:** 28 vs. St. John's (11/23/19)

## #10 JAELEN HOUSE CAREER HIGHS

**POINTS:** 20 vs. TEXAS SOUTHERN (12/28) and RIDER (11/17/19)  
**REBOUNDS:** 6 vs. St. John's (11/23/19)  
**3-POINT FIELD GOALS:** 5 vs. TEXAS SOUTHERN (12/28/19)  
**ASSISTS:** 5 vs. CCSU (11/14/19)  
**STEALS:** 6 vs. Georgia (12/14/19)  
**MINUTES:** 30 (twice)

## #11 ALONZO VERGE JR. HIGHS

**POINTS:** 43 vs. Saint Mary's (12/18/19)  
**REBOUNDS:** 7 at Stanford (2/13/20)  
**ASSISTS:** 7 vs. TEXAS SOUTHERN (12/28/19)  
**STEALS:** 4 (twice)  
**FT MADE:** 10 at California (2/16/20)  
**FT ATTEMPTED:** 11 at California (2/16/20)  
**MINUTES:** 37 vs. CREIGHTON (12/21/19)

## ALONZO VERGE TOP SCORING GAMES (11-2 WHEN HE SCORES 13/5-1 WHEN SCORES 20)

43 vs. St. Mary's (12/18/19)  
26 vs. #14 Oregon (2/20/20)  
26 vs. UCLA (2/6/20)  
23 vs. Texas Southern (12/28/19)  
22 at California (2/16/20)  
20 vs. Prairie View A&M (12/11/19)  
19 at Stanford (2/13/20)  
19 vs. Creighton (12/21/19)  
18 at Washington (2/1/20)  
17 vs. Oregon State (2/22/20)  
16 vs. USC (2/8/20)  
15 vs. Georgia (12/14/19)  
13 vs. Arizona (1/25/20)

## #20 KHALID THOMAS HIGHS

**POINTS:** 14 at Princeton (11/26/19)  
**REBOUNDS:** 5 at San Francisco (12/3/19)  
**MINUTES:** 24 at Princeton (12/3/19)

## #23 ROMELLO WHITE CAREER HIGHS

✓ AAU coach was Jerry Stackhouse  
**POINTS:** 25 vs Northern Arizona (11/17/17)  
**REBOUNDS:** 17 vs. GEORGIA (12/14/19)  
**FG MADE:** 10 (2x) at Washington State (2/4/18)  
**FG ATTEMPTED:** 12 vs. Colorado (1/16/20)  
**FREE THROWS MADE:** 11 at Stanford (1/17/18)  
**FREE THROWS ATTEMPTED:** 14 (twice)  
**BLOCKS:** 3 (many times; vs. CCSU 11/14/19)  
**MINUTES:** 39 vs Kansas State (11/23/17)

## #24 JALEN GRAHAM HIGHS

**POINTS:** 10 vs. Central Connecticut State (11/14/19)  
**REBOUNDS:** 7 (2x) at Wahshington (2/1/20)/vs. #22 ARIZONA (1/25/20)  
**BLOCKS:** 5 vs. Colorado/China (11/8/19)  
**MINUTES:** 28 vs. Colorado/China (11/8/19)

## #35 TAESHON CHERRY HIGHS

**SEASON** ..... **CAREER**  
11 vs. UTAH (1/18/20) ..... **POINTS** ..... 19 vs. OMAHA (11/28/18)  
**REBOUNDS** ..... 8 vs. COLORADO (1/16/20)  
**STEALS** ..... 4 vs. #1 KANSAS (12/22/18)  
2 (twice) ..... **3-PT FG MADE** ..... 5 VS. OREGON (1/19/19)  
29 vs. UTAH (1/18/20) ..... **MINUTES** . 31 vs. (2x) vs. TX-SO (12/1/18)

## 2019-20 SUN DEVIL HIGHS AND LOWS (19-8; 10-4)

### SUN DEVIL TEAM HIGHS

**POINTS:** 98 vs. TEXAS SOUTHERN  
**FIELD GOALS:** 36 vs. TEXAS SOUTHERN  
**FIELD GOAL ATTEMPTS:** 82 vs. RIDER  
**FIELD GOAL%:** .571 vs. TEXAS SOUTHERN (36-63)  
**3-PT FIELD GOALS:** 14 vs UCLA  
**3-PT FIELD GOALS ATT:** 32 vs. RIDER  
**3-PT % (10 ATT.):** .611 vs. UTAH (11-18)  
**FREE THROWS:** 37 vs. PRAIRIE VIEW A&M  
**FREE THROWS ATTEMPTED:** 51 vs. PRAIRIE VIEW A&M  
**FREE THROW % (10 ATT.):** .875 at #9 Oregon (14-16)  
**REBOUNDS:** 46 vs. CENTRAL CONNECTICUT STATE  
**ASSISTS:** 19 vs. TEXAS SOUTHERN/CENTRAL CONNECTICUT ST.  
**STEALS:** 16 vs. RIDER  
**BLOCKS:** 7 vs. #20 COLORADO  
**TURNOVERS:** 21 at Washington State  
**FOULS:** 26 at Washington  
**FIRST HALF POINTS:** 48 vs. TEXAS SOUTHERN  
**SECOND HALF POINTS:** 54 vs. UTAH

### SUN DEVIL TEAM LOWS

**POINTS:** 45 vs. Virginia  
**FIELD GOALS:** 17 vs. Virginia  
**FIELD GOAL ATTEMPTS:** 42 vs. Virginia  
**FIELD GOAL%:** .305/18-59 at #25 Arizona  
**3-PT FIELD GOALS:** 3 (twice)  
**3-PT FIELD GOALS ATT:** 12 at San Francisco  
**3-PT % (10 ATT.):** .136/3-22 vs. St. Mary's  
**FREE THROWS:** 4 vs. #22 ARIZONA  
**FREE THROWS ATTEMPTED:** 8 vs. St. Mary's  
**FREE THROW % (10 ATT.):** .421/8-19 at #25 Arizona  
**REBOUNDS:** 26 vs. Virginia  
**ASSISTS:** 2 at #25 Arizona  
**STEALS:** 3 vs. COLORADO  
**BLOCKS:** 0 at Stanford  
**TURNOVERS:** 7 vs. RIDER  
**FOULS:** 13 vs. Virginia  
**FIRST HALF POINTS:** 17 at #25 Arizona  
**SECOND HALF POINTS:** 24 vs. Virginia

### SUN DEVIL INDIVIDUAL HIGHS

**POINTS:** 43 by Alonzo Verge Jr. vs. Saint Mary's  
**FIELD GOALS:** 18 by Alonzo Verge Jr. vs. Saint Mary's  
**FIELD GOAL ATTEMPTS:** 29 by Alonzo Verge Jr. vs. Saint Mary's  
**3-PT FGS:** 5 by House vs. Texas Southern/Edwards vs. UTAH/CCSU  
**3-PT ATT:** 12 by Rob Edwards vs. #22 ARIZONA  
**FREE THROWS:** 10 by Romello White vs. PRAIRIE VIEW A&M  
**FT ATTEMPTED:** 14 by Romello White vs. PRAIRIE VIEW A&M  
**FREE THROW % (8 ATT.):** Remy Martin 8-8 at #9 Oregon/at UW  
**REBOUNDS:** 17 by Romello White vs. GEORGIA  
**ASSISTS:** 8 by Remy Martin vs. Colorado  
**STEALS:** 6 by Jaelen House vs. GEORGIA  
**BLOCKS:** 5 by Jalen Graham vs. Colorado

### OPPONENT TEAM HIGHS

**POINTS:** 96 by Saint Mary's  
**FIELD GOALS:** 34 by Saint Mary's  
**FIELD GOAL ATTEMPTS:** 66 (3 times)  
**FIELD GOAL %:** .596/34-57 vs. St. Mary's  
**3-POINTERS:** 16 vs. St. Mary's  
**3-POINTER ATTEMPTS:** 31 at Washington  
**3-POINT % (10 ATT.):** .615/16-26 vs. St. Mary's  
**FREE THROWS:** 26 at Washington  
**FREE THROW ATTEMPTS:** 35 at Washington  
**FREE THROW % (10 ATT.):** .833 by TEXAS SOUTHERN (20-24)  
**REBOUNDS:** 49 by #25 Arizona  
**ASSISTS:** 19 by Saint Mary's  
**STEALS:** 12 at Washington State/Washington  
**BLOCKS:** 9 vs. USC  
**TURNOVERS:** 29 vs. RIDER  
**FOULS:** 31 by PRAIRIE VIEW A&M  
**FIRST HALF POINTS:** 51 by Saint Mary's  
**SECOND HALF POINTS:** 45 by Saint Mary's

### OPPONENT TEAM LOWS

**POINTS:** 48 vs. Virginia  
**FIELD GOALS:** 17 vs. CENTRAL CONNECTICUT STATE  
**FIELD GOAL ATTEMPTS:** 49 (twice)  
**FIELD GOAL %:** .298/17-57 vs. CENTRAL CONNECTICUT STATE  
**3-POINTERS:** 2 by GEORGIA  
**3-POINTER ATTEMPTS:** 15 at #25 Arizona  
**3-POINT % (10 ATT.):** .083/2-24 by GEORGIA  
**FREE THROWS:** 4 at Princeton  
**FT ATTEMPTS:** 7 by Virginia  
**FREE THROW % (10 ATT.):** .429/by RIDER (6-14)  
**REBOUNDS:** 21 at Stanford  
**ASSISTS:** 5 at San Francisco  
**STEALS:** 2 by CREIGHTON  
**BLOCKS:** 0 by TEXAS SOUTHERN  
**TURNOVERS:** 10 vs. Saint Mary's/UCLA/at Cal  
**FOULS:** 13 by #7 Virginia/#22 ARIZONA

### OPPONENT INDIVIDUAL HIGHS

**POINTS:** 34 by Jordan Ford of Saint Mary's  
**FIELD GOALS:** 12 by Jordan Ford of Saint Mary's  
**FIELD GOAL ATTEMPTS:** 19 by CJ Ellenby at Wazzu  
**FG % (5 MADE):** .889/8-9 by Ethan Thompson at Oregon State  
**3-PT FGS:** 7 by Jordan Ford of Saint Mary's  
**3-PT ATT:** 11 by Jordan Ford of Saint Mary's  
**FREE THROWS:** 9 by Zeke Nnaji of ARIZONA  
**FT ATTEMPTED:** 13 by Darius Williams of PRAIRIE VIEW A&M  
**REBOUNDS:** 18 by Richmond Arirguzoh at Princeton  
**ASSISTS:** 12 by Tyrik Armstrong of TEXAS SOUTHERN  
**STEALS:** 5 by Hameir Wright at Washington  
**BLOCKS:** 4 by Kyle Kelly at Oregon State



# Competition Under Coach Hurley



**WE WILL  
CONTINUE TO  
SEEK OUT THE  
OPPORTUNITY  
TO COMPETE  
AGAINST THE  
BEST.**

**BOBBY HURLEY**  
HEAD COACH // SUN DEVIL HOOPS

Coach Bobby Hurley and his staff have played non-conference games against some of the best and have proven they are not afraid to go on the road. Expect the effort to schedule the best to continue. In his first five years he has played road games all over the nation against all conferences with trips to Creighton, Georgia, Kansas, Kentucky, Princeton, San Diego State, San Francisco, UNLV and Vanderbilt.

## SUN DEVIL TEAMS PLAYED OR TO BE PLAYED SINCE HIRING OF BOBBY HURLEY

Creighton (Big East)	Nevada (MWC)	UNLV (MWC)
Georgia (SEC)	NC State (ACC)	Utah State (MWC)
Kansas (Big 12)	Purdue (Big 10)	Vanderbilt (SEC)
Kansas State (Big 12)	San Diego State (MWC)	Virginia (ACC)
Kentucky (SEC)	St. John's (Big East)	Xavier (Big East)
Marquette (Big East)	St. Mary's (WCC)	
Mississippi State (SEC)	Texas A&M (SEC)	



# Sun Devil Men's Basketball Head Coach Bobby Hurley

## SUN DEVIL NOTABLES UNDER HEAD COACH BOBBY HURLEY



Hurley coaching courtside against No. 1 Kansas.


- Named 14th men's basketball coach of ASU on April 9, 2015.
- Sun Devils matched highest ranking in school history (third) in December of 2017.
- Finished second in Pac-12 in 2018-19 (12-6) for just the fourth time in school history (41 seasons).
- Defeated No. 1 Kansas on Dec. 22, 2018, the program's only home victory against the nation's top-ranked team.
- Notched its first NCAA Tournament win since 2009 and posted 23 wins for just the eighth time in school history in 2018-19.
- Prior to its past two NCAA appearances, ASU had made the NCAA Tournament three times in the previous 22 seasons (1996-2017).
- ASU has averaged 80.04 points per game the past two seasons, tops in the Pac-12.
- ASU had not made March Madness in back-to-back years since 1980-81, yet now ASU is the only Pac-12 school to make the NCAAs the last two seasons.
- Won exempt tournaments in November of 2017 and 2018 after not winning one since November of 1994.
- In 2017-18 ASU averaged a school-record 10,603 fans, as the 4,103 extra bodies from 2016-17 to 2017-18 was the second-best increase in all of college hoops.



Hurley celebrating with the team after beating No.1 Kansas in 2018.




# 2019-20 SUN DEVIL TV ROSTER



**00 MICKEY MITCHELL**  
F 6-7 225 SR  
Orlando, FL



**1 REMY MARTIN**  
G 6-0 175 JR  
Chatsworth, CA



**2 ROB EDWARDS**  
G 6-5 205 SR  
Detroit, MI




**3 CALEB CHRISTOPHER**  
G 6-1 180 FR  
Carson, CA




**4 KIMANI LAWRENCE**  
F 6-8 220 JR  
Providence, RI



**5 ELIAS VALTONEN**  
G 6-7 195 SO  
Eura, Finland



**10 JAELEN HOUSE**  
G 6-2 160 FR  
Phoenix, AZ




**11 ALONZO VERGE, JR.**  
G 6-3 165 JR  
Chicago, IL




**12 MICAH BURNO**  
G 6-0 180 FR  
Scottsdale, AZ



**15 JOHN OLMSTED**  
F 6-10 215 FR  
Morenci, AZ



**20 KHALID THOMAS**  
F 6-9 210 JR  
Portland, OR



**22 ANDRE ALLEN**  
F 6-9 210 JR  
Los Angeles, CA



**23 ROMELLO WHITE**  
F 6-8 245 JR  
Atlanta, GA



**24 JALEN GRAHAM**  
F 6-9 205 FR  
Phoenix, AZ



**25 GRANT FOGERTY**  
G 6-0 175 SR  
Scottsdale, AZ



**30 KYLE FEIT**  
G 6-4 190 SO  
West Palm Beach, FL



**35 TAESHON CHERRY**  
F 6-8 210 SO  
El Cajon, CA