

ASU 2019-2020 SCHEDULE

Date Opp. (TV/Radio).....FINAL/TIP

11/9 Colorado (ESPN2).....L, 71-81

AIR FORCE RESERVE TIP-OFF/TEMPE

11/14 CCSU (P12/92.3 FM).....W, 90-49

11/17 Rider (P12/620 AM).....W, 92-55

AIR FORCE RESERVE TIP-OFF/CONN

11/23 St. John's (ESPN3/620 AM) W, 80-67

11/24 #7 UVA (ESPN/620 AM)L, 45-48

11/26 @Princeton (ESPN+/620)....W, 67-65

12/3 @San Fran (CBSSN/98.7)....W, 71-67

12/7 Louisiana (P12/620 AM).....W, 77-65

12/11 Prairie View (P12/620 AM) ..W, 88-79

12/14 Georgia (P12/620 AM).....W, 79-59

12/18 St. Mary's (PHX) (P12/98.7) .L, 56-96

12/21 Creighton (P12/620 AM).....L, 60-67

12/28 TX-South. (P12/98.7 FM).....W, 98-81

1/4 @#25 Arizona (P12/98.7 FM)L, 47-75

1/9 @Oregon St. (ESPN/98.7) W, 82-76

1/11 @#9 Oregon (P12/98.7 FM) .L, 69-78

1/16 #20 Colorado (ESPN2/98.7 FM).....7

1/18 Utah (P12/620 AM).....7

1/25 Arizona (P12/98.7 FM).....7:30

1/29 @Washington St. (ESPN).....8 PT

2/1 @Washington (P12).....7:30 PT

2/6 UCLA (ESPN2/U).....9

2/8 USC (FS1).....8

2/13 @Stanford (ESPN2/U).....8 PT

2/16 @California (ESPN).....3 PT

2/20 Oregon (ESPN2).....7

2/22 Oregon St. (ESPN2/U).....6

2/27 @UCLA (P12).....8 PT

2/29 @USC (ESPN2/U).....5 PT

3/5 Washington (ESPN2/U).....7

3/7 Washington State (P12).....4:30

3/11 Pac-12 Tournament.....Las Vegas

FINAL FOUR TRIVIA

Coach Hurley (1992) and Danny Manning (1988) are the only current college coaches who earned NCAA Final Four MOP honors.

TURNED IT AROUND FAST

Buffalo was 285-369 (.436) in 22 seasons after going Division I (1991-2013). The Bulls were 42-20 (.677) in Coach Hurley's two seasons. He is 125-84 (.598) in seven years as a head coach and 83-64 (.564) at ASU.

SUN DEVIL

M E N ' S B A S K E T B A L L

@SUNDEVILHOOPS (10-6; 1-2) GETS THREE AT HOME AFTER THREE ON THE ROAD TO START

Thu., Jan. 16 - vs. #20 Colorado 7 p.m./ESPN2/98.7 FM ASU 6-1 vs. CU in P12 era in Tempe

Sat., Jan. 18 - vs. Utah 7 p.m./Pac-12/620 AM Remy 19.0 ppg vs. Utah last year

Sat., Jan. 25 - vs. Arizona 7:30 p.m./Pac-12/98.7 FM ASU 3-3 vs. UA in Tempe past 6

The Arizona State Sun Devil men's hoops team (10-6; 1-2) -- coming off back-to-back NCAA Tournaments for the first time since 1980-81 and the only Pac-12 team to make the NAAs the past two seasons -- gets to play just its second home game in the past 25 days when it hosts No. 20 Colorado Thursday in an ESPN2 game tipping at 7 p.m., with Jason Benetti and Bill Walton on the call. ASU opened the Pac-12 season with three road games (only USC did the same), losing at #25 Arizona and at #9 Oregon but getting a solid win at Oregon State on Jan. 9. Prior to its past two NCAA appearances under Bobby Hurley, ASU had made the NCAA Tournament three times in previous 22 seasons (1996-2017). ASU is averaging 83.4 points per game at home this year and is 6-1 vs. CU in Tempe since the Buffaloes joining the Pac-12 in 2011-12.

THIS IS US: ASU will try to do what it has done very well the past two seasons, and that is bounce back from a loss, as the Sun Devils are 13-2 (.867) in the past two seasons after a loss, including 4-1 this year. That mark is best in the Pac-12 and 12th in the nation. UW (11-2/.846), Oregon State (12-4/.750) and Utah (12-5/.706) follow.

REMY HEATING UP: Remy Martin became the 38th member of the Sun Devil 1,000-point club Saturday as he now has 1,027 career points in 80 career games (12.8 per game). He has 10 20-point games on the year (tied for the Pac-12 lead) has posted four straight 20-point games and is averaging 24 points in those four games and is 20-of-25 (.800) from the free throw line.

LAST MEETING: COLORADO 81, ASU 71 (NOV. 9/SHANGHAI): In the first Pac-12 China between two conference teams, Colorado raced to a 42-29 halftime lead in the season opener for both teams before ASU tied it at 59 with 10:19 left but the Buffaloes held on for an 81-71 win. The non-conference loss was ASU's first in November since 2016. Remy Martin had 23 points, nine rebounds, eight assists and five steals, but CU outrebounded ASU 48-36 as both Romello White and Taeshon Cherry did not play. Rob Edwards had 20 points, including four three-pointers, while Kimani Lawrence had 10 points and six rebounds. ASU shot just .321 (9-of-28) from the field in the first half and finished at .385 (25-of-65). It had 10 steals, but also had 16 turnovers. Freshman Jalen Graham had five blocks. ASU cut it to five at 4:11 (74-69) and four at 6:32 (70-66) but CU pulled away late.

ABOUT THE ROAD: ASU opened Pac-12 play with three straight on the road for the seventh time in the past 12 seasons and for the third time in Coach Hurley's five seasons (also in 2017-18, 2016-17, 2014-15, 2011-12, 2010-11 and 2008-09). Coach Hurley's squad navigated something similar as in the past three seasons six times teams have opened with five of first seven on the road (as USC is doing this year). ASU in 2017-18 is the only one of the six to make the NCAA Tournament in that time.

DARN IT, HE WAS PLAYING WELL: Junior Romello White sprained his right ankle in the Dec. 28 game vs. Texas Southern and only played the first eight minutes, so his overall stats took a hit as he played limited minutes at Arizona on Jan. 4. He had 18 points and 17 rebounds in the Georgia win on Dec. 14 and was averaging 14.7 points and 13.7 rebounds and was 32-of-44 (.727) from the field in his previous six games to the Texas Southern (Dec. 28) game. He is shooting .630 (291-of-462) from the field in his 80-game/77-start career.

ASU MEDIA RELATIONS: ASU men's basketball SID Doug Tammaro can be reached directly at 480-734-7795 or via e-mail at tammaro@asu.edu. The ASU website is: www.TheSunDevils.com.

Pos #	Name	Yr.	Ht./Wt.	2019-2020 SUN DEVIL ROSTER NOTES
F 00	Mickey Mitchell	Sr.	6-7/225	Workedhis way back from back injury last year that kept him out all but six games
G 1	Remy Martin	Jr.	6-0/175	One of the most exciting players in the nation who takes and makes the 15-foot jumper
G 2	Rob Edwards	Sr.	6-5/205	Transfer from Cleveland State had solid 2018-19 season after overcoming injuries
G 3	Caleb Christopher	Fr.	6-1/180	Carson (Calif.) product from Mayfair High School
G 4	Kimani Lawrence	Jr.	6-8/220	Can guard 5 positions and play 4 of them
F 5	Elias Valtonen	So.	6-7/210	His turn to see the court; solid summer playing overseas
G 10	Jaelen House	Fr.	6-1/160	Combo guard is lightning fast from Shadow Mountain High School/dad is Eddie
G 11	Alonzo Verge Jr.	Jr.	6-3/167	Got a lot of buckets in junior college/43 points vs. Saint Mary's on Dec. 18
G 12	Micah Burno	Fr.	6-0/200	Chaparral High School product
F 15	John Olmsted	Fr.	6-10/215	Walkon with skills and height from Morenci, Ariz.
F 20	Khalid Thomas	Jr.	6-9/210	JC transfer from College of Southern Idaho/Portland product/GW 3PTer at Princeton
F 22	Andre Allen	Jr.	6-9/215	JC transfer from Arizona Western; 13.3 ppg/8.4 rpg last season
F 23	Romello White	Jr.	6-8/220	Three-year starter from Atlanta who played for Jerry Stackhouse in club hoops
F 24	Jalen Graham	Fr.	6-9/220	Long and skilled freshman from Phoenix's Mountain Pointe High School showing flashes
G 25	Grant Fogerty	Sr.	6-0/175	Senior walkon from nearby Desert Mountain HS
F 30	Kyle Feit	So.	6-4/190	IMG Academy (Fla.) walkon who sat last year with injury
F 35	Taeshon Cherry	So.	6-9/220	Sun Devils are 7-0 when he scores in double digits

Head Coach: Bobby Hurley/42-20 at Buffalo (2013-15); 1992 Final Four MOP

Coaching Staff: Rashon Burno (Associate HC), Eric Brown, Rasheen Davis

Special Assistant to HC: Ben Wood **Operations:** Derrick Wrobel



CU SERIES: ASU is 6-1 vs. CU in Tempe since CU joined the league... CU got a Pac-12 sweep in 2011-12 and ASU got a Pac-12 sweep in 2012-13...CU's last two trips to Tempe have resulted in a 22-point loss and a 14 point loss.

ASU VS. COLORADO IN PAC-12 ERA IN TEMPE

(ASU LEADS 6-1)

ASU 83, CU 61/Jan. 5, 2019

ASU 80, CU 66/Jan. 27, 2018

ASU 78, CU 77/Jan. 5, 2017

ASU 78, CU 72/Jan. 17, 2015

ASU 72, CU 51/Jan. 25, 2014

ASU 65, CU 56/Jan. 6, 2013

CU 63, ASU 49/Feb. 11, 2012

AS PAC-12 PLAY BEGINS: ASU finished second in the Pac-12 for just the fourth time in its 41-year Pac-10/12 history last year (2009-10, 1980-81 and 1979-80). ASU won 12 loop games for just the sixth time.

BEST PAC-12 RECORDS

16-2: 1980-81

15-3: 1979-80

12-6: 2018-19, 2009-10, 1994-95, 1982-83

PAC-12 ROAD WINS: ASU's 5-4 Pac-12 road mark last year was its best since the 2009-10 and 2008-09 teams each went 5-4 as well and matched ASU's best Pac-12 road mark in 39 seasons. Last year was only ASU's sixth winning road record since it joined the Pac-10 in 1978-79 (41 seasons). Ned Wulk's 1980-81 (8-1) and 1979-80 (7-2) teams set the bar, while Bill Frieder's 1994-95 Sweet Sixteen team also went 5-4.

PAC-12 STATS: ASU leads the Pac-12 in steals at 8.4 per game (134 in 16 games). The school record is 345 in 1994-95...ASU's +3.69 turnover margin is second in the league...Remy Martin is tied for first with 10 20-point games...ranks second in steals (1.9 per game with 31) and fourth in scoring (19.1)...Romello White is second in the league in rebounding (9.6) and field goal percentage (.652).

SOME SOLID DUBS: Bobby Hurley has led ASU to a 47-16 regular season non-conference record in his five years, with notable wins over NC State, at Creighton, Texas A&M, UNLV (twice), Stephen F. Austin, Kansas State, Xavier, St. John's (twice plus a NCAA Tournament win), Kansas (twice), Vanderbilt and Georgia (twice).

COOL: ASU had been to four NCAA Tournaments (1995, 2003, 2009 and 2014) in 26 seasons (1992-2017) and not been back-to-back since 1980-81. Remy Martin, Kimani Lawrence and Romello White have now gone to the Dance in each of their first two seasons.

WHO WE LOST: Three regular rotation players are gone from last year, including All-Pac-12 performers Zylan Cheatham and Lu Dort (Pac-12 Freshman of the Year), as well as De'Quon Lake.

REMY NOTE: Junior Remy Martin posted a career-high 33 points at Princeton on Nov. 26 and has 10 20-point games on the year (17 in career). He is averaging 19.1 points per game this year after averaging 11.3 in his first two years. He enters the Colorado game with 1,027 career points in 80 games (12.8 points per game).

ON THE ROAD (AGAIN) TO START PAC-12: ASU opened Pac-12 on the road for the eighth time in past dozen seasons when it traveled to Arizona on Jan. 4. Ironically with the 20-game league slate and opening weekends announced, ASU will travel to Cal and make it nine times in past 13 years to open the Pac-12 season on the road next year.

**SUN DEVIL PAC-12 OPENERS PAST 12 SEASONS
(AND ALSO NEXT YEAR -- HOME GAMES BOLD)**

ASU @California (Dec. 3, 2020)
 @#25 Arizona 75, ASU 47 (Jan. 4, 2020)
Utah 96, ASU 86 (Jan. 3, 2019)
 @#17 Arizona 84, #3 ASU 78 (Dec. 30, 2017)
 ASU 98, @Stanford 93 (Dec. 30, 2016)
#4 Arizona 94, ASU 82 (Jan. 3, 2016)
 @#8 Arizona 73, ASU 49 (Jan. 4, 2015)
Washington 76, ASU 65 (Jan. 2, 2014)
ASU 55, Utah 54 OT (Jan. 2, 2013)
 @Arizona 68, ASU 51 (Dec. 31, 2011)
 @Oregon State 80, ASU 58 (Dec. 30, 2010)
 @UCLA 72, ASU 70 (Dec. 31, 2009)
 ASU 90, @Stanford 60 (Jan. 2, 2009)

CLOSE OUT AND HAND UP: Sun Devil opponents are shooting .323 from the three-point stripe, the third-best defensive mark in ASU history.

SUN DEVIL BEST THREE-POINT DEFENSE TEAMS

.317, 2009-10 (181-571)
 .319, 2008-09 (212-665)
 .323, 2019-20 (110-341)
 .326, 2012-13 (175-536)
 .333, 1994-95 (137-411)
 .334, 2018-19 (292-874)

LOTS OF HOTEL PENS: ASU played five of its first seven in Shanghai, Connecticut, New Jersey and San Francisco as it spent 17 of its first 32 nights of the season in a hotel and flew 20,134 miles on nine flights. When Coach Hurley took the ASU job in April of 2015 he said ASU was going to play some folks and not be afraid to go on the road. ASU's tally of non-conference states in his five years is at 11 with other trips to the Bahamas (vs. Kentucky) and China. ASU has played non-conference games in New York (MSG and Barclays), Nebraska (Creighton), at Kentucky, Nevada (at UNLV), Florida (Old Spice Classic), California (San Francisco and San Diego State), at Kansas, at Georgia, Tennessee (Vanderbilt) and New Jersey (at Princeton).

ROAD: ASU won at Princeton (67-65/Nov. 26) and San Francisco (71-67/Dec. 3), as it is 7-2 (.778) in OOC road games under Bobby Hurley, after going 8-22 (.267) in its previous 30 efforts.

ASU OUT OF CONFERENCE ROADIES UNDER BOBBY HURLEY (7-2)

ASU 71, San Francisco 67 (Dec. 3, 2019)
 ASU 67, Princeton 65 (Nov. 26, 2019)
 Vanderbilt 81, ASU 65 (Dec. 17, 2018)
#20 ASU 76, Georgia 74 (Dec. 15, 2018)
#16 ASU 95, #2 Kansas 85 (Dec. 10, 2017)
 ASU 74, San Diego State 63 (Dec. 10, 2016)
 ASU 66, UNLV 56 (Dec. 16, 2015)
#5 Kentucky 72, ASU 58 (Dec. 5, 2015)
 ASU 79, Creighton 77 (Dec. 2, 2015)

REMY MARTIN 20+ SCORING TILTS (17)

33 at Princeton (11/26/19)
 31 vs. Arizona (1/31/19)
 29 at Oregon (1/11/20)
 27 at Arizona (3/9/19)
 24 at Oregon State (1/9/20)
 24 at California (1/9/19)
 23 vs. Texas Southern (12/28/19)
 23 vs. Georgia (12/14/19)
 23 vs. Colorado/China (11/9/19)
 22 vs. Utah (1/3/19)
 21 vs. Prairie View A&M (12/11/19)
 21 vs. #7 Virginia (11/23/19)
 21 at Georgia (12/15/18)
 21 at #2 Kansas (12/10/17)
 20 at #25 Arizona (1/4/20)
 20 vs. Rider (11/17/19)
 20 vs. Colorado/Las Vegas (3/7/18)

ROMELLO WHITE TOP SCORING TILTS

25 vs. Northern Arizona (11/17/17)
 22 vs. St. John's at STAPLES (12/8/17)
 21 at Washington State (2/4/18)
 19 vs. Louisiana (12/7/19)
 19 vs. UCLA (3/13/19)
 19 vs. Colorado (1/5/19)
 19 vs. Texas Southern (12/1/18)
 19 at Stanford (1/17/18)
 19 vs. Kansas State in LV (11/23/17)

ROMELLO WHITE

DOUBLE-DOUBLES (13/5 in 2019-20)

18/12 vs. Creighton (12/21/19)
 18/17 vs. Georgia (12/14/19)
 14/16 vs. Prairie View A&M (12/11/19)
 19/14 vs. Louisiana (12/7/19)
 14/11 at San Francisco (12/3/19)
 18/11 vs. Princeton (12/29/18)
 19/14 vs. Texas Southern (12/1/18)
 13/11 vs. California (3/1/18)
 10/14 at Washington (2/1/18)
 10/11 at Colorado (1/4/18)
 14/11 vs. UC Irvine (11/9/17)
 16/15 vs. San Diego State (11/14/17)
 16/13 vs. San Francisco (2/2/17)

**REGULAR SEASON OOC RECORDS
UNDER BOBBY HURLEY (47-16)**

2019-20: 9-4
 2018-19: 9-3
 2017-18: 12-0
 2016-17: 7-6
 2015-16: 10-3

BOBBY HURLEY YEAR-BY-YEAR

TOTALS: 125-84 (7 SEASONS)

ASU: 83-64 (5 SEASONS)

2019-20: 10-6

2018-19: 23-11

2017-18: 20-12

2016-17: 15-18

2015-16: 15-17

BUFFALO (42-20/.677)

2014-15: 23-10

2013-14: 19-10

COACH AS PLAYER: Coach Hurley's 145 assists in 20 games is a NCAA Tournament record. Other numbers:

.583: In the 1992 Final Four, Coach made 7-of-12 three pointers en route to the Most Outstanding Player honors.

.667: In the April 4, 1992 Final Four game vs. Indiana, Coach went 6-of-9 from the three-point stripe.

2: In addition to 1992 Most Outstanding Player honors, Coach also earned 1991 All-Tournament Team honors.

9: In the 1991 title game vs. Kansas on April 1, he posted nine assists.

119: 119-26 (.821) in his four years at Duke.

18-2: 18-2 in NCAA Tournament career.

3-PTERS IN NCAA TOURNAMENT

47, Lee Humphrey, UF, 2004-07

43, Shelvin Mack, Butler, 2009-11

42, Bobby Hurley, Duke, 1990-93

NCAA TOURNAMENT GAMES

23, Christian Laettner, Duke, 1989-92

22, Greg Koubek, Duke, 1988-91

22, Brian Davis, Duke, 1989-92

21, Wayne Turner, Kentucky, 1996-99

20, Thomas Hill, Duke, 1990-93

20, Bobby Hurley, Duke, 1990-93

20, Grant Hill, Duke, 1991-94

20, Antonio Lang, Duke, 1991-94

CARRIED LEAGUE: In Bobby Hurley's first four seasons, ASU led the Pac-12 in wins over ranked out-of-conference teams in the regular season (five) with wins over Kansas (twice), Xavier, Mississippi State and Texas A&M. Four of the wins were away from Tempe. The rest of the league was 15-42 in those four seasons and seven of the teams had one or zero wins.

PHYSICAL: Top wingspans on the team are Jalen Graham (7-2), Romello White (7-0) and Kimani Lawrence (6-11 1/2). Best standing vertical is Graham (32.5"), while Remy Martin is next (31.5") while best approach verticals are Remy (40.5"), Jaalen House (39.5") and Graham (39").

2018-19 QUICK REVIEW: ASU was 23-11 and 12-6 (second) in the Pac-12 after being picked sixth in the preseason media poll. It beat No. 1 Kansas on Dec. 22, ASU's first win over No. 1 at home and second all-time (won at Oregon State in March of 1981) and notched first NCAA Tournament win since 2009 with a 74-65 victory over St. John's on March 20.

THAT HALFTIME STAT: ASU has 23 wins (11 on the road) when trailing at the half under Bobby Hurley in five seasons, after going 12-64 (.157) the previous five seasons. It did it seven times in 2017-18 and did it in 2018-19 at Georgia, vs. No. 1 Kansas, at California, at UCLA, vs. Cal and at Oregon State. This year it has halftime comeback wins over St. John's and at Princeton.

OUT OF GATE: Not many have been better early than ASU as it is 16-2 the past three seasons in November. The win list includes five teams that would make NCAA Tournament that same season.

ASU 16-2 NOVEMBER RECORD PAST THREE SEASONS

ASU 67, @Princeton 65 (Nov. 26, 2019)

#7 Virginia 48, ASU 45 (Nov. 24, 2019)

ASU 80, St. John's 67 (Nov. 23, 2019)

ASU 92, Rider 55 (Nov. 17, 2019)

ASU 90, Central Connecticut State 49 (Nov. 14, 2019)

Colorado 81, ASU 71 at Shanghai (Nov. 9, 2019)

ASU 89, Omaha 71 (Nov. 28, 2018)

ASU 87, Utah State 82 at Las Vegas (Nov. 21, 2018)/2019 MWC Champ and NCAA Team

ASU 72, #16 Mississippi State 67 at Las Vegas (Nov. 19, 2018)/2019 NCAA Team

ASU 90, Long Beach State 58 (Nov. 12, 2018)

ASU 80, McNeese State 52 (Nov. 9, 2018)

ASU 102, Cal State Fullerton 94, 2 OT (Nov. 6, 2018)

ASU 102, #15 Xavier 86 at Las Vegas (Nov. 24, 2017)/eventual No. 1 seed in 2018

ASU 92, Kansas State 90 at Las Vegas (Nov. 23, 2017)/Elite Eight in 2018

ASU 99, UC Irvine 78 (Nov. 19, 2017)

ASU 97, NAU 62 (Nov. 17, 2017)

ASU 90, San Diego State 68 (Nov. 14, 2017)/2018 NCAA team and MWC Tourney champ

ASU 94, Idaho State 74 (Nov. 10, 2017)

ROB EDWARDS TOP SUN DEVIL SCORING TILTS

28 at Utah (2/16/19)

23 vs. CCSU (11/14/19)

20 vs. Colorado/China (11/9/19)

19 vs. Arizona (1/31/19)

18 at Oregon State (1/9/20)

17 vs. Louisiana (12/7/19)

16 vs. California (2/24/19)

16 vs. Stanford (2/20/19)

15 vs. Oregon (3/15/19)

15 vs. UCLA 3/14/19)

15 vs. #1 Kansas (12/22/18)

ROMELLO WHITE PAST NOTES: When he shoots it, he usually makes it. Romello made .625 of his shots in his first two seasons including 120-of-184 in his freshman year...coached by Jerry Stackhouse in the Atlanta AAU circuit...started 63 of 65 games his first two years and led team in offensive boards in each of the past two seasons with 77 last year and 79 in 2017-18...has two of the best field goal percentage mark's in Sun Devil history as he shot .652 in freshman year (fourth in Sun Devil record book) and .598 last year (ninth-best).)

ROMELLO WHITE TOP REBOUNTING GAMES

- 17 vs. Georgia (Dec. 14, 2019)
- 16 vs. Prairie View A&M (Dec. 11, 2019)
- 15 vs. San Diego State (Nov. 14, 2017)
- 14 vs. Louisiana (Dec. 7, 2019)
- 14 vs. Texas Southern (Dec. 1, 2018)
- 14 at Washington (Feb. 1, 2018)
- 13 vs. San Francisco (Dec. 2, 2018)
- 12 vs. Creighton (Dec. 21, 2019)
- 12 vs. Saint Mary's (Dec. 18, 2019)

REMY: Everyone loves Remy. Those in maroon and gold really love Remy because his two best scoring games last year were wins over Arizona -- 31 in 95-88 double OT win on Jan. 31 and 27 in final game of regular season on road on March 9)...led ASU to first sweep over Arizona since 2008-09 and first win in Tucson since 2010...40-inch vertical jump... second-team All-Pac-12 by the league's coaches in 2018-19...notched 21 points, eight rebounds, five assists and three steals to spark Sun Devils back from an 18-point deficit to a 76-74 victory at Georgia on Dec. 15, 2018, leading to his Dec. 17 Pac-12 Player of the Week Award. Had 12 points, five boards, two assists and two steals in the second half, including back-to-back baskets inside the final 3:11 which gave ASU its first lead of game at 71-70....led Pac-12 with a 2.4 assist-to-turnover ratio and second in league at five app...had his November and early December of 2018 ruined by a bum ankle.

GONNA' PLAY FOLKS: Bobby Hurley is going to play some folks. In his first year after looking at a schedule he inherited that included tilts against NC State in Brooklyn, at Creighton, at UNLV and against eventual No. 18 Texas A&M, he put the wheels in motion to play at Kentucky and filled a holiday break hole that could have been a yawner with Stephen F. Austin. In 2016-17, the squad played No. 1 Kentucky in the Bahamas, Purdue in New York City, at San Diego State, and finished a series with No. 9 Creighton. Kansas returned a trip to Tempe last year after ASU's win on Dec. 10, 2017. Coach Hurley has played six top-10 non-conference opponent in his five years, after ASU faced one in the previous 17 seasons during the regular season.

ASU REGULAR SEASON OOC GAMES VS. TOP-10 TEAMS (SINCE JOINING PAC-10)

- #7 Virginia 48, ASU 45 (Nov. 24, 2019 at Mohegan Sun Resort)
- #18 ASU 80, #1 Kansas 76 (Dec. 22, 2018)
- #16 ASU 95 @#2 Kansas 85 (Dec. 10, 2017)
- #9 Creighton 96, ASU 85 (Dec. 20, 2016)
- #1 Kentucky 115, ASU 69 (Nov. 28, 2016 at Bahamas)
- @#5 Kentucky 72, ASU 58 (Dec. 12, 2015)
- #7 Duke 64, ASU 53 (Nov. 25, 2009 at MSG)
- #2 Kansas 90, ASU 88, OT (Nov. 26, 1997 at MSG)
- ASU 97, #7 Maryland 90 (November 23, 1994 at Maui)
- @#8 Oklahoma St. 87, ASU 69 (December 2, 1993)
- @#9 Kentucky 94, ASU 68 (December 14, 1991)
- @#2 Kansas 90, ASU 67 (December 22, 1989)
- #10 North Carolina 85, ASU 66 (December 23, 1984 at Tokyo)
- #6 Missouri 48, ASU 47 (December 27, 1982 at Honolulu)

KIMANI LAWRENCE TOP SCORING GAMES

- 22 vs. #22 Mississippi State (11/19/18)
- 18 vs. Omaha (11/28/18)
- 16 vs. Cal State Fullerton (11/6/18)
- 16 vs. McNeese State (11/9/18)
- 15 at UCLA (1/24/19)
- 13 vs. Washington State (2/7/19)
- 13 vs. Texas Southern (12/1/18)
- 13 vs. Long Beach State (11/12/18)

BUTTS IN SEATS: The past two seasons have resulted in the best average attendance marks in Sun Devil history.

TOP AVERAGE SEASON ATTENDANCE MARKS

- 2017-18: 10,603
- 2018-19: 10,538
- 1995-96: 9,514
- 2008-09: 9,354
- 1994-95: 9,333

TEAM LEADERS IN 2019-20 (includes shared)

- Scoring:** Martin (12), Edwards (1), House (1), White (2), Verge (3)
- Rebounding:** White (13), Martin (1), Edwards (1), Verge (1)
- Assists:** Martin (10), Verge (5), House (3), White (1)

THREE-POINT NOTE

Entering 2019-20 ASU has made a three-pointer in 621 straight games. The last time ASU did not make a three-pointer was in an 89-57 win over Washington in Tempe on Feb. 10, 2001.

TAESHON CHERRY DOUBLE-DIGIT SCORING GAMES (7-0)

- 19 vs. Omaha (Nov. 28, 2018)
- 15 vs. Oregon (Jan. 19, 2019)
- 15 vs. Utah State (Nov. 21, 2018)
- 14 vs. Texas Southern (Dec. 1, 2018)
- 12 vs. Oregon State (Jan. 17, 2019)
- 11 vs. Stanford (Feb. 20, 2019)
- 10 at San Francisco (Dec. 3, 2019)

Competition Under Coach Hurley



Coach Bobby Hurley and his staff have played non-conference games against some of the best and have proven they are not afraid to go on the road. Expect the effort to schedule the best to continue. In his first five years he has played road games all over the nation against all conferences with trips to Creighton, Georgia, Kansas, Kentucky, Princeton, San Diego State, San Francisco, UNLV and Vanderbilt.

SUN DEVIL TEAMS PLAYED OR TO BE PLAYED SINCE HIRING OF BOBBY HURLEY

Creighton (Big East)	Nevada (MWC)	UNLV (MWC)
Georgia (SEC)	NC State (ACC)	Utah State (MWC)
Kansas (Big 12)	Purdue (Big 10)	Vanderbilt (SEC)
Kansas State (Big 12)	San Diego State (MWC)	Virginia (ACC)
Kentucky (SEC)	St. John's (Big East)	Xavier (Big East)
Marquette (Big East)	St. Mary's (WCC)	
Mississippi State (SEC)	Texas A&M (SEC)	

Sun Devil Men's Basketball Head Coach Bobby Hurley

SUN DEVIL NOTABLES UNDER HEAD COACH BOBBY HURLEY



Hurley coaching courtside against No. 1 Kansas.

- Named 14th men's basketball coach of ASU on April 9, 2015.
- Sun Devils matched highest ranking in school history (third) in December of 2017.
- Finished second in Pac-12 in 2018-19 (12-6) for just the fourth time in school history (41 seasons).
- Defeated No. 1 Kansas on Dec. 22, 2018, the program's only home victory against the nation's top-ranked team.
- Notched its first NCAA Tournament win since 2009 and posted 23 wins for just the eighth time in school history in 2018-19.
- Prior to its past two NCAA appearances, ASU had made the NCAA Tournament three times in the previous 22 seasons (1996-2017).
- ASU has averaged 80.04 points per game the past two seasons, tops in the Pac-12.
- ASU had not made March Madness in back-to-back years since 1980-81, yet now ASU is the only Pac-12 school to make the NCAAs the last two seasons.
- Won exempt tournaments in November of 2017 and 2018 after not winning one since November of 1994.
- In 2017-18 ASU averaged a school-record 10,603 fans, as the 4,103 extra bodies from 2016-17 to 2017-18 was the second-best increase in all of college hoops.



Hurley celebrating with the team after beating No.1 Kansas in 2018.

SUN DEVIL INDIVIDUAL HIGHS (JAN. 12, 2020)

#1 REMY MARTIN CAREER HIGHS

POINTS: 33 at Princeton (11/26/19)

FG MADE: 13 at Princeton (11/26/19)

FG ATT: 23 at Princeton (11/26/19)

3-PT MADE: 5 vs. ARIZONA (1/31/19)

REBOUNDS: 9 vs. Colorado/China (11/9/19)

ASSISTS: 11 at UCLA (1/24/19)

SEASON-HIGH ASSISTS: 8 vs. Colorado/China (11/9/19)

FT MADE: 9 vs. PRAIRIE VIEW A&M (12/11/19)

FT ATT.: 14 vs. vs. ARIZONA (1/31/19)

MINUTES: 41 vs. ARIZONA (1/31/19)

#2 ROB EDWARDS SUN DEVIL HIGHS

CLEVELAND STATE POINTS: 32 at Oakland (1/16/17)

ASU POINTS: 28 at Utah (2/16/19)

SEASON HIGH POINTS: 23 vs. CENTRAL CONNECTICUT STATE

3-POINT FIELD GOALS: 5 vs. CENTRAL CONNECTICUT STATE

REBOUNDS: 8 vs. St. John's (3/20/19)

MINUTES: 41 vs. CAL STATE FULLERTON (11/6/18)

#4 KIMANI LAWRENCE SUN DEVIL HIGHS

SEASON CAREER

11 (twice).....**POINTS**.....22 vs. #15 Miss. St. (11/19/18)

6 vs. Colorado (11/8/19).....**REBOUNDS** .8 (2x) at Vanderbilt (12/17/18)

1 (3 times).....**ASSISTS**5 (2x) vs. TX-SO (12/1/18)

29 at #25 Arizona (1/4/20).....**MINUTES**39 (2x) vs. TX-SO (12/1/18)

#5 ELIAS VALTONEN CAREER HIGHS

POINTS: 10 vs. St. John's (11/23/19)

REBOUNDS: 4 vs. Colorado (11/9/19)

ASSISTS: 2 (3 TIMES)

MINUTES: 28 vs. St. John's (11/23/19)

#10 JAELEN HOUSE CAREER HIGHS

POINTS: 20 vs. TEXAS SOUTHERN (12/28) and RIDER (11/17/19)

REBOUNDS: 6 vs. St. John's (11/23/19)

3-POINT FIELD GOALS: 5 vs. TEXAS SOUTHERN (12/28/19)

ASSISTS: 5 vs. CCSU (11/14/19)

STEALS: 6 vs. Georgia (12/14/19)

MINUTES: 30 (twice)

#11 ALONZO VERGE JR. CAREER HIGHS

POINTS: 43 vs. Saint Mary's (12/18/19)

REBOUNDS: 6 (twice)

ASSISTS: 7 vs. TEXAS SOUTHERN (12/28/19)

MINUTES: 43 vs. Saint Mary's (12/18/19)

#20 KHALID THOMAS ASU HIGHS

POINTS: 14 at Princeton (11/26/19)

REBOUNDS: 5 at San Francisco (12/3/19)

MINUTES: 24 at Princeton (12/3/19)

#23 ROMELLO WHITE CAREER HIGHS

√ AAU coach was Jerry Stackhouse

19 vs. LouisianPOINTS: 25 vs Northern Arizona (11/17/17)

REBOUNDS: 17 vs. GEORGIA (12/14/19)

FG MADE: 10 (2x) at Washington State (2/4/18)

FG ATTEMPTED: 12 vs Northern Arizona (11/17/17)

FREE THROWS MADE: 11 at Stanford (1/17/18)

FREE THROWS ATTEMPTED: 14 (twice)

BLOCKS: 3 (many times; vs. CCSU 11/14/19)

37 vs. Creighton (12/21/19)

MINUTES: 39 vs Kansas State (11/23/17)

#35 TAESHON CHERRY HIGHS

SEASON CAREER

10 at USF (12/3/19)**POINTS**.....19 vs. Omaha(11/28/18)

6 vs. Creighton (12/21/19)....**REBOUNDS** ...6 vs. OREGON ST. (1/17/19)

1 (6 times).....**STEALS**4 vs. #1 KANSAS (12/22/18)

2 (twice).....**3-PT FG MADE**.....5 VS. OREGON (1/19/19)

28 vs. TX-SO (12/28/19).....**MINUTES** . 31 vs. (2x) vs. TX-SO (12/1/18)

2019-20 SUN DEVIL HIGHS AND LOWS (10-6)

SUN DEVIL TEAM HIGHS

POINTS: 98 vs. TEXAS SOUTHERN
FIELD GOALS: 36 vs. TEXAS SOUTHERN
FIELD GOAL ATTEMPTS: 82 vs. RIDER
FIELD GOAL%: .571 vs. TEXAS SOUTHERN (36-63)
3-PT FIELD GOALS: 12 vs TEXAS SOUTHERN
3-PT FIELD GOALS ATT: 32 vs. RIDER
3-PT % (10 ATT.): .500 at Princeton (8-16)
FREE THROWS: 37 vs. PRAIRIE VIEW A&M
FREE THROWS ATTEMPTED: 51 vs. PRAIRIE VIEW A&M
FREE THROW % (10 ATT.): .758 vs. CCSU (25-33)
REBOUNDS: 46 vs. CENTRAL CONNECTICUT STATE
OFFENSIVE REBOUNDS: 16 vs. LOUISIANA
ASSISTS: 19 vs. CENTRAL CONNECTICUT STATE
STEALS: 16 vs. RIDER
BLOCKS: 6 vs. RIDER and Colorado
TURNOVERS: 17 vs. Georgia
FOULS: 25 vs. PRAIRIE VIEW A&M
FIRST HALF POINTS: 48 vs. TEXAS SOUTHERN
SECOND HALF POINTS: 50 vs. TEXAS SOUTHERN

SUN DEVIL TEAM LOWS

POINTS: 45 vs. Virginia
FIELD GOALS: 17 vs. Virginia
FIELD GOAL ATTEMPTS: 42 vs. Virginia
FIELD GOAL%: .359/23-64 vs. St. Mary's
3-PT FIELD GOALS: 3 vs. St. Mary's
3-PT FIELD GOALS ATT: 12 at San Francisco
3-PT % (10 ATT.): .136/3-22 vs. St. Mary's
FREE THROWS: 6 vs. Virginia
FREE THROWS ATTEMPTED: 8 vs. St. Mary's
FREE THROW % (10 ATT.): .xxx/x-x
REBOUNDS: 26 vs. Virginia
ASSISTS: 4 vs. St. Mary's
STEALS: 5 (twice)
BLOCKS: 1 (4 times)
TURNOVERS: 7 vs. RIDER
FOULS: 13 vs. Virginia
FIRST HALF POINTS: 19 vs. Saint Mary's
SECOND HALF POINTS: 24 vs. Virginia

SUN DEVIL INDIVIDUAL HIGHS

POINTS: 43 by Alonzo Verge Jr. vs. Saint Mary's
FIELD GOALS: 18 by Alonzo Verge Jr. vs. Saint Mary's
FIELD GOAL ATTEMPTS: 29 by Alonzo Verge Jr. vs. Saint Mary's
3-PT FGS: 5 by Rob Edwards vs. CCSU
3-PT ATT: 10 by Remy Martin vs. GEORGIA
3-PT % (4 MADE): --
FREE THROWS: 10 by Romello White vs. PRAIRIE VIEW A&M
FT ATTEMPTED: 14 by Romello White vs. PRAIRIE VIEW A&M
FREE THROW % (6 ATT.): twice
REBOUNDS: 17 by Romello White vs. GEORGIA
ASSISTS: 8, Remy Martin vs. Colorado
STEALS: 6 by Jaalen House vs. GEORGIA
BLOCKS: 5 by Jalen Graham vs. Colorado
TURNOVERS: 6 by Alonzo Verge Jr. vs. Saint Mary's
FOUL OUTS: 3 (Cherry twice, Lawrence)

OPPONENT TEAM HIGHS

POINTS: 95 by Saint Mary's
FIELD GOALS: 34 by Saint Mary's
FIELD GOAL ATTEMPTS: 66 (3 times)
FIELD GOAL %: .596/34-57 vs. St. Mary's
3-POINTERS: 16 vs. St. Mary's
3-POINTER ATTEMPTS: 28 at San Francisco
3-POINT % (10 ATT.): .615/16-26 vs. St. Mary's
FREE THROWS: 21 by PRAIRIE VIEW A&M
FREE THROW ATTEMPTS: 33 by PRAIRIE VIEW A&M
FREE THROW % (10 ATT.): .833 by TEXAS SOUTHERN (20-24)
REBOUNDS: 48 vs. Colorado
OFFENSIVE REBOUNDS: 17 by St. John's
ASSISTS: 19 vs. Saint Mary's
STEALS: 11 vs. GEORGIA
BLOCKS: 6 at San Francisco
TURNOVERS: 29 vs. RIDER
FOULS: 31 vs. PRAIRIE VIEW A&M
FIRST HALF POINTS: 51 by Saint Mary's
SECOND HALF POINTS: 45 by Saint Mary's

OPPONENT TEAM LOWS

POINTS: 48 vs. Virginia
FIELD GOALS: 17 vs. CENTRAL CONNECTICUT STATE
FIELD GOAL ATTEMPTS: 49 (twice)
FIELD GOAL %: .298/17-57 vs. CENTRAL CONNECTICUT STATE
3-POINTERS: 2 by GEORGIA
3-POINTER ATTEMPTS: 16 (4 times)
3-POINT % (10 ATT.): .083/2-24 by GEORGIA
FREE THROWS: 4 at Princeton
FT ATTEMPTS: 7 by Virginia
FREE THROW % (10 ATT.): .429/by RIDER (6-14)
REBOUNDS: 31 by Virginia
ASSISTS: 5 at San Francisco
STEALS: 3 at Princeton
BLOCKS: 0 by TEXAS SOUTHERN
TURNOVERS: 10 vs. Saint Mary's
FOULS: 13 by Virginia
FIRST HALF POINTS: 23 vs. Central Connecticut State
SECOND HALF POINTS: 22 vs. Virginia

OPPONENT INDIVIDUAL HIGHS

POINTS: 34 by Jordan Ford of Saint Mary's
FIELD GOALS: 12 by Jordan Ford of Saint Mary's
FIELD GOAL ATTEMPTS: 17 by Jordan Ford of Saint Mary's
FG %: .706/12-17 by Jordan Ford of Saint Mary's
3-PT FGS: 7 by Jordan Ford of Saint Mary's
3-PT ATT: 11 by Jordan Ford of Saint Mary's
3-PT % (4 MADE): --
FREE THROWS: 7 (three times)
FT ATTEMPTED: 13 by Darius Williams of PRAIRIE VIEW A&M
REBOUNDS: 18 by Richmond Arirguzoh at Princeton
ASSISTS: 12 by Tyrik Armstrong of TEXAS SOUTHERN
STEALS: 4 (four times)
BLOCKS: 2 many times
TURNOVERS: 9 by Stevie Jordan of RIDER
FOUL OUTS: 9 times by 5 teams

THE STAT CREW SYSTEM
Arizona St. Combined Team Statistics (as of Jan 12, 2020)
All games

Overall record: 10-6 Conf: 1-2 Home: 6-1 Away: 3-2 Neutral: 1-3

##	Player	gp-gs	min	avg	Total		3-Point		F-Throw		Rebounds				pf	dq	a	to	blk	stl	pts	avg
					fg-fga	fg%	3fg-fga	3fg%	ft-fa	ft%	off	def	tot	avg								
01	Remy Martin	16-16	525	32.8	106-242	.438	29-87	.333	65-86	.756	7	46	53	3.3	25	0	63	47	1	31	306	19.1
11	Alonzo Verge Jr.	13-8	342	26.3	65-164	.396	7-38	.184	30-39	.769	12	37	49	3.8	19	0	37	25	0	18	167	12.8
23	Romello White	15-14	408	27.2	58-89	.652	0-0	.000	42-68	.618	44	100	144	9.6	30	0	11	25	16	6	158	10.5
02	Rob Edwards	16-14	411	25.7	51-144	.354	27-79	.342	20-27	.741	9	46	55	3.4	37	0	6	27	1	11	149	9.3
10	Jaelen House	16-0	339	21.2	32-95	.337	14-44	.318	28-34	.824	8	35	43	2.7	36	0	27	19	1	26	106	6.6
04	Kimani Lawrence	15-8	246	16.4	29-71	.408	5-28	.179	14-29	.483	17	25	42	2.8	29	1	4	14	7	12	77	5.1
35	Taeshon Cherry	15-7	279	18.6	28-76	.368	11-44	.250	7-13	.538	9	27	36	2.4	47	3	8	12	3	6	74	4.9
24	Jalen Graham	14-2	156	11.1	23-33	.697	0-0	.000	1-2	.500	14	18	32	2.3	20	0	6	11	17	3	47	3.4
20	Khalid Thomas	13-3	106	8.2	11-22	.500	6-14	.429	4-8	.500	4	13	17	1.3	8	0	2	1	1	8	32	2.5
05	Elias Valtonen	14-8	229	16.4	10-26	.385	6-12	.500	7-13	.538	4	28	32	2.3	28	0	6	8	2	6	33	2.4
30	Kyle Feit	4-0	10	2.5	2-5	.400	1-4	.250	3-4	.750	0	2	2	0.5	0	0	0	1	0	0	8	2.0
00	Mickey Mitchell	8-0	100	12.5	4-11	.364	0-1	.000	2-3	.667	8	13	21	2.6	16	0	5	5	0	4	10	1.3
03	Caleb Christopher	5-0	22	4.4	1-6	.167	1-1	1.000	1-2	.500	1	1	2	0.4	3	0	0	1	0	1	4	0.8
25	Grant Fogerty	3-0	5	1.7	0-0	.000	0-0	.000	1-2	.500	0	0	0	0.0	0	0	0	0	0	1	1	0.3
22	Andre Allen	4-0	13	3.3	0-0	.000	0-0	.000	0-0	.000	0	4	4	1.0	2	0	0	0	0	0	0	0.0
12	Micah Burno	3-0	5	1.7	0-0	.000	0-0	.000	0-0	.000	0	0	0	0.0	1	0	0	1	0	1	0	0.0
15	John Olmsted	2-0	4	2.0	0-1	.000	0-0	.000	0-0	.000	1	1	2	1.0	0	0	1	0	0	0	0	0.0
Team											16	33	49					5				
Total.....		16	3200		420-985	.426	107-352	.304	225-330	.682	154	429	583	36.4	301	4	176	202	49	134	1172	73.2
Opponents.....		16	3200		399-938	.425	110-341	.323	200-312	.641	167	461	628	39.2	308	9	195	262	58	90	1108	69.2

TEAM STATISTICS	ASU	OPP	Date	Opponent	Score	Att.
SCORING	1172	1108	11/08/19	vs Colorado	L 71-81	4328
Points per game	73.2	69.2	11/14/19	CENTRAL CONN. ST.	w 90-49	7496
Scoring margin	+4.0	-	11/17/19	RIDER	w 92-55	7472
FIELD GOALS-ATT	420-985	399-938	11/23/19	vs St. John's (NY)	w 80-67	7682
Field goal pct	.426	.425	11/24/19	vs Virginia	L 45-48	5822
3 POINT FG-ATT	107-352	110-341	11/26/19	at PRIN	w 67-65	2727
3-point FG pct	.304	.323	12/03/19	at San Francisco	w 71-67	2892
3-pt FG made per game	6.7	6.9	12/07/19	LOUISIANA	w 77-65	7685
FREE THROWS-ATT	225-330	200-312	12/11/19	PRAIRIE VIEW	w 88-79	6889
Free throw pct	.682	.641	12/14/19	GEORGIA	w 79-59	9067
F-Throws made per game	14.1	12.5	12/18/19	vs Saint Mary's (CA)	L 56-96	6892
REBOUNDS	583	628	12/21/19	CREIGHTON	L 60-67	9395
Rebounds per game	36.4	39.2	12/28/19	TEXAS SOUTHERN	w 98-81	8795
Rebounding margin	-2.8	-	* 01/04/20	at Arizona	L 47-75	14644
ASSISTS	176	195	* 01/09/20	at Oregon St.	w 82-76	4828
Assists per game	11.0	12.2	* 01/11/20	at Oregon	L 69-78	9213
TURNOVERS	202	262				
Turnovers per game	12.6	16.4				
Turnover margin	+3.8	-				
Assist/turnover ratio	0.9	0.7				
STEALS	134	90				
Steals per game	8.4	5.6				
BLOCKS	49	58				
Blocks per game	3.1	3.6				
ATTENDANCE	56799	59028				
Home games-Avg/Game	7-8114	5-6861				
Neutral site-Avg/Game	-	4-6181				

* - Conference game

Score by Periods	1st	2nd	Totals
Arizona St.	531	641	1172
Opponents	524	584	1108

THE STAT CREW SYSTEM
Arizona St. Combined Team Statistics (as of Jan 12, 2020)
Conference games

RECORD:	OVERALL	HOME	AWAY	NEUTRAL
ALL GAMES	1-2	0-0	1-2	0-0
CONFERENCE	1-2	0-0	1-2	0-0
NON-CONFERENCE	0-0	0-0	0-0	0-0

#	Player	gp-gs	min	avg	Total		3-Point		F-Throw		Rebounds				pf	dq	a	to	blk	stl	pts	avg	
					fg-fga	fg%	3fg-fga	3fg%	ft-fa	ft%	off	def	tot	avg									
01	Remy Martin	3-3	107	35.7	25-59	.424	9-24	.375	14-18	.778	0	6	6	2.0	6	0	10	10	0	4	73	24.3	
02	Rob Edwards	3-1	67	22.3	11-25	.440	7-15	.467	2-3	.667	0	8	8	2.7	7	0	2	3	0	4	31	10.3	
04	Kimani Lawrence	3-2	70	23.3	8-20	.400	1-8	.125	6-9	.667	7	6	13	4.3	5	0	1	3	4	1	23	7.7	
23	Romello White	3-3	83	27.7	7-15	.467	0-0	.000	5-10	.500	6	17	23	7.7	11	0	1	4	2	2	19	6.3	
11	Alonzo Verge Jr.	3-3	71	23.7	5-24	.208	0-6	.000	5-8	.625	2	7	9	3.0	4	0	9	5	0	4	15	5.0	
10	Jaelen House	3-0	66	22.0	4-13	.308	1-6	.167	4-7	.571	1	5	6	2.0	8	0	2	1	0	1	13	4.3	
24	Jalen Graham	3-0	27	9.0	6-8	.750	0-0	.000	0-0	.000	4	3	7	2.3	3	0	0	1	3	0	12	4.0	
35	Taeshon Cherry	3-3	48	16.0	2-10	.200	2-7	.286	0-2	.000	0	7	7	2.3	10	1	0	3	1	0	6	2.0	
00	Mickey Mitchell	3-0	54	18.0	2-3	.667	0-0	.000	2-2	1.000	3	8	11	3.7	9	0	2	4	0	1	6	2.0	
05	Elias Valttonen	1-0	6	6.0	0-0	.000	0-0	.000	0-0	.000	0	0	0	0.0	1	0	0	1	0	1	0	0.0	
03	Caleb Christopher	1-0	1	1.0	0-1	.000	0-0	.000	0-0	.000	0	0	0	0.0	0	0	0	0	0	0	0	0.0	
Team											5	6	11	1									
Total.....		3	600	70-178		.393	20-66	.303	38-59	.644	28	73	101	33.7	64	1	27	36	10	18	198	66.0	
Opponents.....		3	600	79-167		.473	24-65	.369	47-76	.618	26	91	117	39.0	52	1	46	39	15	15	229	76.3	

TEAM STATISTICS	ASU	OPP	Date	Opponent	Score	Att.
SCORING						
		198				229
Points per game		66.0				76.3
Scoring margin		-10.3				-
FIELD GOALS-ATT						
		70-178				79-167
Field goal pct		.393				.473
3 POINT FG-ATT						
		20-66				24-65
3-point FG pct		.303				.369
3-pt FG made per game		6.7				8.0
FREE THROWS-ATT						
		38-59				47-76
Free throw pct		.644				.618
F-Throws made per game		12.7				15.7
REBOUNDS						
		101				117
Rebounds per game		33.7				39.0
Rebounding margin		-5.3				-
ASSISTS						
		27				46
Assists per game		9.0				15.3
TURNOVERS						
		36				39
Turnovers per game		12.0				13.0
Turnover margin		+1.0				-
Assist/turnover ratio		0.8				1.2
STEALS						
		18				15
Steals per game		6.0				5.0
BLOCKS						
		10				15
Blocks per game		3.3				5.0
ATTENDANCE						
		0				28685
Home games-Avg/Game		0-0				3-9562
Neutral site-Avg/Game		-				0-0

* - Conference game

Score by Periods	1st	2nd	Totals
Arizona St.	84	114	198
Opponents	101	128	229

Individual Career History

Taeshon Cherry

			Total		3-Point		F-Throws		Rebounds											Scoring	
Season	gp-gs	min/avg	fg-fga	pct	fg-fga	pct	ft-fta	pct	off	def	tot	avg	pf	fo	ast	to	blk	stl	pts	avg	
2018-19	30-3	523/17.4	63-161	.391	40-116	.345	10-14	.714	14	64	78	2.6	69	2	10	15	7	17	176	5.9	
2019-20	15-7	279/18.6	28-76	.368	11-44	.250	7-13	.538	9	27	36	2.4	47	3	8	12	3	6	74	4.9	
TOTAL	45-10	802/17.8	91-237	.384	51-160	.319	17-27	.630	23	91	114	2.5	116	5	18	27	10	23	250	5.6	

Rob Edwards

			Total		3-Point		F-Throws		Rebounds											Scoring	
Season	gp-gs	min/avg	fg-fga	pct	fg-fga	pct	ft-fta	pct	off	def	tot	avg	pf	fo	ast	to	blk	stl	pts	avg	
2015-16*	32-29	994/31.1	130-331	.393	49-124	.395	89-119	.748	21	104	125	3.9	71	0	46	109	1	37	398	12.4	
2016-17*	31-30	964/31.1	167-404	.413	63-178	.354	114-149	.765	29	110	139	4.5	68	0	53	95	5	41	511	16.5	
2018-19	28-21	820/29.3	94-273	.344	51-136	.375	71-85	.835	9	83	92	3.3	55	0	36	37	5	28	310	11.1	
2019-20	16-14	411/25.7	51-144	.354	27-79	.342	20-27	.741	9	46	55	3.4	37	0	6	27	1	11	149	9.3	
TOTAL	44-35	1231/28.0	145-417	.348	78-215	.363	91-112	.813	18	129	147	3.3	92	0	42	64	6	39	459	10.4	
All*	107-94	3189/29.8	442-1152	.384	190-517	.368	294-380	.774	68	343	411	3.8	231	0	141	268	12	117	1368	12.8	

* Statistics from prior team/school

Kimani Lawrence

			Total		3-Point		F-Throws		Rebounds											Scoring	
Season	gp-gs	min/avg	fg-fga	pct	fg-fga	pct	ft-fta	pct	off	def	tot	avg	pf	fo	ast	to	blk	stl	pts	avg	
2017-18	19-0	186/9.8	22-48	.458	3-15	.200	11-13	.846	10	23	33	1.7	31	0	3	9	8	7	58	3.1	
2018-19	34-15	851/25.0	99-236	.419	33-105	.314	62-83	.747	36	83	119	3.5	89	2	43	46	8	19	293	8.6	
2019-20	15-8	246/16.4	29-71	.408	5-28	.179	14-29	.483	17	25	42	2.8	29	1	4	14	7	12	77	5.1	
TOTAL	68-23	1283/18.9	150-355	.423	41-148	.277	87-125	.696	63	131	194	2.9	149	3	50	69	23	38	428	6.3	

Remy Martin

			Total		3-Point		F-Throws		Rebounds											Scoring	
Season	gp-gs	min/avg	fg-fga	pct	fg-fga	pct	ft-fta	pct	off	def	tot	avg	pf	fo	ast	to	blk	stl	pts	avg	
2017-18	32-0	762/23.8	107-236	.453	23-62	.371	71-94	.755	22	73	95	3.0	48	0	94	43	2	36	308	9.6	
2018-19	32-28	1042/32.6	139-346	.402	43-138	.312	92-125	.736	21	80	101	3.2	43	0	160	67	1	40	413	12.9	
2019-20	16-16	525/32.8	106-242	.438	29-87	.333	65-86	.756	7	46	53	3.3	25	0	63	47	1	31	306	19.1	
TOTAL	80-44	2329/29.1	352-824	.427	95-287	.331	228-305	.748	50	199	249	3.1	116	0	317	157	4	107	1027	12.8	

Mickey Mitchell

			Total		3-Point		F-Throws		Rebounds											Scoring	
Season	gp-gs	min/avg	fg-fga	pct	fg-fga	pct	ft-fta	pct	off	def	tot	avg	pf	fo	ast	to	blk	stl	pts	avg	
2015-16*	23-7	295/12.8	17-48	.354	1-4	.250	12-23	.522	20	44	64	2.8	41	0	15	24	6	7	47	2.0	
2017-18	24-11	541/22.5	50-99	.505	7-20	.350	33-49	.673	35	90	125	5.2	72	2	39	33	13	21	140	5.8	
2018-19	6-0	53/8.8	5-7	.714	1-1	1.000	1-8	.125	6	10	16	2.7	7	0	6	6	0	1	12	2.0	
2019-20	8-0	100/12.5	4-11	.364	0-1	.000	2-3	.667	8	13	21	2.6	16	0	5	5	0	4	10	1.3	
TOTAL	38-11	694/18.3	59-117	.504	8-22	.364	36-60	.600	49	113	162	4.3	95	2	50	44	13	26	162	4.3	
All*	61-18	989/16.2	76-165	.461	9-26	.346	48-83	.578	69	157	226	3.7	136	2	65	68	19	33	209	3.4	

* Statistics from prior team/school

Elias Valtonen

			Total		3-Point		F-Throws		Rebounds											Scoring	
Season	gp-gs	min/avg	fg-fga	pct	fg-fga	pct	ft-fta	pct	off	def	tot	avg	pf	fo	ast	to	blk	stl	pts	avg	
2018-19	21-0	78/3.7	5-9	.556	4-8	.500	2-2	1.000	1	7	8	0.4	7	0	2	6	4	3	16	0.8	
2019-20	14-8	229/16.4	10-26	.385	6-12	.500	7-13	.538	4	28	32	2.3	28	0	6	8	2	6	33	2.4	
TOTAL	35-8	307/8.8	15-35	.429	10-20	.500	9-15	.600	5	35	40	1.1	35	0	8	14	6	9	49	1.4	

Individual Career History

Romello White

Season	gp	gs	min/avg	Total		3-Point		F-Throws		Rebounds											Scoring			
				fg	fga	pct	fg	fga	pct	ft	fta	pct	off	def	tot	avg	pf	fo	ast	to	blk	stl	pts	avg
2017-18	31	31	752/24.3	120	184	.652	0	0	.000	85	154	.552	79	141	220	7.1	100	6	13	44	23	8	325	10.5
2018-19	34	32	851/25.0	113	189	.598	0	0	.000	70	121	.579	77	100	177	5.2	106	5	11	45	24	13	296	8.7
2019-20	15	14	408/27.2	58	89	.652	0	0	.000	42	68	.618	44	100	144	9.6	30	0	11	25	16	6	158	10.5
TOTAL	80	77	2011/25.1	291	462	.630	0	0	.000	197	343	.574	200	341	541	6.8	236	11	35	114	63	27	779	9.7

THE STAT CREW SYSTEM
Arizona St. Team Game-by-Game Comparison (as of Jan 12, 2020)
All games

Opponent	1st	2nd	Score	Mar	Total FG	FG Pct	3-Pointers	3FG Pct	Free Throws	FT Pct	Rebounds	Assist	T/Over	Block	Steal	Fouls
Colorado	29/42	42/39	71-81	(10)	25-65/30-65	.385/.462	8-20/6-16	.400/.375	13-18/15-25	.722/.600	36/48 (12)	12/12	16/18	6/3	10/6	24/14
CENTRAL CONN. ST.	43/23	47/26	90-49	+41	29-65/17-57	.446/.298	7-27/4-17	.259/.235	25-33/11-21	.758/.524	46/39 +7	19/9	11/23	5/5	14/6	18/28
RIDER	43/24	49/31	92-55	+37	35-82/23-60	.427/.383	10-32/3-21	.313/.143	12-20/6-14	.600/.429	45/47 (2)	15/10	7/29	6/3	16/7	18/22
St. John's (NY)	31/40	49/27	80-67	+13	28-61/25-66	.459/.379	5-19/3-16	.263/.188	19-26/14-22	.731/.636	39/41 (2)	9/9	13/16	4/4	6/4	19/21
Virginia	21/26	24/22	45-48	(3)	17-42/18-49	.405/.367	5-19/5-16	.263/.313	6-10/7-7	.600/1000	26/31 (5)	7/6	15/13	2/5	8/4	13/13
PRIN	26/31	41/34	67-65	+2	24-53/27-57	.453/.474	8-16/7-26	.500/.269	11-17/4-9	.647/.444	28/35 (7)	10/13	8/11	1/3	5/3	15/17
San Francisco	35/30	36/37	71-67	+4	26-62/24-66	.419/.364	5-12/8-28	.417/.286	14-19/11-16	.737/.688	42/41 +1	9/5	12/11	2/6	7/7	16/17
LOUISIANA	38/26	39/39	77-65	+12	28-67/21-49	.418/.429	6-26/8-24	.231/.333	15-22/15-20	.682/.750	42/34 +8	13/7	12/20	1/3	10/4	18/20
PRAIRIE VIEW	43/36	45/43	88-79	+9	23-51/25-58	.451/.431	5-17/8-16	.294/.500	37-51/21-33	.725/.636	34/39 (5)	9/16	13/20	4/3	8/6	25/31
GEORGIA	39/31	40/28	79-59	+20	33-67/23-66	.493/.348	6-25/2-24	.240/.083	7-16/11-20	.438/.550	42/43 (1)	12/12	17/19	1/1	9/11	18/20
Saint Mary's (CA)	19/51	37/45	56-96	(40)	23-64/34-57	.359/.596	3-22/16-26	.136/.615	7-8/12-17	.875/.706	33/37 (4)	4/19	15/10	3/3	5/10	20/16
CREIGHTON	32/30	28/37	60-67	(7)	23-65/27-61	.354/.443	7-26/7-24	.269/.292	7-10/6-8	.700/.750	37/43 (6)	11/15	11/11	3/4	5/2	14/15
TEXAS SOUTHERN	48/33	50/48	98-81	+17	36-63/26-60	.571/.433	12-25/9-22	.480/.409	14-21/20-24	.667/.833	32/33 (1)	19/16	16/22	1/0	13/5	19/22
Arizona	17/36	30/39	47-75	(28)	18-59/30-63	.305/.476	3-21/4-15	.143/.267	8-19/11-22	.421/.500	35/49 (14)	2/17	15/13	5/6	4/6	22/18
Oregon St.	36/25	46/51	82-76	+6	29-60/23-50	.483/.460	8-16/8-21	.500/.381	16-24/22-31	.667/.710	38/31 +7	13/13	12/14	3/5	10/5	24/18
Oregon	31/40	38/38	69-78	(9)	23-59/26-54	.390/.481	9-29/12-29	.310/.414	14-16/14-23	.875/.609	28/37 (9)	12/16	9/12	2/4	4/4	18/16

Note: Game totals are displayed in the format TEAM/OPPONENT for each category

THE STAT CREW SYSTEM
Arizona St. Game-by-Game Highs (as of Jan 12, 2020)
All games


Opponent	Date	Score	Points	Rebounds	Assists	Steals	Blocked shots
vs Colorado	11/08/19	71-81	23-Remy Martin	9-Remy Martin	8-Remy Martin	5-Remy Martin	5-Jalen Graham
CENTRAL CONN. ST.	11/14/19	90-49	23-Rob Edwards	11-Romello White	5-Alonzo Verge Jr. Jaelen House	4-Jaelen House	3-Romello White
RIDER	11/17/19	92-55	20-Jaelen House Remy Martin	7-Romello White	4-Alonzo Verge Jr.	4-Remy Martin Alonzo Verge Jr.	2-Romello White Jalen Graham
vs St. John's (NY)	11/23/19	80-67	19-Remy Martin	9-Romello White	3-Jaelen House	3-Jaelen House	4-Jalen Graham
vs Virginia	11/24/19	45-48	21-Remy Martin	6-Rob Edwards	3-Remy Martin Jaelen House	2-Khalid Thomas Remy Martin	1-Taeshon Cherry Romello White
at PRIN	11/26/19	67-65	33-Remy Martin	9-Romello White	3-Remy Martin Romello White	2-Remy Martin Rob Edwards	1-Romello White
at San Francisco	12/03/19	71-67	14-Romello White Remy Martin	11-Romello White	5-Remy Martin	2-Khalid Thomas Remy Martin	1-Khalid Thomas Elias Valtonen
LOUISIANA	12/07/19	77-65	19-Romello White	14-Romello White	4-Remy Martin	2-Remy Martin Kimani Lawrence	1-Romello White
PRAIRIE VIEW	12/11/19	88-79	21-Remy Martin	16-Romello White	3-Remy Martin	3-Remy Martin Kimani Lawrence	2-Romello White
GEORGIA	12/14/19	79-59	23-Remy Martin	17-Romello White	6-Remy Martin	6-Jaelen House	1-Romello White
vs Saint Mary's (CA)	12/18/19	56-96	43-Alonzo Verge Jr.	12-Romello White	2-Alonzo Verge Jr.	2-Mickey Mitchell	1-Rob Edwards Jalen Graham Romello White
CREIGHTON	12/21/19	60-67	19-Alonzo Verge Jr.	12-Romello White	7-Remy Martin	2-Remy Martin Alonzo Verge Jr.	2-Romello White
TEXAS SOUTHERN	12/28/19	98-81	23-Remy Martin Alonzo Verge Jr.	6-Alonzo Verge Jr.	7-Alonzo Verge Jr.	3-Kimani Lawrence	1-Elias Valtonen
at Arizona	01/04/20	47-75	20-Remy Martin	5-Romello White Kimani Lawrence	1-Alonzo Verge Jr. Remy Martin	2-Remy Martin	4-Kimani Lawrence
at Oregon St.	01/09/20	82-76	24-Remy Martin	9-Romello White	5-Alonzo Verge Jr.	4-Alonzo Verge Jr.	2-Jalen Graham
at Oregon	01/11/20	69-78	29-Remy Martin	9-Romello White	6-Remy Martin	2-Romello White	1-Romello White Taeshon Cherry

THE STAT CREW SYSTEM
Arizona St. Points-Rebounds-Assists (as of Jan 12, 2020)
All games

Opponent	Date	Score		00 MITCHELL,M	01 MARTIN,REM	02 EDWARDS,RO	03 CHRISTOPHE	04 LAWRENCE,K	05 VALTONEN,E	10 HOUSE,JAEL
vs Colorado	11/08/19	71-81	L	DNP	23-9-8	20-1-0	DNP	10-6-0	1-4-0	7-1-1
CENTRAL CONN. ST.	11/14/19	90-49	w	DNP	14-2-3	23-4-1	4-2-0	6-5-1	1-3-0	14-4-5
RIDER	11/17/19	92-55	w	DNP	20-3-3	5-3-0	0-0-0	2-2-0	6-3-1	20-5-2
vs St. John's (NY)	11/23/19	80-67	w	DNP	19-4-2	13-7-0	0-0-0	1-1-0	10-2-2	11-6-3
vs Virginia	11/24/19	45-48	L	DNP	21-1-3	10-6-0	DNP	0-3-0	0-3-0	0-4-3
at PRIN	11/26/19	67-65	w	DNP	33-4-3	3-1-1	DNP	0-0-0	4-3-0	2-5-2
at San Francisco	12/03/19	71-67	w	DNP	14-6-5	5-5-0	DNP	7-2-0	6-2-0	0-1-1
LOUISIANA	12/07/19	77-65	w	DNP	15-1-4	17-5-1	DNP	2-3-0	0-2-2	9-4-1
PRAIRIE VIEW	12/11/19	88-79	w	0-0-0	21-3-3	14-1-0	DNP	4-1-1	5-3-0	5-1-2
GEORGIA	12/14/19	79-59	w	0-0-0	23-3-6	5-5-0	0-0-0	11-2-0	0-3-0	2-1-3
vs Saint Mary's (CA)	12/18/19	56-96	L	0-5-1	0-1-1	0-4-0	DNP	0-1-0	0-2-0	0-1-0
CREIGHTON	12/21/19	60-67	L	0-1-0	7-5-7	2-2-1	DNP	DNP	0-1-0	3-2-1
TEXAS SOUTHERN	12/28/19	98-81	w	4-4-2	23-5-5	1-3-0	DNP	11-3-1	0-1-1	20-2-1
at Arizona	01/04/20	47-75	L	2-3-0	20-3-1	2-2-0	0-0-0	8-5-0	DNP	3-4-0
at Oregon St.	01/09/20	82-76	w	2-4-2	24-0-3	18-4-2	DNP	9-5-0	0-0-0	1-1-1
at Oregon	01/11/20	69-78	L	2-4-0	29-3-6	11-2-0	DNP	6-3-1	DNP	9-1-1

Opponent	Date	Score		11 ALONZO VE	20 THOMAS,KHA	23 WHITE,ROME	24 GRAHAM,JAL	30 FEIT,KYLE	35 CHERRY,TAE
vs Colorado	11/08/19	71-81	L	4-6-2	0-1-0	DNP	6-3-1	DNP	DNP
CENTRAL CONN. ST.	11/14/19	90-49	w	10-2-5	0-2-0	2-11-1	10-4-3	1-1-0	4-2-0
RIDER	11/17/19	92-55	w	11-6-4	2-0-0	11-7-1	4-4-0	5-0-0	6-3-3
vs St. John's (NY)	11/23/19	80-67	w	DNP	0-0-0	15-9-0	4-4-0	2-0-0	5-3-2
vs Virginia	11/24/19	45-48	L	DNP	0-0-1	10-3-0	2-0-0	DNP	2-1-0
at PRIN	11/26/19	67-65	w	DNP	14-2-1	11-9-3	0-1-0	DNP	0-1-0
at San Francisco	12/03/19	71-67	w	3-1-2	3-5-0	14-11-0	9-4-1	DNP	10-3-0
LOUISIANA	12/07/19	77-65	w	4-3-2	2-3-0	19-14-0	0-2-1	DNP	9-2-2
PRAIRIE VIEW	12/11/19	88-79	w	20-4-2	2-2-0	14-16-1	0-1-0	DNP	3-0-0
GEORGIA	12/14/19	79-59	w	15-5-2	0-0-0	18-17-1	0-1-0	DNP	5-3-0
vs Saint Mary's (CA)	12/18/19	56-96	L	43-3-2	0-0-0	5-12-0	0-1-0	0-1-0	8-0-0
CREIGHTON	12/21/19	60-67	L	19-4-0	3-0-0	18-12-2	DNP	DNP	8-6-0
TEXAS SOUTHERN	12/28/19	98-81	w	23-6-7	6-2-0	2-0-1	DNP	DNP	8-5-1
at Arizona	01/04/20	47-75	L	8-2-1	DNP	0-5-0	4-2-0	DNP	0-4-0
at Oregon St.	01/09/20	82-76	w	7-4-5	DNP	12-9-0	6-5-0	DNP	3-3-0
at Oregon	01/11/20	69-78	L	0-3-3	DNP	7-9-1	2-0-0	DNP	3-0-0


2019-20 SUN DEVIL TV ROSTER



00 MICKEY MITCHELL
F 6-7 225 SR
Orlando, FL



1 REMY MARTIN
G 6-0 175 JR
Chatsworth, CA



2 ROB EDWARDS
G 6-5 205 SR
Detroit, MI




3 CALEB CHRISTOPHER
G 6-1 180 FR
Carson, CA




4 KIMANI LAWRENCE
F 6-8 220 JR
Providence, RI



5 ELIAS VALTONEN
G 6-7 195 SO
Eura, Finland



10 JAELEN HOUSE
G 6-2 160 FR
Phoenix, AZ




11 ALONZO VERGE, JR.
G 6-3 165 JR
Chicago, IL




12 MICAH BURNO
G 6-0 180 FR
Scottsdale, AZ



15 JOHN OLMSTED
F 6-10 215 FR
Morenci, AZ




20 KHALID THOMAS
F 6-9 210 JR
Portland, OR



22 ANDRE ALLEN
F 6-9 210 JR
Los Angeles, CA



23 ROMELLO WHITE
F 6-8 245 JR
Atlanta, GA



24 JALEN GRAHAM
F 6-9 205 FR
Phoenix, AZ



25 GRANT FOGERTY
G 6-0 175 SR
Scottsdale, AZ



30 KYLE FEIT
G 6-4 190 SO
West Palm Beach, FL



35 TAESHON CHERRY
F 6-8 210 SO
El Cajon, CA