

ASU 2017-2018 SCHEDULE

Date Opp. (TV/Radio).....FINAL/TIP

11/10 Idaho State (P12 AZ)..... W, 94-74
11/14 San Diego State (P12)..... W, 90-68

CONTINENTAL TIRE INV.-TEMPE

11/17 North. Arizona (P12 AZ)..... W, 97-62
11/19 UC Irvine (P12)..... W, 99-78

CONTINENTAL TIRE INVITATIONAL LAS VEGAS/ORLEANS ARENA

11/23 Kansas St. (FS1)..... W, 92-90
11/24 #15 Xavier (FOX)..... W, 102-86

12/2 San Francisco (P12)..... W, 75-57
12/8 St. John's (P12/Staples)..... W, 82-70
12/10 @ #2 Kansas (ESPN)..... W, 95-85
12/17 Vanderbilt (P12)..... W, 76-64
12/19 Longwood (P12)..... W, 95-61
12/22 Pacific (P12)..... W, 104-65
12/30 @ #17 Arizona (P12)..... L, 78-84
1/4 @Colorado (P12)..... L, 81-90 (OT)
1/7 @Utah (ESPNU)..... 6
1/11 Oregon (FS1)..... 8
1/13 Oregon St. (P12)..... 4
1/17 @Stanford (P12)..... 8 PT
1/20 @California (P12)..... 7:30 PT
1/25 Utah (P12)..... 7:30
1/27 Colorado (ESPNU)..... 6
2/1 @Washington (P12)..... 8 PT
2/4 @Washington St. (ESPNU)..... 1 PT
2/8 USC (ESPN2)..... 9
2/10 UCLA (P12)..... 5
2/15 Arizona (ESPN2)..... 7
2/22 @Oregon (FS1)..... 8:30
2/24 @Oregon St. (ESPNU)..... 5
3/1 California (ESPNU)..... 7
3/3 Stanford (TBD)..... TBD
3/7 Pac-12 Tournament..... Las Vegas

FINAL FOUR TRIVIA

Coach Hurley (1992) and Danny Manning (1988) are the only current college coaches who earned NCAA Final Four MOP honors.

TURNED IT AROUND FAST

Buffalo was 285-369 (.436) in 22 seasons after going Division I (1991-2013). The Bulls were 42-20 (.678) in Coach Hurley's two seasons. He is 84-57 (.595) in five years as a head coach.

SUN DEVIL

M E N ' S B A S K E T B A L L

NEXT UP FOR #4 @SUNDEVILHOOPS (12-2): UTAH UTES IN SALT LAKE CITY

Sun., Jan. 7 - @Utah

6 p.m./ESPNU

Sun Devils 4-2 away from Tempe

The fourth-ranked Arizona State Sun Devil men's hoops team (12-2; 0-2) that returned just three players from last year's squad finishes the tough three-game road trip to start Pac-12 play at Utah on Sunday, Jan. 7, at 6 p.m. on ESPNU with Roxy Bernstein and Corey Williams on the call. Tim Healey and Kyle Dodd have the call on the Sun Devil Radio Network, as ASU will try and bounce back from its only losses of the season. Under third-year head coach Bobby Hurley (two-time NCAA champion, 1992 Final Four MOP and NCAA career assist leader) the Sun Devils are led by seniors Tra Holder, Shannon Evans II and Kodi Justice, who have made .779 of their free throws (909-of-1167) in college career. ASU ranks sixth in the nation in scoring (90.0 ppg.).

20-POINT GAMES: ASU has five players who have notched a 20-point game this year led by Tra Holder's eight. Shannon Evans II has done it six times. Romello White has done it twice, while Remy Martin, Kodi Justice and De'Quon Lake have done it once.

TRA NOTES: Tra Holder leads the Pac-12 in scoring (22.0 ppg.) and is the only player in the league with three 30-point games. Also worth noting on Holder: In the three true road games this year, he posted 29 at Kansas, 31 at Arizona and 24 at Colorado (28.0 ppg). In the six games away from home, he is averaging 23.7 points and is 46-of-55 (.836) from the foul line and 16-of-39 (.410) from the three-point stripe.

CURRENT TOP 10: The AP top-10 entered this week a combined 123-12. ASU was the only team with two wins against that group. ASU beat then No. 15 and now No. 5 Xavier (14-1) to win the Continental Tire Invitational Championship in Las Vegas Nov. 24 and then won at then No. 2 and now No. 10 Kansas 95-85 on Dec. 10.

PAC-12 PLAYER OF WEEK FIRST TIME: How good of a week did Tra Holder have in earning Pac-12 Player of the Week on Nov. 20? In three wins where ASU averaged 95.3 points, he averaged 23.7 points, 6.3 rebounds and 5.7 assists. He shot .548 (23-of-42) from the field, .571 (12-of-21) from three and .813 (13-of-16) from the free throw line. He put the exclamation point on it on Nov. 19 with 35 points on 13-of-15 shooting in the win over UC Irvine. He is the 36th member of the Sun Devil 1,000-point club and also gets to the free throw line as he is 464-of-612 (.758) from the charity stripe in his 111 games/102 starts, as both free throw marks are second in ASU history behind only Ike Diogu (671-of-854). His 102 starts is sixth in ASU history, Derek Glasser (104) is next on the list.

SUN DEVIL CAREER POINTS

1. Eddie House, 1996-2000/2,044
7. Byron Scott, 1979-83/1,572
8. Steve Beck, 1984-87/1,549
9. Seabern Hill, 1967-70/1,539
10. Tra Holder, 2014-present/1,525

TRA'S YEAR-BY-YEAR IMPROVEMENTS

SEASON: FG% / FT% / PPG

2014-15: .317 / .708 / 7.0
2015-16: .387 / .727 / 14.2
2016-17: .433 / .772 / 16.2
2017-18: .460 / .849 / 22.1

ASU MEDIA RELATIONS: ASU men's basketball SID Doug Tammaro can be reached directly at 480-734-7795 or via e-mail at tammaro@asu.edu. The ASU website is: www.TheSunDevils.com.

Pos	#	Name	Yr.	Ht./Wt.	2017-2018 SUN DEVIL ROSTER NOTES
G	0	Tra (Tray) Holder	Sr.	6-1/172	Pac-12 All-Freshman team 2015; Why he wears "0" -- says will have zero excuses
G	1	Remy Martin	Fr.	6-1/180	Top-100 2017 signee; point guard; explosive, fast and never stops...will pressure the ball
F	3	Mickey Mitchell	So.	6-7/210	Played lot of minutes as freshman at Ohio State in 2015-16; first game was vs. Kansas
F	10	Vitaliy Shibel	RFr.	6-9/210	Freshman who had ACL injury and redshirted last year/from the Ukraine
G	11	Shannon Evans II	Gr.	6-1/160	13.0 ppg in three seasons; played on Buffalo 2015 NCAA Tournament team
G	14	Kimani Lawrence	Fr.	6-7/200	Long freshman who can guard 5 positions and play 4 of them/ <u>out until late Dec (injury)</u>
G	22	Austin Witherill	Sr.	6-0/170	Local walk-on from Gilbert's Highland High School
F	23	Romello White	Fr.	6-8/220	Sat last year as academic redshirt; top-100 2016 recruit across the board
G	24	Jordan Salzman	Fr.	5-10/175	Walkon from New York
G	25	Grant Fogerty	So.	6-0/175	Local walkon addition from Desert Mountain High School in Scottsdale
G	34	Trevor Thompson	Fr.	6-2/175	Local walkon addition from Moon Valley High School in Phoenix
F	35	De'Quon Lake	Jr.	6-10/225	JC transfer originally from Virgin Islands/24 points, 8 boards, 3 blocks in opener
G	44	Kodi Justice	Gr.	6-5/190	Averaged 15.6 points in final five games of 2016-17

TRANSFERS TO PLAY IN 2018-19

G	2	Rob Edwards	Jr.	6-4/200	Transfer from Cleveland State
F	31	Zylan Cheatham	Jr.	6-8/201	Transfer from San Diego State

Head Coach: Bobby Hurley/42-20 at Buffalo (2013-15); 1992 Final Four MOP

Coaching Staff: Rashon Burno, Levi Watkins, Anthony Coleman

Special Assistant to HC: Ben Wood **Video:** Justin MacLean **Operations:** Derrick Wrobel



THANKS TO STATS LLC FOR THIS ONE: ASU and 2000-01 Stanford are the only Pac-12 teams to start 12-0 with 11 wins by double digits since 1996-97 (past 22 seasons). ASU's only single-digit game in its 12-0 start -- the best in school history -- was a 92-90 win over Kansas State on Nov. 23 in Las Vegas.

ABOUT THOSE Ws: As of the Jan. 1 NCAA RPI, No. 6 ASU had wins over No. 2 Xavier (14-1) in Las Vegas, at No. 13 Kansas (11-2), vs. No. 35 St. John's (10-4) in Los Angeles and vs. No. 57 San Diego State (9-4).

COLORADO 90, ASU 81 OT (JAN. 4, 2018): ASU jumped out to an 11-0 lead and led 52-44 midway through the second half, but 17 Buffalo second-chance points after halftime were too much to overcome. Tra Holder led ASU with 24 points, but ASU shot 9-of-34 (.265) from three and 27-of-76 (.355) from the floor. ASU had five players in double digits but was outscored 38-12 in bench points.

THE 12-GAME WINNING STREAK: Much has been made about the best start in school history that not much was said about the win streak as it stood alone. The Dec. 22 win over Pacific gave ASU the second-best winning streak in ASU history. Only four ASU teams have posted 11-game winning streaks.

ASU TOP WINNING STREAKS

18: 1961-62

12: 2017-18

11: 1980-81 and 1962-63

ABOUT THE RANKINGS: ASU reached No. 3 in the Associated Press poll on Dec. 18, matching the highest ranking for the program also set in 1980-81 and 1962-63. Its No. 20 ranking on Nov. 27 was its first since it was ranked all of 2008-09.

PUMPED UP CROWDS: As a top-five team ASU will face its share of fired up crowds, but a good thing for ASU is they have done well under Coach Hurley in places that were large and loud outside of the Pac-12. In addition to this year's win over No. 2 Kansas on Dec. 10 in front of 16,300, ASU in the Coach Hurley era has won at Creighton (16,282), UNLV (13,014) and San Diego State (12,414) and hung tough with Kentucky (23,665) in his first season as it was a 32-31 Kentucky lead at the half and a four-point game with 13 minutes to play. Prior to Bobby Hurley, ASU was 8-22 in its previous 30 non-conference road games. It is 4-1 under Coach Hurley with wins at San Diego State, UNLV, Creighton and Kansas.

ASU OOC ROAD GAMES UNDER COACH HURLEY/CROWDS

#16 ASU 95, #2 Kansas 85 (Dec. 10, 2017)/16,300

ASU 74, San Diego State 63 (Dec. 10, 2016)/12,414

ASU 66, UNLV 56 (Dec. 16, 2015)/13,014

#5 Kentucky 72, ASU 58 (Dec. 5, 2015)/23,665

ASU 79, Creighton 77 (Dec. 2, 2015)/16,282

KU WIN: The Dec. 10 win over No. 2 Kansas marked the highest OOC ranked opponent the Sun Devils have defeated. Only the win over top-ranked and undefeated Oregon State on March 7, 1981, was higher. Kansas also marked ASU's first road win over a ranked team since James Harden led ASU to a win at Pauley Pavilion on Jan. 17, 2009.

SPURTABILITY: ASU has only played three single-digit games, but yet has come back from deficits of at least nine points in five games. A look at games where ASU has flipped the score and changed deficits.

DEFICIT (TIME/HALF)/FINAL SCORE

Nov. 14: -9 vs. San Diego State (19:22/2nd)/90-68, +31 final 19 minutes
 Nov. 23: -9 vs. Kansas State (18:16/2nd)/92-90, +11 final 18 minutes
 Nov. 24: -15 vs. #15 Xavier (3:16/first)/102-86, 73 points final 23 minutes
 Dec. 10: -13 at #2 Kansas (16:39/first)/95-85, +23 after 15-2 deficit
 Dec. 17: -13 vs. Vanderbilt (15:03/first)/76-64 ; +25 after 13-0 deficit

GIVE CREDIT TO FOLKS AT STATS INC. FOR THIS ONE: Since Stats Inc. started tracking this stuff in 1996-97, they unearthed that ASU was the first Pac-12 team to score 90 points in six straight games in more than two decades. Wait, what? Yup Not Lonzo's UCLA crew last year, not Luke and Luke and Freddie in Duck Land, not Arenas and Gardner and Walton, not Collison, Westbrook and Love. Tra, Kodi, Shannon.

TRA NOTES: Tra's 40 points on Nov. 24 vs. Nov. 15 Xavier was the fourth 40-point effort in the NCAA this season and was the first 40-point performance by a Pac-12 player against a non-conference opponent since Sun Devil Jahii Carson dropped 40 on UNLV on Nov. 19, 2013. It is the most points scored by a Sun Devil against a ranked team.

MORE THAN A DOUBLE NICKEL: There have been 924 halves of Sun Devil basketball played in the past 15 seasons, and six of the top 11 scoring ones have taken place this year. Prior to dropping 60 vs. Longwood in the second half on Dec. 19, ASU dropped 58 at No. 2 Kansas and 58 on No. 15 Xavier in Las Vegas. On Dec. 22 it had 57 in the second half vs. Pacific. It also had 56 against San Diego State in the second half and had 56 vs. UC Irvine in the first half.

MOST POINTS IN HALF/2003-04 TO PRESENT

72 vs. Citadel (Nov. 23, 2016)*
60 vs. Longwood (Dec. 19, 2017)*
58 at #2 Kansas (Dec. 10, 2017)*
58 vs. #15 Xavier (Nov. 24, 2017)*
 58 vs. San Francisco (Nov. 20, 2009)
 58 vs. Oregon (Feb. 11, 2006)*
57 vs. Pacific (Dec. 22, 2017)*
 57 vs. Cal Poly (Nov. 13, 2016)*
56 vs. UC Irvine (Nov. 19, 2017)
56 vs. San Diego State (Nov. 14, 2017)*
 56 vs. Kennesaw State (Nov. 18, 2015)
**notes second-half points*

LAST TIME: ASU's 2017 Continental Tire Invitational title was its first exempt tournament title since Bill Frieder's gang won the 1994 Maui Invitational, which started the run to the Sweet Sixteen and a 24-9 record. ASU jumped into the polls at No. 12 after beating Texas A&M, No. 13 Michigan and No. 7 Maryland at No. 12 that year, never fell lower than No. 18 and finished No. 16 as it beat Ball State and Manhattan in Memphis in the 1995 NCAA Tournament before falling to second-ranked Kentucky in Birmingham.

DON'T SLEEP ON KODI: In the final five games of 2016-17 Kodi Justice averaged 15.6 points including a career-high 22 in the Feb. 26 win over NCAA Tournament-bound USC. He was 17-of-35 (.486) from the three-point stripe and perfect in nine free throw attempts in those final five games. In his past 18 games, he is averaging 13.8 points, in the first 78 games of his career he averaged 7.2.

HOW DO YOU SAY IT?

TRAY Holder
 Deh-Kwon Lake
 VIGH-tally SHY-bel

TRA HOLDER'S 28 20+ GAMES

40 vs. #15 Xavier @Las Vegas (11/24/17)
35 vs. UC Irvine (11/19/17)
31 at #17 Arizona (12/30/17)
29 at #2 Kansas (12/10/17)
 27 vs. Washington State (1/29/17)
 26 at UCLA (1/9/16)
25 vs. Vanderbilt (12/17/17)
 25 at Stanford (12/30/16)
24 at Colorado (1/4/18)
24 vs. San Diego State (11/14/17)
 24 vs. #9 Creighton (12/20/16)
 24 vs. Cal Poly (11/13/16)
 24 vs. #8 Arizona (1/3/16)
 23 vs. Washington (1/25/17)
 23 vs. Portland State (11/11/16)
 22 at #3 UCLA (1/19/17)
 22 vs. Central Arkansas (12/22/16)
 22 vs. Citadel (11/23/16)
 23 vs. CSU-Bakersfield (12/28/15)
 22 vs. North Carolina State (11/23/15)
 21 vs. Stanford/Pac-12 Tournament (3/8/17)
 21 at Washington (2/16/17)
 21 at USC (1/7/16)
 20 vs. Longwood (12/19/17)
 20 at #16 Arizona (1/12/17)
 20 vs. UNLV (12/31/16)
 20 vs. #23 USC (2/12/16)
 20 vs. Washington State (1/16/16)

THREE-POINT NOTE

Entering 2017-18 ASU had made a three-pointer in 555 straight games. The last time ASU did not make a three-pointer was in an 89-57 win over Washington in Tempe on Feb. 10, 2001.

TOP-10 OPPONENT: From 1995-96 through 2014-15, ASU played two top-10 teams outside of Pac-12 play in the regular season (No. 7 Duke on 11/25/09 and No. 2 Kansas on 11/26/97 both in Madison Square Garden). This year's Dec. 10 game at Kansas was the third straight season ASU played a top-10 non-conference team. ASU has played Kentucky the past two seasons, hosted No. 9 Creighton last year and started the home-and-home with Kansas this December.

COACH AS A PLAYER: Coach Hurley's Duke career has been talked about a lot. His 145 assists (in 20 games) is a NCAA Tournament record. Here is a numbers breakdown:

.583: In the 1992 Final Four, Coach made 7-of-12 three pointers en route to the Most Outstanding Player honors.

.667: In the April 4, 1992 Final Four game vs. Indiana, Coach went 6-of-9 from the three-point stripe.

2: In addition to 1992 Most Outstanding Player honors, Coach also earned 1991 All-Tournament Team honors.

9: In the 1991 title game vs. Kansas on April 1, he posted nine assists.

16: In the 1991 Final Four he posted 16 assists.

20: Coach played in 20 NCAA Tournament games.

119: Coach Hurley went 119-26 (.821) in his four years at Duke.

18-2: Coach Hurley went 18-2 in his NCAA Tournament career.

3-PTERS IN TOURNAMENT CAREER

47, Lee Humphrey, Florida, 2004-07 (15)

43, Shelvin Mack, Butler, 2009-11 (13)

42, Bobby Hurley, Duke, 1990-93 (20)

NCAA TOURNAMENT GAMES

23, Christian Laettner, Duke, 1989-92

22, Greg Koubek, Duke, 1988-91

22, Brian Davis, Duke, 1989-92

21, Wayne Turner, Kentucky, 1996-99

20, Thomas Hill, Duke, 1990-93

20, Bobby Hurley, Duke, 1990-93

20, Grant Hill, Duke, 1991-94

20, Antonio Lang, Duke, 1991-94

SUN DEVIL CAREER THREE-POINTERS

1. 3232, Stevin Smith (1990-94)

8. 181, Kevin Kruger (2003-06)

9. 178, Kodi Justice (2014-18)

GONNA' PLAY SOME FOLKS: Bobby Hurley is going to make an attempt to play some folks. In his first year after looking at a schedule he inherited that included tilts against NC State in Brooklyn, at Creighton, at UNLV and against eventual No. 18 Texas A&M, he put the wheels in motion to make it even better by agreeing to play at Kentucky and filled a holiday break hole that could have been a yawner with Stephen F. Austin. In 2016-17, the squad played No. 1 Kentucky in the Bahamas, Purdue in New York City, at San Diego State, in Orlando for three games, and finished a series with No. 9 Creighton. Kansas will return the trip to Wells Fargo next year after ASU's win on Dec. 10, and ASU already played No. 15 Xavier and hosted 2017 NCAA Tournament product Vanderbilt Dec. 20. Coach Hurley has played four top-10 non-conference opponents in his three years, after ASU faced one in the previous 17 seasons.

ASU REGULAR SEASON OOC GAMES VS. TOP-10 TEAMS (SINCE JOINING PAC-10)

ASU 95 @#2 Kansas 85 (Dec. 10, 2017)

#9 Creighton 96, ASU 85 (Dec. 20, 2016)

#1 Kentucky 115, ASU 69 (Nov. 28, 2016 at Bahamas)

@#5 Kentucky 72, ASU 58 (Dec. 12, 2015)

#7 Duke 64, ASU 53 (Nov. 25, 2009 at MSG)

#2 Kansas 90, ASU 88, OT (Nov. 26, 1997 at MSG)

ASU 97, #7 Maryland 90 (November 23, 1994 at Maui)

@#8 Oklahoma St. 87, ASU 69 (December 2, 1993)

@#9 Kentucky 94, ASU 68 (December 14, 1991)

@#2 Kansas 90, ASU 67 (December 22, 1989)

#10 North Carolina 85, ASU 66 (December 23, 1984 at Tokyo)

#6 Missouri 48, ASU 47 (December 27, 1982 at Honolulu)

BIG WEEK FOR SHANNON: The U.S. Basketball Writers Association selected Shannon Evans II as its Dec. 10 Oscar Robertson National Player of the Week. As the Pac-12 Conference Player of the Week, Evans was chosen by a representative of the USBWA board of directors. The 6-1 guard had 18 points, six rebounds and six assists in 82-70 win over St. John's in Los Angeles on Friday night. Less than 48 hours later, the Suffolk, Va. native hit five 3-pointers en route to 22 points along with five assists and no turnovers as ASU won at No. 2 Kansas. He averaged 20.0 points on 52 percent field goal shooting (13-25), including 53 percent behind the arc (8-15), and 5.5 assists with an 11-to-1 assist-to-turnover ratio.

SPLASH GAMES: Shannon Evans II arrived at ASU after having spent two seasons under Coach Hurley at Buffalo. As a sophomore in 2014-15 he averaged 15.4 points, 3.2 rebounds and 4.6 assists and led the Bulls to the NCAA Tournament as he earned second-team All-MAC honors. He made his first 20 free throws to start last season. Also, he had 50 points in an exhibition win this year against Arizona Christian.

SHANNON EVANS II 25-POINT SCORING GAMES (4 AT ASU)

33 vs. Cornell (1/3/15)

28 at #13 Oregon (2/2/17)

28 vs. UNLV (12/3/16)

25 vs. Idaho State (11/14/17)

25 vs. Washington (1/25/17)

25 at Ball State (2/4/15)

QUICK QUESTIONS WITH SHANNON EVANS

Most upset on the court: Losing the NCAA tournament

Happiest on the court: Winning the MAC championship

Past sporting event to go back and watch: Duke vs UNLV (March 30, 1991)

Past Sun Devil to go watch compete: Pat Tillman

JUSTICE SERVED: Kodi Justice has made 172 three pointers in 95 career games. He suffered a fractured navicular bone in his left foot on Jan. 25, 2015 (freshman year) and missed the remainder of that season, but bounced back with a solid sophomore season. His injury happened the game following a season-high 16 points at California, so he was just starting to get in the groove, and then adapted to a new coaching staff in the summer of 2015 while getting healthy.

FOUR QUESTIONS WITH KODI JUSTICE

You can pick the brain of any coach, who is it? John Wooden

You can go watch a past sporting event live...which one? Rumble in the Jungle

Past Sun Devil (any sport) you wish you could have watched compete: Pat Tillman

Biggest challenge in my life: Being dyslexic

KODI'S YEAR-BY-YEAR IMPROVEMENTS

(SEASON: FG% / 3PM / PPG)

2014-15: .424 / 17 / 4.6

2015-16: .394 / 60 / 7.9

2016-17: .421 / 63 / 9.2

2017-18: .470 / 32 / 13.6

#DUNK-KWON: Junior college transfer De'Quon Lake is 43-of-58 (.741) from the field. He has 32 offensive rebounds and 21 dunks and his efforts have resulted in 24 second-chance points. He posted five dunks against both Idaho State and San Diego State. He also had seven blocks vs. Pacific.

NO DEPTH: Tra Holder led Pac-12 in mpg. in conference games last year at 37.9, but not far behind him were Sun Devils Shannon Evans II (36.7/second) and Torian Graham (36.6/third).

LENGTH: ASU has solid wing spans this year. De'Quon Lake has a 7-2 wingspan, while Vitaliy Shibel and Romello White are at 7-0. Kimani Lawrence stretched to 6-11 on his 6-7 frame.

DOWN GOES RANKED TEAM: ASU has now defeated four ranked teams in Bobby Hurley's Sun Devil tenure, as besides the win at #2 Kansas, it beat No. 15 Xavier 102-86 on Nov. 24, 2017 in Las Vegas, No. 23 USC 74-57 on Feb. 12, 2016 and No. 18 Texas A&M 67-54 on Dec. 5, 2015. The Nov. 24 Xavier win was the highest ranked non-conference team ASU had topped since it beat No. 7 Maryland in the 1994 Maui Invitational...until it won at #2 Kansas on Dec. 10.

@SUNDEVILHOOPS OOC WINS VS. RANKED TEAMS PAC-10/12 ERA

#16 ASU 95, @#2 Kansas 85 (Dec. 10, 2017)

ASU 102, #15 Xavier 86 (Nov. 24, 2017 at Las Vegas)

ASU 67, #18 Texas A&M 54 (Dec. 5, 2015)

ASU 79, #25 Marquette 77 (Nov. 25, 2013)

ASU 77, #17 Xavier 55 (Dec. 15, 2007)

ASU 97, #7 Maryland 90 (Nov. 23, 1994 at Maui Invitational)

ASU 79, #13 Michigan 62 (Nov. 22, 1994 at Maui Invitational)

#14 ASU 71, #7 Ohio State 58 (Dec. 20, 1980)

ASU 96, #12 Iowa 88 (Dec. 6, 1980)

TOP SCORERS: ASU has two of the top five scorers in the Pac-12 returning, as Tra Holder (16.2 ppg) and Shannon Evans II (15.0) averaged more than 31 points.

PAC-12 TOP RETURNING SCORERS IN 2017-18

17.4-Reid Travis, Stanford

17.2-Allonzo Trier, Arizona

16.3-Stephen Thompson, Oregon State

16.2-Tra Holder, Arizona State

15.0-Shannon Evans II, Arizona State

CAREER FT% NUMBERS

Shannon Evans II: 344-421/.817

Tra Holder: 464-612/.758

Kodi Justice: 101-134/.754

KODI JUSTICE TOP SCORING GAMES

28 vs. Kansas State (11/23/17)

22 vs. USC (2/26/17)

20 vs. Citadel (11/23/16)

20 vs. Houston Baptist (12/19/15)

19 vs. #5 UCLA (2/23/17)

ROMELLO WHITE DOUBLE-DOUBLES

10/11 at Colorado (1/4/18)

16/13 vs. San Francisco (12/2/17)

14/11 vs. UC Irvine (11/19/17)

16/15 vs. San Diego State (11/14/17)

MOST ASU POINTS

UNDER BOBBY HURLEY

40-Tra Holder vs. #15 Xavier (11/24/17)

35-Tra Holder vs. UC Irvine (11/19/17)

32-T. Graham vs. #5 Oregon (3/9/17)

31-Tra Holder at #17 Arizona (12/30/17)

30-T. Graham at Stanford (12/30/16)

29-Tra Holder at #2 Kansas (12/10/17)

29-T. Graham at UW (2/16/17)

28-Kodi Justice vs. KSU (11/23/17)

28-T. Graham vs. #5 UCLA (2/23/17)

28-S. Evans at #13 Oregon (2/2/17)

28-Shannon Evans vs UNLV (12/3/16)

ABOUT THE FRESHMEN: From one coast to the other one, Bobby Hurley's staff signed a pair of top-100 players in the fall of 2016, as 6-7 swingman Kimani Lawrence (New Hampton School in New Hampton, N.H.) and 6-1 guard Remy Martin of Chatsworth (Calif.) Sierra Canyon joined the program this summer. A four-star signee according to Scout, Martin averaged 14.5 points as a junior. Lawrence, a four-star small forward from The New Hampton School in New Hampton, N.H., is the nation's 54th overall prospect according to ESPN.

SCOUT.COM SUN DEVIL TOP-100

RECRUITS ON ROSTER

54. Kimani Lawrence, 2017

81. Romello White, 2016

98. Remy Martin, 2017

100. Tra Holder, 2014

DIGITS FROM LAST YEAR: ASU's 78.6 points per game last year was its best since the 1997-98 squad averaged 84.5...ASU ranked third in the Pac-12 in free throw shooting (.749) and averaged just 10.4 turnovers (first in the league and T-11th in the nation) and 9.9 three-pointers made (second in Pac-12)...Tra Holder led the league in free throws made and attempted (152-of-197/.772)...ASU likes to shoot the three as its 328 made last year was third-most in league history behind only UCLA (354 in 2016-17) and Oregon (350 in 2006-07).

PREDICTIONS: ASU was picked sixth in the Pac-12 preseason media poll announced on Oct. 12, its top preseason ranking since being picked fourth in the final year of the Pac-10 prior to the 2010-11 season. ASU has been picked 11th (2016-17 and 2012-13), eighth (2015-16), ninth (2014-15 and 2011-12), and seventh (2013-14) in six previous Pac-12 polls. UA was picked to finish first, followed by USC, UCLA, UO, Stanford, ASU, Utah, OSU, CU, UW, Cal and WSU.

MEET THE SIX: ASU has six newcomers filling roles in 2017-18, led by three who were in the program last year. **Romello White** is a 6-8 forward from Suwanee, Ga. who practiced last season as an academic redshirt and was a top-100 player (No. 77 by ESPN, No. 81 by Scout) in the 2016 signing class. Texan **Mickey Mitchell** is a skilled 6-7 sophomore who started seven games and played in 23 for Ohio State in 2015-16, came to ASU in December of 2016 and became eligible on Dec. 10, while 6-9 redshirt freshman **Vitaliy Shibell** has a great southpaw shooting stroke but missed last year with an ACL injury. Junior college transfer **De'Quon Lake** has a 6-10 frame and a 7-2 wing span. ESPN 2017 top-100 players **Kimani Lawrence** (New Hampton School/Providence, RI), is a 6-7 swingman with 6-11 wingspan ranked No. 54, while **Remy Martin** (Sierra Canyon/Chatsworth, Calif.) is a 6-0 lead guard and was No. 82 in the rankings.

HALF: ASU is 12-28 (.300) when trailing at the half under Bobby Hurley, after going 12-64 (.157) the previous five seasons.

- 12 HALFTIME DEFICIT WINS UNDER COACH HURLEY**
- (-3) @#2 Kansas 40, ASU 37/Dec. 10, 2017/ASU 95, @KU 85
 - (-2) #15 Xavier 46, ASU 44/Nov. 24, 2017/ASU 102, #15 Xavier 86
 - (-2) Kansas State 44, ASU 42/Nov. 23, 2017/ASU 92, KSU 90
 - (-6) SDSU 40, ASU 34/Nov. 14, 2017/ASU 90, SDSU 68
 - (-1) USC 48, ASU 47/Feb. 26, 2017/ASU 83, USC 82
 - (-2) @UW 41, ASU 39/Feb. 16, 2017/ASU 83, @UW 81
 - (-1) Stanford 33, ASU 32/Feb. 11, 2017/ASU 75, Stanford 69
 - (-7) @SDSU 32, ASU 25/Dec. 10, 2016/ASU 74, @SDSU 63
 - (-3) #23 USC 30, ASU 27/Feb. 12, 2016/ASU 74, USC 67
 - (-12) @UNLV 37, ASU 25/Dec. 16, 2015/ASU 66, @UNLV 56
 - (-8) @Creighton 41, ASU 33/Dec. 2, 2015/ASU 79, @Creighton 77
 - (-2) UCSB 29, ASU 27/Nov. 29, 2015/ASU 70, UCSB 68

#0 TRA HOLDER SEASON/CAREER HIGHS

- ✓ Wears 0 because he says zero excuses (and likes Gilbert Arenas)
- ✓ Loves to cook and ate no meat and only fish for most of summer

2017-18	CAREER
POINTS	40 vs #15 Xavier (11/24/17)
FG MADE	14 vs #15 Xavier (11/24/17)
FG ATT	22 vs #15 Xavier (11/24/17)
3PTM	6 vs UC Irvine (11/19/17)
3PTA	9 (2x) vs. C. Arkansas (12/22/16)
FT MADE	15 at #17 Arizona (12/30/17)
FT ATT	16 (3x) at #17 Arizona (12/30/17)
STEALS	6 vs. Longwood (12/19/17)
8 vs. Idaho St. (11/10/17)	ASTS 9 vs. C. Arkansas (12/22/16)
REBOUNDS	9 (2x) vs NAU (11/17/17)
41 at Colorado (1/4/18)	MIN 42 (3x) at UW (2/3/16)

#1 REMY MARTIN SEASON HIGHS

POINTS	21 at #2 Kansas (12/10/17)
REBOUNDS	7 vs. Longwood (12/19/17)
ASSISTS	9 vs. Longwood (12/19/17)
FG MADE	8 at #2 Kansas (12/10/17))
FG ATT	13 at #17 Arizona (12/30/17)
FT MADE	5 (2x) vs Pacific (12/22/17)
FT ATT	6 vs Pacific (12/22/17)
MINUTES	34 vs Idaho State (11/10/17)

#3 MICKEY MITCHELL SEASON HIGHS

POINTS	12 vs. Longwood (12/19/17)
REBOUNDS	13 vs. Vanderbilt (12/17/17)
ASSISTS	4 at Colorado (1/4/18)
MINUTES	32 at Colorado (1/4/18)

#10 VITALIY SHIBEL SEASON HIGHS

POINTS	11 vs. St. John's (12/8/17)
REBOUNDS	8 vs Idaho State (11/10/17)
3PT MADE	11 vs. St. John's (12/8/17)
ASSISTS	4 vs. Idaho State (11/10/17)
MINUTES	28 vs. St. John's (12/8/17)

#11 SHANNON EVANS II ASU SEASON/ASU CAREER HIGHS

✓ Played for Coach Hurley at Buffalo and was part of 2015 NCAA Tournament team and MAC title team.

✓ USBWA Oscar Robertson Player of the Week (Dec. 11)

2017-18CAREER (ASU)
 25 vs Idaho State (11/10/17) ...**PTS**28 (2x) at #13 UO (2/2/17)
REBOUNDS8 vs San Francisco (12/2/17)
ASSISTS8 (3x) vs NAU (11/17/17)
MINUTES41 at Colorado (1/4/18)

#23 ROMELLO WHITE SEASON HIGHS

✓ AAU coach was Jerry Stackhouse

POINTS25 vs Northern Arizona (11/17/17)
REBOUNDS15 vs San Diego State (11/14/17)
FG MADE10 vs Northern Arizona (11/17/17)
FG ATTEMPTED12 vs Northern Arizona (11/17/17)
FREE THROWS MADE8 vs San Francisco (12/22/17)
FREE THROWS ATTEMPTED16 vs San Francisco (12/2/17)
BLOCKS3 vs Idaho State
MINUTES39 vs Kansas State (11/23/17)

#35 DE'QUON LAKE SEASON HIGHS

✓ Made 8-10 FGs in season opener vs. Idaho State

✓ 7-8 FGs on 11/17 vs. NAU

POINTS24 vs Idaho State (11/10/17)
REBOUNDS12 vs Northern Arizona (11/17/17)
FG MADE8 vs Idaho State (11/10/17)
FG ATTEMPTED8 vs Idaho State (11/10/17)
FREE THROWS MADE8 (2x) Longwood (12/19/17)
FREE THROWS ATTEMPTED14 vs Idaho State (11/10/17)
BLOCKS7 vs. Pacific (12/22/17)
MINUTES29 vs Kansas State (11/23/17)

#44 KODI JUSTICE SEASON/CAREER HIGHS

POINTS28 vs Kansas State (11/23/17)
FG MADE9 vs Kansas State (11/23/17)
 4 vs UC Irvine (11/19/17)..... **ASTS**6 (2x) vs Oregon (1/31/16)
REBS9 at #2 Kansas (12/10/16)
 38 (2x) at Colorado (1/4/18) ...**MINS**39 (3x) vs #5 UCLA

SUN DEVIL LEADERS (INCLUDES SHARED)

SCORING: Evans (2), Holder (8), White (2), Justice

REBOUNDING: Holder, White (6), Lake (4), Justice, Mitchell (2)

ASSISTS: Holder (6), Evans (8), Mitchell (2), Martin (2)

SUN DEVIL WINS VS. RANKED TEAMS UNDER COACH HURLEY

ASU 95, @#2 Kansas 85/Dec. 10 2017

ASU vs. #15 Xavier/Nov. 24, 2017

ASU 74, #23 USC 67/Feb. 12, 2016

ASU 67, #18 Texas A&M 54/Dec. 5, 2015

DIGITS: ASU's backcourt has two 1,400-point career scorers as Tra Holder has 1,525 points in 111 Sun Devil games (13.7 ppg.), while Shannon Evans II has 1,480 career points, with 754 of them coming at Buffalo from 2013-15. Combined the duo has made 922 total field goals, 353 three-pointers, 808 free throws and has dropped 3,005 collegiate points in 220 career games.

MOST COMBINED POINTS BY DUO ENTERING 2017-18

2,707/St. Bonaventure: Jaylen Adams (1,377)/Matt Mobley (1,330)

2,701/Rhode Island: E.C. Matthews (1,519)/Jared Terrell (1,182)

2,639/Xavier: Trevon Bluiett (1,585)/J.P. Macura (1,054)

2,463/Arizona State: Shannon Evans II (1,248)/Tra Holder (1,215)

SHANNON FTS: Shannon Evans II finished tied for second in the Pac-12 in free throw percentage (100-of-120/.833), just .002 off the leader. Two Sun Devils have led the Pac-12, as Chris Beasley shot .875 (112-of-128) in 1983-84 and Alex Austin made 69-of-80 (.863) in 1988-89.

FREE THROWS: The Sun Devils made free throws at a rate that was third-best in school history (489-of-653/.749) last year. ASU shot .756 in 1977-78 and .754 in 1954-55 for its best season.

SUN DEVIL CAREER STARTS

120, Jeff Pendergraph, 2005-09

119, Ty Abbott, 2007-11

114, Eddie House, 1996-2000

109, Ron Riley, 1992-96

104, Derek Glasser, 2006-10

102, Tra Holder, 2014-18

2017-18 @SunDevilHoops
Arizona State Combined Team Statistics (as of Jan 04, 2018)
All games

RECORD:	OVERALL	HOME	AWAY	NEUTRAL
ALL GAMES	12-2	8-0	1-2	3-0
CONFERENCE	0-2	0-0	0-2	0-0
NON-CONFERENCE	12-0	8-0	1-0	3-0

#	Player	gp-gs	min	avg	Total		3-Point		F-Throw		Rebounds								a	to	blk	stl	pts	avg
					fg-fga	fg%	3fg-fga	3fg%	ft-fa	ft%	off	def	tot	avg	pf	dq								
00	Holder, Tra	14-14	499	35.6	91-198	.460	38-88	.432	90-106	.849	14	54	68	4.9	32	1	60	42	0	27	310	22.1		
11	Evans II, Shannon	14-14	495	35.4	67-181	.370	38-112	.339	60-70	.857	6	44	50	3.6	27	0	63	19	1	20	232	16.6		
23	White, Romello	13-13	348	26.8	64-97	.660	0-0	.000	48-86	.558	45	69	114	8.8	42	2	5	26	10	2	176	13.5		
44	Justice, Kodi	14-14	466	33.3	61-138	.442	38-99	.384	25-34	.735	3	40	43	3.1	25	0	25	19	5	18	185	13.2		
01	Martin, Remy	14-0	362	25.9	55-110	.500	11-23	.478	23-28	.821	11	32	43	3.1	27	0	37	24	2	19	144	10.3		
35	Lake, De'Quon	14-1	261	18.6	43-58	.741	0-0	.000	33-52	.635	32	54	86	6.1	37	1	3	8	20	1	119	8.5		
03	Mitchell, Mickey	6-3	145	24.2	16-28	.571	0-1	.000	12-20	.600	14	30	44	7.3	19	1	12	8	4	5	44	7.3		
10	Shibel, Vitaliy	14-11	198	14.1	14-36	.389	8-28	.286	6-8	.750	7	25	32	2.3	43	2	11	11	6	1	42	3.0		
14	Lawrence, Kimani	1-0	4	4.0	0-0	.000	0-0	.000	1-2	.500	0	1	1	1.0	3	0	0	0	0	0	1	1.0		
22	Witherill, Austin	10-0	33	3.3	2-4	.500	2-4	.500	1-2	.500	1	4	5	0.5	0	0	0	0	0	0	7	0.7		
24	Salzman, Jordan	4-0	5	1.3	0-1	.000	0-0	.000	0-0	.000	0	0	0	0.0	0	0	0	0	0	0	0	0.0		
25	Fogerty, Grant	8-0	9	1.1	0-1	.000	0-0	.000	0-0	.000	0	0	0	0.0	2	0	1	0	0	0	0	0.0		
Team											23	24	47		1		4							
Total.....		14	2825		413-852	.485	135-355	.380	299-408	.733	156	377	533	38.1	258	7	217	161	48	93	1260	90.0		
Opponents.....		14	2825		362-870	.416	125-368	.340	185-268	.690	173	332	505	36.1	330	9	209	227	49	70	1034	73.9		

TEAM STATISTICS	ASU	OPP
SCORING	1260	1034
Points per game	90.0	73.9
Scoring margin	+16.1	-
FIELD GOALS-ATT	413-852	362-870
Field goal pct	.485	.416
3 POINT FG-ATT	135-355	125-368
3-point FG pct	.380	.340
3-pt FG made per game	9.6	8.9
FREE THROWS-ATT	299-408	185-268
Free throw pct	.733	.690
F-Throws made per game	21.4	13.2
REBOUNDS	533	505
Rebounds per game	38.1	36.1
Rebounding margin	+2.0	-
ASSISTS	217	209
Assists per game	15.5	14.9
TURNOVERS	161	227
Turnovers per game	11.5	16.2
Turnover margin	+4.7	-
Assist/turnover ratio	1.3	0.9
STEALS	93	70
Steals per game	6.6	5.0
BLOCKS	48	49
Blocks per game	3.4	3.5
ATTENDANCE	63353	51710
Home games-Avg/Game	8-7919	3-12895
Neutral site-Avg/Game	-	3-4342

Date	Opponent		Score	Att.
11-10-17	IDAHO STATE	W	94-74	5697
11-14-17	SAN DIEGO STATE	W	90-68	6640
11-17-17	NORTHERN ARIZONA	W	97-62	6189
11-19-17	UC IRVINE	W	99-78	5394
! 11-23-17	vs KANSAS ST	W	92-90	3245
! 11-24-17	vs XAVIER	W	102-86	3325
12-02-17	USF	W	75-57	8682
# 12-08-17	vs St John's	W	82-70	6456
12-10-17	at Kansas	W	95-85	16300
12-17-17	VANDERBILT	W	76-64	10797
12-19-17	LONGWOOD	W	95-61	9308
12-22-17	PACIFIC	W	104-65	10646
* 12/30/17	at Arizona	L	78-84	14644
* 1/4/18	at Colorado	Lot	81-90	7740

* = Conference game

! = Continental Tire Invitational at Orleans Arena (Las Vegas, Nevada)

= Basketball Hall of Fame Classic at Staples Center

Score by Periods	1st	2nd	OT	Totals
Arizona State	587	666	7	1260
Opponents	485	533	16	1034

2017-18 @SunDevilHoops
Arizona State Combined Team Statistics (as of Jan 04, 2018)
Conference games

RECORD:	OVERALL	HOME	AWAY	NEUTRAL
ALL GAMES	0-2	0-0	0-2	0-0
CONFERENCE	0-2	0-0	0-2	0-0
NON-CONFERENCE	0-0	0-0	0-0	0-0

##	Player	gp-gs	min	avg	Total		3-Point		F-Throw		Rebounds				pf	dq	a	to	blk	stl	pts	avg
					fg-fga	fg%	3fg-fga	3fg%	ft-fa	ft%	off	def	tot	avg								
00	Holder, Tra	2-2	77	38.5	14-32	.438	6-17	.353	21-23	.913	3	4	7	3.5	7	1	2	7	0	5	55	27.5
01	Martin, Remy	2-0	45	22.5	9-25	.360	4-6	.667	0-0	.000	2	5	7	3.5	1	0	1	2	1	1	22	11.0
44	Justice, Kodi	2-2	72	36.0	6-21	.286	6-18	.333	4-4	1.000	1	4	5	2.5	6	0	4	3	0	2	22	11.0
11	Evans II, Shannon	2-2	76	38.0	6-28	.214	0-14	.000	6-7	.857	1	7	8	4.0	5	0	7	4	0	3	18	9.0
03	Mitchell, Mickey	2-2	62	31.0	7-15	.467	0-1	.000	4-6	.667	6	11	17	8.5	9	1	6	2	2	1	18	9.0
23	White, Romello	2-2	49	24.5	6-14	.429	0-0	.000	0-4	.000	7	12	19	9.5	8	1	1	1	1	0	12	6.0
35	Lake, De'Quon	2-0	29	14.5	3-4	.750	0-0	.000	2-3	.667	4	5	9	4.5	5	0	1	0	1	0	8	4.0
10	Shibel, Vitaliy	2-0	11	5.5	1-3	.333	1-3	.333	0-0	.000	1	2	3	1.5	3	0	0	0	0	0	3	1.5
14	Lawrence, Kimani	1-0	4	4.0	0-0	.000	0-0	.000	1-2	.500	0	1	1	1.0	3	0	0	0	0	0	1	1.0
Team											4	0	4					1				
Total.....		2	425		52-142	.366	17-59	.288	38-49	.776	29	51	80	40.0	47	3	22	20	5	12	159	79.5
Opponents.....		2	425		57-125	.456	18-46	.391	42-55	.764	24	64	88	44.0	40	0	34	30	10	7	174	87.0

TEAM STATISTICS	ASU	OPP
SCORING	159	174
Points per game	79.5	87.0
Scoring margin	-7.5	-
FIELD GOALS-ATT	52-142	57-125
Field goal pct	.366	.456
3 POINT FG-ATT	17-59	18-46
3-point FG pct	.288	.391
3-pt FG made per game	8.5	9.0
FREE THROWS-ATT	38-49	42-55
Free throw pct	.776	.764
F-Throws made per game	19.0	21.0
REBOUNDS	80	88
Rebounds per game	40.0	44.0
Rebounding margin	-4.0	-
ASSISTS	22	34
Assists per game	11.0	17.0
TURNOVERS	20	30
Turnovers per game	10.0	15.0
Turnover margin	+5.0	-
Assist/turnover ratio	1.1	1.1
STEALS	12	7
Steals per game	6.0	3.5
BLOCKS	5	10
Blocks per game	2.5	5.0
ATTENDANCE	0	22384
Home games-Avg/Game	0-0	2-11192
Neutral site-Avg/Game	-	0-0

Date	Opponent		Score	Att.
* 12/30/17	at Arizona	L	78-84	14644
* 1/4/18	at Colorado	Lot	81-90	7740

* = Conference game

! = Continental Tire Invitational at Orleans Arena (Las Vegas, Nevada)

= Basketball Hall of Fame Classic at Staples Center

Score by Periods	1st	2nd	OT	Totals
Arizona State	71	81	7	159
Opponents	68	90	16	174

Individual Career History

Evans II, Shannon

Season	gp-gs	min/avg	Total		3-Point		F-Throws		Rebounds										Scoring	
			fg-fga	pct	fg-fga	pct	ft-fta	pct	off	def	tot	avg	pf	fo	ast	to	blk	stl	pts	avg
2013-14*	29-0	766/26.4	73-209	.349	32-108	.296	69-87	.793	11	61	72	2.5	56	2	95	60	11	40	247	8.5
2014-15*	33-33	1139/34.5	163-395	.413	66-173	.382	115-144	.799	15	89	104	3.2	69	0	153	84	10	56	507	15.4
2016-17	33-33	1179/35.7	161-392	.411	72-201	.358	100-120	.833	17	93	110	3.3	61	0	144	62	7	42	494	15.0
2017-18	14-14	495/35.4	67-181	.370	38-112	.339	60-70	.857	6	44	50	3.6	27	0	63	19	1	20	232	16.6
TOTAL	47-47	1674/35.6	228-573	.398	110-313	.351	160-190	.842	23	137	160	3.4	88	0	207	81	8	62	726	15.4
All*	109-80	3579/32.8	464-1177	.394	208-594	.350	344-421	.817	49	287	336	3.1	213	2	455	225	29	158	1480	13.6

* Statistics from prior team/school

Holder, Tra

Season	gp-gs	min/avg	Total		3-Point		F-Throws		Rebounds										Scoring	
			fg-fga	pct	fg-fga	pct	ft-fta	pct	off	def	tot	avg	pf	fo	ast	to	blk	stl	pts	avg
2014-15	32-23	865/27.0	58-183	.317	12-50	.240	97-137	.708	9	60	69	2.2	57	0	115	80	0	16	225	7.0
2015-16	32-32	1017/31.8	140-362	.387	49-134	.366	125-172	.727	22	90	112	3.5	66	1	117	84	2	33	454	14.2
2016-17	33-33	1174/35.6	169-390	.433	46-125	.368	152-197	.772	38	83	121	3.7	68	2	106	66	1	29	536	16.2
2017-18	14-14	499/35.6	91-198	.460	38-88	.432	90-106	.849	14	54	68	4.9	32	1	60	42	0	27	310	22.1
TOTAL	111-102	3555/32.0	458-1133	.404	145-397	.365	464-612	.758	83	287	370	3.3	223	4	398	272	3	105	1525	13.7

Justice, Kodi

Season	gp-gs	min/avg	Total		3-Point		F-Throws		Rebounds										Scoring	
			fg-fga	pct	fg-fga	pct	ft-fta	pct	off	def	tot	avg	pf	fo	ast	to	blk	stl	pts	avg
2014-15	18-7	229/12.7	28-66	.424	17-37	.459	10-12	.833	6	16	22	1.2	22	0	28	19	2	5	83	4.6
2015-16	32-3	792/24.8	84-213	.394	60-150	.400	25-33	.758	12	57	69	2.2	78	1	76	53	5	30	253	7.9
2016-17	33-26	1025/31.1	99-235	.421	63-151	.417	41-55	.745	13	81	94	2.8	106	9	80	53	19	44	302	9.2
2017-18	14-14	466/33.3	61-138	.442	38-99	.384	25-34	.735	3	40	43	3.1	25	0	25	19	5	18	185	13.2
TOTAL	97-50	2512/25.9	272-652	.417	178-437	.407	101-134	.754	34	194	228	2.4	231	10	209	144	31	97	823	8.5

Witherill, Austin

Season	gp-gs	min/avg	Total		3-Point		F-Throws		Rebounds										Scoring	
			fg-fga	pct	fg-fga	pct	ft-fta	pct	off	def	tot	avg	pf	fo	ast	to	blk	stl	pts	avg
2014-15	3-0	5/1.7	1-3	.333	1-2	.500	0-0	.000	1	2	3	1.0	1	0	0	0	0	0	3	1.0
2015-16	13-0	18/1.4	1-6	.167	1-5	.200	2-2	1.000	0	0	0	0.0	0	0	0	1	0	0	5	0.4
2016-17	16-0	26/1.6	0-4	.000	0-4	.000	2-2	1.000	0	2	2	0.1	0	0	1	0	0	0	2	0.1
2017-18	10-0	33/3.3	2-4	.500	2-4	.500	1-2	.500	1	4	5	0.5	0	0	0	0	0	0	7	0.7
TOTAL	42-0	82/2.0	4-17	.235	4-15	.267	5-6	.833	2	8	10	0.2	1	0	1	1	0	0	17	0.4

2017-18 @SunDevilHoops
Arizona State Game-by-Game Highs (as of Jan 04, 2018)
All games

Opponent	Date	Score	Points	Rebounds	Assists	Steals	Blocked shots
IDAHO STATE	11-10-17	94-74	25-Evans II, Shannon	9-Holder, Tra	8-Holder, Tra	1-Holder, Tra Justice, Kodi Martin, Remy	3-Lake, De'Quon
SAN DIEGO STATE	11-14-17	90-68	24-Holder, Tra	15-White, Romello	6-Evans II, Shannon Holder, Tra	2-Martin, Remy Justice, Kodi Holder, Tra Evans II, Shannon	2-Justice, Kodi Lake, De'Quon
NORTHERN ARIZONA	11-17-17	97-62	25-White, Romello	12-Lake, De'Quon	8-Evans II, Shannon	4-Martin, Remy	2-White, Romello
UC IRVINE	11-19-17	99-78	35-Holder, Tra	11-White, Romello	7-Evans II, Shannon	2-Evans II, Shannon Justice, Kodi Holder, Tra	2-White, Romello
vs KANSAS ST	11-23-17	92-90	28-Justice, Kodi	10-Lake, De'Quon	4-Holder, Tra Evans II, Shannon	3-Evans II, Shannon	None
vs XAVIER	11-24-17	102-86	40-Holder, Tra	8-Lake, De'Quon	4-Evans II, Shannon Holder, Tra	3-Holder, Tra Martin, Remy	1-Shibel, Vitaliy
USF	12-02-17	75-57	16-White, Romello	13-White, Romello	4-Evans II, Shannon	2-Evans II, Shannon Martin, Remy	2-Lake, De'Quon
vs St John's	12-08-17	82-70	22-White, Romello	9-White, Romello	6-Evans II, Shannon	1-Evans II, Shannon	None
at Kansas	12-10-17	95-85	29-Holder, Tra	9-Justice, Kodi	7-Holder, Tra	5-Martin, Remy	3-Lake, De'Quon
VANDERBILT	12-17-17	76-64	25-Holder, Tra	13-Mitchell, Mickey	2-Mitchell, Mickey Holder, Tra Evans II, Shannon	2-Mitchell, Mickey Holder, Tra	2-White, Romello
LONGWOOD	12-19-17	95-61	20-Holder, Tra	9-Lake, De'Quon	9-Martin, Remy	6-Holder, Tra	2-Mitchell, Mickey
PACIFIC	12-22-17	104-65	21-Evans II, Shannon	9-Lake, De'Quon Mitchell, Mickey	6-Martin, Remy	1-Justice, Kodi Holder, Tra Shibel, Vitaliy	7-Lake, De'Quon
at Arizona	12/30/17	78-84	31-Holder, Tra	8-White, Romello	5-Evans II, Shannon	2-Evans II, Shannon Holder, Tra	1-Martin, Remy Mitchell, Mickey Lake, De'Quon
at Colorado	1/4/18	81-90	24-Holder, Tra	11-White, Romello	4-Mitchell, Mickey	3-Holder, Tra	1-Mitchell, Mickey White, Romello

2017-18 @SunDevilHoops
Arizona State Team Game-by-Game Comparison (as of Jan 04, 2018)
All games

Opponent	1st	2nd	Score	Mar	Total FG	FG Pct	3-Pointers	3FG Pct	Free Throws	FT Pct	Rebounds	Assist	T/Over	Block	Steal	Fouls
IDAHO STATE	51/33	43/41	94-74	+20	34-65/26-59	.523/.441	9-30/9-24	.300/.375	17-26/13-22	.654/.591	41/29 +12	22/17	11/14	5/2	3/6	18/20
SAN DIEGO STATE	34/40	56/28	90-68	+22	31-61/25-66	.508/.379	8-25/8-21	.320/.381	20-25/10-14	.800/.714	42/36 +6	18/18	12/15	5/2	9/4	17/20
NORTHERN ARIZONA	54/27	43/35	97-62	+35	33-63/19-60	.524/.317	11-26/7-29	.423/.241	20-28/17-22	.714/.773	35/42 (7)	24/12	11/24	5/5	12/4	20/26
UC IRVINE	56/38	43/40	99-78	+21	30-49/28-61	.612/.459	14-23/12-25	.609/.480	25-38/10-16	.658/.625	28/34 (6)	17/21	10/19	2/2	6/7	17/28
KANSAS ST	42/44	50/46	92-90	+2	27-50/34-59	.540/.576	9-18/15-32	.500/.469	29-44/7-9	.659/.778	29/27 +2	13/16	12/16	0/2	6/5	18/32
XAVIER	44/46	58/40	102-86	+16	33-59/30-54	.559/.556	13-27/8-20	.481/.400	23-25/18-23	.920/.783	29/26 +3	11/16	10/13	1/1	9/2	20/21
USF	40/25	35/32	75-57	+18	23-50/18-63	.460/.286	4-13/11-40	.308/.275	25-36/10-14	.694/.714	46/34 +12	10/12	14/14	4/4	6/6	16/30
St John's	46/34	36/36	82-70	+12	25-55/25-64	.455/.391	9-23/7-24	.391/.292	23-27/13-22	.852/.591	38/35 +3	16/13	14/11	0/6	1/5	18/27
Kansas	37/40	58/45	95-85	+10	33-65/32-67	.508/.478	14-28/14-38	.500/.368	15-20/7-9	.750/.778	33/36 (3)	17/19	10/16	3/5	9/6	13/16
VANDERBILT	30/29	46/35	76-64	+12	25-57/23-68	.439/.338	5-23/4-31	.217/.129	21-28/14-19	.750/.737	47/37 +10	7/10	17/15	5/2	4/7	20/23
LONGWOOD	35/30	60/31	95-61	+34	31-69/21-57	.449/.368	10-34/9-21	.294/.429	23-36/10-20	.639/.500	45/40 +5	22/11	11/26	3/3	13/7	16/25
PACIFIC	47/31	57/34	104-65	+39	36-67/24-67	.537/.358	12-26/3-17	.462/.176	20-26/14-23	.769/.609	40/41 (1)	18/10	9/14	10/5	3/4	18/22
Arizona	37/39	41/45	78-84	(6)	25-66/28-62	.379/.452	8-25/8-20	.320/.400	20-25/20-23	.800/.870	39/40 (1)	11/18	13/16	3/4	7/4	20/20
Colorado	34/29	40/45	81-90	(9)	27-76/29-63	.355/.460	9-34/10-26	.265/.385	18-24/22-32	.750/.688	41/48 (7)	11/16	7/14	2/6	5/3	27/20

Note: Game totals are displayed in the format TEAM/OPPONENT for each category

2017-18 @SunDevilHoops
Arizona State Points-Rebounds-Assists (as of Jan 04, 2018)
All games

Opponent	Date	Score		00	01	03	10	11	14	22
				HOLDER,TRA	MARTIN,REM	MITCHELL,M	SHIBEL,VIT	EVANS II,S	LAWRENCE,K	WITHERILL,
IDAHO STATE	11-10-17	94-74	w	18-9-8	12-4-5	DNP	4-8-4	25-4-3	DNP	3-2-0
SAN DIEGO STATE	11-14-17	90-68	w	24-8-6	12-3-3	DNP	0-0-1	14-6-6	DNP	0-1-0
NORTHERN ARIZONA	11-17-17	97-62	w	12-9-6	4-4-5	DNP	5-1-2	20-0-8	DNP	0-0-0
UC IRVINE	11-19-17	99-78	w	35-2-5	5-1-1	DNP	2-0-0	22-3-7	DNP	1-1-0
vs KANSAS ST	11-23-17	92-90	w	11-4-4	6-0-0	DNP	3-2-2	14-1-4	DNP	0-0-0
vs XAVIER	11-24-17	102-86	w	40-4-4	13-2-2	DNP	0-2-0	22-3-4	DNP	0-0-0
USF	12-02-17	75-57	w	15-6-3	12-3-1	DNP	4-5-0	14-8-4	DNP	0-0-0
vs St John's	12-08-17	82-70	w	7-5-4	4-3-2	DNP	11-3-2	18-6-6	DNP	DNP
at Kansas	12-10-17	95-85	w	29-3-7	21-2-2	0-0-1	3-1-0	22-1-5	DNP	DNP
VANDERBILT	12-17-17	76-64	w	25-5-2	6-3-0	8-13-2	3-3-0	15-5-2	DNP	0-0-0
LONGWOOD	12-19-17	95-61	w	20-5-6	13-7-9	12-5-1	2-3-0	7-2-2	DNP	0-0-0
PACIFIC	12-22-17	104-65	w	19-1-3	14-4-6	6-9-2	2-1-0	21-3-5	DNP	3-1-0
at Arizona	12/30/17	78-84	L	31-5-1	11-4-0	10-7-2	3-0-0	7-6-5	DNP	DNP
at Colorado	1/4/18	81-90	L	24-2-1	11-3-1	8-10-4	0-3-0	11-2-2	1-1-0	DNP

Opponent	Date	Score		23	24	25	35	44
				WHITE,ROME	SALZMAN,JO	FOGERTY,GR	LAKE,DE'QU	JUSTICE,KO
IDAHO STATE	11-10-17	94-74	w	DNP	0-0-0	0-0-0	24-8-0	8-3-2
SAN DIEGO STATE	11-14-17	90-68	w	16-15-1	DNP	0-0-0	15-7-1	9-1-0
NORTHERN ARIZONA	11-17-17	97-62	w	25-6-0	DNP	DNP	17-12-1	14-3-2
UC IRVINE	11-19-17	99-78	w	14-11-0	DNP	0-0-0	2-4-0	18-2-4
vs KANSAS ST	11-23-17	92-90	w	19-6-0	DNP	DNP	11-10-0	28-2-3
vs XAVIER	11-24-17	102-86	w	4-5-0	DNP	0-0-0	7-8-0	16-2-1
USF	12-02-17	75-57	w	16-13-0	DNP	0-0-0	2-4-0	12-4-2
vs St John's	12-08-17	82-70	w	22-9-0	DNP	DNP	5-3-0	15-4-2
at Kansas	12-10-17	95-85	w	13-7-1	DNP	DNP	0-3-0	7-9-1
VANDERBILT	12-17-17	76-64	w	12-9-1	0-0-0	0-0-0	0-0-0	7-4-0
LONGWOOD	12-19-17	95-61	w	7-6-1	0-0-0	0-0-0	16-9-0	18-3-3
PACIFIC	12-22-17	104-65	w	16-8-0	0-0-0	0-0-1	12-9-0	11-1-1
at Arizona	12/30/17	78-84	L	2-8-0	DNP	DNP	8-3-1	6-3-2
at Colorado	1/4/18	81-90	L	10-11-1	DNP	DNP	0-6-0	16-2-2

Official Basketball Box Score -- Game Totals -- Final Statistics
Arizona State vs Colorado
1/4/18 6:30 p.m. at Boulder, Colo. (Coors Events Center)

Arizona State 81 • 12-2, 0-2 Pac-12

##	Player		Total	3-Ptr	FT-FTA	Rebounds			PF	TP	A	TO	Blk	Stl	Min
			FG-FGA	FG-FGA		Off	Def	Tot							
03	Mitchell, Mickey	f	3-4	0-0	2-3	4	6	10	5	8	4	1	1	0	32
23	White, Romello	f	5-12	0-0	0-2	3	8	11	3	10	1	1	1	0	31
00	Holder, Tra	g	8-20	2-9	6-7	1	1	2	5	24	1	3	0	3	41
11	Evans II, Shannon	g	3-14	0-8	5-6	0	2	2	3	11	2	0	0	1	41
44	Justice, Kodi	g	4-12	4-10	4-4	0	2	2	4	16	2	0	0	1	38
01	Martin, Remy		4-12	3-5	0-0	1	2	3	0	11	1	1	0	0	21
10	Shibel, Vitaliy		0-2	0-2	0-0	1	2	3	1	0	0	0	0	0	7
14	Lawrence, Kimani		0-0	0-0	1-2	0	1	1	3	1	0	0	0	0	4
35	Lake, De'Quon		0-0	0-0	0-0	2	4	6	3	0	0	0	0	0	10
Team						1	0	1				1			
Totals			27-76	9-34	18-24	13	28	41	27	81	11	7	2	5	225

FG % 1st Half: 13-34 38.2% 2nd half: 12-35 34.3% OT: 2-7 28.6% Game: 27-76 35.5% Deadball
 3FG % 1st Half: 5-15 33.3% 2nd half: 3-14 21.4% OT: 1-5 20.0% Game: 9-34 26.5% Rebounds
 FT % 1st Half: 3-3 100.0 2nd half: 13-17 76.5% OT: 2-4 50.0% Game: 18-24 75.0% 5

Colorado 90 • 9-6, 1-2 Pac-12

##	Player		Total	3-Ptr	FT-FTA	Rebounds			PF	TP	A	TO	Blk	Stl	Min
			FG-FGA	FG-FGA		Off	Def	Tot							
01	Bey, Tyler	f	2-2	0-0	4-5	1	7	8	0	8	0	1	1	0	19
35	Walton, Dallas	f	0-4	0-1	2-5	2	5	7	3	2	1	2	3	0	19
05	Brown, Deleon	g	2-5	0-2	1-2	0	3	3	2	5	0	0	0	0	25
24	King, George	g	5-13	4-9	4-6	2	7	9	3	18	2	2	2	0	34
25	Wright, McKinley	g	8-15	0-3	3-4	3	0	3	2	19	5	5	0	2	37
00	Schwartz, D'Shawn		0-1	0-0	0-0	0	0	0	0	0	0	0	0	0	4
11	Nikolic, Lazar		0-1	0-1	1-2	1	2	3	3	1	1	1	0	0	15
13	Wright, Namon		7-12	2-3	3-4	0	7	7	3	19	1	0	0	0	31
15	Collier, Dominique		4-7	3-5	0-0	0	3	3	2	11	6	1	0	1	25
23	Siewert, Lucas		1-3	1-2	4-4	0	0	0	2	7	0	0	0	0	16
Team						2	3	5				2			
Totals			29-63	10-26	22-32	11	37	48	20	90	16	14	6	3	225

FG % 1st Half: 9-27 33.3% 2nd half: 16-29 55.2% OT: 4-7 57.1% Game: 29-63 46.0% Deadball
 3FG % 1st Half: 3-12 25.0% 2nd half: 6-12 50.0% OT: 1-2 50.0% Game: 10-26 38.5% Rebounds
 FT % 1st Half: 8-11 72.7% 2nd half: 7-12 58.3% OT: 7-9 77.8% Game: 22-32 68.8% 5

Officials: Randy McCall, Tom O'Neill, Rick Randall

Technical fouls: Arizona State-None. Colorado-None.

Attendance: 7740

Arizona State ranked #4 AP/#6 Coaches

Arizona State #3 fouled out with 41.9 seconds left in overtime

Arizona state #00 Fouled out with 24.3 seconds left in overtime

Score by periods	1st	2nd	OT	Total
Arizona State	34	40	7	81
Colorado	29	45	16	90

	In	Off	2nd	Fast	
Points	Paint	T/O	Chance	Break	Bench
ASU	34	16	9	5	12
COLO	36	9	17	9	38

Last FG - ASU OT-00:55, COLO OT-01:02.

Largest lead - ASU by 12 1st-15:03, COLO by 9 OT-00:24.

Score tied - 1 time.

Lead changed - 1 time.

Official Basketball Box Score -- Game Totals -- Final Statistics

Arizona State vs Arizona

12/30/17 7:00 p.m. at Olson Court, McKale Center

Arizona State 78 • 12-1 (0-1 P-12)

##	Player		Total	3-Ptr	FT-FTA	Rebounds			PF	TP	A	TO	Blk	Stl	Min
			FG-FGA	FG-FGA		Off	Def	Tot							
03	Mitchell, Mickey	f	4-11	0-1	2-3	2	5	7	4	10	2	1	1	1	30
23	White, Romello	f	1-2	0-0	0-2	4	4	8	5	2	0	0	0	0	18
00	Holder, Tra	g	6-12	4-8	15-16	2	3	5	2	31	1	4	0	2	36
11	Evans II, Shannon	g	3-14	0-6	1-1	1	5	6	2	7	5	4	0	2	35
44	Justice, Kodi	g	2-9	2-8	0-0	1	2	3	2	6	2	3	0	1	34
01	Martin, Remy		5-13	1-1	0-0	1	3	4	1	11	0	1	1	1	24
10	Shibel, Vitaliy		1-1	1-1	0-0	0	0	0	2	3	0	0	0	0	4
35	Lake, De'Quon		3-4	0-0	2-3	2	1	3	2	8	1	0	1	0	19
Team						3	0	3							
Totals			25-66	8-25	20-25	16	23	39	20	78	11	13	3	7	200

FG % 1st Half: 13-29 44.8% 2nd half: 12-37 32.4% Game: 25-66 37.9%
 3FG % 1st Half: 5-10 50.0% 2nd half: 3-15 20.0% Game: 8-25 32.0%
 FT % 1st Half: 6-6 100.0 2nd half: 14-19 73.7% Game: 20-25 80.0%

Deadball
Rebounds
2,1

Arizona 84 • 11-3 (1-0 P-12)

##	Player		Total	3-Ptr	FT-FTA	Rebounds			PF	TP	A	TO	Blk	Stl	Min
			FG-FGA	FG-FGA		Off	Def	Tot							
13	Ayton, Deandre	f	9-14	0-0	5-7	6	13	19	2	23	3	6	3	1	35
14	Ristic, Dusan	c	5-9	0-0	2-3	1	3	4	4	12	0	1	1	1	26
00	Jackson-Cartwright,P	g	2-7	1-4	0-0	0	1	1	2	5	6	1	0	1	33
01	Alkins, Rawle	g	3-7	0-1	1-1	2	5	7	3	7	3	5	0	1	33
35	Trier, Allonzo	g	5-15	3-8	10-10	0	2	2	2	23	4	0	0	0	35
03	Smith, Dylan		3-6	3-5	0-0	0	0	0	2	9	1	2	0	0	12
05	Randolph, Brandon		1-2	1-2	2-2	0	0	0	2	5	1	0	0	0	12
11	Lee, Ira		0-2	0-0	0-0	0	2	2	2	0	0	0	0	0	8
23	Barcello, Alex		0-0	0-0	0-0	0	1	1	1	0	0	1	0	0	6
Team						4	0	4							
Totals			28-62	8-20	20-23	13	27	40	20	84	18	16	4	4	200

FG % 1st Half: 13-35 37.1% 2nd half: 15-27 55.6% Game: 28-62 45.2%
 3FG % 1st Half: 5-13 38.5% 2nd half: 3-7 42.9% Game: 8-20 40.0%
 FT % 1st Half: 8-9 88.9% 2nd half: 12-14 85.7% Game: 20-23 87.0%

Deadball
Rebounds
0,1

Officials: Dave Hall, Kevin Brill, Eric Curry

Technical fouls: Arizona State-Evans II, Shannon. Arizona-Ayton, Deandre.

Attendance: 14644

Fouled Out - ASU White 4:50 2H

TV: Pac-12 Networks

Score by periods	1st	2nd	Total
Arizona State	37	41	78
Arizona	39	45	84

Points	In Paint	Off T/O	2nd Chance	Fast Break	Bench
ASU	26	21	11	19	22
ARIZ	28	16	13	12	14

Last FG - ASU 2nd-01:19, ARIZ 2nd-00:11.

Largest lead - ASU by 5 1st-02:12, ARIZ by 12 2nd-10:55.

Score tied - 6 times.


Lead changed - 6 times.



TRA HOLDER
6'1 · 180 · Sr. · G
Los Angeles, Calif.



REMY MARTIN
6'0 · 170 · Fr. · G
Chatsworth, Calif



MICKEY MITCHELL
6'7 · 210 · R-So. · F
Plano, Texas



VITALIY SHIBEL
6'9 · 210 · R-Fr. · F
Ukraine



SHANNON EVANS II
6'1 · 172 · Sr.
Suffolk, Va.



KIMANI LAWRENCE
6'7 · 200 · Fr. · F
Ashburnham, Mass.



JACK ROGGIN
6'0 · 165 · Fr. · G
Calabasas, Calif.




AUSTIN WITHERILL
6'0 · 170 · Sr. · G
Gilbert, Ariz.



ROMELLO WHITE
6'8 · 220 · R-Fr. · F
Suwanee, Ga.



JORDAN SALZMAN
5'10 · 175 · Fr. · G
Locust Valley, NY




GRANT FOGERTY
5'11 · 165 · So. · G
Scottsdale, Ariz.



TREVOR THOMPSON
6'2 · 175 · Fr. · G
Phoenix, Ariz.




DE'QUON LAKE
6'10 · 225 · Jr. · F
Charlotte Amalie, St. Thomas



KODI JUSTICE
6'5 · 190 · Sr. · G
Mesa, Ariz.

WILL REDSHIRT 2017-18:



ROB EDWARDS
6'4 · 200 · R-So. · G
Detroit, Mich.



ZYLAN CHEATHAM
6'8 · 210 · R-So. · F
Phoenix, Ariz.

2017-18 @SUNDEVILHOOPS BOX SCORES GAMES 1-4

Official Basketball Box Score -- Game Totals -- Final Statistics
Idaho State vs Arizona State
11-10-17 8 p.m. MT at NED WULK COURT/WELLS FARGO ARENA--TEMPE

Idaho State 74 • 0-1

#	Player	Total		3-Ptr		Rebounds			PF	TP	A TO Blk Stl				Min
		FG-FGA	FG-FGA	FT-FTA	Off Def Tot										
35	INGRAM, Kyle	f	1-2	0-0	0-2	1	1	2	3	2	2	0	0	0	17
13	TOPALOVIC, Novak	c	6-11	0-0	1-2	2	4	6	3	13	4	2	0	0	25
01	LUZCANDO, Geno	g	3-5	2-2	2-4	1	1	2	5	10	2	3	0	2	29
15	BOYD, Brandon	g	2-9	0-4	3-4	0	1	1	1	7	1	2	0	2	22
25	CHIVICHYAN, Gary	g	3-10	2-8	0-0	1	2	3	3	8	2	0	1	0	25
11	NAKKEN, Erik		1-2	1-1	2-2	0	0	0	0	5	0	0	0	0	9
12	SUTTON, Lyle		0-1	0-1	0-0	0	0	0	1	0	1	0	0	0	5
22	MCCORD, Jacob		6-10	2-4	4-6	2	3	5	2	18	1	4	1	2	23
24	TRUMAN, Blake		2-3	1-1	0-0	0	2	2	0	5	1	0	0	0	15
32	DOWD, Sam		1-3	0-1	0-0	0	1	1	2	2	2	3	0	0	14
33	MOCSAN, Balint		1-3	1-2	1-2	0	4	4	0	4	1	0	0	0	16
	Team					1	2	3							
Totals			26-59	9-24	13-22	8	21	29	20	74	17	14	2	6	200

FG % 1st Half: 12-28 42.9% 2nd half: 14-31 45.2% Game: 26-59 44.1%
3FG % 1st Half: 5-12 41.7% 2nd half: 4-12 33.3% Game: 9-24 37.5%
FT % 1st Half: 4-6 66.7% 2nd half: 9-16 56.3% Game: 13-22 59.1%

Deadball Rebounds 5

Arizona State 94 • 1-0

#	Player	Total		3-Ptr		Rebounds			PF	TP	A TO Blk Stl				Min
		FG-FGA	FG-FGA	FT-FTA	Off Def Tot										
10	Shibel, Vitaliy	f	1-2	0-1	2-2	1	7	8	5	4	4	2	1	0	23
35	Lake, De'Quon	f	8-10	0-0	8-14	5	3	8	2	24	0	1	3	0	28
00	Holder, Tra	g	6-15	2-8	4-4	3	6	9	4	18	8	2	0	1	34
11	Evans II, Shannon	g	9-19	5-13	2-2	1	3	4	3	25	3	1	0	0	37
44	Justice, Kodi	g	3-9	1-6	1-4	0	3	3	3	8	2	2	1	1	29
01	Martin, Remy		6-8	0-0	0-0	0	4	4	0	12	5	3	0	1	34
22	Witherill, Austin		1-2	1-2	0-0	1	1	2	0	3	0	0	0	0	13
24	Salzman, Jordan		0-0	0-0	0-0	0	0	0	0	0	0	0	0	0	1
25	Fogerty, Grant		0-0	0-0	0-0	0	0	0	1	0	0	0	0	0	1
	Team					1	2	3							
Totals			34-65	9-30	17-26	12	29	41	18	94	22	11	5	3	200

FG % 1st Half: 21-34 61.8% 2nd half: 13-31 41.9% Game: 34-65 52.3%
3FG % 1st Half: 6-14 42.9% 2nd half: 3-16 18.8% Game: 9-30 30.0%
FT % 1st Half: 3-8 37.5% 2nd half: 14-18 77.8% Game: 17-26 65.4%

Deadball Rebounds 7

Officials: Bill Vinovich, Tom Nally, Juan Corral
Technical fouls: Idaho State-None. Arizona State-None.
Attendance: 5697
ASU's next game is Tuesday, Nov. 14, vs. San Diego State at 7 p.m.

Score by periods	1st	2nd	Total
Idaho State	33	41	74
Arizona State	51	43	94

Official Basketball Box Score -- Game Totals -- Final Statistics
San Diego State vs Arizona State
11-14-17 7 p.m. MT at Tempe-Ned Wulk Court/Wells Fargo Arena

San Diego State 68 • 1-1

#	Player	Total		3-Ptr		Rebounds			PF	TP	A TO Blk Stl				Min
		FG-FGA	FG-FGA	FT-FTA	Off Def Tot										
21	POPE, Malik	f	5-10	2-4	2-3	4	4	8	3	14	0	3	1	3	25
45	ROOKS, Kameron	c	1-1	0-0	0-0	1	0	1	3	2	0	1	0	0	10
00	WATSON, Devin	g	4-14	0-2	0-1	1	3	4	1	8	9	2	0	0	36
03	KELL, Trey	g	6-14	2-3	2-2	2	8	10	1	16	4	4	1	0	33
42	HEMSLEY, Jeremy	g	1-8	0-2	2-2	0	3	3	1	4	3	2	0	0	26
04	SOHKISH, Michael		0-1	0-1	0-0	0	0	0	0	0	0	0	0	0	1
05	MCDANIELS, Jalen		0-1	0-0	0-0	0	1	1	0	0	0	0	0	0	9
10	MONTANA, Max		5-8	4-6	1-2	0	2	2	2	15	1	1	0	1	21
11	MITCHELL, Matt		0-4	0-2	3-4	0	2	2	5	3	1	2	0	0	17
20	SCHAKEL, Jordan		1-2	0-1	0-0	0	3	3	0	2	0	0	0	0	8
24	NARAIN, Nolan		2-3	0-0	0-0	1	0	1	4	4	0	0	0	0	14
	Team					1	0	1							
Totals			25-66	8-21	10-14	10	26	36	20	68	18	15	2	4	200

FG % 1st Half: 16-36 44.4% 2nd half: 9-30 30.0% Game: 25-66 37.9%
3FG % 1st Half: 6-12 50.0% 2nd half: 2-9 22.2% Game: 8-21 38.1%
FT % 1st Half: 2-2 100.0 2nd half: 8-12 66.7% Game: 10-14 71.4%

Deadball Rebounds 1

Arizona State 90 • 2-0

#	Player	Total		3-Ptr		Rebounds			PF	TP	A TO Blk Stl				Min
		FG-FGA	FG-FGA	FT-FTA	Off Def Tot										
10	Shibel, Vitaliy	f	0-2	0-2	0-0	0	0	0	2	0	1	0	0	0	14
23	White, Romello	f	5-10	0-0	6-9	5	10	15	3	16	1	6	1	1	32
00	Holder, Tra	g	7-14	4-9	6-7	0	8	8	3	24	6	2	0	2	36
11	Evans II, Shannon	g	4-9	1-4	5-6	0	6	6	2	14	6	1	0	2	36
44	Justice, Kodi	g	4-7	1-3	0-0	0	1	1	0	9	0	2	2	2	32
01	Martin, Remy		4-12	2-7	2-2	0	3	3	2	12	3	1	0	2	33
22	Witherill, Austin		0-0	0-0	0-0	0	1	1	0	0	0	0	0	0	1
25	Fogerty, Grant		0-0	0-0	0-0	0	0	0	0	0	0	0	0	0	1
35	Lake, De'Quon		7-7	0-0	1-1	3	4	7	5	15	1	0	2	0	15
	Team					0	1	1							
Totals			31-61	8-25	20-25	8	34	42	17	90	18	12	5	9	200

FG % 1st Half: 11-31 35.5% 2nd half: 20-30 66.7% Game: 31-61 50.8%
3FG % 1st Half: 2-12 16.7% 2nd half: 6-13 46.2% Game: 8-25 32.0%
FT % 1st Half: 10-14 71.4% 2nd half: 10-11 90.9% Game: 20-25 80.0%

Deadball Rebounds 1

Officials: Randy McCall, David Hall, Eric Curry
Technical fouls: San Diego State-None. Arizona State-None.
Attendance: 6640
ASU's next game is Friday, Nov. 17, vs. NAU at 6 p.m. on Pac-12 Arizona.

Score by periods	1st	2nd	Total
San Diego State	40	28	68
Arizona State	34	56	90

Official Basketball Box Score -- Game Totals -- Final Statistics
Northern Arizona vs Arizona State
11-17-17 6 p.m. MT at Ned Wulk Court/Wells Fargo Arena-Tempe

Northern Arizona 62 • 0-3

#	Player	Total		3-Ptr		Rebounds			PF	TP	A TO Blk Stl				Min
		FG-FGA	FG-FGA	FT-FTA	Off Def Tot										
25	Brooks Debisschop	f	0-4	0-2	2-6	1	4	5	3	2	2	1	1	1	28
33	Isaiah Thomas	f	4-6	0-0	1-2	4	5	9	4	9	0	2	2	0	20
00	Torry Johnson	g	2-12	0-7	4-4	2	2	4	2	8	1	3	0	0	32
03	Gino Little	g	3-6	1-3	0-0	0	4	4	1	7	2	3	0	0	25
32	Chris Bowling	g	2-11	2-7	0-0	1	2	3	2	6	1	2	0	0	24
02	Corey Brown		1-2	0-0	0-0	0	3	3	2	2	1	1	1	1	12
04	JoJo Anderson		1-6	1-5	8-8	0	1	1	2	11	3	5	0	0	20
10	Malcolm Allen		0-0	0-0	0-0	0	0	0	1	0	0	1	0	0	1
14	Karl Harris		5-12	3-5	2-2	0	1	1	3	15	2	3	0	1	19
23	Lenell Henry		0-0	0-0	0-0	0	1	1	2	0	2	0	0	0	8
55	Ruben Fuamba		1-1	0-0	0-0	2	3	5	4	2	0	1	1	1	11
	Team					5	1	6							
Totals			19-60	7-29	17-22	15	27	42	26	62	12	24	5	4	200

FG % 1st Half: 8-32 25.0% 2nd half: 11-28 39.3% Game: 19-60 31.7%
3FG % 1st Half: 4-16 25.0% 2nd half: 3-13 23.1% Game: 7-29 24.1%
FT % 1st Half: 7-8 87.5% 2nd half: 10-14 71.4% Game: 17-22 77.3%

Deadball Rebounds 4

Arizona State 97 • 3-0

#	Player	Total		3-Ptr		Rebounds			PF	TP	A TO Blk Stl				Min
		FG-FGA	FG-FGA	FT-FTA	Off Def Tot										
10	Shibel, Vitaliy	f	2-8	1-6	0-0	0	1	1	4	5	2	2	1	0	20
23	White, Romello	f	10-12	0-0	5-7	2	4	6	4	25	0	0	2	1	30
00	Holder, Tra	g	3-13	2-5	4-6	1	8	9	0	12	6	0	0	2	36
11	Evans II, Shannon	g	5-10	4-7	6-6	0	0	0	1	20	8	1	1	2	33
44	Justice, Kodi	g	4-8	4-8	2-4	0	3	3	3	14	2	2	0	2	24
01	Martin, Remy		2-4	0-0	0-0	1	3	4	4	4	5	5	0	4	26
22	Witherill, Austin		0-0	0-0	0-0	0	0	0	0	0	0	0	0	0	3
35	Lake, De'Quon		7-8	0-0	3-5	4	8	12	3	17	1	1	1	1	28
	Team					0	0	1							
Totals			33-63	11-26	20-28	8	27	35	20	97	24	11	5	12	200

FG % 1st Half: 20-34 58.8% 2nd half: 13-29 44.8% Game: 33-63 52.4%
3FG % 1st Half: 6-11 54.5% 2nd half: 5-15 33.3% Game: 11-26 42.3%
FT % 1st Half: 8-12 66.7% 2nd half: 12-16 75.0% Game: 20-28 71.4%

Deadball Rebounds 3

Officials: Chris Rastatter, Daryl Gelina, Rick Batsell
Technical fouls: Northern Arizona-None. Arizona State-TEAM.
Attendance: 6189
ASU's next game is Sunday, Nov. 19, at noon vs. UC Irvine on Pac-12 Network.
NAU and UC Irvine games part of the Continental Tire Invitational.

Score by periods	1st	2nd	Total
Northern Arizona	27	35	62
Arizona State	54	43	97

Official Basketball Box Score -- Game Totals -- Final Statistics
UC Irvine vs Arizona State
11-19-17 Noon MT at Ned Wulk Court/Wells Fargo Arena-Tempe

UC Irvine 78 • 2-3																
#	Player	Total	3-Ptr	Rebounds			PF	TP	A TO Blk Stl							
		FG-FGA	FG-FGA	FT-FTA	Off	Def	Tot			A	TO	Blk	Stl	Min		
05	Galloway, Jonathan	f	1-3	0-0	0-0	1	2	3	2	2	1	1	0	21		
11	Edgar Jr., John	f	1-4	1-2	0-0	0	0	0	2	3	3	0	0	10		
42	Rutherford, Tommy	f	5-7	1-1	4-7	2	4	6	2	15	2	3	0	25		
02	Hazzard, Max	g	5-9	5-9	0-0	0	2	2	2	15	5	3	0	25		
14	Leonard, Evan	g	6-9	3-5	0-0	3	4	7	4	15	3	3	0	31		
04	Wertner, Justin		0-3	0-1	0-0	1	1	2	2	0	3	1	0	15		
10	Welch, Riley		0-1	0-1	0-0	0	0	0	1	0	0	1	0	4		
13	Smith, Brandon		1-3	0-1	0-0	2	0	2	1	2	0	1	0	7		
23	Traylor, Darrian		0-1	0-1	0-0	0	0	0	1	0	0	0	0	3		
24	Worku, Eyassu		4-12	2-4	4-6	0	1	1	4	14	3	1	0	1	26	
50	Jones, Elston		2-3	0-0	0-0	1	2	3	4	4	1	0	0	2	17	
55	Greene, Brad		3-6	0-0	2-3	3	2	5	3	8	0	3	1	0	16	
	Team					2	1	3								
	Totals		28-61	12-25	10-16	15	19	34	28	78	21	19	2	7	200	
FG % 1st Half: 15-32 46.9% 2nd half: 13-29 44.8% Game: 28-61 45.9%																
3FG % 1st Half: 4-9 44.4% 2nd half: 8-16 50.0% Game: 12-25 48.0%																
FT % 1st Half: 4-6 66.7% 2nd half: 6-10 60.0% Game: 10-16 62.5%																
														Deadball	Rebounds	
															2	

Score tied - 2 times.
Lead changed - 2 times.

2017-18 @SUNDEVILHOOPS BOX SCORES GAMES 9-12

Official Basketball Box Score -- Game Totals -- Final Statistics
Arizona State vs Kansas
12/10/17 1:01pm at Lawrence, Kan. (Allen Fieldhouse)

Arizona State 95 • 9-0

#	Player		Total		3-Ptr		Rebounds			PF	TP	A TO Blk Stl				Min
			FG-FGA	FG-FGA	FT-FTA	Off	Def	Tot	A			TO	Blk	Stl		
10	Shibel, Vitaliy	f	1-1	1-1	0-0	0	1	1	1	3	0	1	0	0	13	
23	White, Romello	f	6-11	0-0	1-1	1	6	7	1	13	1	2	0	0	32	
00	Holder, Tra	g	8-16	4-7	9-12	0	3	3	3	29	7	3	0	0	40-	
11	Evans II, Shannon	g	8-14	5-9	1-2	0	1	1	1	22	5	0	0	2	36	
44	Justice, Kodi	g	2-10	2-9	1-2	1	8	9	3	7	1	1	0	2	35	
01	Martin, Remy		8-11	2-2	3-3	1	1	2	2	21	2	1	0	5	32	
03	Mitchell, Mickey		0-1	0-0	0-0	0	0	0	1	0	1	1	0	0	6	
35	Lake, DeQuon		0-1	0-0	0-0	0	3	3	1	0	0	0	3	0	6	
Team							5	2	7			1				
Totals			33-65	14-28	15-20	8	25	33	13	95	17	10	3	9	200	
FG % 1st Half: 14-32 43.8% 2nd half: 19-33 57.6% Game: 33-65 50.8% Deadball Rebounds 3,1																
3FG % 1st Half: 7-14 50.0% 2nd half: 7-14 50.0% Game: 14-28 50.0%																
FT % 1st Half: 2-2 100.0 2nd half: 13-18 72.2% Game: 15-20 75.0%																

Kansas 85 • 7-2

#	Player		Total		3-Ptr		Rebounds			PF	TP	A TO Blk Stl				Min
			FG-FGA	FG-FGA	FT-FTA	Off	Def	Tot	A			TO	Blk	Stl		
35	Azubuike, Udoka	c	6-7	0-0	1-1	3	6	9	2	13	2	2	0	0	22	
02	Vick, Lagerald	g	11-15	3-6	0-0	2	5	7	1	25	2	2	0	1	39	
04	Graham, Devonte'	g	7-16	5-11	0-0	0	4	4	4	19	8	4	1	0	39	
10	Mykhailiuk, Svi	g	3-14	3-11	5-6	1	2	3	4	14	6	4	1	0	34	
14	Newman, Malik	g	5-12	3-8	0-0	0	5	5	2	13	2	2	0	2	33	
00	Garrett, Marcus		0-2	0-2	0-0	0	1	1	3	0	0	0	0	0	15	
44	Lightfoot, Mitch		0-1	0-0	1-2	2	3	5	0	1	0	3	2	0	18	
Team						2	0	2								
Totals			32-67	14-38	7-9	10	26	36	16	85	19	16	5	6	200	
FG % 1st Half: 16-33 48.5% 2nd half: 16-34 47.1% Game: 32-67 47.8% Deadball Rebounds 1																
3FG % 1st Half: 7-18 38.9% 2nd half: 7-20 35.0% Game: 14-38 36.8%																
FT % 1st Half: 1-1 100.0 2nd half: 6-8 75.0% Game: 7-9 77.8%																

Officials: Gerry Pollard, Keith Kimble, Chris Rastatter
Technical fouls: Arizona State-None. Kansas-None.
Attendance: 16300

Score by periods	1st	2nd	Total
Arizona State	37	58	95
Kansas	40	45	85

Last FG - ASU 2nd-02:27, KU 2nd-00:59.
Largest lead - ASU by 14 2nd-09:45, KU by 13 1st-16:39.

Score tied - 2 times.
Lead changed - 1 time.

Official Basketball Box Score -- Game Totals -- Final Statistics
Vanderbilt vs Arizona State
12/17/2017 Noon MT at Ned Wulk Court/Wells Fargo Arena-Tempe



Vanderbilt 64 - 3-7

#	Player		FG-FGA	FG-FGA	FT-FTA	Off	Def	TP	PF	A	TO	Blk	Stl	Min		
00	LEE,SABEN	g	9-14	1-4	5-9	2	3	5	3	24	6	2	0	4	38	
02	TOYE,JOE	f	6-18	2-11	0-0	2	0	2	3	14	1	3	1	0	33	
05	FISHER-DAVIS,M	g	1-10	0-8	0-0	2	6	8	3	2	3	2	1	3	33	
11	ROBERSON,JEFF	f	1-7	0-2	5-5	2	5	7	4	7	0	2	0	0	32	
13	LACHANCE,RILEY	g	1-8	1-4	0-0	0	3	3	3	3	0	0	0	0	27	
01	WILLIS,PAYTON		1-2	0-0	1-1	0	0	0	2	3	0	1	0	0	11	
03	AUSTIN,JR, LARRY		2-3	0-0	2-2	1	0	1	2	6	0	0	0	0	13	
10	EVANS,MAXWELL		0-2	0-2	0-0	0	1	1	0	0	0	0	0	0	4	
15	BROWN,CLEVON		2-4	0-0	1-2	1	1	2	5	0	1	1	0	0	9	
TEAM						6	2	8	1		4					
TOTALS				23-68	4-31	14-19	16	21	37	23	64	10	15	2	7	200
Deadball Rebounds: 1.0																
FG %	1st Half:	11-32	34.4%	2nd Half:	12-36	33.3%	Game:		23-68	33.8%						
3FG %	1st Half:	3-14	21.4%	2nd Half:	1-17	05.9%	Game:		4-31	12.9%						
FT %	1st Half:	4-6	66.7%	2nd Half:	10-13	76.9%	Game:		14-19	73.7%						

Arizona State 76 - 10-0

#	Player		FG-FGA	FG-FGA	FT-FTA	Off	Def	Tot	PF	TP	A	TO	Blk	Stl	Min
00	HOLDER,TRA	g	6-15	2-6	11-11	1	4	5	1	25	2	4	0	2	37
10	SHIBEL,VITALIY	f	1-3	0-2	1-2	0	3	3	3	3	0	1	1	0	19
11	EVANS II,SHANNON	g	4-12	2-9	5-6	0	5	5	2	15	2	0	0	0	34
23	WHITE,ROMELLO	f	6-8	0-0	0-2	8	1	9	5	12	1	5	2	0	18
44	JUSTICE,KODI	g	2-7	1-5	2-2	0	4	4	1	7	0	1	0	0	34
01	MARTIN,REMY		3-8	0-1	0-0	1	2	3	3	6	0	3	1	0	26
03	MITCHELL,MICKEY		3-4	0-0	2-5	4	9	13	4	8	2	1	0	2	23
22	WITHERILL,AUSTIN		0-0	0-0	0-0	0	0	0	0	0	0	0	0	0	1
24	SALZMAN,JORDAN		0-0	0-0	0-0	0	0	0	0	0	0	0	0	0	1
25	FOGERTY,Y,GRANT		0-0	0-0	0-0	0	0	0	0	0	0	0	0	0	1
35	LAKE,DEQUON		0-0	0-0	0-0	0	0	0	1	0	0	2	1	0	6
TEAM						1	4	5	0		0				
TOTALS			25-57	5-23	21-28	15	32	47	20	76	7	17	5	4	200
Deadball Rebounds: 4.0															

Officials: Tony Padilla, David Hall, Michael Greenstein
Technical Fouls: Vanderbilt- TEAM; Arizona State- MARTIN,REMY;
Attendance: 10797

ASU enters game ranked fifth in the AP poll.
9-0 record entering is tied for best start in ASU history.

Score by periods	1st	2nd	Total
Vanderbilt	29	35	64
Arizona State	30	46	76

Points	In Paint	Off	2nd Chance	Fast Break	Bench
VU	36	18	10	9	14
ASU	40	18	10	13	14

Last FG - VU 2nd-00:13, ASU 2nd-02:32.
Largest lead - Vanderbilt by 13 1st-15:03; Arizona State by 20 2nd-13:30
VU led for 19:34, ASU led for 20:03. Game was tied for 0:23.

Score tied - 0 times; Lead changed - 1 times

Official Basketball Box Score -- Game Totals -- Final Statistics
Longwood vs Arizona State
12-19-17 7 p.m. MT at Ned Wulk Court/Wells Fargo Arena-Tempe

Longwood 61 • 3-9

#	Player		Total		3-Ptr		Rebounds			PF	TP	A TO Blk Stl				Min			
			FG	FGA	FG	FGA	FT	FTA	Off			Def	Tot	A	TO		Blk	Stl	
21	SMITH, JaShaun	f	2-9		1-4		0	2	2	4	5	0	1	1	0	29			
34	GETER, Damarion	f	3-6		0-1	1-3	2	6	8	4	7	4	6	2	1	36			
20	SHIELDS, Chris	f	3-9		0-2	1-2	2	3	5	2	7	0	4	0	1	24			
02	ASHE, B.K.		4-14		3-7	3-4	0	6	6	4	14	1	5	0	1	34			
03	CHAPMAN, Kamil	g	5-8		5-7	1-2	0	2	2	3	16	1	3	0	3	25			
00	EZEANI, Dominic		0-0		0-0	0-0	0	0	0	0	0	0	1	0	0	1			
11	MONTAGUE, Jahleem		1-4		0-0	0-0	1	2	3	2	2	0	1	0	0	9			
13	FRANKLIN, Spencer		2-5		0-0	3-4	4	1	5	3	7	1	1	0	0	20			
20	CINTRON, Jordan		1-2		0-0	1-4	1	3	4	3	3	3	5	0	1	22			
	Team						1	4	5										
Totals				21-57		9-21		10-20		11	29	40	25	61	11	26	3	7	200
FG % 1st Half: 12-31			38.7%	2nd half: 9-26			34.6%	Game: 21-57			36.8%	Deadball Rebounds 5							
3FG % 1st Half: 3-9			33.3%	2nd half: 6-12			50.0%	Game: 9-21			42.9%								
FT % 1st Half: 3-5			60.0%	2nd half: 7-15			46.7%	Game: 10-20			50.0%								

<

2017-18 SUN DEVIL HIGHS AND LOWS

SUN DEVIL TEAM HIGHS

POINTS: 102 vs. #15 Xavier
FIELD GOALS: 34 vs. IDAHO STATE
FIELD GOAL ATTEMPTS: 76 at Colorado
FIELD GOAL%: .612 vs. UC IRVINE (30-49)
3-PT FIELD GOALS: 14 at #2 Kansas/UC IRVINE
3-PT FIELD GOALS ATT: 34 at Colorado/LONGWOOD
3-PT % (10 ATT.): .609 vs. UC IRVINE (14-23)
FREE THROWS: 29 vs. Kansas State
FREE THROWS ATTEMPTED: 44 vs. Kansas State
FREE THROW % (10 ATT.): .920 vs. #15 Xavier (23-25)
REBOUNDS: 47 vs. VANDERBILT
ASSISTS: 24 vs. NOTHERN ARIZONA
STEALS: 13 vs. LONGWOOD
BLOCKS: 5 (4x)
TURNOVERS: 17 vs. VANDERBILT
FOULS: 27 at Colorado
FIRST HALF POINTS: 56 vs. UC IRVINE
SECOND HALF POINTS: 60 vs. LONGWOOD

SUN DEVIL TEAM LOWS

POINTS: 75 vs. USF
FIELD GOALS: 23 vs. USF
FIELD GOAL ATTEMPTS: 49 vs. UC IRVINE
FIELD GOAL%: .355/27-76 at Colorado
3-PT FIELD GOALS: 4 vs. USF
3-PT FIELD GOALS ATT: 13 vs. USF
3-PT % (10 ATT.): .217/5-23 vs. VANDERBILT
FREE THROWS: 15 at #2 Kansas
FREE THROWS ATTEMPTED: 20 at #2 Kansas
FREE THROW % (10 ATT.): .639/23-36 vs. LONGWOOD
REBOUNDS: 28 vs. UC IRVINE
ASSISTS: 7 vs. VANDERBILT
STEALS: 1 vs. St. John's
BLOCKS: 0, twice
TURNOVERS: 7 at Colorado
FOULS: 13 at #2 Kansas
FIRST HALF POINTS: 30 vs. VANDERBILT
SECOND HALF POINTS: 35 vs. USF

SUN DEVIL INDIVIDUAL HIGHS

POINTS: 40 by Tra Holder vs. Xavier
FIELD GOALS: 14 by Tra Holder vs. Xavier
FIELD GOAL ATTEMPTS: 22 by Tra Holder vs. Xavier
3-PT FGS: 6 by Tra Holder vs. UC IRVINE
3-PT ATT: 13 by Shannon Evans II (2x)
3-PT % (4 MADE): Justice vs. Kansas State (4-4)
FREE THROWS: 15 by Tra Holder at #17 Arizona
FT ATTEMPTED: 16 (2x) by Romello White vs. USF
and Tra Holder at #17 Arizona
FREE THROW % (11 ATT.): 11-11 by Tra Holder vs. VANDERBILT
REBOUNDS: 15 by Romello White vs. SAN DIEGO STATE
ASSISTS: 9 by Remy Martin vs. LONGWOOD
STEALS: 6 by Tra Hoder vs. LONGWOOD
BLOCKS: 7 by De'Quon Lake vs. PACIFIC
TURNOVERS: 6 (twice)

OPPONENT TEAM HIGHS

POINTS: 90 at Colorado/vs. Kansas State
FIELD GOALS: 34 by Kansas State
FIELD GOAL ATTEMPTS: 68 by by VANDERBILT
FIELD GOAL %: .576/34-59, Kansas State
3-POINTERS: 15 by Kansas State
3-POINTER ATTEMPTS: 40 by USF
3-POINT % (10 ATT.): .480/12-25, UC IRVINE
FREE THROWS: 22 at Colorado
FREE THROW ATTEMPTS: 32 at Colorado
FREE THROW % (10 ATT.): .870/20-23 at #17 Arizona
REBOUNDS: 48 at Colorado
OFFENSIVE REBOUNDS: 15 by NAU/UC IRVINE
REBOUND MARGIN: +7 at Colorado/by NAU
ASSISTS: 21 by UC IRVINE
STEALS: 7, three times
BLOCKS: 6 at Colorado/by St. John's
TURNOVERS: 26 by LONGWOOD
FOULS: 32 by Kansas State
FIRST HALF POINTS: 46 by #15 Xavier
SECOND HALF POINTS: 46 by Kansas State

OPPONENT TEAM LOWS

POINTS: 57 by USF
FIELD GOALS: 18 by USF
FIELD GOAL ATTEMPTS: 54 by #15 Xavier
FIELD GOAL %: .286/18-63 by USF
3-POINTERS: 4 by VANDERBILT
3-POINTER ATTEMPTS: 20 by #15 Xavier
3-POINT % (10 ATT.): .129/4-31 by VANDERBILT
FREE THROWS: 7 (2x) vs. KSU/at #2 Kansas
FT ATTEMPTS: 9 (2x) vs. KSU/at #2 Kansas
FREE THROW % (10 ATT.): .500/10-20 by LONGWOOD (10-20)
REBOUNDS: 26 by #15 Xavier
OFFENSIVE REBOUNDS: 6 by #15 Xavier
REBOUND MARGIN: -12 (2x), IDAHO STATE/USF
ASSISTS: 4 by VANDERBILT
STEALS: 2 by #15 Xavier
BLOCKS: 1 by 15 Xavier
TURNOVERS: 11 by St. John's
FOULS: 16 by #2 Kansas
FIRST HALF POINTS: 25 by USF
SECOND HALF POINTS: 28 by SAN DIEGO STATE

OPPONENT INDIVIDUAL HIGHS

POINTS: 27 by JR Brown of Kansas State
FIELD GOALS: 11 by Lagerald Vick at #2 Kansas
FIELD GOAL ATTEMPTS: 23 by Pounds of St. John's
3-PT FGS: 7 by K Stokes of Kansas State
3-PT ATT: 11 (four times)
FREE THROWS: 10 by Allonzo Trier of #17 Arizona
FT ATTEMPTED: 10 by Allonzo Trier of #17 Arizona
REBOUNDS: 19 by Deandre Ayton at #17 Arizona
ASSISTS: 9 by Devin Watson of San Diego State
STEALS: 4, twice
BLOCKS: 3 (2x)
TURNOVERS: 6 (3x)