



ARIZONA STATE SUN DEVIL HOCKEY

MEDIA NOTES



@SunDevilHockey



@SunDevilHockey



/SunDevilHockey

2023-24 SCHEDULE/RESULTS

Date	Opponent	Network	Time/Result
Oct. 6	vs. Arizona (ACHA)(EXH)	Pac-12 Stream	W, 16-0
Oct. 13	vs. #15/13 Merrimack	Pac-12 Stream	W, 1-0 (OT)
Oct. 14	vs. #15/13 Merrimack	Pac-12 Stream	W, 4-2
Oct. 20	vs. Northern Michigan	Pac-12 Stream	W, 3-2
Oct. 21	vs. Northern Michigan	Pac-12 Stream	W, 5-1
Oct. 27	at Miami	NCHC.tv	L, 5-4 (OT)
Oct. 28	at Miami	NCHC.tv	T, 1-1 (SO, W)
Nov. 3	vs. Stonehill	Pac-12 Stream	W, 5-4 (OT)
Nov. 4	vs. Stonehill	Pac-12 Stream	W, 3-2
Nov. 10	vs. #2 Denver	Pac-12 Stream	W, 6-5 (OT)
Nov. 11	vs. #2 Denver	Pac-12 Stream	L, 8-4 (EN)
Nov. 17	vs. Alaska Anchorage	Pac-12 Stream	W, 4-3
Nov. 19	vs. Alaska Anchorage	Pac-12 Stream	W, 3-0
Nov. 24	vs. #9 Providence	Pac-12 Stream	W, 4-3 (OT)
Nov. 26	vs. #9 Providence	Pac-12 Arizona	L, 2-1
Dec. 1	at Colorado College	NCHC.tv	T, 2-2 (OT)
Dec. 2	at Colorado College	NCHC.tv	W, 2-0
Dec. 8	vs. Dartmouth	Pac-12 Arizona	T, 4-4 (OT)
Dec. 9	vs. Dartmouth	Pac-12 Stream	T, 1-1 (OT)
Dec. 16	at Robert Morris	TBD	5:00 p.m.
Dec. 17	at Robert Morris	SportsNet Pittsburgh	3:00 p.m.
Dec. 29	at Adirondack Winter Invitational		TBD
Dec. 30	at Adirondack Winter Invitational		TBD
Jan. 5	Desert Hockey Classic	Pac-12 Stream	7:00 p.m.
Jan. 6	Desert Hockey Classic	Pac-12 Stream	7:00 p.m.
Jan. 12	vs. #17 Cornell	Pac-12 Stream	7:00 p.m.
Jan. 13	vs. #17 Cornell	Pac-12 Stream	5:00 p.m.
Jan. 19	vs. Augustana	Pac-12 Stream	7:00 p.m.
Jan. 20	vs. Augustana	Pac-12 Stream	7:00 p.m.
Feb. 2	vs. Lindenwood	Pac-12 Stream	7:00 p.m.
Feb. 3	vs. Lindenwood	Pac-12 Stream	5:00 p.m.
Feb. 9	vs. Alaska Fairbanks	Pac-12 Stream	7:00 p.m.
Feb. 10	vs. Alaska Fairbanks	Pac-12 Stream	5:00 p.m.
Feb. 23	at Alaska Fairbanks	TBD	9:07 p.m.
Feb. 24	at Alaska Fairbanks	TBD	9:07 p.m.
Mar. 1	Long Island	Pac-12 Stream	7:00 p.m.
Mar. 2	Long Island	Pac-12 Stream	5:00 p.m.
Mar. 8	at Alaska Anchorage	TBD	9:07 p.m.
Mar. 9	at Alaska Anchorage	TBD	7:07 p.m.

*Times are in MST

Game 19-20 | No. 13/14 Arizona State vs. Robert Morris



CLEARVIEW ARENA
Moon Township, PA

Saturday, December 16
5 p.m. MST
Sunday, December 17
3 p.m. MST

Watch: SportsNet Pittsburgh
Listen: Fox Sports 910



Arizona State Sun Devils
11-3-4 Overall

Robert Morris Colonials
4-11-3 Overall

SCOUTING THE SERIES

The No. 13 Arizona State hockey team (11-3-4) heads to the Steel City this weekend to face Robert Morris (4-11-3) on Saturday, Dec. 16 and Sunday, Dec. 17. Both games can be heard on the airwaves at Fox Sports 910AM radio, the home of Sun Devil Hockey. The two programs will faceoff for only the second time in program history.

The last time the Sun Devils tussled with the Colonials was during the 2019-2020 season where ASU collected the series sweep in 3-2 and 5-4 victories at Oceanside Ice Arena.

ASU is 17-7-0 all-time against Atlantic Hockey opponents, including the 2-0-0 record versus Robert Morris. Of all Atlantic Hockey teams, ASU has faced Air Force most for a total of seven times, featuring a 4-3-0 record and a 1-0 win in the last meeting in January 2023.

ASU logged two straight ties this past weekend against Dartmouth where the Sun Devils won both shootouts with the help of Lukas Sillinger on Friday night and Jackson Niedermayer on Saturday night. This was the first meeting between the two teams in program history.

SUN DEVIL NOTABLES

- Junior goaltender TJ Semptimphelter remains in the top-ten nationally for best goalie winning percentage and is tied at eighth in the NCAA with a .714 percentage.
- Brian Chambers took his 400th faceoff of the season against Dartmouth last Saturday night. The graduate center ranks 10th in the nation for faceoffs won with 200 so far this season.
- ASU freshman Kyle Smolen has a sister who skates for Robert Morris women's hockey. Lindsey Smolen is the older sister of Kyle, who is also a freshman for the Colonials.
- ASU's 20 power play goals ranks second in the NCAA
- ASU's 56 goals this season is tied at 11th in the country

BE THE TRADITION

Hockey SID: Paige Shacklett
Cell Phone: (970) 946-0748
Email: paige.shacklett@asu.edu
Twitter: @paigesacklett



2023-24 SUN DEVIL HOCKEY ROSTER

No.	Name	Pos.	S	Ht.	Wt.	Yr.	Hometown (Prev. School)
1	Chase Hamm	G	L	5-9	168	Fr.	Saskatoon, SK, Canada/Arizona State (ACHA)
2	Brandon Tabakin	D	L	5-10	175	Gr.	Woodbury, NY/ Yale (NCAA)
5	Ty Murchison	D	L	6-2	210	Jr.	Corona, CA/U.S. National U18 Team (USHL)
9	Anthony Dowd	D	R	5-7	152	Fr.	Point Pleasant Beach, NJ/ Chicago (USHL)
10	Tucker Ness	D	R	6-3	227	So.	Plymouth, MN/Waterloo (USHL)
11	Benji Eckerle	F	L	5-10	185	Sr.	Northville, MI/Tri-City (USHL)
13	Cade Alami	D	R	6-7	210	Jr.	Bedford, NY/Boston College (NCAA)
14	Ty Jackson	F	L	5-8	160	Sr.	Oakville, ON/Dubuque (USHL)/Northeastern (NCAA)
15	Dylan Jackson	F	R	5-10	170	Sr.	Oakville, ON/Dubuque (USHL)/Northeastern (NCAA)
16	Ethan Szmagaj	D	R	6-0	198	Jr.	Canton, MI/Waterloo (USHL)
17	Matthew Romer	F	R	5-11	180	Fr.	Chicago, IL/Omaha (USHL)
18	David Hymovitch	F	R	6-0	170	Fr.	Phoenix, AZ/Muskegon (USHL)
20	Jackson Niedermayer	F	L	6-0	198	Jr.	Newport Beach, CA/Penticton (BCHL)
21	Alex Young	F	R	5-11	185	Fr.	White Rock, BC/Vernon (BCHL)
24	Josh Niedermayer	D	L	6-0	205	Fr.	Newport Beach, CA/Penticton (BCHL)
25	Kyle Smolen	F	R	5-11	170	Fr.	Crystal Lake, IL/ Fargo (USHL)
26	Brian Chambers	F	R	6-1	190	Gr.	Weymouth, MA/ UMass-Lowell (NCAA)
27	Tim Lovell	D	L	5-10	161	Sr.	Hingham, MA/Des Moines (USHL)/Boston College (NCAA)
28	Matthew Kopperud	F	L	6-1	190	Sr.	Denver, CO/Dubuque (USHL)
29	Cole Gordon	F	L	6-2	210	Fr.	Windsor, CO/Minnesota (NAHL)
31	Gibson Homer	G	L	6-5	215	So.	Grand Rapids, MI/Chicago (USHL)
35	TJ Semptimphelter	G	L	6-1	195	Jr.	Marlton, NJ/Boston (NCDC)/Northeastern (NCAA)
39	Ryan O'Reilly	F	R	6-3	215	Sr.	Southlake, TX/Green Bay (USHL)
43	Cole Helm	F	L	5-11	195	Fr.	Dallas, TX/ Dubuque (USHL)
53	Ryan Alexander	F	L	5-10	180	So.	Toronto, ON./Fargo (USHL)
59	Tyler Gratton	F	L	6-2	200	Gr.	Pottstown, PA/ Penn State (NCAA)
61	Lukas Sillinger	F	L	5-11	172	Sr.	Regina, Sask./Penticton (BCHL)/Bemidji State (NCAA)
82	Charlie Schoen	F	R	5-10	165	So.	Andover, MN/Sioux City (USHL)
89	Tony Achille	F	L	6-0	175	Fr.	Hingham, MA/ Maine (NAHL)

Head Coach: Greg Powers

Associate Coach: Alex Hicks

Associate Coach: Albie O'Connell

Assistant Coach: Dana Borges

Director of Operations: Andrew Matheson

Strength & Conditioning Coach: Liane Blyn

Athletic Trainer: Rick Covard

Equipment Manager: Corby Antropik

Athletic Communications: Paige Shacklett

PRONUNCIATIONS

ALAMI: Ah-Lah-MEe
 BORGES: Boar-Jess
 ECKERLE: ECK-er-LEE
 HOMER: Home-ER
 HYMOVITCH: Hi-Mo-VITCH
 KOPPERUD: copper-RUDE
 LOVELL: LOVE-ULL
 ROMER: ROAM-er
 SCHOEN: Shane
 SEMPTIMPHELTER: Semp-TIM-felter
 SMOLEN: Ss-MULL-In
 SZMAGAJ: SHH-MAG-EE
 TABAKIN: TAH-Buh-KIN

ROSTER BREAKDOWN

By Position:	Forwards	17
	Defensemen	9
	Goaltenders	2
By Class:	Freshmen	9
	Sophomore	4
	Junior	5
	Senior	7
	Graduate	3
By State:	Canada	6
	California	3
	Massachusetts	3
	Michigan	3
	Colorado	2
	Minnesota	2
	New Jersey	2
	New York	2
	Texas	2
	Illinois	2
	Pennsylvania	1
	Arizona	1

2023-24 Sun Devil Hockey Game Notes

RECORD BREAKDOWN

Overall Record	11-3-4
Home Record	10-2-2
Road Record	1-1-2
Last 5 Games	1-1-3
Last 10 Games	5-2-3

Scoring A Power-Play Goal	8-3-2
Not Scoring A Power-Play Goal	3-0-2
Allowing A Power-Play Goal	7-2-1
Not Allowing A Power-Play Goal	4-1-3
Scoring A Shorthanded Goal	2-0-0
Allowing A Shorthanded Goal	1-0-0
10 Or More Penalties (ASU)	0-0-0
Fewer Than 10 Penalties (ASU)	11-3-4
More Penalties Than Opponent	4-0-1
Fewer Penalties Than Opponent	6-2-1
Same Amount Of Penalties	1-1-2

In One-Goal Games	7-2-0
In Two-Goal Games	2-0-0
In Three-Goal or More Games	2-1-0
In Overtime Games	4-1-4
Scoring 4 or More Goals	6-2-1
Scoring 3 or More Goals	4-0-0
Scoring 2 or Fewer Goals	2-1-2
Allowing 4 or More Goals	2-2-1
Allowing 3 or Fewer Goals	7-1-2
Scoring First Goal Of Game	8-3-2
Opponents Score First	3-0-2
Leading After One Period	4-1-0
Trailing After One Period	1-0-3
Tied After One Period	5-2-1
Scoring First Goal Of Second Period	4-2-4
Leading After Two Periods	5-1-1
Trailing After Two Periods	3-2-0
Tied After Two Periods	4-0-2
Scoring First Goal Of Third Period	5-1-0

Having 10-19 Shots On Goal	1-0-0
Having 20-29 Shots On Goal	2-1-1
Having 30-39 Shots On Goal	7-2-3
Having 40 or More Shots On Goal	1-0-0
Allowing 10-19 Shots On Goal	1-0-0
Allowing 20-29 Shots On Goal	4-1-3
Allowing 30-39 Shots On Goal	4-2-1
Allowing 40 or More Shots On Goal	2-0-0
Outshooting Opponent	6-2-4
Opponent Outshoots ASU	4-1-0
Shots Are Even	1-0-0

October	4-1-1
November	6-2-0
December	1-0-3
January	0-0-0
February	0-0-0
March	0-0-0

First Game of the Series	6-1-2
Second Game of the Series	5-2-2
Fridays	6-1-2
Saturdays	4-1-2
Sundays	1-1-0
Games Following A Win	6-3-1
Games Following A Loss	1-0-2
Games Following A Tie	2-0-1

JERSEY BREAKDOWN



Barry Bonds
(2-0-2)



Digi Flame
(0-0-0)



Retro Club
(2-0-0)



Gold
(2-1-0)



Black
(2-1-2)



Vegas Devils
(1-1-0)



Grey
(0-0-0)



Military
(2-0-0)

TALE OF THE TAPE

Sun Devils

3.2 (T19th)
2.5 (T13th)
10.3 (T26th)
26.3% (8th)
83.6% (T22nd)
50.1 (T33rd)

Goals Per Game
Goals Against Average
Shots Percentage
Power Play
Penalty Kill
Faceoff %

Colonials

1.9 (T61st)
3.2 (T42nd)
7.3 (60th)
16.4% (42nd)
79.2% (44th)
47.1 (52nd)

RECORD VS. ATLANTIC HOCKEY

TEAM	2023-24	OVERALL	LAST MEETING
AIR FORCE	0-0-0	4-3-0	W, 2-0 - Jan. 7, 2023
AIC	0-0-0	3-0-0	W, 5-4 (OT) - Feb. 16, 2019
ARMY	0-0-0	0-0-0	N/A
BENTLEY	0-0-0	1-0-0	W, 3-0 - Feb. 8, 2020
CANISIUS	0-0-0	0-0-0	N/A
HOLY CROSS	0-0-0	2-0-1	W, 3-2 - Feb. 7, 2020
MERCYHURST	0-0-0	1-1-0	W, 6-4 - Oct. 6, 2019
NIAGARA	0-0-0	0-0-0	N/A
RIT	0-0-0	4-2-0	L, 3-5 - Jan. 21, 2023
ROBERT MORRIS	0-0-0	2-0-0	W, 5-4 - Feb. 1, 2020
SACRED HEART	0-0-0	0-1-0	L, 0-3 - Oct. 17, 2015

2023-24 STAT LEADERS BREAKDOWN

Goals	Kopperud & Gratton	8	Penalties	Ty Murchison	10
Assists	Lukas Sillinger	14	PIM	Ty Murchison	31
Points	Lukas Sillinger	19	PPG	Matthew Kopperud	6
Shots	Matthew Kopperud	60	SHG	Gordon & Alexander	1
Shot %	Tyler Gratton	.211	GWG	Matthew Kopperud	4
BLK	Ethan Szmagaj	43	GAA	Gibson Homer	1.90
+/-	Brandon Tabakin	+13	SV%	Gibson Homer	.920

SCORING BREAKDOWN

BY CLASS		CLASS LEADERS (2023-24)	
Class (Players)	Goals - Assists - Points	Player (Class)	Goals - Assists - Points
Freshmen (9)	5 - 14 - 19	Anthony Dowd (Fr.)	1 - 8 - 9
Sophomores (4)	4 - 7 - 11	Charlie Schoen (So.)	2 - 6 - 8
Juniors (5)	0 - 7 - 7	Jackson Niedermayer (Jr.)	0 - 3 - 3
Seniors (7)	33 - 48 - 81	Lukas Sillinger (Sr.)	5 - 14 - 19
Graduates (3)	10 - 16 - 26	Tyler Gratton (Gr.)	8 - 4 - 12

SUN DEVIL NOTES

POWERED UP POWER PLAY

ASU ranks eighth in the nation among NCAA Division I teams for best power play percentage at 26.3 through 18 games. The special teams unit held strong this weekend and scored two power play goals including Matthew Kopperud's 30th career power play goal. Lukas Sillinger continues to lead the power play scoring for the Sun Devils with two goals and 11 assists for 13 points after two power play assists this past weekend. Matthew Kopperud is second on the team in power play scoring with 10 points (6G, 4A). Kopperud has been the go-to goal scorers on the man-advantage with six PPG. Kopperud tallied his 30th power play goal of his career against Dartmouth on Friday night to further extend his program record-setting career PPG.

RANKED DEVILS

ASU continues its ninth-straight week in the national polls. Two weeks ago The Sun Devils earned a tie and win at Colorado College, holding strong at a No. 12 ranking in the polls. After two ties this weekend against Dartmouth, ASU came in at No. 13 and No. 14 in the USCHO.com and USA Hockey/The Rink Live polls, respectively. The highest national poll ranking ever received by the Sun Devils was No. 9 on Feb. 17, 2020 in the 2019-20 season.

IN THE RANKINGS

USCHO.com/The Rink Live

Dec. 11 - No. 13
Dec. 4 - No. 12
Nov. 27 - No. 12
Nov. 20 - No. 13
Nov. 13 - No. 14
Nov. 6 - No. 16
Oct. 30 - No. 16
Oct. 23 - No. 13
Oct. 16 - No. 18

USA Hockey

Dec. 11 - No. 14
Dec. 4 - No. 12
Nov. 27 - No. 13
Nov. 20 - No. 13
Nov. 13 - No. 14
Nov. 6 - No. 17
Oct. 30 - No. 19
Oct. 23 - No. 16
Oct. 16 - No. 19

COLONIAL - SUN DEVL CONNECTION

Arizona State freshman Kyle Smolen has a sister who skates for Robert Morris women's hockey. Lindsey Smolen is the older sister of Kyle, who is also a freshman for the Colonials.

CAREER MILESTONES

Lukas Sillinger and Alex Young are in the chase for 100 career points. Sillinger currently boasts 93 total points through four years of college hockey. Through his two years at Bemidji State and two at ASU, Sillinger tallied 37 goals and 56 assists for 93 points. Young is close behind with 91 career points. He transferred to ASU this year after three seasons at Colgate and has 43 goals and 48 assists for his 91 career points.

CENTURY CLUB CHASE

Tim Lovell encloses on his 100th NCAA game after competing in his 99th game vs. Dartmouth on Saturday night. Matthew Kopperud will reach his 100th NCAA game in two games, after playing in his 98th career game vs. Dartmouth on Saturday. Benji Eckerle follows them in the chase for 100 career games - he played in his 97th on Saturday vs. the Big Green.

SUPER SENIORS CLASS

The senior class is made up of Matthew Kopperud, Ty and Dylan Jackson, Lukas Sillinger, Ryan O'Reilly, Tim Lovell, Alex Young, and Benji Eckerle combine to be ASU's largest point scoring class this season. The seniors scored 33 of ASU's 57 goals this season and assisted on nearly half of all goals (48 of 98). Kopperud leads the class in goal scoring with eight. Sillinger leads the entire team in points and assists with 19 and 14, respectively. Multiple seniors are instrumental in ASU's special teams, especially the power play unit. Fifteen of ASU's 20 power play goals were scored by members of the senior class.

BETWEEN THE PIPES

Sophomore Gibson Homer got the nod to start on Saturday vs. Dartmouth - his fourth NCAA start. He boasts an undefeated record at 2-0-2, complete with 92 saves and a 1.90 goals against average and .920 save percentage. His counterpart, TJ Semptimphelter, still stands within the national rankings in goalie winning percentage, most wins, and save percentage. In game two at Colorado College two weeks ago, Semptimphelter tied a program record for career shutouts set by ASU alum and current NHL Seattle Kraken netminder Joey Daccord (8). Semptimphelter completed the shutout with 38 saves against the Tigers.

ARIZONA STATE QUICK FACTS

Location.....	Tempe, Ariz.
Enrollment.....	103,000
Nickname.....	Sun Devils
Colors.....	Maroon & Gold
Conference.....	Independent (Pac-12 in other sports)
President.....	Dr. Michael Crow
Interim Athletic Director.....	Dr. James Rund
Arena.....	Mullett Arena
Head Coach.....	Greg Powers (16th season)
Associate Coach.....	Alex Hicks (10th season)
Associate Coach.....	Albie O'Connell (1st season)
Assistant Coach.....	Dana Borges (1st season)
Director of Operations.....	Andrew Matheson (4th season)
Strength & Conditioning Coach.....	Liane Blyn (6th season)
Equipment Manager.....	Corby Antropik (2nd season)
Athletic Trainer.....	Rick Covard (4th season)
Powers' Career Record.....	282-173-34
Powers' NCAA Record.....	114-144-21

HEAD COACH GREG POWERS

Coach Powers enters his ninth season as the head coach of the Division I program in 2023-24, and his 16th overall at the helm at ASU. He was a finalist for the 2019 and 2020 Spencer Penrose Award, which is awarded to the Division I Coach of the Year. Coach Powers was also named the 2018-19 Frank Kush Sun Devil Coach of the Year, as voted on by the 26 head coaches at Arizona State. On July 7, 2022, Arizona State University and Greg Powers agreed to a five-year contract extension through the 2026-27 season. In 2021-22, Powers led ASU to five-straight wins versus USCHO.com Top-20 opponents in 2021-22 for the first time in program history (the previous record for consecutive wins against ranked opponents was three-straight games). In 2021-22, the team boasted three of the top-10 scorers in the nation in Colin Theisen, Matthew Kopperud and Josh Doan. ASU scored 116 goals in 35 games for a 3.31 goals per game average, ranked No. 10 in the country. Under Powers, ASU became the fastest start-up collegiate hockey program to qualify for the postseason in 2018-19. At 21-13-1 and No. 10 in the Pairwise rankings, the Sun Devils made the largest jump in all of NCAA Division I year-to-year up from No. 53 at the end of 2017-18. During the 2013-14 season, Coach Powers helped guide the Sun Devils to their first-ever ACHA Division I National Championship. Himself a Sun Devil, Powers graduated from the Walter Cronkite School of Journalism in 1999 and was inducted into the ASU Hockey Player Hall of Fame in 2009. Collegiately, Greg was a three-time ACHA Division I All-American Goaltender while playing for the Sun Devils under the tutelage of Hall of Fame Head Coach Gene Hammett. The Sun Devils qualified for three national championships during Powers' four-season collegiate career, and he was named Team MVP for the 1996-1997 and 1997-1998 seasons.

GLOVES ARE OFF

#2 Brandon Tabakin (Gr., D)

- Leads the team in plus/minus with +13; ties for 10th best plus/minus in the country
- Went on a four-game point scoring streak including #2 Denver and Alaska Anchorage (1G, 3A)
- Has gone +1 in the last three straight games

#5 Ty Murchison (Jr., D)

- Earned his first assist of the season on Alex Young's empty net goal on Oct. 14, 2023
- His 31 penalty minutes is tied at 25th in the NCAA
- Was the first California native to commit to Sun Devil Hockey in the NCAA DI era

#9 Anthony Dowd (Fr., D)

- Leads all ASU rookies in points with nine (1G, 8A)
- Scored the overtime game-winner vs. Stonehill on Nov. 3, 2023 - his first collegiate goal
- USHL Clark Cup Champion with the Chicago Steel (2020-21)
- Son of 16-year NHL veteran Jim Dowd. Brother Jimmy Dowd is a junior defenseman at Penn State

#10 Tucker Ness (So., D)

- Tallied his first assist of the season vs. Stonehill on Nov. 3, 2023

#11 Benji Eckerle (Sr., F)

- Scored first multipoint game of the season vs. Dartmouth with one goal and one assist
- Enjoyed a 3-point weekend vs. Dartmouth (1G, 2A)
- Only hockey player enrolled in Barrett, The Honors College at ASU

#13 Cade Alami (Jr., D)

- Tallied his first ASU point vs. Alaska Anchorage on Nov. 19 with an assist on Tabakin's empty net goal
- Second in penalties on the team with seven (14 min)
- Transfer from Boston College. Skated in 29 games for the Eagles in 2022-23

#14 Ty Jackson (Sr., F)

- Tallied his second multi-point game of the season vs. #2 Denver (1G, 2A). First was at Miami (1G, 1A)
- Went on a three-game point scoring streak (2G, 3A) from Nov. 10-Nov. 17 (DU and UAA)
- In 2022-23, ASU was 5-0-0 in games that Ty records at least two points.
- Reached 100 career NCAA games at CC on Dec. 1

#15 Dylan Jackson (Sr., F)

- Notched his second career hat trick vs. #2 Denver on Nov. 10, 2023
- The first ASU skater to score more than one goal in a game this season
- Went on a four-game point scoring streak, including a goal in three consecutive games

#16 Ethan Szmagaj (So., D)

- Tallied his first assist vs. Stonehill on Nov. 3
- Leads the team in blocks with 43 in 18 games
- Tied for most SOG amongst ASU defensemen with 26 (with Dowd)

#17 Matthew Romer (Fr., F)

- Skated in his first collegiate game on Nov. 4, 2023 vs. Stonehill at Mullett Arena
- Tallied first collegiate point at Colorado College with an assist

#20 Jackson Niedermayer (Jr., F)

- Leads junior class in scoring
- Son of four-time Stanley Cup Champion Scott Niedermayer

#21 Alex Young (Sr., F)

- Drafted by the San Jose Sharks
- Third-most goals on team (six)
- Tallied his 23rd career multi-point night on Nov. 26 vs. #9 Providence with two goals

#24 Josh Niedermayer (Fr., D)

- Tallied first collegiate assist on Oct. 21 vs. NMU
- Played in his first collegiate game on season opening night, Oct. 13, 2023.
- Younger brother of Jackson Niedermayer. Both are sons of four-time Stanley Cup Champion Scott Niedermayer

#25 Kyle Smolen (Fr., F)

- Sister, Lindsey Smolen, plays hockey at RMU
- Scored first collegiate goal on Oct. 20 vs. Northern Michigan
- Went on a three-game point scoring streak from Oct. 20-27, 2023 (2G, 1A)

#26 Brian Chambers (Gr., F)

- Sixth on team in points with 10 (2G, 8A)
- Ranks 10th in the country in faceoff wins. He has taken 200 more faceoffs than any other ASU skater.
- Second on the team in plus/minus with +5. He has finished a game as a minus in only two out of 18 games this season.
- Season-high single game faceoff percentage at Miami at .714 (15-6)
- Tied at 3rd on team in assists with 8
- Had 2nd career three-point night vs. Stonehill on Nov. 3 (1G, 2A)

#27 Tim Lovell (Sr., D)

- Went on a six-game point-scoring streak including nine points (2G, 7A) from Nov. 10 against #2 Denver (2G, 5A) through #9 Providence series
- Tallied four points in the series against #2 Denver, including a three-point night (1G, 2A) on Saturday
- Scored his first goal of the season in ASU's 3-2 win over NMU. He finished the game with an assist for his eighth career multipoint night
- Tied for second-most points on team (15)

#28 Matthew Kopperud, A (Jr., F)

- Tied at second in the NCAA in GWG (4); four of his eight goals this season have been game-winning. Kopperud scored only one game-winning goal in each of his other seasons before 2023-24
- Tied at second in the country in PPG (6)
- Outpaces his junior season (12pts in 21 games) with 15 points in 18 games this season
- Scored his 26th career power play goal vs. Northern Michigan to break the ASU career record for PPG set by Johnny Walker at 25. Currently has 30 career PPG.
- Named alternate captain in September 2023. It is the first time that Kopperud has ever donned a letter in his entire hockey career

#29 Cole Gordon (Fr., F)

- Scored his first collegiate goal (shorthanded) vs. Stonehill on Nov. 4

#31 Gibson Homer (So., G)

- Made 20 saves in tie and shootout vs. Dartmouth
- Boasts an undefeated record (2-0-2)
- Started both games in Stonehill series. Collected 49 saves over the weekend and earned two wins.
- NCAA debut at Miami on Oct. 28 (23 saves)
- Became the 13th goaltender to suit up in maroon & gold

#35 TJ Semptimphelter (Jr., G)

- Earned eighth career shutout at Colorado College to tie ASU program record set by Joey Daccord.
- Three shutouts so far this season (CC, Anchorage, and #15 Merrimack) leads the country
- Five shutouts in 2022-23 included: Bemidji State, Colgate, Alaska Anchorage, Air Force, St. Thomas
- Tied program record for single game saves with 53 at #1 Denver on Dec. 2, 2022
- Tied at eighth in country in goalie winning percentage (.714)
- Had a perfect 800 score in math on the SAT. On course to graduate as a junior in May 2024

#39 Ryan O'Reilly, A (Sr., F)

- Went on a three-game point scoring streak from Oct. 14-21, 2023 (1G, 2A)
- Named alternate captain for the 2023-24 season

#43 Cole Helm (Fr., F)

- Skated in his first collegiate game vs. Stonehill on Nov. 3 at Mullett Arena

#53 Ryan Alexander (So., F)

- Leads team in FO% (150 attempts)
- Tallied a multipoint night against Alaska Anchorage on Nov. 19 (1G, 1A). The last time that Alexander had a multipoint game was at Alaska Anchorage (1G, 1A) on March 4, 2023
- Recorded three, two-point nights vs. #2 Minnesota (2G), #1 Denver (1G, 1A), Alaska Anchorage (1G, 1A)

#59 Tyler Gratton, C (Gr., F)

- Enjoyed a multipoint night (1G, 1A) vs. Dartmouth
- Went on a four-game goal-scoring streak on Nov. 3-Nov. 11, 2023 (Stonehill series & Denver series)
- Named the 10th captain in Sun Devil Hockey history (unanimous team vote)

#61 Lukas Sillinger, A (Sr., F)

- Had a five-game point-scoring streak starting on Nov. 10 against #2 DU through Nov. 24 vs. #9 Providence, featuring 10 points (2G, 7A)
- Six-game point scoring streak (3G, 4A) from Oct. 14-Nov. 3, 2023
- Put up three multipoint games in six games. 3PTS vs. #2 DU; 2PTS vs. #2 DU; 3PTS vs. UAA
- Reached 100 NCAA career games on Oct. 14 against Merrimack.
- Leads the team in point scoring with 19 (5G, 14A)
- Son of Mike Sillinger, 17-year NHL veteran

#82 Charlie Schoen (Fr., F)

- Scored his first goal of the season on Oct. 21 in ASU's 5-1 victory over Northern Michigan
- Tallied his third career multipoint night on Oct. 27 at Miami (2A)
- Went on a three-game point scoring streak from Oct. 20-27 (1G, 4A) and Nov. 10-17 (1G, 2A)

ARIZONA STATE SINGLE-GAME CAREER HIGHS

#2 Brandon Tabakin

Goals: 1 (4 times, last vs. Alaska Anchorage, 11/19/23)
Assists: 1 (13 times, last time vs. Alaska Anchorage, 11/17/23)
Points: 2 (at Dartmouth, 12/31/22)

#5 Ty Murchison

Goals: 2 (at Colorado College, 12/17/21)
Assists: 1 (7 times, last vs. #15 Merrimack, 10/14/23)
Points: 2 (at Colorado College, 12/17/21)

#9 Anthony Dowd

Goals: 1 (vs. Stonehill, 11/03/23)
Assists: 2 (vs. Stonehill, 11/03/23; vs. Northern Michigan, 10/21/23)
Points: 3 (vs. Stonehill, 11/03/23)

#10 Tucker Ness

Assists: 1 (vs. Stonehill, 11/03/23)
Points: 1 (vs. Stonehill, 11/03/23)
Plus/minus: +1 (2x, last time at Alaska Anchorage, 03/03/23)

#11 Benji Eckerle

Goals: 1 (12 times, last vs. Dartmouth, 12/08/23)
Assists: 1 (17 times, last vs. Stonehill, 11/3/23)
Points: 2 (3 times, last vs. Dartmouth, 12/08/23)

#13 Cade Alami

Goals: N/A
Assists: 1 (6 times, last at Colorado College, 12/02/23)
Points: 1 (6 times, last at Colorado College, 12/02/23)

#14 Ty Jackson

Goals: 1 (22 times, last time vs. Alaska Anchorage, 11/17/23)
Assists: 4 (vs. Lindenwood, 02/17/23)
Points: 4 (vs. Lindenwood, 02/17/23)

#15 Dylan Jackson

Goals: 3 (2 times, last vs. #2 Denver, 11/10/23)
Assists: 2 (5 times, last at Miami, 10/28/23)
Points: 4 (vs. Lindenwood, 02/17/23)

#16 Ethan Szmagaj

Goals: 1 (2x, at Colorado College, 12/17/21, at Alaska Anchorage, 03/03/23)
Assists: 2 (at Bemidji State, 10/08/22)
Points: 2 (at Bemidji State, 10/08/22)
Blocks: 7 (at New Hampshire, 12/10/22)

#17 Matthew Romer

Goals: N/A
Assists: 1 (at Colorado College, 12/01/23)
Points: 1 (at Colorado College, 12/01/23)

#18 David Hymovitch

Goals: N/A
Assists: N/A
Points: N/A

#20 Jackson Niedermayer

Goals: 2 (vs. New Hampshire, 10/15/21)
Assists: 1 (5 times, last time vs. Dartmouth, 12/09/23)
Points: 2 (vs. New Hampshire, 10/15/21)

#21 Alex Young

Goals: 3 (vs. Harvard, 12/03/22)
Assists: 3 (at Clarkson, 12/23/20)
Points: 3 (3 times, last vs. Yale, 11/19/22)

#24 Josh Niedermayer

Goals: N/A
Assists: 1 (2 times, last vs. #9 Providence, 11/24/23)
Points: 1 (2 times, last vs. #9 Providence, 11/24/23)

#25 Kyle Smolen

Goals: 1 (2 times, last at Miami, 10/27/23)
Assists: 1 (vs. Northern Michigan, 10/21/23)
Points: 1 (5 times, last time at Colorado College, 12/01/23)

#26 Brian Chambers

Goals: 2 (at Maine, 01/14/23)
Assists: 3 (vs. Miami, 10/08/22)
Points: 3 (2 times: vs. Stonehill, 11/3/23, vs. Miami, 10/08/22)

#27 Tim Lovell

Goals: 1 (10 times, last time vs. Alaska Anchorage, 11/17/23)
Assists: 2 (7 times, last time vs. #2 Denver, 11/11/23)
Points: 3 (3 times, last time vs. #2 Denver, 11/11/23)
Blocks: 5 (at Colorado College, 12/01/23)

#28 Matthew Kopperud

Goals: 2 (9 times, last time at Alaska Fairbanks, 02/25/22)
Assists: 2 (3 times, last time at No. 9 Northeastern, 01/11/22)
Points: 4 (vs. New Hampshire, 10/16/21)

#29 Cole Gordon

Goals: 1 (2 times, last vs. Dartmouth, 12/08/23)
Assists: N/A
Points: 1 (2 times, last vs. Dartmouth, 12/08/23)

#31 Gibson Homer

Saves: 26 (vs. Stonehill, 11/3/23)

#35 TJ Semptimphelter

Saves: 53 (at No. 1 Denver, 12/02/22)
Saves in a Shutout: 40 (at Bemidji State, 10/07/22)

#39 Ryan O'Reilly

Goals: 1 (19 times, last time vs. Stonehill, 11/3/23)
Assists: 3 (at Notre Dame, 01/10/21)
Points: 3 (at Notre Dame, 01/10/21)

#43 Cole Helm

Goals: N/A
Assists: N/A
Points: N/A

#53 Ryan Alexander

Goals: 2 (vs. Minnesota, 11/26/22)
Assists: 1 (7 times, last time vs. Alaska Anchorage, 11/19/23)
Points: 2 (4 times, last time vs. Alaska Anchorage, 11/19/23)

#59 Tyler Gratton

Goals: 1 (28 times, last time vs. Dartmouth, 12/08/23)
Assists: 3 (vs. St. Thomas, 10/20/22)
Points: 3 (vs. St. Thomas, 10/20/22)

#61 Lukas Sillinger

Goals: 2 (4 times, last time vs. Lindenwood, 02/17/23)
Assists: 3 (vs. Alaska Anchorage, 11/17/23)
Points: 3 (6 times, vs. Alaska Anchorage, 11/17/23)

#82 Charlie Schoen

Goals: 1 (3 times, last vs. Alaska Anchorage, 11/17/23)
Assists: 2 (at Miami, 10/27/23)
Points: 2 (3 times, last at Miami, 10/27/23)

#89 Tony Achille

Goals: N/A
Assists: N/A
Points: N/A

ARIZONA STATE LAST TIME IT HAPPENED

Won in overtime	vs #9 Providence(4-3)	Nov. 24, 2023
Lost in overtime	@ Miami (4-5)	Oct. 27, 2023
Overtime tie	vs. Dartmouth (1-1)	Dec. 9, 2023
Scored 5 goals.....	vs. Stonehill	Nov. 3, 2023
Scored 6 goals.....	vs. #2 Denver	Nov. 10, 2023
Scored 7+ goals.....	vs. Lindenwood (8).....	Feb. 17, 2023
Allowed 5+ goals.....	vs. #2 Denver (8, 2EN).....	Nov. 11, 2023
Shutout on road	@ #4 Minnesota (0-10).....	Jan. 21, 2021
Shutout at home	vs. #17 Minnesota State (0-5)	Jan. 14, 2023
Shutout at neutral site.....	vs. #19 Clarkson (0-3)	Dec. 28, 2018
Had a home shutout	vs. Alaska Anchorage (3-0).....	Nov. 19, 2023
Had a road shutout.....	@ Bemidji State (3-0)	Oct. 8, 2022
Had a neutral site shutout		
Had a home sweep.....	vs. Alaska Anchorage (4x in 2023-24)	Nov. 17 & 19, 2023
Had a road sweep	@ RIT	Jan. 14-15, 2022
Swept at home.....	vs. Alaska Fairbanks	Feb. 24-25, 2023
Swept on the road	@ Alaska Fairbanks	Feb. 3-4, 2023
Scored a SHG	Ryan Alexander @ Colorado College	Dec. 2, 2023
Allowed a SHG.....	vs. #2 Denver	Nov. 10, 2023
Scored 2 PPG's	vs. Dartmouth (Kopperud & Gratton).....	Dec. 8, 2023
Scored 3 PPG's	vs. Northern Michigan (Schoen, Kopperud, D. Jackson)	Oct. 14, 2023
Player w/ 2+ PPG's.....	Matthew Kopperud (2) vs. New Hampshire	Oct. 16, 2021
.....	Matthew Kopperud (2) vs. UMass Lowell	Oct. 2, 2021
.....	Matthew Kopperud (2) vs. #18 Notre Dame	Jan. 10, 2021
Allowed 2 PPG's.....	vs. #2 Denver	Nov. 11, 2023
Allowed 3+ PPG's.....	vs. #11/12 Denver (4)	Dec. 4, 2021
Acquired 10+ Penalties.....	vs. #11/12 Denver (10)	Dec. 4, 2021
Committed 0 Penalties.....	@ #1 Minnesota.....	Jan. 4, 2021
Scored a hat trick	Dylan Jackson vs. #2 Denver.....	Nov. 10, 2023
Allowed a hat trick	vs. Alaska Fairbanks	Feb. 24, 2023
Player had 3 assists	Lukas Sillinger (3) vs. Alaska Anchorage	Nov. 17, 2023
.....	Robert Mastro Simone (3) at Alaska Anchorage.....	March 3, 2023
.....	Robert Mastro Simone (3) vs #2 Minnesota	Nov. 26, 2022
.....	Jack Becker (3) at Colorado College	Dec. 17, 2021
.....	Josh Doan (3) vs. UMass Lowell	Oct. 2, 2021
.....	Walker & O'Reilly (3) at #18 Notre Dame.....	Jan. 10, 2021
Player had 4 assists	Ty Jackson (4) vs. Lindenwood	Feb. 17, 2023
Player had 5 assists	Anthony Croston (5) vs. Brown.....	Dec. 30, 2016
Player had 3 points.....	Lukas Sillinger (3A) vs. Alaska Anchorage.....	Nov. 17, 2023
.....	Tim Lovell (1G, 2A) vs. #2 Denver	Nov. 11, 2023
.....	Dylan Jackson (3G) vs. #2 Denver.....	Nov. 10, 2023
.....	Ty Jackson (1G, 2A) vs. #2 Denver	Nov. 10, 2023
.....	Lukas Sillinger (1G, 2A) vs. #2 Denver	Nov. 10, 2023
.....	Brian Chambers (1G, 2A) vs. Stonehill.....	Nov. 3, 2023
.....	Anthony Dowd (1G, 2A) vs. Stonehill	Nov. 3, 2023
Player had 4 points.....	Josh Doan (1G, 3A) at Alaska Anchorage	March 3, 2023
.....	Ty Jackson (4A), Dylan Jackson (2G, 2A)	Feb. 17, 2023
Player had 5 points.....	Anthony Croston (5A) vs. Brown	Dec. 30, 2016
Registered 40+ SOG	vs. Stonehill (46)	Nov. 4, 2023
Registered 50+ SOG	vs. Omaha (53), vs St. Thomas (50), Lindenwood (53)	10/27/18, 10/29/21, 02/17/23
Allowed 40+ SOG	vs. #9 Providence (41)*	Nov. 24, 2023
Allowed 50+ SOG	vs. Boston College (50)	Dec. 30, 2022
Goalie had 30-39 saves.....	TJ Semptimphelter (38) @ Colorado College	Dec. 2, 2023
Goalie had 40+ saves	TJ Semptimphelter vs. Boston College (42)	Dec. 31, 2022
Goalie had 50+ saves	TJ Semptimphelter (53) at #1 Denver	Dec. 2, 2022
Goalie assist.....	Evan DeBrouwer @ Penn State	Dec. 11, 2020

*Includes Overtime

2023-24 REGULAR-SEASON HIGHS AND LOWS

Most Goals Scored in a Game	6	vs. #2 Denver	Nov. 10, 2023
Most Goals Allowed in a Game	8	vs. #2 Denver	Nov. 11, 2023
Most Goals Scored in a Period	3 (6x)	vs. #15 MU(3rd), NMU (2nd), NMU (2nd), Stonehill(3rd), #2DU (3rd), #9PRO (2nd) Oct. 14, 20, 21, Nov. 3, Nov. 10, 24, 2023	
Most Goals Allowed in a Period	4	vs. #2 Denver	Nov. 11, 2023
Most Shots On Goal in a Game	46	vs. Stonehill	Nov. 4, 2023
Most Shots On Goal Allowed in a Game	41*	vs. #9 Providence	Nov. 24, 2023
Most Shots On Goal in a Period	22	vs Stonehill (1st period)	Nov. 4, 2023
Most Shots On Goal Allowed in a Period	16	at Colorado College (3rd period)	Dec. 2, 2023
Fewest Shots On Goal in a Game	14	at Colorado College	Dec. 2, 2023
Fewest Shots On Goal Allowed in a Game	17	vs. Northern Michigan	Oct. 21, 2023
Fewest Shots On Goal in a Period	3	at Colorado College (2nd period)	Dec. 2, 2023
Fewest Shots On Goal Allowed in a Period	4	at Miami (1st period) & UAA (1st period)	Oct. 28, 2023
Most Saves in a Game	38 (2x)	Semtimphelter vs #9 Providence & CC	Nov. 24 & Dec. 2, 2023
Most PPG in a Game	3	vs. Northern Michigan (Schoen, Kopperud, D. Jackson)	Oct. 21, 2023
Most PPG Allowed in a Game	2	vs. #2 Denver	Nov. 11, 2023
Most PP Opportunities in a Game	7 (3x)	vs #15 Merrimack & #9 Providence	Oct. 13 & Oct. 14 & Nov. 24, 2023
Most ASU Penalties in a Game	8	at Colorado College	Dec. 1, 2023
Longest Winning Streak	4	Oct. 13-21, 2023	
Longest Home Winning Streak	7	Oct. 13-Nov. 10, 2023	
Longest Road Winning Streak	1	Dec. 2, 2023	
Longest Winless Streak	2	Oct. 27-28, 2023 (loss and tie at Miami)	
Longest Home Winless Streak	1	Nov. 11, 2023 vs. #2 Denver & Nov. 26, 2023 vs. #9 Providence	
Longest Road Winless Streak	2	Oct. 27-28, 2023 (loss and tie at Miami)	
Longest Winning Streak Against Ranked Teams	3	No. 15 Merrimack (sweep); #2 Denver (1 game)	
Quickest Goal from Start of Game (Sun Devils)	:27 (1st)	vs. Stonehill (Cole Gordon)	Nov. 4, 2023
Quickest Goal from Start of Game (Opp.)	10:10 (1st)	at Miami	Oct. 27, 2023
Shortest Time Between Two Goals (Sun Devils)	0:21	vs #15 Merrimack (Kopperud & Young)	Oct. 14, 2023
Shortest Time Between Two Goals (Opp.)	1:40	Stonehill	Nov. 3, 2023
Shortest Time Between Two Goals (Both teams)	:19	vs Stonehill	Nov. 3, 2023
Largest Margin of Victory	4	vs. Northern Michigan (5-1)	Oct. 21, 2023
Largest Margin of Defeat	4	vs. #2 Denver (2 empty net)	Nov. 11, 2023
Largest Crowd at Home		5,102 vs. #2 Denver	Nov. 10, 2023
Shutouts This Year	3	TJ Semtimphelter at Colorado College (38 saves) TJ Semtimphelter vs. Alaska Anchorage (21 saves) TJ Semtimphelter vs #15 Merrimack (31 saves)	Dec. 2, 2023 Nov. 19, 2023 Oct. 13, 2023
Shutouts Against This Year	N/A		
Hat Tricks	1	Dylan Jackson vs. #2 Denver	Nov. 10, 2023

*Includes Overtime

OVERALL REGULAR-SEASON HIGHS AND LOWS

Most Goals Scored in a Game	8	vs. Brown at #14/15 Wisconsin vs. Lindenwood	Dec. 30, 2016 Nov. 28, 2020 Feb. 17, 2023
Most Goals Allowed in a Game	10	at #4 Minnesota at Merrimack	Jan. 21-22, 2021 Jan. 31, 2016
Most Goals Scored in a Period	5	3rd period vs. RIT	Jan. 17, 2020
Most Goals Allowed in a Period	6	3rd period at #4 Minnesota	Jan. 22, 2021
Most Shots On Goal in a Game	53	vs. Omaha vs. Lindenwood	Oct. 27, 2018 Feb. 17, 2023
Most Shots On Goal Allowed in a Game	57	at Quinnipiac at UMass-Lowell at Quinnipiac	Oct. 15, 2015 Jan. 30, 2016 Jan. 27, 2017
Most Shots On Goal in a Period	26	1st period vs. Southern New Hampshire	Jan. 20, 2017
Most Shots On Goal Allowed in a Period	28	3rd period at Quinnipiac	Jan. 28, 2017
Fewest Shots On Goal in a Game	11	at #12/14 Wisconsin	Jan. 16, 2021
Fewest Shots On Goal Allowed in a Game	15	at Air Force at #6 North Dakota	Oct. 18, 2019 Oct. 29, 2022
Fewest Shots On Goal in a Period	1	3rd period at Quinnipiac 1st period at Bentley 3rd period vs. Boston College	Jan. 28, 2017 Feb. 8, 2020 Dec. 31, 2022
Fewest Shots On Goal Allowed in a Period	1	1st period vs. Alabama-Huntsville	Nov. 3, 2017
Most Saves in a Game	53	Joey Daccord at Quinnipiac TJ Semptimphelter at #1 Denver	Jan. 28, 2017 Dec. 2, 2022
Most PPG in a Game	5	vs. Omaha	Oct. 27, 2018
Most PPG Allowed in a Game	6	at Notre Dame	Oct. 7, 2016
Longest Winning Streak	7	Jan. 25 - Feb. 15, 2020	
Longest Home Winning Streak	10	Oct. 26, 2018 - Feb. 16, 2019	
Longest Road Winning Streak	3	Jan. 11-15, 2022 Nov. 28 - Dec. 3, 2020 Jan. 25 - Feb. 8, 2020 Jan. 26 - Feb. 2, 2019 Dec. 13-17, 2016	
Longest Winless Streak	16	Nov. 27, 2015 - Jan. 31, 2016	
Longest Home Winless Streak	4	Nov. 4 - Dec. 8, 2017	
Longest Road Winless Streak	17	Nov. 27, 2015 - Oct. 22, 2016	
Quickest Goal from Start of Game (Sun Devils)	0:11	at #13/16 Notre Dame	Dec. 3, 2020
Quickest Goal from Start of Game (Opp.)	0:09	at Holy Cross	Nov. 25, 2016
Shortest Time Between Two Goals (Sun Devils)	0:07	vs. RIT	Jan. 17, 2020
Shortest Time Between Two Goals (Opp.)	0:11	at Penn State	Nov. 18, 2016
Shortest Time Between Two Goals (Both teams)	0:07	vs. #11/12 Denver	Dec. 3, 2021
Largest Margin of Victory	6	vs. Lindenwood	Feb. 17, 2023
Largest Margin of Defeat	10	at #4 Minnesota at Merrimack	Jan. 21 & 22, 2021 Jan. 31, 2016
Largest Crowd at Home	5,179	vs. No. 17 Minnesota State	Jan. 14, 2023
Hat Tricks	7	vs. Southern New Hampshire (Croston) vs. Omaha (Walker, 4) vs. #4 Denver (Walker) vs. Alaska Anchorage (B. Pasichnuk) vs. St. Thomas (Theisen) vs. Long Island (D. Jackson) vs. #2 Denver (D. Jackson)	Jan. 20, 2017 Oct. 27, 2018 Dec. 6, 2019 Feb. 15, 2020 Oct. 30, 2021 March 10, 2023 Nov. 10, 2023

Hat Tricks Against (11): at UMass-Lowell (Smith) - Jan. 30, 2016; ; at Penn State (Smirnov) - Nov. 18, 2016; vs. Brown (Corcoran) - Dec. 30, 2016; vs. St. Cloud State (Jackson) - Dec. 31, 2016; vs. Boston University (Carpenter) - Jan. 26, 2018; at Wisconsin (Ahcan) - Feb. 21, 2020; at #7 Michigan (Beniers) - Feb. 26, 2021; at Colgate (Young) - Oct. 22, 2021; at Quinnipiac (Chau) - Nov. 13, 2021; vs. #11/12 Denver (Stapley) - Dec. 3, 2021; at #4 Minnesota (McManus, Walker) - Jan. 21, 2021

2023-24 GAME-BY-GAME RESULTS

No.	Date	Opponent	Result	Score	Record	ASU Goal	Opp. Goal	SF-SA	PP/PK
1.	Oct. 13	vs. #15 Merrimack	W	1-0 (OT)	1-0	28		31-32	7/3
2.	Oct. 13	vs. #15 Merrimack	W	4-2	2-0	39, 61*, 28*, [21]	10, 21	31-31	7/5
3.	Oct. 20	vs. Northern Michigan	W	3-2	3-0	27, 25, 59*	19, 22*	31-25	4/5
4.	Oct. 21	vs. Northern Michigan	W	5-1	4-0	82*, 28*, 21, 15*, 11	22*	33-17	6/3
5.	Oct. 27	at Miami	L	5-4 (OT)	4-1	14, 61, 25, 21*	3, 8, 6*, 11, 17	34-33	3/2
6.	Oct. 28	at Miami	T	1-1	4-1-1	61	7	30-24	4/4
7.	Nov. 3	vs. Stonehill	W	5-4 (OT)	5-1-1	59, 39, 26, 28*, 9	19*, 10, 25, 55	36-30	6/3
8.	Nov. 4	vs. Stonehill	W	3-2	6-1-1	29^, 59*, 28	20, 4*	46-25	1/4
9.	Nov. 10	vs. #2 Denver	W	6-5 (OT)	7-1-1	14*, 15, 15*, 61, 15, 59	15^, 28, 15^, 10*, 10	25-40	3/5
10.	Nov. 11	vs. #2 Denver	L	8-4 (EN)	7-2-1	61*, 27, 59, 28*	6, 10, 4*, 4*, 18, [15], [14], 12	33-28	6/3
11.	Nov. 17	vs. Alaska Anchorage	W	4-3	8-2-1	14, 27*, 28*, 82	20, 11*, 14	35-28	4/4
12.	Nov. 19	vs. Alaska Anchorage	W	3-0	9-2-1	53, 15*, [2]		34-21	4/1
13.	Nov. 24	vs. #9 Providence	W	4-3 (OT)	10-2-1	21, 21, 59, 15	24*, 9, 11	41-26	7 / 4
14.	Nov. 26	vs. #9 Providence	L	2-1	10-3-1	15*	18, 8	34-20	2 / 2
15.	Dec. 1	at Colorado College	T	2-2	10-3-2	11, 59*	39, 20	36-34	7 / 3
16.	Dec. 2	at Colorado College	W	2-0	11-3-2	21, 53^		14-38	1 / 3
17.	Dec. 8	vs. Dartmouth	T	4-4	11-3-3	28*, 29, 59*, 11	8, 7, 28, 14	25-24	5 / 5
18.	Dec. 9	vs. Dartmouth	T	1-1	11-3-4	26	20*	36-21	3 / 4

* - Power Play Goal

^ - Shorthanded Goal

[] - Empty Net Goal

\$ - Penalty Shot

2023-24 Sun Devil Hockey Game Notes

CAREER SCORING

Player (Games: ASU; Career)	G-A-Pts. (Career)
Lukas Sillinger (51; 116)	14-26-40 (37-56-93)
Alex Young (18; 118)	6-2-8 (43-48-91)
Matthew Kopperud (98)	49-38-87
Ty Jackson (51; 100)	9-22-31 (22-41-63)
Tim Lovell (81; 99)	10-45-55 (10-47-57)
Brian Chambers (18; 122)	2-8-10 (17-34-51)
Dylan Jackson (52; 81)	19-13-32 (24-25-49)
Tyler Gratton (18; 141)	7-3-10 (27-17-44)
Ryan O'Reilly (107)	19-24-43
Benji Eckerle (97)	11-17-28
Ryan Alexander (50)	13-7-20
Ethan Szmagaj (82)	2-16-18
Brandon Tabakin (16; 90)	1-4-5 (4-13-17)
Ty Murchison (89)	6-7-13
Charlie Schoen (23)	3-7-10
Anthony Dowd (17)	1-8-9
Jackson Niedermayer (39)	4-5-9
Kyle Smolen (17)	2-3-5
Cade Alami (10; 49)	0-2-2 (0-6-6)
Josh Niedermayer (11)	0-2-2
Cole Gordon (11)	2-0-2
Tucker Ness (29)	0-1-1
Matthew Romer (3)	0-1-1
Cole Helm (3)	0-0-0
Tony Achille (1)	0-0-0
David Hymovitch (0)	0-0-0

MULTIPLE-POINT GAMES (SEASON/CAREER)

Player (Games - Season/Career)	Last Time	Record (Season/Career)
Matthew Kopperud (4 / 23)	11/11/23 vs. #2 Denver (1G, 1A)	3-1-0 / 13-11-0
Lukas Sillinger (4 / 24)	12/08/23 vs. Dartmouth (2A)	2-1-1 / 15-9-1
Tim Lovell (3 / 10)	11/17/23 vs. Alaska Anchorage (1G, 1A)	2-1-0 / 7-4-0
Ty Jackson (2 / 17)	11/10/23 vs. #2 Denver (1G, 2A)	1-1-0 / 15-2-0
Dylan Jackson (2 / 5)	11/10/23 vs. #2 Denver (3G)	1-1-0 / 4-1-0
Brian Chambers (2 / 12)	11/03/23 vs. Stonehill (1G, 2A)	2-0-0 / 9-2-1
Anthony Dowd (2 / 2)	11/03/23 vs. Stonehill (1G, 2A)	2-0-0 / 2-0-0
Charlie Schoen (2 / 3)	10/27/23 at Miami (2A)	1-1-0 / 2-1-0
Alex Young (2 / 23)	11/24/23 vs. #9 Providence (2G)	2-0-0 / 16-5-2
Tyler Gratton (2 / 5)	12/08/23 vs. Dartmouth (1G, 1A)	1-0-1 / 3-1-1
Ryan Alexander (1 / 4)	11/19/23 vs. Alaska Anchorage (1G, 1A)	1-0-0 / 2-2-0
Benji Eckerle (1 / 3)	12/08/23 vs. Dartmouth (1G, 1A)	0-0-1 / 1-1-1
Ethan Szmagaj (0 / 1)	10/08/22 at Bemidji State (2A)	0-0-0 / 0-1-0
Jackson Niedermayer (0 / 1)	10/15/21 vs. New Hampshire (2G)	0-0-0 / 1-0-0
Brandon Tabakin (0 / 1)	12/31/22 vs. Dartmouth (1G, 1A)	0-0-0 / 0-1-0
Ryan O'Reilly (0 / 6)	02/17/23 vs. Lindenwood (02/17/23)	0-0-0 / 5-1-0

LAST GOAL SCORED

Player	Opp.	GP Since
Brian Chambers	vs. Dartmouth	0
Benji Eckerle	vs. Dartmouth	1
Matthew Kopperud	vs. Dartmouth	1
Tyler Gratton	vs. Dartmouth	1
Cole Gordon	vs. Dartmouth	1
Ryan Alexander	at Colorado College	2
Alex Young	at Colorado College	2
Dylan Jackson	vs. #9 Providence	4
Lukas Sillinger	vs. #2 Denver	8
Tim Lovell	vs. #2 Denver	8
Ty Jackson	vs. #2 Denver	9
Anthony Dowd	vs. Stonehill	11
Ryan O'Reilly	vs. Stonehill	11
Kyle Smolen	at Miami (10/27/23)	13
Charlie Schoen	vs. Northern Michigan	14
Ethan Szmagaj	at UAA (03/03/23)	22
Ty Murchison	vs. Lindenwood (02/17/23)	23
Jackson Niedermayer	at Bemidji St. (10/07/22)	52

MULTIPLE-GOAL GAMES (SEASON/CAREER)

Player (Games - Season/Career)	Last Time	Record (Season/Career)
Dylan Jackson (1 / 3)	11/10/23 vs. #2 Denver (3G)	1-0-0 / 3-0-0
Alex Young (1 / 4)	11/24/23 vs. #9 Providence (2G)	1-0-0 / 3-1-0
Matthew Kopperud (0 / 9)	02/25/22 at Alaska Fairbanks (2G)	0-0-0 / 4-5-0
Lukas Sillinger (0 / 4)	02/17/22 vs. Lindenwood	0-0-0 / 3-1-0
Ryan Alexander (0 / 1)	11/26/22 vs. No. 2 Minnesota (2G)	0-0-0 / 1-0-0
Jackson Niedermayer (0 / 1)	10/15/21 vs. New Hampshire (2G)	0-0-0 / 1-0-0
Brian Chambers (0 / 1)	01/14/23 vs. Maine (2G)	0-0-0 / 0-1-0

CURRENT PLAYERS IN THE NHL ENTRY DRAFT

Player (Year)	Team	Round-Pick
Ryan O'Reilly ('18)	Detroit Red Wings	4th-98th
Alex Young ('20)	San Jose Sharks	7th-196th
Ty Murchison ('21)	Philadelphia Flyers	5th-158th

THREE-PLUS POINT GAMES (SEASON/CAREER)

Player (Games - Season/Career)	Last Time	Record (Season/Career)
Lukas Sillinger (2 / 6)	11/17/23 vs. Alaska Anchorage (3A)	2-0-0 / 6-0-0
Brian Chambers (1 / 2)	11/03/23 vs. Stonehill (1G, 2A)	1-0-0 / 1-1-0
Anthony Dowd (1 / 1)	11/03/23 vs. Stonehill (1G, 2A)	1-0-0 / 1-0-0
Dylan Jackson (1 / 3)	11/10/23 vs. #2 Denver (3G)	1-0-0 / 3-0-0
Tim Lovell (1 / 3)	11/11/23 vs. #2 Denver (1G, 2A)	0-1-0 / 2-1-0
Ty Jackson (1 / 2)	11/10/23 vs. #2 Denver (1G, 2A)	1-0-0 / 2-0-0
Alex Young (0 / 3)	12/3/22 vs. Harvard (3G)	0-0-0 / 3-0-0
Tyler Gratton (0 / 1)	10/20/22 vs. St. Thomas (3A)	0-0-0 / 1-0-0

2023-24 LINE CHART

Date	Opponent	Forwards				Defense			Goaltender
Oct. 13	#15 Merrimack	61-26-21	28-53-82	59-25-15	11-29-39	2-27	5-16	24-20 (10)	35-31-1
Oct. 14	#15 Merrimack	61-26-21	28-53-82	59-25-15	11-29-39	2-27	5-16	24-9 (10)	35-31-1
Oct. 20	Northern Michigan	61-14-15	28-53-82	59-26-21	11-25-39	2-27	5-16	20-9 (24)	35-31-1
Oct. 21	Northern Michigan	61-14-15	28-53-82	59-26-21	11-25-39	2-27	5-16	20-9 (24)	35-31-1
Oct. 27	at Miami	61-14-15	28-53-82	59-26-21	11-25-39	2-27	5-16	20-9 (24)	35-31
Oct. 28	at Miami	61-14-15	59-26-82	28-53-21	11-25-39	2-27	5-16	24-9 (10)	35-31-1
Nov. 3	vs. Stonehill	61-14-15	59-26-21	28-25-82	11-29-39 (43)	2-9	5-16	24-10	31-35
Nov. 4	vs. Stonehill	61-14-15	59-26-28	53-25-21	39-29-17	2-9	5-16	20-10 (13)	31-35
Nov. 10	vs. #2 Denver	61-14-15	59-26-28	82-25-21	11-29-39	2-27	5-16	24-9 (13)	35-31
Nov. 11	vs. #2 Denver	61-14-15	59-26-28	82-25-21	11-29-39	2-27	5-16	24-9 (13)	35-31
Nov. 17	vs. Alaska Anchorage	61-14-15	59-26-28	82-25-21	53-29-39	27-2	5-16	24-9 (13)	35-31
Nov. 19	vs. Alaska Anchorage	61-14-15	59-26-28	82-53-21	20-11-39	27-9	5-16	24-13	35-31
Nov. 24	vs. #9 Providence	61-14-15	59-26-28	82-53-21	20-25-39	27-9	5-16	24-13 (10)	35-31
Nov. 26	vs. #9 Providence	61-14-15	59-26-28	82-53-21	20-25-39 (11)	27-9	5-16	24-13	35-31
Dec. 1	at Colorado College	61-14-15	59-26-28	20-53-21	11-25-17	5-9	2-16	27-13	35-31
Dec. 2	at Colorado College	59-26-28	61-25-17	20-53-21	11-29-39	5-9	2-16	27-13	35-31
Dec. 8	vs. Dartmouth	59-26-28	20-53-21	61-25-82	11-29-39 (17)	5-9	2-16	27-13	35-31
Dec. 9	vs. Dartmouth	61-53-20	11-26-21	59-25-39	89-29-43 (28)	5-9	2-16	27-10	31-35



MAIN ENTRANCE



CENTER ICE



THE MULLETT FAMILY & HOCKEY TEAM



SOLDOUT MULLETT ARENA - 5,153 FANS



BREAKING GROUND

- On Wednesday, Dec. 16, 2020, Arizona State University and Sun Devil Athletics announced all required approvals have been received for the commencement of construction on a new Multi-Purpose Arena, which will host university and community events and serve as the future home for Sun Devil men's ice hockey and wrestling. This project continues the development of the Novus Innovation Corridor, and will be sited south of Rio Salado Parkway on the east side of Packard Drive, immediately north of the existing Packard Drive Parking Structure.
- Construction began in January 2021 and received its certificate of occupancy on Friday, September 30, 2022.
- Over 8,000 square feet is set aside for a ASU state-of-the-art ASU locker room, weight room, lounge and coaches' offices on the north side of the arena. Eight additional locker rooms are accounted for on the west side of the arena between the main arena and community ice sheet that can be utilized for visiting teams, youth programs, ASU club programs, and live events.
- On February 14, 2022, ASU and the NHL's Arizona Coyotes formed the first agreement of its kind between a college and NHL team in 100 years. The last time an NCAA college team and an NHL team shared an arena was the Boston Bruins and Boston University from 1924-28 at Boston Arena, now known as Matthews Arena. Other improvements will now be made, at the Coyotes' expense, to prepare the arena to temporarily house Coyotes home games. These improvements include constructing coaches' rooms, equipment rooms, technology and other aspects of the new ASU arena according to NHL standards. The added cost is up to \$30 million, which will be paid in advance by the Coyotes.
- The 5,000-seat venue is managed and operated by Oak View Group, SCI Architects have designed the arena, while Mortenson Construction will serve as the design builder.
- The second full-size ice sheet will also be accessible to students, the community and youth hockey programs at every level, providing an additional public sheet to one of the fastest-growing states for youth hockey participation in the country.
- The seating configuration for Mullett Arena includes 20 luxury suites, two group suites, a large club lounge and event-level premium club seats. The club lounge will consist of a Center Ice Club on the main concourse that runs along center ice and can host up to 500 fans. On the 300-level, a social deck will run the length of the east side of the venue, providing an open-air, aerial view of the arena where fans can interact while still experiencing exceptional sightlines to the competition. The arena would also be able to serve as a backup for sports played on hardwood, such as volleyball.
- A 942-seat student section occupies the entire west side of the venue to provide an enhanced gameday experience for ASU students.

2023-24 TV ROSTER



**BRANDON
TABAKIN**
D|5-10|175|L|GR.



**TY
MURCHISON**
D|6-2|210|L|JR.



**ANTHONY
DOWD**
D|5-7|152|R|FR.




**TUCKER
NESS**
D|6-3|227|R|SO.




**BENJI
ECKERLE**
F|5-10|185|L|SR.



**CADE
ALAMI**
D|6-7|212|R|JR.



**TY
JACKSON**
F|5-10|170|R|SR.




**DYLAN
JACKSON**
F|5-8|170|L|SR.



**ETHAN
SZMAGAJ**
D|6-0|198|R|JR.



**MATTHEW
ROMER**
F|5-11|170|R|FR.




**DAVID
HYMOVITCH**
F|6-0|176|R|FR.



**JACKSON
NIEDERMAYER**
F|6-0|198|L|JR.




**ALEX
YOUNG**
F|5-11|185|R|FR.




**JOSH
NEIDERMAYER**
D|6-0|201|L|FR.



**KYLE
SMOLEN**
F|5-11|170|R|FR.



**BRIAN
CHAMBERS**
F|6-1|190|R|GR.




**TIM
LOVELL**
D|5-10|161|L|SR.




**MATTHEW
KOPPERUD**
F|6-1|190|L|SR.



**COLE
GORDON**
F|6-2|210|L|FR.



**GIBSON
HOMER**
G|6-5|209|L|SO.



**TJ
SEMPTIMPHELTER**
G|6-1|190|L|JR.




**RYAN
O'REILLY**
F|6-3|215|R|SR.




**COLE
HELM**
F|5-11|192|L|FR.




**RYAN
ALEXANDER**
F|5-10|180|L|SO.



**TYLER
GRATTON**
F|6-2|200|L|GR.



**LUKAS
SILLINGER**
F|5-10|172|L|SR.



**CHARLIE
SCHOEN**
F|5-10|165|R|SO.



**TONY
ACHILLE**
F|6-0|174|L|FR.

2023-24 TEAM STATISTICS



2023-24 Arizona St. Men's Ice Hockey
Overall Team Statistics
All games

Page 1/2
as of Dec 10, 2023

Team statistics

	ASU	OPP
SHOT STATISTICS		
Goals-Shot attempts	57-556	45-526
Shot pct.	.103	.086
Goals/Game	3.17	2.50
Shots/Game	30.89	29.22
Assists	98	79
POWER PLAYS		
Goals-Power Plays	20-76	11-66
Conversion Percent	.263	.167
Shot Attempts	102	82
Shot Percent	.196	.134
SHORT-HANDED		
Goals-Shot attempts	2-11	2-21
Shot Percent	.182	.095
GOAL BREAKDOWN		
Total Goals	57	45
Power Play	20	11
Short-handed	2	2
Empty net	2	2
Penalty	0	0
Unassisted	4	2
Overtime	4	1
Delayed Penalty	0	0
Game winning	11	3
First Goal	11	5
Game Tying Goal	2	2
Extra Attacker	0	1
BLOCKS		
Blocks	217	177
Blocks/Game	12.06	9.83
PENALTIES		
Number	80	92
Minutes	185	228
Penalties/Game	4.44	5.11
Penalty minutes/Game	10.28	12.67
Minor	75	84
Major	3	4
10-minute Misconduct	1	1
Game Misconduct	1	3
Gross Misconduct	0	0
Match	0	0
FACEOFFS (W-L)		
Faceoff W-L pct.	.501	.499
SHOOTOUTS (Made-Att)		
	5-15	1-16
ATTENDANCE		
Total	65770	10708
Dates/Avg Per Date	14/4698	4/2677
Neutral Site #/Avg	0/0	-

Goals by Periods

Team	1st	2nd	3rd	OT	TOTAL
ASU	11	24	18	4	57
Opponents	10	19	15	1	45

Shots by Periods

Team	1st	2nd	3rd	OT	TOTAL
ASU	194	176	162	24	556
Opponents	163	171	173	19	526

Saves by Periods

Team	1st	2nd	3rd	OT	TOTAL
ASU	153	152	158	18	481
Opponents	183	152	144	20	499

2023-24 INDIVIDUAL GAME-BY-GAME STATISTICS



2023-24 Arizona St. Men's Ice Hockey
Game-by-Game Goals-Assists-Points
All games

Page 1/2
as of Dec 10, 2023

Opponent	Date	Score	2	5	9	10	11	13	14	15	16	17	20
Merri	10/13/2023	1-0 Wot	TABAKIN, BR 0-0-0	MURCHISON, D 0-0-0	DOWD, ANTHONY 0-0-0	NESS, TUCKER 0-0-0	ECKERLE, BEN 0-0-0	ALAMI, CADE 0-0-0	JACKSON, TY 0-0-0	JACKSON, DY 0-0-0	SZMAGAJ, ET 0-0-0	ROMER, MATT 0-0-0	NIEDERMAYE 0-0-0
Merri	10/14/2023	4-2 W	0-0-0	0-1-1	0-0-0	0-0-0	0-1-1	DNP	DNP	0-0-0	0-0-0	DNP	0-0-0
NMU	10/20/2023	3-2 W	0-0-0	0-0-0	0-0-0	0-0-0	0-1-1	DNP	0-0-0	0-0-0	0-0-0	DNP	0-1-1
NMU	10/21/2023	5-1 W	0-0-0	0-0-0	0-2-2	DNP	1-0-1	DNP	0-0-0	1-0-1	0-0-0	DNP	0-0-0
at Miami	10/27/2023	4-5 Lot	0-0-0	0-0-0	0-1-1	DNP	0-1-1	DNP	1-1-2	0-2-2	0-0-0	DNP	0-0-0
at Miami	10/28/2023	1-1 ot	0-0-0	0-0-0	0-0-0	0-0-0	0-0-0	DNP	0-0-0	0-1-1	0-0-0	DNP	DNP
STO	11/03/2023	5-4 Wot	0-1-1	0-0-0	1-2-3	0-1-1	0-1-1	DNP	0-0-0	0-0-0	0-1-1	DNP	DNP
STO	11/04/2023	3-2 W	0-0-0	0-0-0	0-1-1	0-0-0	DNP	0-0-0	0-0-0	0-0-0	0-0-0	0-0-0	0-0-0
Denver	11/10/2023	6-5 Wot	0-1-1	0-0-0	0-1-1	DNP	0-0-0	0-0-0	1-2-3	3-0-3	0-0-0	DNP	DNP
Denver	11/11/2023	4-8 L	0-1-1	0-0-0	0-0-0	DNP	0-0-0	0-0-0	0-1-1	0-0-0	0-0-0	DNP	DNP
UAA	11/17/2023	4-3 W	0-1-1	0-0-0	0-0-0	DNP	DNP	0-0-0	1-0-1	0-1-1	0-0-0	DNP	DNP
UAA	11/19/2023	3-0 W	1-0-1	0-0-0	0-0-0	DNP	0-0-0	0-1-1	0-0-0	1-0-1	0-0-0	DNP	0-0-0
PROV	11/24/2023	4-3 Wot	DNP	0-0-0	0-0-0	0-0-0	DNP	0-0-0	0-1-1	1-0-1	0-0-0	DNP	0-0-0
PROV	11/26/2023	1-2 L	DNP	0-0-0	0-0-0	DNP	0-0-0	0-0-0	0-0-0	1-0-1	0-0-0	DNP	0-0-0
at CC	12/01/2023	2-2 ot	0-0-0	0-0-0	0-1-1	DNP	1-0-1	0-0-0	0-0-0	0-0-0	0-0-0	0-1-1	0-1-1
at CC	12/02/2023	2-0 W	0-0-0	0-0-0	0-0-0	DNP	0-0-0	0-1-1	DNP	DNP	0-1-1	0-0-0	0-0-0
Dart	12/08/2023	4-4 ot	0-0-0	0-0-0	0-0-0	DNP	1-1-2	0-0-0	DNP	DNP	0-0-0	DNP	0-0-0
Dart	12/09/2023	1-1 ot	0-0-0	0-0-0	0-0-0	0-0-0	0-1-1	DNP	DNP	DNP	0-0-0	DNP	0-1-1

Opponent	Date	Score	21	24	25	26	27	28	29	31	35	39	43
Merri	10/13/2023	1-0 Wot	YOUNG, ALEX 0-0-0	NIEDERMAYE 0-0-0	SMOLEN, KYL 0-0-0	CHAMBERS, B 0-1-1	LOVELL, TIM 0-1-1	KOPPERUD, M 1-0-1	GORDON, COL 0-0-0	HOMER, GIBS 0-0-0	SEMPTIMPH 0-0-0	O'REILLY, R 0-0-0	HELM, COLE 0-0-0
Merri	10/14/2023	4-2 W	1-0-1	DNP	0-0-0	0-2-2	0-1-1	1-1-2	0-0-0	DNP	0-0-0	1-0-1	DNP
NMU	10/20/2023	3-2 W	0-0-0	0-0-0	1-0-1	0-0-0	1-1-2	0-0-0	DNP	DNP	0-0-0	0-1-1	DNP
NMU	10/21/2023	5-1 W	1-1-2	0-1-1	0-1-1	0-1-1	0-0-0	1-0-1	DNP	DNP	0-0-0	0-1-1	DNP
at Miami	10/27/2023	4-5 Lot	1-0-1	0-0-0	1-0-1	0-0-0	0-0-0	0-0-0	DNP	DNP	0-0-0	0-0-0	DNP
at Miami	10/28/2023	1-1 ot	0-0-0	0-0-0	0-0-0	0-0-0	0-0-0	0-0-0	DNP	0-0-0	DNP	0-0-0	DNP
STO	11/03/2023	5-4 Wot	0-0-0	0-0-0	0-0-0	1-2-3	DNP	1-1-2	0-0-0	0-0-0	DNP	1-0-1	0-0-0
STO	11/04/2023	3-2 W	0-0-0	DNP	0-0-0	0-1-1	DNP	1-1-2	1-0-1	0-0-0	DNP	0-0-0	DNP
Denver	11/10/2023	6-5 Wot	0-0-0	0-0-0	0-0-0	0-0-0	0-1-1	0-0-0	0-0-0	DNP	0-0-0	0-0-0	DNP
Denver	11/11/2023	4-8 L	0-0-0	0-0-0	0-0-0	0-0-0	1-2-3	1-1-2	0-0-0	DNP	0-0-0	0-0-0	DNP
UAA	11/17/2023	4-3 W	0-1-1	0-0-0	0-1-1	0-0-0	1-1-2	1-0-1	0-0-0	DNP	0-0-0	0-0-0	DNP
UAA	11/19/2023	3-0 W	0-0-0	DNP	DNP	0-0-0	0-1-1	0-1-1	DNP	DNP	0-0-0	0-0-0	0-0-0
PROV	11/24/2023	4-3 Wot	2-0-2	0-1-1	0-0-0	0-1-1	0-1-1	0-1-1	DNP	DNP	0-0-0	0-0-0	DNP
PROV	11/26/2023	1-2 L	0-0-0	0-0-0	0-0-0	0-0-0	0-0-0	0-0-0	0-0-0	DNP	0-0-0	0-0-0	DNP
at CC	12/01/2023	2-2 ot	0-0-0	DNP	0-1-1	0-0-0	0-0-0	0-0-0	0-0-0	DNP	0-0-0	DNP	DNP
at CC	12/02/2023	2-0 W	1-0-1	DNP	0-0-0	0-0-0	0-1-1	0-0-0	0-0-0	DNP	0-0-0	0-0-0	DNP
Dart	12/08/2023	4-4 ot	0-0-0	DNP	0-0-0	0-0-0	0-1-1	1-0-1	1-0-1	DNP	0-0-0	0-0-0	DNP
Dart	12/09/2023	1-1 ot	0-0-0	DNP	0-0-0	1-0-1	0-0-0	0-0-0	0-0-0	0-0-0	DNP	0-0-0	0-0-0

2023-24 Arizona St. Men's Ice Hockey
Game-by-Game Goals-Assists-Points
All games



Opponent	Date	Score	53 ALEXANDER, GRATTON, TY SILLINGER,	59	61	82	89
Merri	10/13/2023	1-0 Wot	0-0-0	0-0-0	0-0-0	0-0-0	DNP
Merri	10/14/2023	4-2 W	0-0-0	0-1-1	1-1-2	0-0-0	DNP
NMU	10/20/2023	3-2 W	0-0-0	1-0-1	0-1-1	0-1-1	DNP
NMU	10/21/2023	5-1 W	0-0-0	0-1-1	0-1-1	1-1-2	DNP
at Miami	10/27/2023	4-5 Lot	0-0-0	0-0-0	1-0-1	0-2-2	DNP
at Miami	10/28/2023	1-1 ot	0-0-0	0-0-0	1-0-1	0-0-0	DNP
STO	11/03/2023	5-4 Wot	DNP	1-0-1	0-1-1	0-0-0	DNP
STO	11/04/2023	3-2 W	0-0-0	1-1-2	0-0-0	DNP	DNP
Denver	11/10/2023	6-5 Wot	DNP	1-0-1	1-2-3	0-1-1	DNP
Denver	11/11/2023	4-8 L	DNP	1-0-1	1-1-2	0-1-1	DNP
UAA	11/17/2023	4-3 W	0-0-0	0-0-0	0-3-3	1-0-1	DNP
PROV	11/19/2023	3-0 W	1-1-2	0-0-0	0-1-1	0-0-0	DNP
PROV	11/24/2023	4-3 Wot	0-0-0	1-0-1	0-1-1	0-0-0	DNP
PROV	11/26/2023	1-2 L	0-0-0	0-0-0	0-0-0	0-0-0	DNP
at CC	12/01/2023	2-2 ot	0-0-0	1-0-1	0-0-0	DNP	DNP
at CC	12/02/2023	2-0 W	1-0-1	0-0-0	0-0-0	DNP	DNP
Dart	12/08/2023	4-4 ot	0-0-0	1-1-2	0-2-2	0-0-0	DNP
Dart	12/09/2023	1-1 ot	0-0-0	0-0-0	0-0-0	DNP	0-0-0



2023-24 INDIVIDUAL STATISTICS



2023-24 Arizona St. Men's Ice Hockey
Overall Individual Statistics
All games

Page 1/2
as of Dec 10, 2023

Game Records

Overall	Conference	Home	Away	Neutral
11 - 3 - 4	0 - 0 - 0	10 - 2 - 2	1 - 1 - 2	0 - 0 - 0

		Shots							Penalties					Goals										
#	Player	GP	G	A	PTS	SH	SH%	+/-	PEN-MIN	MIN	MAJ	OTH	PP	SH	FG	GW	GT	OT	HT	PN	UA	BLK		
61	Sillinger, Lukas	18	5	14	19	45	.111	-2	1-2	1	0	0	2	0	1	0	1	0	0	0	0	6		
28	Kopperud, Matthew	18	8	7	15	60	.133	-4	3-6	3	0	0	6	0	2	4	0	1	0	0	0	3		
27	Lovell, Tim	16	3	12	15	22	.136	+2	6-12	6	0	0	1	0	0	0	0	0	0	0	0	15		
59	Gratton, Tyler	18	8	4	12	38	.211	0	4-8	4	0	0	4	0	0	2	0	1	0	0	0	18		
15	Jackson, Dylan	15	7	4	11	43	.163	-1	5-18	4	0	1	4	0	0	1	0	1	1	0	1	3		
26	Chambers, Brian	18	2	8	10	27	.074	+5	4-8	4	0	0	0	0	0	0	0	0	0	0	0	15		
11	Eckerle, Benji	15	3	6	9	28	.107	+4	3-6	3	0	0	0	0	0	0	1	0	0	0	1	12		
9	Dowd, Anthony	17	1	8	9	26	.038	-1	3-6	3	0	0	0	0	0	1	0	1	0	0	0	6		
21	Young, Alex	18	6	2	8	39	.154	0	3-6	3	0	0	1	0	2	1	0	0	0	0	1	6		
14	Jackson, Ty	13	3	5	8	32	.094	0	5-10	5	0	0	1	0	3	0	0	0	0	0	0	1		
82	Schoen, Charlie	14	2	6	8	17	.118	-5	2-4	2	0	0	1	0	1	1	0	0	0	0	0	1		
25	Smolen, Kyle	17	2	3	5	14	.143	-4	4-11	3	1	0	0	0	0	0	0	0	0	0	0	10		
2	Tabakin, Brandon	16	1	4	5	26	.038	+13	2-4	2	0	0	0	0	0	0	0	0	0	0	0	17		
39	O'Reilly, Ryan	17	2	2	4	24	.083	+3	3-6	3	0	0	0	0	0	0	0	0	0	0	0	6		
53	Alexander, Ryan	15	2	1	3	19	.105	-3	3-6	3	0	0	0	1	1	1	0	0	0	0	0	7		
20	Niedermayer, Jackson	13	0	3	3	19	.000	+2	2-4	2	0	0	0	0	0	0	0	0	0	0	0	4		
29	Gordon, Cole	11	2	0	2	14	.143	+2	3-9	2	1	0	0	1	1	0	0	0	0	0	1	4		
16	Szmagaj, Ethan	18	0	2	2	26	.000	-2	4-8	4	0	0	0	0	0	0	0	0	0	0	0	43		
24	Niedermayer, Josh	11	0	2	2	7	.000	+3	0-0	0	0	0	0	0	0	0	0	0	0	0	0	1		
13	Alami, Cade	10	0	2	2	5	.000	-2	7-14	7	0	0	0	0	0	0	0	0	0	0	0	10		
5	Murchison, Ty	18	0	1	1	17	.000	-1	10-31	8	1	1	0	0	0	0	0	0	0	0	0	24		
10	Ness, Tucker	7	0	1	1	3	.000	-1	0-0	0	0	0	0	0	0	0	0	0	0	0	0	4		
17	Romer, Matthew	3	0	1	1	3	.000	+1	0-0	0	0	0	0	0	0	0	0	0	0	0	0	1		
43	Helm, Cole	3	0	0	0	1	.000	0	0-0	0	0	0	0	0	0	0	0	0	0	0	0	0		
89	Achille, Tony	1	0	0	0	1	.000	0	0-0	0	0	0	0	0	0	0	0	0	0	0	0	0		
31	Homer, Gibson	4	0	0	0	0	.000	0	0-0	0	0	0	0	0	0	0	0	0	0	0	0	0		
35	Semptimphelter, TJ	14	0	0	0	0	.000	0	1-2	1	0	0	0	0	0	0	0	0	0	0	0	0		
TM	TEAM	18	0	0	0	0	.000	0	2-4	0	0	0	0	0	0	0	0	0	0	0	0	0		
Totals		18	57	98	155	556	.103	+9	80-185	75	3	2	20	2	11	11	2	4	1	0	4	217		
Opponents		18	45	79	124	526	.086	-14	92-228	84	4	4	11	2	5	3	2	1	0	0	2	177		

#	Player	GP-GS	Goal Average			Saves		Record				Goals Allowed				
			MINUTES	GA	AVG	SAVES	PCT	W	L	T	SHO	PP	SH	EN	PEN	SOG
31	Homer, Gibson	4-4	253:01	8	1.90	92	.920	2	0	2	0	3	0	0	0	1
35	Semptimphelter, TJ	14-14	856:29	35	2.45	389	.917	9	3	2	3	8	2	2	0	0
TM	EMPTY NET	-	03:39	2	32.88	0	.000	0	0	0	0	0	0	0	0	0
Totals		18	1113:09	45	2.43	481	.914	11	3	4	3	11	2	2	0	1
Opponents		18	1113:09	57	3.07	499	.897	3	11	4	0	20	2	2	0	5



2023-24 Arizona St. Men's Ice Hockey
Category Leaders
All games

Page 1/2
as of Dec 10, 2023

Points

#	Player	GP	G	A	PTS	SH
61	Sillinger, Lukas	18	5	14	19	45
28	Kopperud, Matthew	18	8	7	15	60
27	Lovell, Tim	16	3	12	15	22
59	Gratton, Tyler	18	8	4	12	38
15	Jackson, Dylan	15	7	4	11	43
26	Chambers, Brian	18	2	8	10	27
11	Eckerle, Benji	15	3	6	9	28
9	Dowd, Anthony	17	1	8	9	26
21	Young, Alex	18	6	2	8	39
14	Jackson, Ty	13	3	5	8	32

Assists

#	Player	GP	G	A	PTS	SH
61	Sillinger, Lukas	18	5	14	19	45
27	Lovell, Tim	16	3	12	15	22
26	Chambers, Brian	18	2	8	10	27
9	Dowd, Anthony	17	1	8	9	26
28	Kopperud, Matthew	18	8	7	15	60
11	Eckerle, Benji	15	3	6	9	28
82	Schoen, Charlie	14	2	6	8	17
14	Jackson, Ty	13	3	5	8	32
15	Jackson, Dylan	15	7	4	11	43
59	Gratton, Tyler	18	8	4	12	38

Goals

#	Player	GP	G	A	PTS	SH
28	Kopperud, Matthew	18	8	7	15	60
59	Gratton, Tyler	18	8	4	12	38
15	Jackson, Dylan	15	7	4	11	43
21	Young, Alex	18	6	2	8	39
61	Sillinger, Lukas	18	5	14	19	45
11	Eckerle, Benji	15	3	6	9	28
27	Lovell, Tim	16	3	12	15	22
14	Jackson, Ty	13	3	5	8	32
39	O'Reilly, Ryan	17	2	2	4	24
26	Chambers, Brian	18	2	8	10	27

Shots

#	Player	GP	G	A	PTS	SH	SH%
28	Kopperud, Matthew	18	8	7	15	60	.133
61	Sillinger, Lukas	18	5	14	19	45	.111
15	Jackson, Dylan	15	7	4	11	43	.163
21	Young, Alex	18	6	2	8	39	.154
59	Gratton, Tyler	18	8	4	12	38	.211
14	Jackson, Ty	13	3	5	8	32	.094
11	Eckerle, Benji	15	3	6	9	28	.107
26	Chambers, Brian	18	2	8	10	27	.074
2	Tabakin, Brandon	16	1	4	5	26	.038
16	Szmagaj, Ethan	18	0	2	2	26	.000

Power-Play Goals

#	Player	GP	PPG
28	Kopperud, Matthew	18	6
15	Jackson, Dylan	15	4
59	Gratton, Tyler	18	4
61	Sillinger, Lukas	18	2
27	Lovell, Tim	16	1
21	Young, Alex	18	1
14	Jackson, Ty	13	1
82	Schoen, Charlie	14	1

Shot Pct.

#	Player	GP	G	A	PTS	SH	SH%
59	Gratton, Tyler	18	8	4	12	38	.211
15	Jackson, Dylan	15	7	4	11	43	.163
21	Young, Alex	18	6	2	8	39	.154
25	Smolen, Kyle	17	2	3	5	14	.143
29	Gordon, Cole	11	2	0	2	14	.143
27	Lovell, Tim	16	3	12	15	22	.136
28	Kopperud, Matthew	18	8	7	15	60	.133
82	Schoen, Charlie	14	2	6	8	17	.118
61	Sillinger, Lukas	18	5	14	19	45	.111
11	Eckerle, Benji	15	3	6	9	28	.107



2023-24 Arizona St. Men's Ice Hockey
Category Leaders
All games

Page 2/2
as of Dec 10, 2023

Short-Handed Goals

#	Player	GP	SHG
53	Alexander, Ryan	15	1
29	Gordon, Cole	11	1

Penalties

#	Player	GP	PEN	MIN
5	Murchison, Ty	18	10	31
13	Alami, Cade	10	7	14
27	Lovell, Tim	16	6	12
15	Jackson, Dylan	15	5	18
14	Jackson, Ty	13	5	10
26	Chambers, Brian	18	4	8
59	Gratton, Tyler	18	4	8
16	Szmagaj, Ethan	18	4	8
25	Smolen, Kyle	17	4	11
28	Kopperud, Matthew	18	3	6

Game-Winning Goals

#	Player	GP	GWG
28	Kopperud, Matthew	18	4
59	Gratton, Tyler	18	2
21	Young, Alex	18	1
15	Jackson, Dylan	15	1
53	Alexander, Ryan	15	1
82	Schoen, Charlie	14	1
9	Dowd, Anthony	17	1

Penalty Minutes

#	Player	GP	PEN	MIN
5	Murchison, Ty	18	10	31
15	Jackson, Dylan	15	5	18
13	Alami, Cade	10	7	14
27	Lovell, Tim	16	6	12
25	Smolen, Kyle	17	4	11
14	Jackson, Ty	13	5	10
29	Gordon, Cole	11	3	9
26	Chambers, Brian	18	4	8
59	Gratton, Tyler	18	4	8
16	Szmagaj, Ethan	18	4	8

Plus/Minus

#	Player	GP	+/-
2	Tabakin, Brandon	16	+13
26	Chambers, Brian	18	+5
11	Eckerle, Benji	15	+4
39	O'Reilly, Ryan	17	+3
24	Niedermayer, Josh	11	+3
27	Lovell, Tim	16	+2
20	Niedermayer, Jackson	13	+2
29	Gordon, Cole	11	+2
17	Romer, Matthew	3	+1
15	Jackson, Dylan	15	-1