

2024 Sun Devil Baseball

GAME NOTES - TEXAS TECH/UNLV

ARIZONA STATE

29-24 (17-13 Pac-12)

@ASU_Baseball

@TheSunDevils

WEEK FOURTEEN

May 16-18

6:30 p.m./6:30 p.m./6:30 p.m. AZT

Phoenix Municipal Stadium

Phoenix, Ariz.

WATCH: Pac-12 Arizona

LISTEN: KDSU 1060 AM

TEXAS TECH/UNLV

30-22 (12-17 Big 12)/26-24 (12-18 MWC)

@TTU_Baseball/UNLVBaseball

@TechAthletics/UNLVAthletics



ASU_BASEBALL



SUN DEVIL BASEBALL



ASU_BASEBALL

MEDIA RELATIONS CONTACT

Jeremy Hawkes

jrhawkes@asu.edu | C: 520-403-0121 | O: 480-965-9544

#10THINGS (Twitter-Friendly Notes)

1. The Sun Devils have outscoring opponents 178-86 over the last 15 games, posting a 12-3 record in the process.

2. Nick McLain has homered in seven of the last nine games and has multiple RBIs in nine of the last 11 games.

3. Jonah Giblin has allowed just one earned run over his last nine appearances over 18.1 innings, lowering his ERA from 10.03 to 4.34 in the process.

4. ASU has 13 wins against RPI Top-100 teams this year, the 46th-best tally in the nation and looking to add two more this weekend.

5. ASU has a winning record in road games (11-9) for the first time since '16. It is one of only 26 P5 teams in the RPI Top-100 with a winning road record.

6. This season, ASU has posted 59 innings with three or more runs and 36 different innings with 4+. The team has 165+ run innings.

7. ASU picked up two road sweeps this season (at UCLA, at Stanford) for the first time since 1994 (at UCLA, at Cal).

8. Ben Jacobs is 18th in the country and 1st in the Pac-12 with his 13.50 K/9 tally. His 85 Ks are third in the Pac-12 and Top-50 nationally.

9. ASU has 10 different players with 20 or more RBIs this season, second-most in the Pac-12 and the most for an ASU team since 2013.

10. ASU's 13-4 record after April 15 is its highest winning percentage post-Tax Day (.764) since its 24-7 (.774) tally in 2010 when the team went to Omaha.

#BYTHENUMBERS

Ryan Campos has reached base in a ridiculous 132-of-142 (93%) career games with ASU. Campos has the 34th-best active career batting average (.367) - third among the nation's catchers and seventh among players with at least 500 career at-bats (545). Campos is the fourth player in three seasons under Willie Bloomquist to record at least 20 doubles and 10 homers in a season (Nate Baez and Joe Lampe in 2022, Luke Keaschall 2023) - a notable tally as just five Sun Devils accomplished the feat between 1998-2021. He is one of just 16 players in D1 with 20 doubles and 10 homers.

The Sun Devils have 92 homers this year, good for 25th nationally and needing just three to surpass the program's BBCOR record of 94 from the 2019 season.

ASU has a very real chance of becoming just the seventh Sun Devil team in the program's illustrious history to reach 100 home runs and the first to do it since having 101 in 1990. Outside that 2019 team, the 2024 Sun Devils are the first to reach the 90-homer mark since having 97 in 1993. Five different Sun Devils have double digit homers, the most for any ASU team since the 1993 season.

The Sun Devils are averaging 12.7 runs per game over the team's last 13 games, scoring 165 runs in the process. Arizona State has reached double digits in scoring in 10 of those games. The recent tear now has the Sun Devils ranked second in the league in scoring (7.9 runs per game) and total runs (421) - a total that is good for 34th in the country. ASU's offensive output in the last month now sees the team boast a .308 overall batting average, first in the Pac-12 and 28th in the country. ASU's .532 slugging percentage is second in the league and 22nd in the country.

The 2024 Sun Devils had excelled in a pair of categories this season - recording double digit hits and striking out double digit batters. The team has recorded 10 or more hits in 36 of 53 games this season - and 13 of last 14 - and is tops in the Pac-12 with 584 total hits on the year (4th nationally). The pitching staff has struck out double-digit batters in 26 of 53 games, posting 10.1 strikeouts per nine innings this season - a total good for 23rd in the country and tops in the Pac-12. It is also notable as the team struck out 10 or more batters in just 21 total games a season ago.

2024 SUN DEVIL BASEBALL SCHEDULE

Date	Opponent	Time/Score
Feb 16 (Fri)	Santa Clara^	W, 11-6
Feb 17 (Sat)	Santa Clara^	W, 14-13
Feb 18 (Sun)	Santa Clara^	L, 13-14
Feb 20 (Tue)	#24 Kansas State#	W, 9-6
Feb 22 (Thu)	Ohio State#	L, 4-11
Feb 23 (Fri)	Ohio State^	W, 14-4
Feb 24 (Sat)	Ohio State^	L, 4-13
Feb 25 (Sun)	Ohio State^	W, 10-8(8)
Mar 1 (Fri)	#7 Texas A&M (Globe Life Tourney)	L, 0-4
Mar 2 (Sat)	#5 TCU (Globe Life Tourney)	L, 9-11
Mar 3 (Sun)	#7 Texas A&M (Globe Life Tourney)	L, 5-10
Mar 5 (Tue)	@ Texas Arlington	W, 6-3
Mar 8 (Fri)	Oregon^	W, 5-4
Mar 9 (Sat)	Oregon^	L, 4-6
Mar 10 (Sun)	Oregon^	L, 5-8
Mar 12 (Tue)	New Mexico^	L, 4-6
Mar 15 (Fri)	@ Arizona^#	W, 3-2
Mar 16 (Sat)	@ Arizona^#	W, 4-0
Mar 17 (Sun)	@ Arizona^#	L, 3-14
Mar 19 (Tue)	Utah Valley^	W, 5-4
Mar 20 (Wed)	Utah Valley^	L, 5-7
Mar 22 (Fri)	@ Washington State^	L, 7-8
Mar 23 (Sat)	@ Washington State^	L, 2-3
Mar 24 (Sun)	@ Washington State^	L, 6-8
Mar 25 (Mon)	@ UNLV (Las Vegas Ballpark)	W, 10-9
Mar 28 (Thu)	California^	W, 14-8
Mar 29 (Fri)	California^	W, 10-9
Mar 30 (Sat)	California^	W, 9-6
Apr 2 (Tue)	Grand Canyon^	W, 9-8
Apr 5 (Fri)	@ #5 Oregon State^	L, 8-13
Apr 6 (Sat)	@ #5 Oregon State^	L, 1-9
Apr 7 (Sun)	@ #5 Oregon State^	L, 7-9
Apr 9 (Tue)	@ Grand Canyon	L, 3-5
Apr 12 (Fri)	USC^	L, 0-10
Apr 13 (Sat)	Utah^	W, 8-3
Apr 14 (Sun)	Utah^	L, 5-11
Apr 16 (Tue)	@ Cal State Fullerton	W, 3-1
Apr 17 (Wed)	@ Cal State Fullerton	L, 4-14 (7)
Apr 19 (Fri)	@ UCLA^	W, 5-3
Apr 20 (Sat)	@ UCLA^	W, 8-2
Apr 21 (Sun)	@ UCLA^	W, 13-1
Apr 26 (Fri)	USC^	W, 12-1
Apr 27 (Sat)	USC^	W, 17-2
Apr 28 (Sun)	USC^	L, 6-11
Apr 30 (Tue)	UC San Diego#	W, 15-5 (7)
May 1 (Wed)	UC San Diego#	W, 19-8 (7)
May 3 (Fri)	Washington^#	W, 11-7 (10)
May 4 (Sat)	Washington^#	L, 9-14
May 5 (Sun)	Washington^#	W, 23-18
May 7 (Tue)	#17 Arizona#	L, 3-5
May 10 (Fri)	@ Stanford^	W, 13-1
May 11 (Sat)	@ Stanford^	W, 10-1
May 12 (Sun)	@ Stanford^	W, 16-7
May 16 (Thu)	Texas Tech#	6:30 PM
May 17 (Fri)	Texas Tech#	6:30 PM
May 18 (Sat)	UNLV#	6:30 PM
May 21 (Tue)	Pac-12 Tournament	All Day
May 22 (Wed)	Pac-12 Tournament	All Day
May 23 (Thu)	Pac-12 Tournament	All Day
May 24 (Fri)	Pac-12 Tournament	All Day
May 25 (Sat)	Pac-12 Tournament	7:00 PM

All times Arizona time

* - Indicates a Pac-12 Conference game

- Indicates a Pac-12 Network Game

^ - Indicates a Pac-12 Live Stream Game

PROJECTED STARTERS

ASU	ERA	W-L	IP	SO	BB	Opp. Avg
LHP Ben Jacobs	4.45	6-2	56.2	85	30	.242
RHP Hunter Omlid	5.82	2-2	34.0	47	17	.244
TBD						
TTU/UNLV	ERA	W-L	IP	SO	BB	Opp. Avg
RHP Parker Hutrya	2.40	4-2	30.0	32	14	.254
TBD						
TBD						

Team	W	L	T	Pct	W	L	T	Pct	Last 10	Streak	Home	Away	Neutral
Arizona	19	8	0	.704	32	18	0	.640	6-4	W 2	18-5	13-11	1-2
Oregon State	17	9	0	.654	39	12	0	.765	7-3	W 5	24-2	7-9	8-1
Oregon	16	11	0	.593	34	16	0	.680	6-4	W 2	20-8	12-7	2-1
UTAH	16	11	0	.593	32	18	0	.640	5-5	W 1	15-8	14-10	3-0
Arizona State	17	13	0	.567	29	24	0	.547	7-3	W 3	18-12	11-9	0-3
USC	14	12	0	.538	25	27	0	.481	5-5	W 3	13-10	12-11	0-6
California	14	13	0	.519	31	18	0	.633	6-4	W 1	19-7	10-8	2-3
Stanford	11	16	0	.407	20	29	0	.408	2-8	L 7	13-16	7-13	0-0
Washington	10	17	0	.370	19	26	1	.424	4-6	L 3	12-10	6-15-1	1-1
Washington State	9	18	0	.333	21	29	0	.420	3-7	L 2	11-14	8-14	2-1
UCLA	6	21	0	.222	16	33	0	.327	3-7	L 4	12-11	4-20	0-2

Five-Time NCAA Champions (1965, 1967, 1969, 1977, 1981) | 22 College World Series Appearances | 21 Conference Championships

132 All-Americans | 14 National Players of the Year | 13 College Baseball Hall of Fame Members | 941 Letterwinners

473 Major League Baseball Draft Picks | 117 Major Leaguers | 52 Major League Baseball First-Round Draft Picks

2024 Sun Devil Baseball

QUICK FACTS/MEDIA INFORMATION

GENERAL INFORMATION

Location.....	Tempe, Ariz.
Founded.....	1885
Enrollment.....	145,000
Nickname.....	Sun Devils
School Colors.....	Maroon and Gold
Home Field.....	Phoenix Municipal Stadium
Capacity.....	5,300
Muni Dimensions.....	Lines: 333 (LF) 334 (RF) Alleys: 385 CF: 395
Surface.....	Grass
Affiliation.....	NCAA Div. I
Conference.....	Pac-12
President.....	Dr. Michael Crow
Interim Director of Athletics.....	James Rund
Athletic Dept. Phone.....	(480) 965-3482
Ticket Office Phone.....	(480) 727-0000
Athletics Department Address.....	Carson Student-Athlete Center
	500 East Veteran's Way
	P.O. Box 872505
	Tempe, AZ 85287-2505

PROGRAM HISTORY

First Year of Baseball.....	1907 (7-2)
Start of NCAA Baseball.....	1959 (28-18-1)
All-Time Record.....	3030-1569-8 (.660)*
Modern Era Record (Since Joining NCAA).....	2697-1225-4*
National Championships.....	5 (65, '67, '69, '77, '81)
Years in CWS/Last.....	22 (2010)*
All-Time CWS Record.....	61-38 (.616)*
NCAA Appearances/Last.....	41 (2021)*
NCAA Tournament Record.....	171-82 (.676)*
Best Record All-time.....	64-6 (.914) - 1972
Last All-Americans.....	2023 (1)
	Luke Keaschall (Collegiate Baseball, 2nd Team/Perfect Game, 3rd Team)

*- ASU vacated 44 wins, the Pac-10 title and the College World Series appearance from 2007. Records do not reflect the vacations.

COACHING STAFF

Head Coach.....	Willie Bloomquist (3rd Season)
Alma Mater.....	Arizona State (1999)
Career Record/Record at ASU (Years).....	87-79 (3rd Season)
Assistant Coach.....	Mike Goff (3rd Season)
Assistant Coach/Pitching/Recruiting.....	Sam Peraza (3rd Season)
Assistant Coach.....	Anthony Gilich (1st Season)
Director of Baseball Operations & Analytics.....	Dan Jaffe (2nd Season)
Director of Quality Control & Offensive Strategy.....	Brett Wallace (1st Season)
Director of Player Development.....	Sean McSheffery (1st Season)
Student Assistant Coach.....	Nolan Lebamoff (1st Season)
Strength & Conditioning.....	Ted Henson (2nd Season)
Athletic Trainer.....	Jesse Lowman (10th Season)
Dir. of Community Relations.....	Armando Flores (17th Season)

SPORTS INFORMATION

Baseball Contact.....	Jeremy Hawkes (8th Season) (BSB)/13th Season)
Office.....	480-965-9544
Cell.....	520-403-0121
E-Mail.....	jdhawkes@asu.edu
Director of Sports Information.....	Doug Tammaro
Email.....	tammaro@asu.edu

2023 RECAP

Overall Record.....	32-23
Conference record.....	16-13
Home record.....	22-9
Away record.....	9-13
Neutral site record.....	1-1
Postseason.....	Pac-12 Tournament (T-5th)
Final national finish.....	--
Conference finish.....	5th
Players Drafted.....	8

MEDIA INFORMATION

Credentials

All credential requests should be sent via email to Jeremy Hawkes (jdhawkes@asu.edu).

Interview Policy

Sun Devil Baseball's weekly media availability will vary week-to-week based on the season's schedule but primarily be based around the 30+ home games. Media Relations Director Jeremy Hawkes will reach out each week to confirm availability dates. Media planning to attend must contact Jeremy Hawkes (520-403-0121/jdhawkes@asu.edu) ahead of time and inform him of their plans or to be added to the distribution list.

Throughout the season's schedule, ASU will host postgame interviews in the Omaha Room after each game. Media members should request players at the beginning of the ninth inning. Please contact Jeremy Hawkes or a member of the media relations staff in the press box to coordinate those interviews. Media members who wish to schedule an interview outside of practice must contact Jeremy Hawkes.

Media members may request one-on-ones for feature/human interest stories postgame after any game.

Photography/Videography

Accommodations for B-Roll purposes at practice can be made through Jeremy Hawkes (jdhawkes@asu.edu). During games, credentials must be worn in plain view throughout the game and all photographers must adhere to painted lines and instructions given by security personnel and/or Arizona State staff members at all times. At no point during game action should a member of the media be on the field of play. Contact Jeremy Hawkes for any details regarding shooting game action.

Media Highlights Policy

Highlights: Includes Pac-12 Networks/ESPN/FOX network broadcasts (including affiliates such as ABC, ESPN, ESPN+, ESPN2, ESPNU, FOX, FS1 and CBS sublicensed telecasts), all home-hosted, non-televised competitions (including those that are live streamed) and any other sport events in which the Pac-12 controls the exhibition rights. Note: In all scenarios, the same highlight posted on multiple platforms counts once toward the per-event limit. Also, "ESPN" & "FOX" does not include conference networks (i.e., ACC Network, Big Ten Network, SEC Network or any conference "+")

No third-party organization may post competition footage of any Pac-12 game, non-conference home game or other contest for which the Pac-12 controls the media rights on its website without a license to the content from the Pac-12 Networks or its licensing partner (Veritone Licensing), with the exception of news window privileges described below. Alternatively, third parties are permitted to post video on their websites through the use of the Pac-12 Digital embeddable video player (embed code available at pac-12.com/videos), or @Pac12 or @Pac12Network Twitter, Pac-12 Facebook channel, Pac-12 Instagram (@Pac12Conference), Pac-12 TikTok or Pac-12 YouTube.

Please direct all licensing inquiries to licensing@pac-12.org for additional information.

2024 Media Coverage

The vast majority the Sun Devils games this season will be available to fans via the Pac-12 Network or the Pac-12 Live Stream online.

The Sun Devil Sports Radio Network is scheduled to broadcast over 40 Sun Devil Baseball games this season between KDUS AM 1060 and other affiliated radio stations. Fans can listen to the broadcasts on the radio or via the TuneIn app on thesundevils.com. Links to the streaming audio can be found on the online baseball schedule.

Tim Healey is set to serve his 27th season as the "Voice of the Sun Devils" on baseball broadcasts and will be joined for the seventh-straight season by color analyst Max Rossiter, who was an all-conference catcher for the Devils from 2012-13.

2024 Sun Devil Baseball

GAME NOTES/ROSTERS

PHOENIX -- Sun Devil Baseball will conclude the 2024 regular season at home at Phoenix Municipal Stadium this weekend, hosting its final three non-conference games of the season beginning Thursday, May 16 with a pair against Texas Tech in a Big 12 preview before concluding the season against UNLV. All three games from Thursday-Saturday will begin at 6:30 p.m. AZT.

FOLLOW THE ACTION

- All three tilts this weekend will be available through the Pac-12 Arizona with A.J. Kanel on the call.
- All games this weekend are slated to be on the local airwaves on KDUS 1060 AM with Tim and Max Possiter providing the highlights. All the radio calls from games can also be streamed online at: kdus1060.com/sundevis
- Fans are always encouraged to follow the Sun Devil Baseball team on social media for any program or schedule updates throughout the week on the Sun Devil Baseball Twitter account: @ASU_Baseball

LAST TIME OUT: STANFORD

- Sun Devil Baseball swept Stanford in three games at the Sunken Diamond this past week to conclude the Pac-12 era of regular season baseball, giving the program its first time sweeping two road teams in a true three-game series since 1994 (at UCLA, at Cal) after sweeping UCLA at Jackie Robinson Stadium earlier this year.
- The series marked the first time in program history ASU has scored double-digit runs in each game of a three-run series at The Farm and the first time doing so against the Cardinal, regardless of location, since 1989 at Packard Stadium.
- ASU surpassed its conference win total from a season ago with 17 wins and is now victorious in four-straight weekend series, winning six Pac-12 series this season.
- ASU has scored 178 runs in its last 15 games, going 12-3 in that span while averaging 11.9 runs per game.
- ASU's 16 runs in the Stanford finale were the most it has ever scored at the Sunken Diamond and tied for the most against Stanford since scoring 19 in a home game in 1982 (also score 16 in 1990 and 1997).
- The five homers by ASU in the series finale were the most allowed by Stanford in a game this season and continued a trend for the Sun Devils, who have now had at least one game recording the most home runs against an opponent in a season in five-straight series (UCLA, USC, UCSD, UW, Stanford). It was the most home runs allowed by a Stanford team since giving up five to Cal in 2019. Stanford has not given up five homers at the Sunken Diamond since Chase Utley, Jim Hemming, Charles Merricks and Randall Shelley (2) on May 19, 2000.
- The finale marked the first time Stanford had allowed double-digit runs in three-straight Pac-12 games since 1999 (one against USC, two against Cal). It was the first time it had allowed 10+ runs in each game of ANY three-game series against an opponent since Arizona did so in 1993.
- Stanford reliever Toran O'Harran had allowed just three homers in 33.0 innings entering the finale before giving up three in just 3.0 innings of action.
- In Game Two, Stanford starter Christian Lim had given up just four homers all season over 67.1 innings before McLain tagged him for two in the first three innings.
- ASU has held Stanford to two runs in two games (one each in the first two games), the lowest consecutive game total against the Cardinals since giving up just one over two games at Packard Stadium in 1983. In fact, that was the ONLY other time ASU had allowed two or fewer runs in consecutive games against Stanford in the series history between the two since 1959. It should also be noted that both runs were incredibly tough ones, coming on an unearned run on Friday and a catcher's balk on Saturday.
- ASU's 12-run margin of victory in the Friday opener was tied with a 15-3 victory in 1982 for its largest at Klein Field at the Sunken Diamond since the team joined the Pac-10/12 Conference in 1978. It was ASU's largest win against the Cardinal, regardless of location, since a 16-1 victory at Packard Stadium in 1990.
- The one run allowed by ASU in those two games were the fewest it had given up to Stanford since a 7-1 victory on May 1, 2011 - an ASU home game. It was the fewest ASU had allowed at the Sunken Diamond since giving up one in a 3-1 victory on March 27, 1993.
- Nick McLain was named the Pac-12 Player of the Week for the second-straight week, as he finished the four games last week batting .611 on 11-of-18 hitting, with three homers and two doubles to post a 1222 slugging percentage while reaching at a .667 clip with three walks and striking out just once. He had a team-best eight RBIs and six runs scored.

ON DECK: TEXAS TECH/UNLV

- ASU leads the all-time series against Texas Tech, 15-6, and last played in a home-and-home series during the 2013 season with each team defending home turf that year. Texas Tech eliminated the Sun Devils from the 2001 NCAA Regional at Cal State Fullerton.
- The Red Raiders enter the weekend looking to snap a five-game losing streak that began with three losses to OU and continued with a pair of setbacks last weekend against Oklahoma State. The Red Raiders five-game losing streak is the longest this season. Following the weekend series in Tempe, the Red Raiders will next turn their attention to the Big 12 Conference Championships hosted by Globe Life Field. The Red Raiders will open the event on Tuesday night with a 7:30 p.m. contest against whomever earns the three-seed. The Red Raiders will look to win the Big 12 Tournament for the first time since 1998.
- Despite losing both games at Oklahoma State last weekend, the Red Raiders did have a few positives as righty Kyle Robinson went 6.0+ innings and struck out a career-best 11. After allowing two early runs on Saturday night, Robinson settled into a groove, not allowing a run over the next five innings before losing a 15-pitch battle to open the seventh inning. Robinson's 11 strikeouts were a new career high and the most by a Red Raider this season. With the 11 strikeout performance Robinson now has struck out 72 batters in 69.2 innings pitched.
- Damian Bravo has been great in his second season in Lubbock, as the Sophomore has hit a team-best .391 in his 44 games played. Bravo leads the Big 12 in average and doubles. Bravo is third in the league in hits (64) and runs scored (49).
- With their four home runs hit last weekend at Oklahoma State, the Red Raiders reached 85 home runs for the third time in four seasons. Last season the Red Raiders lifted 93 total long balls while they hit 90 home runs in 2021. Tech's 93 home runs were the most they had hit since 1998 when they hit 95 home runs.
- ASU will take on UNLV for the second time this season, after enjoying a massive come-from-behind victory at Las Vegas Ballpark earlier this year where the team trailed 7-1 after one inning before winning 10-9.

GOING CAMP-ING

- Ryan Campos was named a finalist for the Dick Howser Trophy on Thursday afternoon and has twice been named the Pac-12 Player of the Week. He is also on the Watch List for the 2024 Buster Posey Award for the National Collegiate Catcher of the Year.
- Campos entered the season as D1 Baseball's 10th-ranked catcher in the country and No. 95 collegiate prospect for the 2024 MLB Draft. He was named to the Preseason All-Pac-12 team, as voted on by the league's coaches.
- Campos has the 34th-best active career batting average (.356) - third among the nation's catchers and seventh among players with at least 500 career at-bats (545).
- Campos has reached base in a ridiculous 132-of-142 (93.0%) career games with the Sun Devils overall. He had a 40-game reached base streak dating back to 2023 snapped at Oregon State but has, regardless, reached base in 52 of 53 games for ASU this season.
- Campos currently paces the Pac-12 with 21 doubles this season - a tally good for 12th in the country. His 10 homers are 15th in the league as well.
- Campos is the fourth player under Willie Bloomquist to have at least 20 doubles and 10 homers in a single season, joining Joe Lampe/Nate Baez (2022) and Luke Keaschall (2023). That tally is notable as ASU had just five players total accomplish the feat between 1998-2021. He is one of just 16 players in D1 Baseball this season to reach the 20/10 mark.
- His 51 RBIs this season are tops on the team and fifth in the Pac-12. His 18 two-out RBI are the second-most on the squad.
- After an uncharacteristically low Sub-.300 average for the majority of the season, Campos rode a hot April where he bat .409 over 17 games and carried that through early May to bring his season total to .332 - good for 11th in the Pac-12. Campos has bat .375 in Pac-12 games, a tally that is good for fifth in the league.
- His 22 multi-hit games are four more than any Sun Devil this year.
- Campos' .436 average OBP is third on the roster and eighth in the Pac-12 while his .570 slugging percentage is 14th in the league. He is slugging .633 in Pac-12-only games, the seventh-best tally in the conference.
- The junior has solidified his spot as a leadoff batter in the second half of the season and has posted a gaudy .528 on-base percentage when leading off an inning this season, reaching on 38-of-72 chances.
- Campos has 36 walks on the season, good for sixth in the league.
- In fact, despite having more strikeouts than he did all last season (25), Campos still has more walks and his 0.69 strikeout-to-walk ratio is third in the Pac-12. He has struck out just 10 times in the last 34 games after having 15 in the first 19.
- He easily leads the team in productive outs, advancing runners with an out 31 times - 16 more than any of his teammates.
- His 63 runs scored also pace the team and are good for second in the Pac-12 and 27th in the country.
- Campos has been exceptional behind the plate as well, throwing out 17 of the last 46 baserunners attempting to steal on him (35.6 percent) after posting just a 2-for-21 tally to start the year. His 19 runners caught stealing are second in the Pac-12 and his 39 defensive assists this season are tied for second among Pac-12 catchers. In Pac-12 games, however, his 15 runners caught stealing are four more than any other catcher and his 30 defensive assists are seven more than any other backstop.
- The junior had his first multi-homer game against Santa Clara in the finale, also posting a career-best five RBIs. He added another multi-homer game against Oregon.
- Campos reached base in all but two games last season. The only two games he did not reach base were once during opening weekend and then the first game after he returned from an 11-game injury absence.
- Had a team-best 31-game reached base streak at one point in last season and showed off plenty of extra pop in the bat, recording eight homers, seven doubles and a triple.
- Campos was named to the Golden Spikes Award Midseason Watch List and also tabbed as the Pac-12 Player of the Week after the Washington State series during his sophomore campaign.
- In 44 games, Campos smacked .388 with 16 extra-base hits including eight home runs...He walked 35 times and struck out on a mere 17 occurrences.
- Campos' 35 earned free passes were 15th in the league, yet because of his midseason injury, he had the fewest games played of anyone in the top 50 in the category.
- His .388 average was third in the Conference of Champions and his .503 OBP was tops in the league.
- ASU's most reliable presence over the last two seasons, Campos earned his first recognition to the All-Pac-12 First Team last season as a sophomore after picking up an honorable mention honor as a freshman, also earning Freshman All-America honors that season as well.
- For his elite efforts behind the plate, Campos was named as a Buster Posey National Collegiate Catcher of the Year Semifinalist.

JACOB'S LADDER

- Jacob Tobias earned Preseason Pac-12 All-Pac-12 recognition after he took his game to the next level last season, finishing with a .317 average and starting 54 games - the majority coming at first base.
- Tobias is batting .311 this season with 42 RBIs, 13 doubles and a team-leading 15 homers, the latter of which is good for fifth in the Pac-12. His .589 slugging percentage is 12th in the league. He is slugging .626 in Pac-12 games, the eighth-best tally in the conference.
- His 13 doubles give him 32 for his ASU career while the 15 homers have bumped his career tally to 32. The 32 homers are the eighth-most for a player in the career at ASU since the 1998 season.
- Tobias' 130 career RBIs are the 19th-most for an ASU player since the 1998 season and his .539 career slugging percentage is also 19th at ASU in that time.
- Tobias has a 19-game active reached base streak going into the weekend, second behind Campos's 22 and third longest over for the season (Campos had a 30-

NUMERICAL QUICK ROSTER

No.	Name	Pos	Yr.	B/T
2	Mendoza, Ethan	INF	FR	R/R
3	McLain, Nick	OF	R-SO	S/L
4	Ryan, Jax	INF	FR	R/R
5	Newman, Trey	C	SR	R/R
6	Contrades, Nu'u	INF	SO	R/R
7	Lance, Eamonn	INF	GR	R/R
8	Ondina, Steven	INF	SR	R/R
9	Karstetter, Kevin	INF	SR	R/R
10	Fryman, Bennett	LHP	FR	L/L
11	Vu, Kien	OF	SO	L/L
12	Williams, Harris	OF	GR	L/R
13	Meyer, Tyler	RHP	R-SO	R/R
14	Carlton, Cole	LHP	FR	L/L
15	Burns, Thomas	RHP	FR	R/R
17	Campos, Ryan	C	JR	L/R
18	Tobias, Jacob	INF	JR	L/R
21	Cromwick, Josiah	C	SR	R/R
22	Jacobs, Ben	LHP	SO	L/L
24	Jackson, Isaiah	OF	SO	L/R
25	Barnes, Bradyn	LHP	FR	L/L
27	Compton, Brandon	OF	R-FR	L/L
29	Belardes, Alec	RHP	FR	R/R
31	Omlid, Hunter	RHP	GR	R/R
32	Demera, Mario	INF	SR	R/R
35	Butler, Josh	RHP	FR	R/R
36	Halvorson, Wyatt	RHP	FR	R/R
38	Fitzpatrick, Sean	LHP	SO	L/L
40	Giblin, Jonah	RHP	R-JR	R/R
41	Cornelius, Matt	LHP	JR	R/L
43	Kroepel, Ryan	INF	FR	L/R
44	Tieding, Matthew	RHP	SR	R/R
45	Eddy, Brok	RHP	FR	R/R
47	Lettow, Rohan	RHP	FR	R/R
49	Alba, Jaden	RHP	FR	R/R
50	Briggs, Brody	C	FR	L/R
51	Behrens, Adam	RHP	FR	L/R
52	Markl, Connor	LHP	SR	L/L
54	Schiefer, Ryan	RHP	JR	R/R

ALPHABETICAL QUICK ROSTER

No.	Name	Pos.	Yr.	B/T
49	Alba, Jaden	RHP	FR	R/R
25	Barnes, Bradyn	LHP	FR	L/L
51	Behrens, Adam	RHP	FR	L/R
29	Belardes, Alec	RHP	FR	R/R
50	Briggs, Brody	C	FR	L/R
15	Burns, Thomas	RHP	FR	R/R
35	Butler, Josh	RHP	FR	R/R
17	Campos, Ryan	C	JR	L/R
14	Carlton, Cole	LHP	FR	L/L
27	Compton, Brandon	OF	R-FR	L/L
6	Contrades, Nu'u	INF	SO	R/R
41	Cornelius, Matt	LHP	JR	R/L
21	Cromwick, Josiah	C	SR	R/R
32	Demera, Mario	INF	SR	R/R
45	Eddy, Brok	RHP	FR	R/R
38	Fitzpatrick, Sean	LHP	SO	L/L
10	Fryman, Bennett	LHP	FR	L/L
40	Giblin, Jonah	RHP	R-JR	R/R
36	Halvorson, Wyatt	RHP	FR	R/R
24	Jackson, Isaiah	OF	SO	L/R
22	Jacobs, Ben	LHP	SO	L/L
9	Karstetter, Kevin	INF	SR	R/R
43	Kroepel, Ryan	INF	FR	L/R
7	Lance, Eamonn	INF	GR	R/R
47	Lettow, Rohan	RHP	FR	R/R
52	Markl, Connor	LHP	SR	L/L
3	McLain, Nick	OF	R-SO	S/L
2	Mendoza, Ethan	INF	FR	R/R
13	Meyer, Tyler	RHP	R-SO	R/R
5	Newman, Trey	C	SR	R/R
31	Omlid, Hunter	RHP	GR	R/R
8	Ondina, Steven	INF	SR	R/R
4	Ryan, Jax	INF	FR	R/R
54	Schiefer, Ryan	RHP	JR	R/R
44	Tieding, Matthew	RHP	SR	R/R
18	Tobias, Jacob	INF	JR	L/R
11	Vu, Kien	OF	SO	L/L
12	Williams, Harris	OF	GR	L/R

Five-Time NCAA Champions (1965, 1967, 1969, 1977, 1981) | 22 College World Series Appearances | 21 Conference Championships

132 All-Americans | 14 National Players of the Year | 13 College Baseball Hall of Fame Members | 941 Letterwinners

473 Major League Baseball Draft Picks | 117 Major Leaguers | 52 Major League Baseball First-Round Draft Picks

2024 Sun Devil Baseball

GAME NOTES

- game streak to start the year (as well).
- The junior posted his first career five-hit game in the finale against Arizona and added a four-hit game against Utah. His six-RBI game in the Stanford finale was a career-best.
- Tobias was named by D1Baseball as the No. 44 first baseman in the country entering this season.
- Last season, he slugged .546 with 10 homers, nine doubles and leading the team with four triples en route to a 59 RBI season - good for ninth in the Pac-12 though the eight players in front of him benefited from postseason action.
- Tobias was deadty the second time through the order with 22 of those RBIs coming in the fourth or fifth innings when he saw a starter for the second or third time - batting 23-of-50 (.460) with 22 RBIs, three homers and over a .500 OBP in those two innings.
- As a sophomore, he recorded an RBI in 12 of the last 18 games of the season and 33 games overall. He has an RBI in three of four games thus far this season.
- Tobias was 7-of-9 on the season when the bases were loaded and brought a runner home from third with less than two outs 75 percent of the time (15-of-20).
- Tobias earned Pac-12 Honorable Mention accolades last season as he took his game to the next level, finishing with a .317 average and starting 54 games - the majority coming at first base.
- Tobias was named a Freshman All-American in 2022. His 12 bases (two homers, two doubles) against Utah in the series finale are tied for the most by a Pac-12 player in a game. His seven homers this year were tied for eighth in ASU freshman history.

ENJOYING THE VU

- No player swung a better bat over last month and a half for the Sun Devils - or the Pac-12 - than Kien Vu.
- In the month of April, Vu posted a .439 average to lead the Sun Devils, boasting a gaudy .848 slugging percentage that was 100 points higher than any of his teammates. He had seven homers, four doubles and a triple while driving in 26 runs - 12 more than any other Sun Devil for the month. His efforts garnered him finalist consideration for the NCBWA Hitter of the Month.
- Overall on the season, Vu has a .419 average over 42 games and 30 starts. His 47 RBIs are third on the squad despite having over 30 fewer at-bats than the team's eight AB leaders.
- His .806 slugging percentage (12 homers, 10 doubles, two triples) is easily tops on the team while he also leads the squad with 10 stolen bases on a perfect 11 chances. He is reaching base at a .503 clip on the year.
- Vu now has enough ABs to qualify for NCAA and Pac-12 statistic minimums and enters the weekend with the sixth-best batting average in the country and second in the Pac-12.
- His .806 slugging percentage is 16th nationally and second in the Pac-12 and his .503 OBP is second in the league and 33rd in the country.
- He leads the Pac-12 in league-only games with 418 average and .916 slugging percentage and his 31 RBIs in Pac-12 games are fourth in the league

ACTION JACKSON

- After a solid freshman showing, Isaiah Jackson has shown continued exceptional defensive skills while adding 28 RBIs and eight homers. Jackson is batting .266 on the year but has reached base at a .352 clip thanks to 17 walks and five HBPs.
- Jackson's 28 RBIs match his total from a season ago.
- The sophomore has been exceptional in the last 13 games, batting .375 on 15-of-40 hitting.
- Jackson has been second on the team in productive outs, advancing runners with an out 15 times.
- The sophomore recorded SportsCenter's No. 1 play a couple weeks ago against UCLA with his incredible leaping grab over the wall in right center field to rob a three-run homer from the Bruins, becoming a viral sensation overnight with several million views of the catch over multiple platforms.
- Jackson's eight putouts in center field in the USC finale are tied with Hunter Bishop (2019) for the second-most for an ASU outfielder since 1998 behind Joe Lampe's nine in 2021. Coincidentally, all three of those games have taken place against USC.
- Jackson homered in the first two games of the season, as did teammate Jacob Tobias, joining a small list of Sun Devils to do so since 1998, including Spencer Torkelson (2020), Riccio Torrez (2011) and Jason Kipnis (2008).
- His three-hit game in the opener gave him more hits in five at-bats than he had through his first seven games last season.

BIG MAC

- Nick McLain missed the start of the 2024 campaign for the second-straight season due to having his other hamate bone removed, but has been very productive since his return and is responsible for the go-ahead RBI or run in a team-best seven ASU games this season.
- McLain enters the weekend as the back-to-back reigning Pac-12 Player of the Week, doing so this week after a Stanford series and Arizona midweek where he finished the four games batting .611 on 11-of-18 hitting, with three homers and two doubles to post a 1.222 slugging percentage while reaching at a .667 clip with three walks and striking out just once. He had a team-best eight RBIs and six runs scored.
- McLain leads the Pac-12 in league-only games with 38 RBIs this season out of his 51 total - which is tied for the team lead. The 38 RBIs are five more than any other Pac-12 player in league games. His .692 slugging percentage in Pac-12 games in 3rd in the league and his 22 extra-base hits in Pac-12 games are first. He has homered in seven of the last nine games.
- The sophomore enters the weekend riding a 15-game hitting streak, the longest active streak on the Sun Devils and the tied for the longest streak of the season overall (Kien Vu's 15). He has reached base in 17 straight games.
- He leads the team with 15 multi-RBI games and has recorded one in nine of his last 11 games
- Nick McLain homered for the fifth-straight game in the UW finale to cap off a gaudy week at the plate with his first career five-hit game. In ASU's five games that week, McLain bat .591 (13-of-22) with 13 RBIs and scored 14 runs. He hit a walk-off grand slam in extra innings (10) to defeat Washington on Friday. He slugged 1.364 on the week with five homers and two doubles, striking out just once and reaching base at a .654 clip for a gaudy 2.018 OPS. His efforts were rewarded as the unanimous National and Conference Player of the Week by all major outlets, including NCBWA, NCAA Baseball, D1Baseball and the Pac-12 Conference.
- McLain has drawn 29 walks this year and been hit six times, a large part of his .448 OBP over his .337 average on the year. His 14.3 walk percentage this season is 10th in the Pac-12 and is 0.86 strikeout-to-walk ratio is fifth in the league.
- He has brought the runner home from third with less than two outs 14 times this season - leading the team despite missing eight games.
- McLain's 15 doubles this season are 11th in the league despite his games missed and his 12 homers are tenth. His 1.094 OPS is second in the conference and his .337 average is eighth.
- Defensively, McLain is 35th in the country in defensive runs saved on fly balls at 3.50. He has no errors on 81 chances this season with a team-leading four outfield assists.
- McLain is one of just 14 eligible players in the Pac-12 to not record an error this season and his 86 errorless chances are fourth among those.
- After struggling following his return from hamate surgery to start the year, McLain had a monster eight-game stretch between the Washington State and Cal weekends, batting a team-best .438 (14-of-32) with eight extra base hits for a .906 slugging percentage, leading the team with 16 RBIs - five more than any other player. He has three homers, four doubles and a triple in the stretch.
- McLain bat .313 in Texas in his return from the surgery (5-of-16) and a .421 OBP with five RBIs in four games - including essentially carrying the team on his back with his four RBI effort against UT Arlington that included a two-RBI single to tie the game at 2-2 in the fifth and then a go-ahead two-RBI double in the seventh to put ASU on top for good in the victory.
- McLain also missed the first half of the season last year after a sustaining a hamate injury the week prior to the season and wasted no time catching up on the lost time.
- McLain earned Pac-12 All-Conference Honorable Mention despite appearing in just 23 games, posting a .298 average and reached base at a .391 clip while slugging .649 behind eight homers, two triples and five doubles, recording over an RBI per game with 24 on the season, recording eight multi-RBI games.
- He enters this season as D1Baseball No. 53 collegiate prospect for the 2024 MLB Draft.
- He 3-for-6 with four RBIs - including a two-run insurance missile in the ninth - in his collegiate debut, a road win over Grand Canyon
- McLain tarted his collegiate career with an 11-game hit streak - the longest streak to start a career for an ASU freshman since at least the 1998, as far back as easily found records can be accessed - and had hits in 14 of his first 15 games as a Sun Devil
- He also recorded five outfield assists on the year in his limited action.
- McLain showed the clutch gene through out the season, batting .400 in the 8th inning or later of games, posting four homers and eight RBIs in the process.

LEAVING HIS MARK-L

- Connor Markl has been Mr. Consistent on the mound for the Sun Devils this season, posting a team-best four quality starts - which included posting consecutive quality starts for the first time since Tyler Meyer in March of 2022 - and eating up innings on Saturday's after ASU had to rebuild its weekend rotation after losing two of its Opening Weekend starting pitchers.
- Markl went at least 5.0 innings in seven straight starts over the course of March and April. It was the first time in his career going 5.0+ innings in seven-straight games and tied for the most at ASU since current Kansas City Royals pitcher Alec Marsh started the 2019 season with 10 such games. He now has eight such games going 5.0 or more innings in a contest.
- Markl was named the Pac-12 Pitcher of the Week following the Arizona series, ASU's first pitcher of the week since March of

- 2022 as well, for his efforts in one-hitting the Wildcats.
- In his two quality starts against Arizona and Washington State, Markl had a 142 ERA over 12.2 innings with 14 strikeouts to four walks, holding opponents to a .186 average against.
- He matched his career high in innings pitched with his 6.0 against Arizona and then topped it with his 6.2-inning effort against Washington State. It marked the first time in his career that he had posted back-to-back 6.0 inning efforts.
- The senior has been exceptional in league games and his 3.54 ERA is fifth among Pac-12 starters. His 4.28 overall ERA is eighth in the league.
- Opponents are slugging just .362 off of Markl, the fourth-lowest tally in the league.

NOT THEIR FIRST RODEO

- While the names and faces of Harris Williams, Kevin Karstetter, Mario Demera, Eamonn Lance and Steven Ondina are new to Sun Devil fans, the trio bring no shortage of career experience and that has been in full display this season
- The five players had combined to play in 681 career games before even setting foot on ASU's campus.
- Williams, a USF transfer who ranks in the Top-50 among all active Division I players in career games played (211), is batting .293 on the season.
- Williams was responsible for the team's walk-off two-RBI double is ASU's home win GCU, ready when his number was called after not starting and not entering the game until the seventh inning as a pinch hitter and defensive replacement.
- Williams has 13 multi-hit games this year. He is one of seven Sun Devils with double-digit doubles with 11.
- The super-duper senior has advanced baserunners at a .537 clip, doing so on 44-of-82 chances. He has gotten the job done as the leadoff batter as well, reaching on 25-of-66 chances while leading off an inning (.379).
- Williams has brought the runner home from third with less than two outs 11 times, third, and has been solid with runners in scoring position, batting .341 (15-of-44).
- Steven Ondina has sneakily put up a .301 average this season and has been among ASU's hottest players in the last 15 games where he has bat .362 with 17 RBIs, five homers and two triples.
- Ondina has eight stolen bases while making several highlight reel plays at shortstop en route to a team-best 103 defensive assists this year, good for 15th among all Pac-12 defenders.
- Ondina has six homers this season, including his first multi-homer game of his career at Stanford this last weekend. That tally is notable as he had just two TOTAL in three seasons prior to arriving at ASU over 110 games and 365 ABs
- Mario Demera has seen an uptick in playing time and has been pivotal in filling the void at third-base with Nu'u Contrades' season-ending injury. He was responsible for the go-ahead grand slam in the fifth inning of ASU's series-clinching win over Cal. It was his first home run as a Sun Devil and also the first home run given up by Cal reliever Tyler Stasiowski this season. It was the first he had allowed since March 7, 2023 against Villanova, ending a streak of 29 straight appearances and 43.0 innings without allowing a long ball.
- It was Demera's first homer since April 22 of last year against San Diego and just his sixth career homer over three-plus seasons and over 130 games played with over 450 at-bats.
- In the 25 games prior to the Stanford series, Demera had quietly put up .23 RBIs, good for third on the squad in that stretch. He has just three errors at the hot corner in that stretch as well.
- Demera has also shown his veteran presence by being second on the team in successfully advancing runners at a .574 clip, doing so on 35-of-61 opportunities.
- Eamonn Lance has continued to be absolutely exceptional off the bench, recording a ninth-inning pinch-hit home run against Arizona last Tuesday - his third ninth-inning pinch hit homer of the year. He now has three homers as a pinch hitter and a team-best six RBIs as a non-starter while batting .357. Lance has 13 hits this season, six of which have left the ballpark while also adding two doubles. He was the only player to record an RBI in all three games against Oregon State, doing so twice as a pinch hitter - including breaking up a shutout in the ninth inning in Saturday's game with a solo home run. He added another pinch hit homer, a two-run shot, in the finale against UCLA as well.
- Karstetter has been solid with a .325 average with runners in scoring position (8-of-25). He notched his first homer of the season against Stanford last weekend, recording the go-ahead solo shot in the sixth inning to break a 6-6 tie.

STRAIGHT OUTTA COMPTON

- Piedshirt freshman Brandon Compton was recruited to ASU as a pitcher out of high school, but Tommy John surgery sidelined him his true freshman year, instead allowing him to focus on his bat - and focus he did.
- Compton leads Pac-12 freshmen in homers (12), doubles (16), average (.351), slugging (.661), and OBP (.420) and RBIs (44). He is sixth overall in doubles, 10th in homers, sixth in average, third in slugging, 12th in OBP and 15th in RBI.
- He is 31st among all players nationally in batting average on balls in play (.448)
- His .351 batting average is 13th among all D1 freshmen and sixth among Power Five Freshmen and his 12 homers are Top-15 among all freshmen nationally
- The youngest is second on the team with his .351 average this season. His .385 mark (20-of-52) with runners in scoring position is second on the team.
- 23 of his 44 RBIs have come with two outs, leading the team in the category and having five more than any other player.
- Compton has recorded three grand slams this season, tied for the second most in program history and just one shy of the ASU single season record.
- His 1.081 OPS is second on the squad and is third in the Pac-12 while his .310 ISO Slugging (Slugging Minus Average) is sixth the Pac-12.
- Compton has easily been ASU's best hitter with two outs this season, recording a .439 average on 25-of-57 chances, leading the team in average and hits in the scenario.
- He was responsible for the go-ahead grand slam in the series finale against Ohio State that proved to be the difference in the 10-8 ballgame. He also had a huge game-tying RBI single in the eighth inning of ASU's eventual walk-off win over Oregon. He had the go-ahead two-run homer against Utah Valley as well.
- Compton had a productive Summer Ball campaign in the Northwoods League for the Duluth Huskies this past summer, making the league All-Star game and was the league leader in RBIs with 71 while slashing .320/.423/.563, recording 17 doubles and 13 homers across 60 games and 231 ABs

NO DOZE-ING OFF

- Ethan Mendoza has put together quite the start in his collegiate career, posting a .320 average - fifth on the team - and showing off a penchant for clutch batting, earning the team's walk-off fielder's choice against Oregon and following that with a go-ahead two-RBI single in the ninth inning of the teams Friday-night victory over Arizona. He recorded the team's go-ahead eighth inning three-run homer in the finale of the 218-HU series and keyed the team's 10th inning rally in the Friday victory with his one-out triple that started the six-run onslaught.
- Mendoza is fourth on the team with 14 runners advanced with an out this season.
- In ASU's last 15 games, Mendoza is third on the team with a .431 average, recording three homers, two triples and five doubles for a .741 slugging percentage. He is one of seven Sun Devils this season with double-digit doubles (11).
- The freshman recorded a 4-for-4 effort in the second game against Washington State despite only seeing five pitches in the contest. He has seven games with three or more hits this season, tied for the most on the team.
- Ethan Mendoza entered the UCSD/UW week with no homers before registering three over ASU's five games that week - the first three of the freshman's career. None were bigger than his go-ahead three-run shot in the eighth of the rubber match against UW on Sunday. That capped off a five-game stretch for the freshman where he bat .556 on 10-of-18 hitting with three homers, a triple, two doubles and an insane 1.278 OBP while scoring ten runs.
- His 13-game hitting streak entering this weekend is the second-longest active streak on the team.
- Mendoza was the only Sun Devil to record hits in all four games in Texas.
- Mendoza was the only Sun Devil to record a hit against No. 7 Texas A&M in the first game of the Globe Life Series, in fact recording the only two hits in the shutout loss.

ALL ABOUT THE BENJAMINS

- Ben Jacobs has put together an impressive season for ASU and done so in a number of roles, making eight starts while coming out of the pen 10 times.
- Jacobs has a team-best 85 strikeouts this season over just 56.2 innings.
- The 85 strikeouts are third-best in the league but his 13.50 K/9 is easily tops in league among players with at least 35 innings pitched this year with only Stanford's Matt Scott (12.06) coming close. He is 18th in the country in the category and 49th in total strikeouts.
- The 13.50 K/9 is currently the second-best single-season mark for an ASU pitcher since 1998, trailing only Ryan Burr's 14.37 tally in 2015.
- Jacobs struck out a career-best 11 hitters in his Friday night win over USC, earning a quality start with a career-best 6.1 innings of work while allowing just a single run. He added a second quality start in 6.0 scoreless innings against Stanford with nine strikeouts.
- Jacobs' only struggle has been keeping the ball in the park with 13 of his 51 total hits allowed this year being homers and accounting for 18 runs of his 28 total earned runs allowed.
- Jacobs has been especially deadly against lefties, holding left-handed batters to just a .218 average on 17-of-78 batting this year.

GRABBING THE BULL-PEN BY THE HORNS

- The Sun Devil bullpen has made a habit of escaping jams under pitching coach Sam Peraza, stranding 1,372 baserunners over 166 games, an average of 8.3 stranded opponent runners per game. ASU has stranded 439 in 53 games this season.
- Ryan Schiefer has a 3.86 ERA over 39.2 innings and 21 appearances - all out of the pen - holding opponents to a .220 average overall. Schiefer has given up just 31 total hits on the season. He leads the team with three saves this season and also leads the team in stranding 21 inherited runners on the year, allowing just 6-of-27 to score.
- Hunter Omlid has come on strong of late in 16 relief appearances, posting a 4.03 ERA out of the bullpen and holding opponents to just a .190 average against. He has stranded 10 of his 14 inherited runners on the year. His 11 total strikeouts against Utah Valley were his most at the Division I level, trailing only a 12-strikeout game while at Central Arizona in 2021. It was the most strikeouts for an ASU relief pitcher since Tyler Thornton struck out 11 in 7.0 innings against Rhode Island on April 30, 2021.
- ASU relief pitchers have inherited 138 baserunners this season, of which only 54 have scored (39%). Ryan Schiefer, Matt Cornelius and Matt Tieding all inherited the bases loaded against #24 Kansas State when they entered the game and all got inning-inning strikeouts.
- Schiefer paces the category, stranding 19 of his 27 inherited runners. Sean Fitzpatrick has done so on 3-of-19, Hunter Omlid on 4-of-14 and Matt Cornelius on 6-of-14.
- Recording the first out when coming into the game out of the pen has been a highlight for several bullpen members, with Cole Carlson and Sean Fitzpatrick leading the way in retiring 17 of the 23 and 24 first batters they've faced, respectively.
- ASU's 17 strikeouts against Ohio State AND Cal State Fullerton are the most by a Pac-12 team this season. ASU is also one of just four teams in the league to one-hit an opponent this year.
- Last season, the bullpen posted a 5.62 ERA with 22-7 record in decisions and 11 saves. The squad had 234 strikeouts to 130 walks (over 274.0 innings) and held opponents to .270 batting. While not entirely electric, it was a marked improvement from previous season where the 2022 Sun Devil bullpen had a 6.71 ERA for the season with a 13-19 record in decisions with 231 strikeouts to 170 walks (over 271.0 innings) and a .299 average against.

HEADED TO THE GAP

- The Sun Devils are tops in the Pac-12 and second in the country with 130 doubles this year in 53 games and the 2.45 doubles per game are eighth in the nation. The total is 18 more than any other team in the Pac-12.
- 15 different Sun Devils have multiple doubles this season - the most of any school in the Pac-12.
- Ryan Campos is the Pac-12 leader with 21 doubles this year - a tally good for 12th nationally. Brandon Compton is sixth in the league with 16. Nick McLain has 15, Jacob Tobias has 13, Harris Williams and Ethan Mendoza have 11 and Kien Vu has 10, giving ASU a Pac-12 leading seven players that have reached double digits in the category.
- ASU has multiple doubles in 36 games this season and at least one double in 48 of 53 games.
- The team needs just seven to crack into the Top-5 of ASU team's since 1998 in the category with the 2011 squad sitting 5th at 136.
- ASU got a slow start in the doubles category last season but came alive in the second half of the year. After having just 13 in the first 11 of the season, ASU finished with 108 to find itself in the Top-100 prior to the NCAA Tourney after being ranked as low as 232 through the first month of the season.
- The team recorded a double in 45 of 55 games overall with multiple doubles in 26 of those.
- Luke Keaschall finished seventh second in the entire country with 25 doubles.
- The Sun Devils recorded 134 doubles in 2022, good for 19th in the nation and third in the Pac-12. The 127 doubles during the regular season were the most for a Sun Devil team in the REGULAR SEASON in the BBCOR era (since 2011) and tied for the fifth-most in a regular season since 1998.
- ASU had at least one double in all but six games in 2022 and multiple doubles in 36 of 58 games.

CHICKS DIG THE LONG BALL

- The Sun Devils have 92 homers this year, good for 25th nationally and needing just three to surpass the program's BBCOR record of 94 from the 2019 season. ASU has a very real chance of becoming just the seventh Sun Devil team in the program's illustrious history to reach 100 home runs and the first to do it since having 101 in 1990. Outside that 2019 team, the 2024 Sun Devils are the first to reach the 90-homer mark since having 97 in 1993.
- Currently, five Sun Devils have reached double digit homers (Ryan Campos, Kien Vu, Brandon Compton, Jacob Tobias and Nick McLain), marking the first time at ASU since 1993 that five players accomplished the feat (Todd Cady, Doug Newstrom, Antone Williamson, Paul Lo Duca, Jacob Cruz). This is the first season that even four had reached the tally since 1994.
- 10 different Sun Devils have multiple homers - second-best in the Pac-12 - and 13 have homered overall, which is also the second-most in the league.
- The 2024 Sun Devils are the first ASU team to have 13 players homer since the 2008 squad also had 13.
- ASU homered once in each of the three games against Oregon State, notable as the Beavers had allowed just 10 homers all season entering the weekend and just five total at Goss Stadium.
- ASU had six homers in its road series against UCLA, the most allowed by UCLA in a three-game series this year. ASU had four in each of its first two games against USC, the most the Trojans had allowed in a game all year. ASU had five in a game against UC San Diego, the most it had allowed and had four in two of its games against UW, also the most the Huskies had allowed. With the team's five-homer game against Stanford on Sunday - the most the Cardinal had allowed at the Sunken Diamond since 2000 - ASU now has five-straight series in which it has recorded at least one game with the most home runs allowed by that opponent this season.
- The Sun Devils had eight homers in the Oregon series. Unfortunately, all came of the solo variety.
- The Sun Devils continue looking for the big hit with runners on base as ASU has 46 solo homers on its 92 this season. Of the team's 40 solo homers, however, 21 were of the leadoff variety and didn't give anyone a chance to be on base while five others came as part of back-to-back homers and thus, the same principle.
- The big homers with men on base, however, have increased in the last month. Five of ASU's six homers against UCLA were two-run shots and 5 of 10 against USC were multi-run bombs, as were five of its seven against UC San Diego. Seven of the ten homers against Washington were multi-run shots. Four of the 11 homers against Stanford were three-run bombs while another was a two-run shot.
- The Sun Devils hit 19 more homers during the 2023 season (83) than it did the prior year. 12 different players logged a home run last season for ASU and 10 had multiple home runs.
- Last season, ASU had eight different players with at least six homers - more than any other team in the Pac-12.
- The Sun Devils had seven players with at least seven homers last year - two more than any other team at ASU has had since at least the 1998 season. ASU had five players with at least seven homers in 2022, tied for the second-most at ASU since 1998. The Sun Devils have six players with at least seven homers this season as well, with several still in striking distance with at least eight games remaining.
- ASU's 83 homers last season were 56th in the country prior to the NCAA Tournament.
- The better news was ASU finally started the get pumps with runners on base. 37 of the team's last 66 Sun Devil home runs last year came with runners on base after 14 of the first 17 this season were solo shots. Of the 26 solo shots, 17 were leadoff homers and thus not given the opportunity to happen with runners on base.
- The timing of the home runs improved immensely over the second half of the 2022 season as well. On 24 of the final 37 homers on the year, ASU had at least one runner on base. That was notable as ASU had runners on base just eight times on the teams first 27 homers.
- Of the nine position players with at least 30 starts in 2022, all nine had multiple home runs. ASU had ten total players with multiple homers.

COMING IN HOT

- This season, ASU has posted 59.3+ run innings and 36.4+ run innings. Sixteen times this season, ASU has scored five or more runs in an inning.
- The Sun Devils thrived in the big innings a year ago as well, 12 times recording five or more runs in an inning. The team recorded 51 innings with three or more runs scored - both tallies in danger of being surpassed by this year's squad.
- ASU has recorded 10 or more hits in 36 of 53 games this season and in nine-straight games and 13 of the last 14. ASU's 585 total hits this season are tops in the Pac-12 and 4th nationally.
- ASU has reached double digit scoring in 10 of the last 13 games.
- The Sun Devils' recent offense surge has boosted its team slugging percentage to .532 on the year, good for second in the Pac-12 and 22nd nationally. The batting average is up to .308 for the year, tops in the Pac-12 and 28th nationally.
- The Sun Devils are second in the Pac-12 in averaging 7.9 runs per game and just outside the Top-50 nationally.
- ASU has scored 121 runs in the 7-10th innings this season, and has scored 45 runs in the seventh inning of games alone.
- The big change for ASU recent has been scoring early, as ASU now has 65 first-inning runs and 61 third innings runs, outscoring opponents 61-35 in the latter.
- The team posted 52 runs in the eighth inning of games last season, just under a run per game. The team bat .326 in the eighth inning of games with a .526 slugging percentage. The squad had 25 home runs total in innings 7-9 - easily surpassing its total of 17 from the previous season.

HOLD ON TO YOUR SEATS

- ASU did its part to shake off some of that bad mojo from the 2022 in close games last year, winning seven one-run games (going 7-3 after going just 1-7 in such games in 2022) and 18-9 in games decided by three runs or less - a category ASU was 14-16 in in

2022.

- This season, ASU is 14-13 in games decided by three runs or less. The team is 7-3 in one-run games but oddly gone an unsightly 3-8 in two-run games. ASU's seven wins in one run games already matches last season's total and is the most since the team had nine in the 2017 season.
- The walk-off win against UW was ASU's fifth this season as a result of a ninth or extra-inning lead change, with walk-offs against Oregon, GCU and UW (10th inning) and ninth-inning go-ahead runs on the road against Arizona and UNLV.
- ASU has won three games this year when trailing after eight innings - already matching its most since the 2017 season - and four games when trailing OR tied after 8 (achieved in 2017 and 2021). The team had five wins when trailing or tied after eight in 2016 and nine in 2015. However, should ASU win another game in which it trails after eight innings, it would be the most since the team had five such victories in 2006.
- ASU trailed at one point in 35 of its last 50 victories dating back to last season and all but 11 of its wins this season, though it has flipped the script on that in the last couple weeks when it won six of seven (vs. Utah, at Fullerton, 2x at UCLA, 2x vs. USC) without trailing at any point and won all three Stanford games from start to finish.
- Last season, ASU was incredibly efficient at closing games out, going 24-4 when leading after six, 27-1 when leading after seven and 29-0 when leading after eight. This season ASU is 25-2 when leading after six, 23-2 after seven and 22-1 after eight. The loss of a ninth-inning lead in the second game against Oregon marked the first time ASU had lost a game when leading after eight innings since Feb. 25, 2022 against BYU (led 4-2, lost 6-5). The Sun Devils had won 56 consecutive games when leading after eight innings prior to that.
- In two-plus seasons under Willie Bloomquist, the Sun Devils have shown that no opponent lead is safe, showing off plenty of grit in erasing multi-run deficits. ASU had nine wins last season when trailing by at least three runs at some point in the game and four of those by at least five.
- ASU has six wins this season when trailing by three or more.
- In 2022, the seven-run deficit overcome by the Sun Devils to defeat and take the series from Cal was the most since March 3, 2000 against Arizona.
- ASU doubled down at that last season with the victories over North Dakota State and GCU, overcoming a 7-0 deficit in both (and 9-2 in entering the eighth against GCU) for victories in both.
- Three times in 2022, ASU rallied from a deficit of five or more runs to tie or win the game - the first time that had happened since 2010 (also 3). ASU surpassed that and won four games last season in which it trailed by five runs.
- The Sun Devils have two such games this season, adding their ninth game under Bloomquist to that tally coming back from a 7-1 deficit against UNLV on Monday, improving to 7-2 in games that featured a five-run comeback at some point under Bloomquist. .

DO I KNOW YOU?

- The Sun Devils welcome an incredible 27 new faces to the roster in 2023. The class features D1Baseball's No. 23 freshman group in the country and the No. 25 transfer class, a year removed from posting the No. 2 transfer class in the nation.
- The roster will feature 11 freshman arms, an incredible tally considering the 2022 team didn't have a single freshman arm on the roster.
- Thomas Burns is slated to become the first true freshman pitcher to start on opening night since the 2006 season when Ike Davis did it.
- The team will feature two new middle infielders for the second consecutive season after having at least one returner up the middle from 2018-22.
- Harris Williams, an All-WCC player at San Francisco last season, was the only transfer player named to the Preseason All-Pac-12 team as voted upon by the league's coaches.
- The Sun Devils added another pair of All-WCC players in USF's Mario Demera and Santa Clara's Eamonn Lance.
- In addition to the guys playing on the field, the team also welcomed a slew of new faces on the coaching and support staff, highlighted by former Central Arizona College head coach Anthony Gilich as the team's third paid assistant, taking advantage of new NCAA legislation allowing for there to be a third coach. Sun Devil legend Brett Wallace also joined the staff as the Director of Quality Control and Offensive Strategy.

THE BURN(S) UNIT

- Thomas Burns became the first true freshman to start on the mound for the Sun Devils on Opening Night since Ike Davis in 2006.
- The youngster was electric in his debut, allowing just a single hit in his 5.0 innings and one run en route to earning his first career win. Burns struck out seven and walked just one batter in the effort.
- Burns tossed a career-best 7.0 innings in ASU's Friday night victory over Arizona, allowing just one run for ASU's first quality start of the season.
- Burns has been sidelined with shoulder inflammation the last three weekends.
- 11 of the 16 runs scored against him this season have come by way home runs, coming off five solo homers, a three-run shot against Texas A&M, and three by way of homer against Washington State (a two-run shot of his own and an inherited runner scoring on another pitcher's home run allowed).
- In fact, he has only given up 23 hits on the year, of which seven have left the ballpark.
- Right-handed hitters are 10-for-55 (182) against Burns this season while he has allowed just a .213 average against overall - ninth-lowest in the Pac-12 prior to his injury - adding 39 strikeouts in just 30.1 innings.
- Burns has been at his best with runners on the basepath with teams batting just .130 (6-of-46) against him with runners.
- Prior to his injury, he had stranded 89.6 percent of his baserunners this season - the 14th-highest tally of any eligible pitcher in the country this year and tops in the Pac-12.
- Prior to his recent absence, Burns was seventh in the Pac-12 in hits allowed per nine innings (6.82) and third in the Pac-12 in strikeouts per nine innings (11.57). He had struck out 28.5 percent of the batters he has faced this year, a tally good for sixth in the Pac-12.

WHO'S THE NU'U GUY

- Nu'u Contrades entered the season as a Preseason All-Pac-12 selection and as D1Baseball's No. 46 third baseman in the country.
- The sophomore is reaching base at a .346 clip - striking out just twice in his first 21 ABs appearances, an area he struggled in last season, though he has missed action lately with a lingering back injury.
- The ASU third baseman bat .309 with 20 extra base hits (eight homers, two triples, 10 doubles), recording 40 RBIs.
- The .309 average was in the Top-5 for freshmen in the Pac-12 last season and Top-50 among all freshmen in the country. The rally at the dish came despite the youngster still sitting below the Mendoza line as of March 7.
- He obliterated the University of Arizona in the three-game series in Tempe, where he was 7-14 (.500) with eight RBI, three runs scored. He played the winning run in Saturday's series-securng victory and scored it in the series finale Sunday and was named the Pac-12 Player of the Week in the process. He led the team with 10 RBIs (of 31 total for the week for ASU) with a .947 slugging percentage while batting .474 on 9-of-19 hitting in four total games that week.
- Honored as the team's Bobby Winkles Award winner as a true freshman, Nu'u Contrades found himself at home in the valley as he earned All-Pac-12 honorable mention honors as an infielder.
- Had a productive Summer Ball campaign in the Northwest League for the Duluth Huskies, making the league All-Star game and was the league leader in RBIs with 71 while slashing .320/.423/.563, recording 17 doubles and 13 homers across 60 games and 231 ABs.

PRESEASON ACCOLADES

- The Sun Devils had five position players honored by the Pac-12 Coaches in being selected to the Pac-12 Preseason All-Conference team last week in Ryan Campos, Jacob Tobias, Nu'u Contrades, Nick McLain and Harris Williams.
- The five selections were two more position players than any other team in the league.
- Williams was the only transfer recognized on the Preseason All-Pac-12 team by the coaches.
- Nick McLain was tabbed by D1Baseball at the No. 53 collegiate prospect in the 2024 MLB Draft with Ryan Campos checking in at No. 95. Isaiah Jackson was dubbed the No. 17 collegiate prospect for the 2025 MLB Draft by the outlet and Nu'u Contrades as the No. 52 prospect.
- The Sun Devils brought in the No. 25 transfer class in the nation, according to D1Baseball, highlighted by San Francisco All-WCC competitors Harris Williams and Mario Demera, Santa Clara's All-WCC Eamonn Lance and highly touted junior college transfer Kevin Karstetter out of the State College of Florida.
- Campos was ranked as the No. 10 catcher in the country for 2024 by D1Baseball, with Jacob Tobias as the No. 44 first baseman, Nu'u Contrades as the No. 46 third baseman and Harris Williams as the No. 88 outfielder in the country.
- McLain was tabbed as the No. 6 Pac-12 prospect in the 2024 Draft class with Campos checking in at No. 10, according to D1Baseball. Isaiah Jackson was the No. 3 prospect in the 2025 Draft Class in the league with Nu'u Contrades tabbed at No. 7.
- ASU also brought in the No. 23 freshman class in the country, according to D1Baseball, highlighted by middle infielders Ethan Mendoza and Jax Ryan, local two-way prospect Cole Carlson and Opening Night starter Thomas Burns out of Wisconsin.

Five-Time NCAA Champions (1965, 1967, 1969, 1977, 1981) | 22 College World Series Appearances | 21 Conference Championships

132 All-Americans | 14 National Players of the Year | 13 College Baseball Hall of Fame Members | 941 Letterwinners

473 Major League Baseball Draft Picks | 117 Major Leaguers | 52 Major League Baseball First-Round Draft Picks

2024 Sun Devil Baseball

HOME RUNS/DOUBLE PLAYS/PITCHING/TROPHY CASE

HOME RUN TRACKER

Player (Season No.)	Gm #	Date	Opponent	On Base	Inning	Outs	Count	Score	Final
Jacob Tobias (1)	1	Feb. 16	Sanita Clara						
Isaiah Jackson (1)	1	Feb. 16	Sanita Clara						
Brandon Compton (1)	1	Feb. 16	Sanita Clara						
Nu'u Condrades (1)	1	Feb. 16	Sanita Clara						
Harris Williams	1	Feb. 17	Sanita Clara						
Jacob Tobias (2)	2	Feb. 17	Sanita Clara						
Isaiah Jackson (2)	2	Feb. 17	Sanita Clara						
Ivan Campos	2	Feb. 18	Sanita Clara						
Harris Williams	2	Feb. 18	Sanita Clara						
Isaiah Jackson (3)	3	Feb. 20	#24 Kansas State					4	
Ivan Campos (3)	3	Feb. 22	Ohio State						
Isaiah Jackson (4)	4	Feb. 23	Ohio State						
Jacob Tobias (3)	3	Feb. 23	Ohio State						
Steven Ondina (1)	1	Feb. 25	Ohio State						
Brandon Compton (2)	2	Feb. 25	Ohio State						
Brandon Compton (3)	3	March 1	Oregon						
Brandon Compton (4)	4	March 1	Oregon						
Ivan Campos (4)	4	March 1	Oregon						
Nick McLain (4)	4	March 1	Oregon						
Jacob Tobias (4)	4	March 1	Oregon						
Harris Williams (3)	3	March 1	Oregon						
Ivan Campos (5)	5	March 1	Oregon						
Ivan Campos (6)	6	March 1	Oregon						
Brandon Compton (5)	5	March 20	Utah Valley						
Isaiah Jackson (5)	5	March 20	Utah Valley						
Nick McLain (2)	2	March 21	Washington State						
Ivan Campos (7)	7	March 21	UNLV						
Brandon Compton (6)	6	March 21	UNLV						
Nick McLain (3)	3	March 21	UNLV						
Nick McLain (4)	4	March 21	UNLV						
Lamonn Lance (1)	1	March 21	UNLV						
Isaiah Jackson (6)	6	March 21	UNLV						
Harris Williams (4)	4	March 21	UNLV						
Mario Demera (1)	1	March 21	UNLV						
Jacob Tobias (5)	5	March 21	UNLV						
Lamonn Lance (2)	2	March 21	UNLV						
Kien Vu (1)	1	March 21	UNLV						
Brandon Compton (7)	7	March 21	UNLV						
Lamonn Lance (3)	3	April 6	#5 Oregon State						
Kien Vu (2)	2	April 6	#5 Oregon State						
Jacob Tobias (6)	6	April 6	#5 Oregon State						
Ivan Campos (8)	8	April 6	Sanita Clara						
Kien Vu (3)	3	April 6	Sanita Clara						
Jacob Tobias (7)	7	April 6	Sanita Clara						
Kien Vu (4)	4	April 6	Sanita Clara						
Harris Williams (5)	5	April 6	Sanita Clara						
Kien Vu (5)	5	April 6	Sanita Clara						
Jacob Tobias (8)	8	April 6	Sanita Clara						
Jacob Tobias (9)	9	April 6	Sanita Clara						
Jacob Tobias (10)	10	April 6	Sanita Clara						
Lamonn Lance (4)	4	April 6	Sanita Clara						
Jacob Tobias (11)	11	April 6	Sanita Clara						
Ivan Campos (9)	9	April 6	Sanita Clara						
Isaiah Jackson (1)	1	April 6	Sanita Clara						
Steven Ondina (2)	2	April 6	Sanita Clara						
Kien Vu (7)	7	April 6	Sanita Clara						
Lamonn Lance (5)	5	April 6	Sanita Clara						
Isaiah Jackson (8)	8	April 6	Sanita Clara						
Kien Vu (8)	8	April 6	Sanita Clara						
Ivan Campos (10)	10	April 6	Sanita Clara						
Brandon Compton (8)	8	April 6	Sanita Clara						
Nick McLain (5)	5	April 6	Sanita Clara						
Brandon Compton (9)	9	April 6	Sanita Clara						
Steven Ondina (3)	3	April 6	Sanita Clara						
Nick McLain (6)	6	April 6	Sanita Clara						
Ivan Mendoza (1)	1	April 6	Sanita Clara						
Kien Vu (9)	9	April 6	Sanita Clara						
Jacob Tobias (12)	12	April 6	Sanita Clara						
Kien Vu (10)	10	April 6	Sanita Clara						
Nick McLain (7)	7	April 6	Sanita Clara						
Nick McLain (8)	8	April 6	Sanita Clara						
Jacob Tobias (13)	13	April 6	Sanita Clara						
Steven Ondina (4)	4	April 6	Sanita Clara						
Ivan Mendoza (2)	2	April 6	Sanita Clara						
Brandon Compton (10)	10	April 6	Sanita Clara						
Brandon Compton (11)	11	April 6	Sanita Clara						
Nick McLain (9)	9	April 6	Sanita Clara						
Ivan Mendoza (3)	3	April 6	Sanita Clara						
Lamonn Lance (6)	6	April 6	Sanita Clara						
Nick McLain (10)	10	April 6	Sanita Clara						
Jacob Tobias (14)	14	April 6	Sanita Clara						
Kien Vu (11)	11	April 6	Sanita Clara						
Nick McLain (11)	11	April 6	Sanita Clara						
Nick McLain (12)	12	April 6	Sanita Clara						
Kien Vu (12)	12	April 6	Sanita Clara						
Steven Ondina (5)	5	April 6	Sanita Clara						
Brandon Compton (12)	12	April 6	Sanita Clara						
Kevin Karstetter		April 6	Sanita Clara						
Steven Ondina (6)	6	April 6	Sanita Clara						
Jacob Tobias (15)	15	April 6	Sanita Clara						
*Leadoff Home Run									

GAME-WINNING RBI/Run (RBI/Run [When not an RBI] Responsible for the Go-Ahead Run and a Lead Not Relinquished)

Player	Gm #	Date	Opponent	Season #	Inning	Outs	Count	Result	Final
Jacob Tobias	1	Feb. 16	Sanita Clara	1	1	0	0	W	1-0
Isaiah Jackson	1	Feb. 20	#24 Kansas State	1	1	0	0	W	1-0
Kien Vu	1	Feb. 23	Ohio State	1	1	0	0	W	1-0
Brandon Compton	1	Feb. 25	Ohio State	1	1	0	0	W	1-0
Nick McLain	1	March 1	@ UT Arlington	1	1	0	0	W	1-0
Ivan Mendoza	1	March 1	@ Oregon	1	1	0	0	W	1-0
Ivan Mendoza	1	March 1	@ Arizona	1	1	0	0	W	1-0
Nick McLain	1	March 1	@ Arizona	1	1	0	0	W	1-0
Brandon Compton	1	March 1	@ Utah Valley	1	1	0	0	W	1-0
Ivan Campos	1	March 23	@ UNLV	1	1	0	0	W	1-0
Nick McLain	1	March 23	@ UNLV	1	1	0	0	W	1-0
Mario Demera	1	March 23	@ Cal	1	1	0	0	W	1-0
Ivan Campos	1	March 30	@ Grand Canyon	1	1	0	0	W	1-0
Harris Williams	1	March 30	@ Grand Canyon	1	1	0	0	W	1-0
Nick McLain	1	April 13	@ Cal State Fullerton	1	1	0	0	W	1-0
Kien Vu	1	April 16	@ Cal State Fullerton	1	1	0	0	W	1-0
Jacob Tobias	1	April 19	@ UCLA	1	1	0	0	W	1-0
Kien Vu	1	April 20	@ UCLA	1	1	0	0	W	1-0
Jacob Tobias	1	April 26	@ UCLA	1	1	0	0	W	1-0
Kien Vu	1	April 26	@ UCLA	1	1	0	0	W	1-0
Brandon Compton	1	April 30	@ USC	1	1	0	0	W	1-0
Nick McLain	1	May 1	@ USC	1	1	0	0	W	1-0
Nick McLain	1	May 1	@ Washington	1	1	0	0	W	1-0
Ivan Mendoza	1	May 1	@ Washington	1	1	0	0	W	1-0
Nick McLain	1	May 1	@ Washington	1	1	0	0	W	1-0
Kien Vu	1	May 1	@ Stanford	1	1	0	0	W	1-0
Nick McLain	1	May 1	@ Stanford	1	1	0	0	W	1-0
Kevin Karstetter	1	May 12	@ Stanford	1	1	0	0	W	1-0

2024 TROPHY CASE

Connor Markl

Pac-12 Pitcher of the Week (March 18)

Ryan Campos

Dick Howser Trophy Semifinalist

Pac-12 Player of the Week (April 1)

Pac-12 Player of the Week (April 29)

Preseason All-Pac-12

Nick McLain

Pac-12 Player of the Week (5/6)

Pac-12 Player of the Week (5-13)

D1 Baseball National Player of the Week (5/6)

Preseason All-Pac-12

Nu'u Condrades

Preseason All-Pac-12

Jacon Tobias

Preseason All-Pac-12

Harris Williams

Preseason All-Pac-12

2023 TROPHY CASE

Ryan Campos

Golden Spikes Award - Midseason Watch List

Pac-12 Player of the Week - April 10

Pac-12 All-Conference - First Team

Buster Posey Award - Semifinalist

Luke Keaschall

Pac-12 Player of the Week - March 20

Collegiate Baseball News National Players of the Week - March 20

Pac-12 All-Conference - First Team

Collegiate Baseball News All-American - Second Team

Jacob Tobias

Pac-12 All-Conference - Honorable Mention

Nu'u Condrades

Pac-12 Player of the Week - March 27

Pac-12 All-Conference - Honorable Mention

Isaiah Jackson

Pac-12 All-Defensive Team

Wyatt Crenshaw

Pac-12 All-Conference - Honorable Mention

Ross Dunn

Pac-12 All-Conference - Honorable Mention

Nick McLain

Pac-12 All-Conference - Honorable Mention

MLB Draft

Luke Keaschall, 2B, Twins, 2nd Round, 90th Overall

Ross Dunn, LHP, Twins, 10th Round, 297th Overall

Kristian Curtis, RHP, Pirates, 12th Round, 347th Overall

Timmy Manning, LHP, Giants, 12th Round, 360th Overall

Josh Hansell, RHP, Royals, 16th Round, 469th Overall

Blake Pivaroff, RHP, 19th Round, 560th Overall

Wyatt Crenshaw, 2B, Diamondbacks, 19th Round, 565th Overall

Owen Stevenson, RHP, Rays, 19th Round, 573rd Overall

SAVES

No.	Date	Opponent	Pitcher (Save #)	IP (H, R, ER, BB, K)
1	2/17	Sanita Clara	Cole Carlton (1)	1.0 (0, 0-0, 0, 1)
2	2/20	#24 Kansas State	Matt Tieding (1)	0.1 (0, 0-0, 0, 0)
3	2/25	Ohio State	Cole Carlton (2)	1.2 (0, 0-0, 1, 0)
4	3/16	@ Arizona	Ryan Schiefer (1)	3.0 (0, 0-0, 1, 4)
5	3/30	Cal	Ryan Schiefer (2)	0.2 (0, 0-0, 1, 1)
6	4/13	Utah	Hunter Onild (1)	4.0 (3, 2-2, 1, 4)
7	4/16	@ CSF	Jaden Alba (1)	1.0 (0, 0-0, 0, 0)
8	4/19	@ UCLA	Ryan Schiefer (3)	2.0 (2, 1-1, 2, 2)
9	5/11	@ Stanford	Jonah Giblin (1)	3.0 (1, 0-0, 0, 5)

QUALITY STARTS

No.	Date	Opponent	Pitcher (QS #)	IP (H, R, ER, BB, K)
1	3/17	@ Arizona	Thomas Burns (1)	7.0 (5, 1-1, 5, 3)
2	3/18	@ Arizona	Connor Markl (1)	6.0 (1, 0-0, 3, 8)
3	3/23	@ Washington St.	Connor Markl (2)	6.2 (7, 3-2, 1, 6)
4	4/26	USC	Ben Jacobs (1)	6.1 (7, 1-1, 0, 1)
5	4/27	USC	Connor Markl (3)	6.0 (3, 1-1, 2, 2)
6	5/10	@ Stanford	Ben Jacobs (2)	6.0 (4, 0-0, 4, 9)
7	5/11	@ Stanford	Connor Markl (4)	6.0 (5, 1-1, 1, 5)

2024 Sun Devil Baseball

SERIES STATS AND INDIVIDUAL STREAKS

SERIES STATS

HITTING	W-L	AVG.	R	H	2B	3B	HR	RBI	BB	SO
SANTA CLARA	2-1	.390	38	46	12	0	10	38	15	23
OHIO STATE	2-2	.338	32	48	8	3	5	31	18	23
GLOBE LIFE (#7 TAMUx2/#5 TCU)	0-3	.233	14	24	7	0	0	11	8	32
OREGON	1-2	.233	14	24	6	0	8	13	17	21
@ ARIZONA	2-1	.276	10	29	11	1	0	9	8	29
UTAH VALLEY	1-1	.140	10	8	3	0	2	10	15	16
@ WASHINGTON STATE	0-3	.286	15	32	11	1	1	15	9	19
CAL	3-0	.311	33	33	9	0	8	31	17	16
@ #5 OREGON STATE	0-3	.267	16	27	7	0	3	15	13	20
UTAH	1-2	.263	13	26	8	0	4	13	9	19
@ CAL STATE FULLERTON	1-1	.292	7	19	5	0	2	6	6	12
@ UCLA	3-0	.302	26	35	3	0	6	23	8	17
USC	2-1	.369	35	41	3	2	10	35	13	20
UCSD	2-0	.443	34	31	7	1	7	27	13	12
WASHINGTON	2-1	.402	41	51	9	2	10	49	16	18
@ STANFORD	3-0	.380	39	46	9	0	11	35	17	24
SINGLE GAME MIDWEEKS	4-3	.261	44	64	12	0	5	41	35	58

PITCHING	W-L	ERA	H	R	ER	BB	SO	SV	SCORE
SANTA CLARA	2-1	10.0	37	33	30	9	35	1	38-33
OHIO STATE	2-2	7.71	46	36	30	20	46	1	32-36
GLOBE LIFE (#7 TAMUx2/#5 TCU)	0-3	7.27	25	25	21	23	27	0	14-25
OREGON	1-2	5.67	20	18	17	23	30	0	14-18
@ ARIZONA	2-1	5.19	27	16	15	13	24	1	10-16
UTAH VALLEY	1-1	3.50	17	11	7	9	28	0	10-11
@ WASHINGTON STATE	0-3	6.38	30	19	17	12	26	0	15-19
CAL	3-0	7.33	33	23	22	16	28	1	33-23
@ #5 OREGON STATE	0-3	10.50	40	31	28	18	27	0	16-31
UTAH	1-2	7.67	30	24	23	22	22	1	13-24
@ CAL STATE FULLERTON	1-1	9.00	20	15	15	12	28	1	7-15
@ UCLA	3-0	2.00	19	6	6	17	34	1	26-6
USC	2-1	3.67	29	14	11	14	25	0	35-14
UCSD	2-0	7.71	13	13	12	6	11	0	34-13
WASHINGTON	2-1	11.89	41	39	37	22	33	1	41-39
@ STANFORD	3-0	2.67	28	9	8	8	30	0	39-9
SINGLE GAME MIDWEEKS	4-3	5.37	67	42	37	33	64	1	44-42

STREAKS AND SUPERLATIVES

Multiple Hit Games	2	3	4	5+	Total	Multiple RBI Games	2	3	4	5+	Total
17 Campos, Ryan	17	4	-	1	22	3 McLain, Nick	8	3	3	1	15
11 Vu, Kien	13	5	-	-	18	11 Vu, Kien	9	3	1	1	14
27 Compton, Brandon	10	8	-	-	18	27 Compton, Brandon	4	4	3	1	12
18 Tobias, Jacob	13	2	1	1	17	17 Campos, Ryan	6	4	1	1	12
3 McLain, Nick	9	5	1	1	16	18 Tobias, Jacob	5	2	2	1	10
2 Mendoza, Ethan	8	3	3	1	15	8 Ondina, Steven	2	4	-	-	6
8 Ondina, Steven	11	3	1	-	15	12 Williams, Harris	5	-	1	-	6
12 Williams, Harris	9	3	1	-	13	32 Demera, Mario	4	1	1	-	6
24 Jackson, Isaiah	10	2	1	-	13	2 Mendoza, Ethan	3	2	-	-	5
9 Karstetter, Kevin	5	2	-	-	7	24 Jackson, Isaiah	1	3	-	1	5
32 Demera, Mario	4	2	-	-	6	7 Lance, Eamonn	2	2	-	-	4
7 Lance, Eamonn	2	-	-	-	2	6 Contrades, Nu'u	-	-	1	-	1
6 Contrades, Nu'u	1	-	-	-	1	9 Karstetter, Kevin	1	-	-	-	1
4 Ryan, Jax	1	-	-	-	1	21 Cromwick, Josiah	1	-	-	-	1
TEAM	113	39	8	4	164	TEAM	51	28	13	6	98

Hitting Streaks	Longest	Current	Reached Base Streaks	Longest	Current
11 Vu, Kien	15	3	17 Campos, Ryan	30	22
3 McLain, Nick	15	15	18 Tobias, Jacob	19	19
2 Mendoza, Ethan	13	13	3 McLain, Nick	17	17
27 Compton, Brandon	9	9	11 Vu, Kien	17	3
18 Tobias, Jacob	9	6	2 Mendoza, Ethan	14	14
17 Campos, Ryan	9	7	8 Ondina, Steven	12	3
8 Ondina, Steven	7	2	12 Williams, Harris	11	5
32 Demera, Mario	5	-	27 Compton, Brandon	9	9
12 Williams, Harris	5	5	9 Karstetter, Kevin	8	2
24 Jackson, Isaiah	4	-	7 Lance, Eamonn	7	-
9 Karstetter, Kevin	4	2	32 Demera, Mario	6	-
7 Lance, Eamonn	3	-	6 Contrades, Nu'u	5	5
6 Contrades, Nu'u	2	2	24 Jackson, Isaiah	5	-
4 Ryan, Jax	1	-	4 Ryan, Jax	3	-
5 Newman, Trey	1	1	21 Cromwick, Josiah	2	-
21 Cromwick, Josiah	1	-	5 Newman, Trey	1	1
43 Kroepel, Ryan	1	1	43 Kroepel, Ryan	1	1

2024 Sun Devil Baseball

ROSTER

PITCHERS (20)

No.	Name	Yr	B/T	HT	WT	Hometown (High School/Previous School)
49	Jaden Alba	FR	R/R	6'3	210	Long Beach, CA (Gahr)
25	Bradyn Barnes	FR	L/L	6'1	200	Chandler, AZ (Basha)
51	Adam Behrens	FR	L/R	6'3	200	Gurnee, IL (Warren Township)
29	Alec Belardes	FR	R/R	6'2	205	San Jose, CA (Valley Christian)
15	Thomas Burns	FR	R/R	6'3	210	Hortonville, WI (Hortonville)
35	Josh Butler	FR	R/R	6'6	210	Phoenix, AZ (Sandra Day O'Connor)
14	Cole Carlson	FR	L/L	6'5	220	Tempe, AZ (Corona Del Sol)
41	Matt Cornelius	JR	R/L	6'0	185	Zuni, NM (St. Pius/Pima College)
45	Brok Eddy	FR	R/R	6'3	185	Brighton, CO (Brighton)
38	Sean Fitzpatrick	SO	L/L	6'0	165	Spring, TX (Concordia Lutheran/Arkansas)
10	Bennett Fryman	FR	L/L	5'11	195	Frisco, TX (Lone Star)
40	Jonah Giblin	R-JR	R/R	6'4	235	Seattle, WA (Bainbridge/Phoenix College)
36	Wyatt Halvorson	FR	R/R	6'3	215	Scottsdale, AZ (Chaparral)
22	Ben Jacobs	SO	L/L	6'1	190	Huntington Beach, CA (Huntington Beach/UCLA)
47	Rohan Lettow	FR	R/R	6'2	180	Chandler, AZ (Hamilton)
52	Connor Markl	SR	L/L	6'1	200	Scottsdale, AZ (Notre Dame Prep/Grand Canyon)
13	Tyler Meyer	R-SO	R/R	6'4	210	Riverbank, CA (Big Valley Christian/Stanislaus State)
31	Hunter Omlid	GR	R/R	6'2	200	Hamilton, MT (Hamilton/Grand Canyon)
54	Ryan Schiefer	JR	R/R	6'3	175	Gilbert, AZ (Campo Verde/Central Arizona College)
44	Matthew Tieding	SR	R/R	6'4	225	Fort Worth, TX (All-Saints Episcopal/San Jacinto)

CATCHERS (4)

50	Brody Briggs	FR	L/R	6'1	195	Tulsa, OK (Union)
17	Ryan Campos	JR	L/R	5'8	190	Mesa, AZ (Red Mountain)
21	Josiah Cromwick	SR	R/R	6'2	200	Las Vegas, NV (Palo Verde/Oregon)
5	Trey Newman	SR	R/R	5'9	180	Scottsdale, AZ (Pinnacle/Central Arizona College)

INFIELDERS (9)

6	Nu'u Contrades	SO	R/R	6'0	195	Ewa Beach, HI (St. Louis)
32	Mario Demera	SR	R/R	6'1	195	Burlingame, CA (St. Ignatius/San Francisco)
9	Kevin Karstetter	SR	R/R	6'3	220	State College, PA (IMG Academy/State College of Florida)
43	Ryan Kroepel	FR	L/R	6'0	180	Poway, CA (Poway)
7	Eamonn Lance	GR	R/R	6'1	195	Fairfax, CA (Sir Francis Drake/Santa Clara)
2	Ethan Mendoza	FR	R/R	5'10	175	Bedford, TX (Southlake Carroll)
8	Steven Ondina	SR	R/R	5'8	160	Gurabo, Puerto Rico (IBA/FIU)
4	Jax Ryan	FR	R/R	6'1	190	Verdigris, OK (Verdigris)
18	Jacob Tobias	JR	L/R	6'1	220	Bakersfield, CA (Liberty)

OUTFIELDERS (5)

27	Brandon Compton	R-FR	L/L	6'1	225	Buckeye, AZ (Buckeye Union)
24	Isaiah Jackson	SO	L/R	6'4	215	Vail, AZ (Cienega)
3	Nick McLain	R-SO	S/L	5'10	190	Tustin, CA (Beckman/UCLA)
11	Kien Vu	SO	L/L	6'0	185	San Diego, CA (Point Loma)
12	Harris Williams	GR	L/R	5'10	190	Denver, CO (Denver North/San Francisco)

COACHING STAFF

Willie Bloomquist	Head Coach
Mike Goff	Assistant Coach
Sam Peraza	Assistant Coach
Anthony Gilich	Assistant Coach

2024 Sun Devil Baseball

ROSTERS

NUMERICAL

No.	Name	Yr	Pos.	B/T	HT	WT	Hometown (High School)
2	Mendoza, Ethan	INF	FR	R/R	5'10	175	Bedford, TX (Southlake Carroll HS)
3	McLain, Nick	OF	R-SO	S/L	5'10	190	Tustin, CA (Beckman HS/UCLA)
4	Ryan, Jax	INF	FR	R/R	6'1	190	Verdigris, OK (Verdigris HS)
5	Newman, Trey	C	SR	R/R	5'9	180	Scottsdale, AZ (Pinnacle HS/Central Arizona College)
6	Contrades, Nu'u	INF	SO	R/R	6'0	195	Ewa Beach, HI (St. Louis HS)
7	Lance, Eamonn	INF	GR	R/R	6'1	195	Fairfax, CA (Sir Francis Drake HS/Santa Clara)
8	Ondina, Steven	INF	SR	R/R	5'8	160	Gurabo, Puerto Rico (IBA HS/Florida International)
9	Karstetter, Kevin	INF	SR	R/R	6'3	220	State College, PA (IMG Academy/State College of Florida)
10	Fryman, Bennett	LHP	FR	L/L	5'11	195	Frisco, TX (Lone Star HS)
11	Vu, Kien	OF	SO	L/L	6'0	185	San Diego, CA (Point Loma HS)
12	Williams, Harris	OF	GR	L/R	5'10	190	Denver, CO (Denver North HS/University of San Francisco)
13	Meyer, Tyler	RHP	R-SO	R/R	6'4	210	Riverbank, CA (Big Valley Christian HS/Cal State Stanislaus)
14	Carlton, Cole	LHP	FR	L/L	6'5	220	Tempe, AZ (Corona Del Sol HS)
15	Burns, Thomas	RHP	FR	R/R	6'3	210	Hortonville, WI (Hortonville HS)
17	Campos, Ryan	C	JR	L/R	5'8	190	Mesa, AZ (Red Mountain HS)
18	Tobias, Jacob	INF	JR	L/R	6'1	220	Bakersfield, CA (Liberty HS)
21	Cromwick, Josiah	C	SR	R/R	6'2	200	Las Vegas, NV (Palo Verde HS/University of Oregon)
22	Jacobs, Ben	LHP	SO	L/L	6'1	190	Huntington Beach, CA (Huntington Beach HS/UCLA)
24	Jackson, Isaiah	OF	SO	L/R	6'4	215	Vail, AZ (Cienega HS)
25	Barnes, Bradyn	LHP	FR	L/L	6'1	200	Chandler, AZ (Basha HS)
27	Compton, Brandon	OF	R-FR	L/L	6'1	225	Buckeye, AZ (Buckeye Union HS)
29	Belardes, Alec	RHP	FR	R/R	6'2	205	San Jose, CA (Valley Christian HS)
31	Omlid, Hunter	RHP	GR	R/R	6'2	200	Hamilton, MT (Hamilton HS/Grand Canyon)
32	Demera, Mario	INF	SR	R/R	6'1	195	Burlingame, CA (St. Ignatius HS/University of San Francisco)
35	Butler, Josh	RHP	FR	R/R	6'6	210	Phoenix, AZ (Sandra Day O'Connor HS)
36	Halvorson, Wyatt	RHP	FR	R/R	6'3	215	Scottsdale, AZ (Chaparral HS)
38	Fitzpatrick, Sean	LHP	SO	L/L	6'0	165	Spring, TX (Concordia Lutheran HS/University of Arkansas)
40	Giblin, Jonah	RHP	R-JR	R/R	6'4	235	Seattle, WA (Bainbridge HS/Phoenix College)
41	Cornelius, Matt	LHP	JR	R/L	6'0	185	Zuni, NM (St. Pius HS/Pima CC)
43	Kroepel, Ryan	INF	FR	L/R	6'0	180	Poway, CA (Poway HS)
44	Tieding, Matthew	RHP	SR	R/R	6'4	225	Fort Worth, TX (All-Saints Episcopal HS/San Jacinto College)
45	Eddy, Brok	RHP	FR	R/R	6'3	185	Brighton, CO (Brighton HS)
47	Lettow, Rohan	RHP	FR	R/R	6'2	180	Chandler, AZ (Hamilton HS)
49	Alba, Jaden	RHP	FR	R/R	6'3	210	Long Beach, CA (Gahr HS)
50	Briggs, Brody	C	FR	L/R	6'1	195	Tulsa, OK (Union HS)
51	Behrens, Adam	RHP	FR	L/R	6'3	200	Gurnee, IL (Warren Township HS)
52	Markl, Connor	LHP	SR	L/L	6'1	200	Scottsdale, AZ (Notre Dame Prep HS/Grand Canyon)
54	Schiefer, Ryan	RHP	JR	R/R	6'3	175	Gilbert, AZ (Campo Verde HS/Central Arizona College)

PRO-NUN-SEE-AY-SHUNS

Eamonn Lance - AY-min
Steven Ondina - ON-dee-nuh
Cole Carlton - car-LONE
Ryan Campos - CAMP-ose
Josiah Cromwick - JOE-ZY-uh
Nu'u Contrades - New con-TRAW-dez
Alec Belardes - beh-LAR-dez
Hunter Omlid - OMM-lid
Isaiah Jackson - eye-ZAY-uh
Mario Demera - deh-MARE-uh

Wyatt Halvorson - HAL-vore-sun
Tyler Meyer - MY-er
Ryan Kroepel - CRAY-pull
Brok Eddy - ED-dee
Matt Tieding - tee-DING
Jacob Tobias - toe-BYE-us
Rohan Lettow - ROW-en LETT-owe
Kien Vu - KEY-en VOO
Jaden Alba - JAY-den AL-buh
Adam Behrens - BARE-ens

Connor Markl - MARK-ull
Ryan Schiefer - SHEEF-er
Anthony Gilich - GILL-ich

ALPHABETICAL

No.	Name	Pos.
49	Alba, Jaden	RHP
25	Barnes, Bradyn	LHP
51	Behrens, Adam	RHP
29	Belardes, Alec	RHP
50	Briggs, Brody	C
15	Burns, Thomas	RHP
35	Butler, Josh	RHP
17	Campos, Ryan	C
14	Carlton, Cole	LHP
27	Compton, Brandon	OF
6	Contrades, Nu'u	INF
41	Cornelius, Matt	LHP
21	Cromwick, Josiah	C
32	Demera, Mario	INF
45	Eddy, Brok	RHP
38	Fitzpatrick, Sean	LHP
10	Fryman, Bennett	LHP
40	Giblin, Jonah	RHP
36	Halvorson, Wyatt	RHP
24	Jackson, Isaiah	OF
22	Jacobs, Ben	LHP
9	Karstetter, Kevin	INF
43	Kroepel, Ryan	INF
7	Lance, Eamonn	INF
47	Lettow, Rohan	RHP
52	Markl, Connor	LHP
3	McLain, Nick	OF
2	Mendoza, Ethan	INF
13	Meyer, Tyler	RHP
5	Newman, Trey	C
31	Omlid, Hunter	RHP
8	Ondina, Steven	INF
4	Ryan, Jax	INF
54	Schiefer, Ryan	RHP
44	Tieding, Matthew	RHP
18	Tobias, Jacob	INF
11	Vu, Kien	OF
12	Williams, Harris	OF

BY POSITION

Catchers	4
Pitchers	20
Infielders	9
Outfielders	5

BY CLASS

Graduates	3
Seniors	7
Juniors	5
Sophomores	7
Freshmen	16

BATTING

Lefties	8
Righties	9
Switch	1

PITCHING

Righties	13
Lefties	7

2024 Sun Devil Baseball

LAST TIME

Hitting Categories

Hit a grand slam	Brandon Compton, May 5, 2024 vs. Washington (W, 21-18)
Team hit two grand slams	Will Rogers and Nate Baez, Feb. 20, 2022 vs. Dixie State (W, 17-8)
Team hit five or more home runs	5, May 12, 2024 at Stanford (W, 16-7)
Hit a walkoff HR	Nick McLain (grand slam), May 3, 2024, vs. Washington (W, 11-7)
Led off the game with a HR	Ryan Campos, April 14, 2024 vs. Utah (L, 5-11)
Hit for the cycle	Travis Buck, March 7, 2003 vs. Southern Utah (W, 19-0)
Team hit for the cycle to open the game	April 27, 2003 vs. Washington State (HR/2B/1B/3B)
Team hit for the cycle on four consecutive batters	April 18, 2019 at Utah (2B, 3B, 1B, HR in 12th inning)
Hit back-to-back HRs	Kevin Karstetter and Steven Ondina, May 12, 2024 at Stanford (W, 16-7)
Hit back-to-back-to-back HRs	Ryan Campos, Kien Vu, Jacob Tobias (led off game), April 14, 2024 vs. Utah (L, 5-11)
Two hits in one game	Brandon Compton (2), May 5, 2024 vs. Washington (W, 21-18)
Multiple Players had multiple home runs in one game	2, Wyatt Crenshaw (2) and Luke Keaschall (2), April 29, 2023 at #23 Oregon (L, 10-16)
Switch hitter homered from both sides in one game	Nick McLain, April 28, 2023, at #23 Oregon
A freshman hit two HR in one game	Brandon Compton, May 5, 2024 vs. Washington (W, 21-18)
Hit three HRs in one game	Joey DeMichele, May 1, 2011 vs Stanford (TIES ASU RECORD)
Homered in 3+ straight games	5, Nick McLain, April 30-May 5, 2024
Reached base 6+ times in one game	6, Nick McLain, May 5, 2024 vs. Washington (5 hits, one HBP)
A player hit two grand slams in one season	3, Brandon Compton, 2024 (tied for third in ASU history)
Had five hits in one game	5, Nick McLain, May 5, 2024, vs. Washington (5-for-5)
Record 7+ consecutive hits	7, Ryan Campos, vs. USC, April 26-28, 2024 (over three games)
Had six hits in one game	Travis Buck, March 13, 2005 vs Western Illinois (went 6-for-6, 3 RBI)
Had seven hits in one game	Jerry Mantlo, February 6, 1977 vs. Michigan
Had three doubles in one game	Luke Hill, March 12, 2023 vs. UC Davis (W, 7-4)
Had four doubles in one game	Travis Buck, February 28, 2004 vs. Connecticut (W, 16-5)
Hit two triples in one game	Gage Canning, March 3, 2018 vs. Oklahoma State
Had seven RBI in one game	Trevor Hauver, Feb. 24, 2019 vs. UC Davis (W, 17-2)
Had eight RBI in one game	Kiel Roling, March 17, 2007 vs. Maine
Had nine RBI in one game	Jeremy West, April 27, 2003 vs. Washington State
Stole four bases in one game	Drew Maggi, April 10, 2010 at Washington St. (TIES ASU RECORD)
Stole home	Luke Keaschall, April 10, 2023 at Cal (W, 15-10)
Struck out five or more times in one game	5, Isaiah Jackson, at Mississippi State, Feb. 24, 2023
Hitter stranded seven runners on base	Joe Lampe (7), May 22, 2021 at USC (L, 1-6)
Recorded 13 total bases	Gage Canning (13), April 21, vs. Oregon (2 HR, 1 3B, 2 1B)
Had an inside-the-park home run	Isaiah Jackson, April 15, 2022 at Washington (W, 8-6)
Had an inside-the-park home run AND a traditional home run in one game	Gage Canning, March 18, 2024 vs. Oregon (W, 18-4)
Scored five runs in one game	5, Ethan Mendoza, May 5, 2024 vs. Washington (W, 21-18)
Was hit by a pitch two or more times	2, Kien Vu, at Stanford, May 12, 2024
Team was hit by 5+ pitches	5, May 11, 2021 at Nevada
Walked 4+ times	4, Connor Davis, Feb. 25, 2022 vs. BYU (L, 5-6)
Opponent hit two HRs in one game	2, Jimmy Nati, May 12, 2024, vs. Stanford
Opponent hit a walkoff HR	Kyle Kretzschmar, Cal, April 1, 2023
Opponent hit a leadoff HR	Trey Lipsey, Feb. 23, 2024, vs. Ohio State (W, 14-4)

Pitching Categories

Threw a no-hitter	Ryan Hingst, March 25, 2016 vs. Utah (W, 5-0)
Threw a perfect game	Eddie Bane, March 2, 1973, vs. Cal State Northridge (W, 8-0)
Threw a one-hitter	Individual - Brian Flores, May 20, 2007 at Oregon State (W, 7-4)
Threw a two-hitter	Team - 2 pitchers, March 16, 2024 at Arizona (W, 4-0)
Were no-hit	Will Waldrup, Jan. 23, 1999 vs. Hawaii-Hilo (W, 3-0)
Were one-hit	Phil Keller, March 23, 1970 vs. Stanford (L, 1-0)
Were two-hit	Noah Bremer, at Washington, May 12, 2017 (L, 0-4)
Threw a complete game	#7 Texas A&M (2 pitchers), March 1, 2024 (L, 0-4)
Threw a complete game shutout	Justin Fall, May 8, 2021 at Cal (W, 6-3)
Opponent threw a complete game shutout	Eli Lingos, March 30, 2018 at Washington St. (W, 7-0)
Threw back-to-back complete games	Bryson Van Sickle, vs. Utah, April 12, 2024 (L, 0-10)
Threw back-to-back complete game shutouts	Trevor Williams, 3/1/13 vs. Pacific (W, 8-1) and 3/9 vs. Long Beach State (W, 4-0)
Had an opposing pitcher throw a complete game	Brady Rodgers/Kramer Champin, May 20 and 21, 2011 at Washington
Shut out an opponent (five or more pitchers)	Bryson Van Sickle, vs. Utah, April 2, 2024 (L, 0-10)
Shut out an opponent in back to back games (one or more pitchers)	March 7, 2021 vs. Utah (5-0, 8 pitchers, school record)
ASU was shutout	March 7 and 12, 2021 vs. Utah and Cal State Fullerton (5-0 and 10-0)
Pitcher Struck out 10 or more batters in a game	vs. Utah, April 12, 2024 (L, 0-10)
Team struck out 18 or more batters	Ben Jacobs (11), April 26, 2024 vs. USC
Had back-to-back starts with 10 strikeouts	20, April 9, 2021 at Washington (W, 3-2 (15))
Individual struck out 15 or more batters in a game	Alec Marsh (10 in each), May 10, 2019 at Nebraska and May 17, 2019 at Cal
Had an opposing pitcher strike out 10 or more Sun Devils	Mike Leake (15), May 30, 2009 vs. Oral Roberts (CG, 4-1 Win in Tempe Regional)
Had 10+ strikeouts with no walks	Cooper Hjerpe (12), at #3 Oregon State, March 18, 2022 (L, 0-21)
Did not walk a batter (complete game)	Ben Jacobs (11), April 26, 2024 vs. USC
Recorded 10 wins in a season	Ryan Kellogg, May 14, 2015 vs Washington State (W, 5-0)
Hit three batters in a game	Ryan Kellogg, 11-1 (2019)
Starting pitcher hit a home run in a game	Ross Dunn (3), March 11, 2023 at Utah
Reliever pitched 5.0+ innings in relief	Erik Tolman, April 23, 2019 vs. UNLV (W, 9-2)
Used 10+ pitchers	51, Hunter Omid, vs. Utah Valley, March 19, 2024 (W, 5-4)
Pitcher went 7.0 innings with one hit or less	12, April 21, 2021 at GCU (school record)
	1 hit in 7.0 IP, Kai Murphy (starting debut), May 9, 2021 at Cal (W, 7-2)

Fielding Categories

Had no errors in four straight games	April 20, 23, 26-27, 2019 at Utah vs. UNLV at Washington
Committed three or more errors in one game	Luke Hill (3), April 22, 2023 vs. #21 Oregon State
Team had five errors in one game	5, April 22, 2023 vs. #21 Oregon State
Had 16 or more putouts in one game	Ryan Campos (18), Catcher, vs. Ohio State, Feb. 23, 2024
Had 20 or more put outs in one game	Zach Wilson (20), first base, April 21, 2011 at Cal
Had eight or more assists in one game	Hunter Hoos (8), April 0, 2021 at Washington (W, 21-4)
Caught and pitched in the same game	Sean McLain (6), April 17, 2021 vs. #18 Stanford (L, 9-11 (12))
Turned four double plays in one game	Jordan Swagerty, March 17, 2010 vs. USC (2x in 2010)
Turned five+ double plays in one game	5, April 25, 2010, vs. Washington (TIES ASU RECORD)
Turned a triple play	Cole Carlon (P), Jacob Tobias (1B) and Steven Ondina (SS), April 28, 2024 vs. USC

Scoring and Misc. Categories

Recorded 20+ hits	23, May 5, 2024 vs. Washington (W, 21-18)
Recorded 20+ hits in back-to-back games	22 and 22, February 3-4, 2007 vs. Southern Utah
Scored 20+ runs	21, May 5, 2024 vs. Washington (W, 21-18)
Scored 30+ runs	30, March 13, 2005 vs. Western Illinois (W, 30-13 in Baton Rouge, La.)
Allowed 10+ runs in one inning	10, 9th Inning, April 11, 2022 at Santa Clara (W, 21-4)
Allowed 5 or more home runs in a game	13, 6th Inning, April 29, 2022 at #13 UCLA (L, 2-19)
Allowed 3 or more home runs in an inning	5, vs. Ohio State, Feb. 24, 2024 (L, 4-13)
Walked 15+ times in a game	3, at #14 Stanford, April 8, 2022
Walked 15+ opponent batters	15, March 31, 2019 vs. Arizona (W, 17-16)
Stranded 15+ ASU runners on base in one game	15, March 18, 2022 at #3 Oregon State (L, 0-21)
Stranded 15+ opponent runners on base in one game	15, March 6, 2022 at San Diego State (W, 6-4)
Surrendered a ninth inning lead	15, March 18, 2022 at #3 Oregon State (L, 0-21)
Walked off an opponent	May 3, 2024 vs. Washington (Led 5-4, Won 11-7 (10))
Swept a three-game Pac-12 series	Nick McLain (Grand Slam), May 3, 2024 vs. Washington (W, 11-7)
Swept a three-game ROAD Pac-12 series	April 19-21, at UCLA (5-3, 8-2, 13-1)
Swept a three-game Non-Conference series	May 10-12, at Stanford (13-1, 10-1, 16-7)
Shut out an opponent twice in a series	March 15-12 vs. UC Davis (7-1, 6-4, 17-4)
Were swept in a Pac-12 series	March 26-28, 2021 vs. Washington St. (10-0, 5-4, 9-0)
Were swept in a Pac-12 series at home	April 5-7, 2024 at #5 Oregon State (8-13, 1-9, 7-9)
Were swept in a three-game Non-Conference series	May 5-7, 2023 vs. #7 Stanford (6-8, 11-12, 4-9)
Played in extra innings	March 3-5, 2023 vs. UC Irvine (6-16, 9-10, 2-7)
Played in 14+ innings	10, May 3, 2024 vs. Washington (W, 11-7)
Played back-to-back extra inning games	16, April 9, 2021 at Washington (W, 3-2 (16))
Played a game lasting 5+ hours	March 29-30, 2018, at Washington State (L, 8-7 (10)), (L, 4-3 (11))
ASU overcame a five-run deficit	5 hours, 4 minutes, April 9, 2021 at Washington (W, 3-2 (16))
ASU overcame 4+ five-run deficits in a season	6, March 24, 2024 at UNLV (Down 7-1, W, 10-9)
	4, 2023 (7 vs. NDSU (W), 7 vs GCU (W), 5 vs. #21 OSU (W), 5 at #23 ORE (W))

2024 Sun Devil Baseball

SITUATIONAL RECORDS/PITCHING STAFF

Record When...

Overall	29-24	Opponent 0-2 runs	9-0	Hit 0 home runs.....	4-9
Conference	17-13 3-5 runs	7-4	... 1 home run	7-9
Non-Conference	12-11 6-9 runs	11-8	... 2+ home runs	18-6
Home games	18-12 10+ runs	2-12	Opponent 0 home runs	11-2
Away games	11-9	Scored in 1st inning.....	17-7 1 home run	10-6
Neutral site	0-3	Opp. scored in 1st	12-14 2+ HRs	8-16
Day games	9-12	Scores first.....	17-6	Made 0 errors	13-6
Night games	20-12	Opp. scores first	12-18	... 1 error	11-10
vs Left starter	9-9	After 6 leading	25-2	... 2+ errors	5-8
vs Right starter	20-15 trailing	2-21	Opp. made 0 errors	7-11
1-Run games	7-3 tied	2-1 1 error	9-8
2-Run games	3-8	After 7 leading	23-2 2+ errors	13-5
5+Run games	13-11 trailing	3-19	Out-hit opponent	21-7
Extra innings.....	1-0 tied	1-2	Out-hit by opponent.....	6-17
Shutouts	1-2	After 8 leading	22-1	Hits are tied	2-0
Scoring 0-2 runs	0-4 trailing	3-21		
..... 3-5 runs	6-12 tied	1-1		
..... 6-9 runs	6-7				
..... 10+ runs.....	17-1				

A Look At the Pitching Staff

Arizona State Starters

Pitcher	Starts/QS	PC/Start	IP/Start	ER Against/Start	Runs For/Start	PCK	DP	Team Record
Connor Markl	12/4	1048/87.3	610/5.1	30/2.5	61/5.1	1	9	7-5
Ben Jacobs	8/2	725/90.6	390/4.9	22/2.4	31/3.9	0	3	5-3
Thomas Burns	6/1	575/95.8	301/5.1	16/2.7	21/3.5	0	2	4-2
Wyatt Halvorson	6/0	356/59.3	191/3.2	17/2.8	7/1.2	1	0	1-5
Tyler Meyer	6/0	362/60.3	160/2.7	25/3.8	11/4.2	0	1	3-3
Adam Behrens	6/0	312/52.0	141/2.4	16/2.7	10/1.7	1	1	3-3
Hunter Omlid	3/0	246/82.0	112/3.9	12/4.0	26/8.7	0	0	3-0
Cole Carlon	2/0	58/29.0	50/2.5	2/1.0	13/6.5	1	0	1-1
Matt Tieding	1/0	51/51.0	30/3.0	4/4.0	5/5.0	0	0	0-1
Jonah Giblin	1/0	50/50.0	20/2.0	1/1.0	0/0.0	0	0	1-0
Brady Barnes	1/0	22/22.0	01/0.1	1/1.0	0/0.0	0	0	0-1
Matt Cornelius	1/0	16/16.0	00/0.0	4/4.0	0/0.0	0	0	1-0

Arizona State Bullpen (Relief Appearances Stats Only)

Reliever	APP	IP	H	R	ER	BB	SO	SV	ERA	Hold	IR/Scored	1st Bat. Faced/Ret.
Jacobs	10	17.2	10	10	6	11	27	0	3.06	0	8/4	10/9
Schiefer	21	39.2	31	20	17	26	44	3	3.86	1	27/6	21/12
Omlid	16	22.1	15	10	10	11	31	0	4.03	1	14/4	16/8
Giblin	14	27.0	23	14	13	13	32	1	4.33	1	9/3	14/10
Tieding	19	35.0	49	25	21	10	25	1	5.40	1	15/7	19/14
Behrens	5	12.0	19	11	8	5	7	0	6.00	0	8/6	5/1
Fitzpatrick	24	25.0	33	24	20	11	29	0	7.20	2	19/3	24/17
Halvorson	12	16.0	17	13	13	13	19	0	7.31	0	10/4	12/6
Cornelius	11	11.2	13	11	10	8	14	0	7.71	0	14/6	11/7
Carlon	23	33.1	44	31	30	25	31	2	8.10	1	6/3	23/17
Barnes	6	4.2	6	4	3	11	10	0	5.79	0	1/1	6/4
Alba	8	6.1	10	7	6	3	4	0	8.53	0	4/4	8/3
Fryman	2	1.0	1	2	2	3	0	0	18.00	0	0/0	2/1
Butler	4	2.2	6	8	7	3	2	0	23.62	0	0/0	4/2
Eddy	2	1.2	5	6	6	2	2	0	32.40	0	3/3	2/0
Meyer	2	1.1	5	9	9	4	3	0	67.50	0	0/0	2/0
Lettow	1	0.1	1	3	3	2	0	0	81.00	0	0/0	1/0

2024 Sun Devil Baseball

TEAM AND INDIVIDUAL RANKINGS

NATIONAL/LEAGUE RANKINGS

Team			
Base on Balls (295 ranked)	126	2	237
Batting Average (295 ranked)	28	1	0.308
Double Plays (295 ranked)	154	10	31
Double Plays Per Game (295 ranked)	209	10	0.58
Doubles (295 ranked)	2	1	130
Doubles Per Game (295 ranked)	8	1	2.45
Earned Run Average (295 ranked)	193	11	6.56
Fielding Percentage (295 ranked)	131	7	0.971
Hit Batters (295 ranked)	218	6	.56
Hit by Pitch (294 ranked)	261	10	.46
Hits (295 ranked)	4	1	585
Hits Allowed Per Nine Innings (295 ranked)	196	10	10.19
Home Runs (295 ranked)	25	2	.92
Home Runs Per Game (295 ranked)	32	2	1.74
On Base Percentage (295 ranked)	97	2	0.395
Runs (295 ranked)	34	2	421
Sacrifice Bunts (294 ranked)	273	11	7
Sacrifice Flies (295 ranked)	260	10	.15
Scoring (295 ranked)	53	2	.79
Shutouts (130 ranked)	130	5	.1
Slugging Percentage (295 ranked)	22	2	0.532
Stolen Bases (295 ranked)	176	5	.48
Stolen Bases Per Game (295 ranked)	191	6	0.91
Strikeout-to-Walk Ratio (295 ranked)	119	8	1.87
Strikeouts Per Nine Innings (295 ranked)	23	1	10.1
Triple Plays (1 ranked)	1	1	.1
Triples (295 ranked)	119	7	.10
Triples Per Game (295 ranked)	150	7	0.19
WHIP (295 ranked)	213	11	1.73
WL Pct (295 ranked)	118	6	0.547
Walks Allowed Per Nine Innings (295 ranked)	225	11	5.41

Individual				
Category	Name	Nat'l	Pac-12	Value
Base on Balls (146 ranked)	Ryan Campos	146	6	.36
Batting Average (250 ranked)	Kien Vu	6	2	0.419
	Brandon Compton	203	6	0.351
Doubles (117 ranked)	Ryan Campos	12	1	.21
	Brandon Compton	117	6	.16
Doubles Per Game (126 ranked)	Ryan Campos	39	2	.04
	Nick McLain	103	6	0.35
	Brandon Compton	115	9	0.34
Hits (147 ranked)	Ryan Campos	97	3	.71
Home Runs (116 ranked)	Jacob Tobias	116	5	.15
On Base Percentage (150 ranked)	Kien Vu	33	2	0.503
Pitching Appearances (112 ranked)	Cole Carlon	50	3	.25
	Sean Fitzpatrick	80	4	.24
Runs (142 ranked)	Ryan Campos	27	2	.63
Runs Batted In Per Game (150 ranked)	Nick McLain	75	4	.119
	Kien Vu	123	6	.112
Runs Per Game (146 ranked)	Ryan Campos	60	2	.119
	Kien Vu	134	3	.11
Saves (571 ranked)	Ryan Schiefer	209	10	.3
	Cole Carlon	327	13	.2
	Jaden Alba	571	20	.1
	Jonah Giblin	571	20	.1
	Hunter Omlid	571	20	.1
	Matt Tieding	571	20	.1
Slugging Percentage (250 ranked)	Kien Vu	16	2	0.806
	Brandon Compton	124	3	0.661
	Nick McLain	132	4	0.657
Strikeouts (141 ranked)	Ben Jacobs	49	3	.85
Strikeouts Per Nine Innings (150 ranked)	Ben Jacobs	18	1	13.5
Total Bases (142 ranked)	Jacob Tobias	124	3	.123
	Ryan Campos	136	5	.122
Toughest to Strike Out (149 ranked)	Ethan Mendoza	58	2	10.1
	Ryan Campos	130	3	8.6
	Ethan Mendoza	107	8	.3
Triples (107 ranked)	Ben Jacobs	93	2	.6
Victories (93 ranked)	Connor Markl	93	2	.6

Career/Season Rankings (Since 1998 only)

Career Batting Average (min. 300 AB)	
8. Andrew Beinbrink (1998-99)	.365
9. Travis Buck (2003-05)	.362
10. Jeff Duncan (1999-2000)	.358
11. Ryan Sontag (2006-08)	.357
12. Ryan Campos (2022-p)	.356

Career OBP (min. 300 AB)	
12. Jeff Larish (2002-05)	.461
13. Jeremy West (2001-03)	.461
14. Cole Calhoun (2009-10)	.459
17. Ryan Campos (2022-p)	.455

Career Slugging (min. 300 AB)	
16. Hunter Bishop (2017-19)	.577
17. Andrew Ethier (2002-03)	.559
18. Dustin Pedroia (2002-04)	.544
19. Jacob Tobias (2022-p)	.539

Career Most Runs (min. 300 AB)	
18. 3 tied	141
19. Matt Newman (2008-11)	140
20. Ryan Campos (2022-p)	138

Career Most Doubles (min. 300 AB)	
14. 4 tied	37
18. Steve Garrabants (2001-03)	36
Jeremy West (2001-03)	36
Ryan Campos (2022-p)	36

Career Most Homers (min. 300 AB)	
7. Ike Davis (2006-08)	33
8. Hunter Bishop (2017-19)	32
Jacob Tobias (2022-24)	32
15. Trevor Allen (2011-15)	22
16. Ryan Campos (2022-p)	20

Career RBIs (min. 300 AB)	
17. Colin Curtis (2004-06)	135
18. Mitch Jones (1999-00)	131
19. Jacob Tobias (2022-p)	130

Career Total Bases (min. 300 AB)	
15. Willie Bloomquist (1998-99)	317
Colin Curtis (2004-06)	317
17. Jacob Tobias (2022-p)	315

Career Most Walks (min. 300 AB)	
16. 3 tied	95
19. Johnny Ruettiger (2009-11)	90
Ryan Campos (2022-p)	90

Career Fewest Walks Per 9 inn. (min. 50 IP)	
11. Aaron Kramer (1998)	2.51
12. Matt Tieding (2023-24)	2.56

Career Most Runners Caught Stealing	
1. Brian Serven (2014-16)	58
2. Tuffy Gosewisch (2002-05)	57
3. Petey Paramore (2006-08)	45
4. Ryan Campos (2022-24)	34

Season Most Doubles (min. 100 AB)	
9. 3 tied	22
12. Nate Baez (2022)	21
Jason Kipnis (2009)	21
Ryan Campos (2024)	21

Season Best Average (min. 100 AB)	
1. Mark Ernster (1999)	.439
2. Kien Vu (2024)	.419

Season Best Slugging (min. 100 AB)	
1. Kien Vu (2024)	.806
2. Mitch Jones (2000)	.787

Season Most Homers (min. 100 AB)	
13. 4 tied	16
17. Kiel Roling (2007)	15
Jacob Tobias (2024)	15

Season Most K/9 (min. 25 IP)	
1. Ryan Burr (2015)	14.37
2. Ben Jacobs (2024)	13.50
6. Wyatt Halvorson (2024)	12.74
8. Hunter Omlid (2024)	12.44
11. Thomas Burns (2024)	11.57

Season Most Runners Caught Stealing	
1. Tuffy Gosewsch (2005)	27
2. Brian Serven (2016)	26
3. Petey Paramore (2006)	21
4. Ryan Campos (2024)	19

2024 Sun Devil Baseball

RECORD BY POSITION STARTS


LF	CF	RF
Williams, 33 (17-16)	Jackson, 40 (21-19)	McLain, 41 (24-17)
Vu, 11 (8-3)	Vu, 12 (8-4)	Williams, 4 (1-3)
Compton, 7 (2-5)	McLain, 1 (0-1)	Vu, 5 (3-2)
Campos, 2 (2-0)		Cromwick, 3 (1-2)
SS	2B	1B
Ondina, 47 (26-21)	Mendoza, 43 (21-21)	Tobias, 50 (27-23)
Ryan, 5 (2-3)	Karstetter, 9 (7-2)	Vu, 2 (1-1)
Mendoza, 1 (1-0)	Kroeppel, 1 (1-0)	Lance, 1 (1-0)
3B	SP	DH
Demera, 29 (17-12)	Markl, 12 (7-5)	Compton, 33 (18-15)
Karstetter, 14 (6-8)	Jacobs, 8 (5-3)	Lance, 8 (4-4)
Ryan, 4 (1-3)	Burns, 6 (4-2)	Campos, 4 (2-2)
Tobias, 1 (1-0)	Meyer, 6 (3-3)	Cromwick, 3 (2-1)
Contrades, 5 (4-1)	Behrens, 6 (3-3)	Williams, 2 (2-0)
	Halvorson, 6 (1-5)	Karstetter, 2 (1-1)
	Omlid, 3 (3-0)	Demera, 1 (0-1)
	Carlson, 2 (1-1)	
	Giblin, 1 (1-0)	
	Cornelius, 1 (1-0)	
	Barnes, 1 (0-1)	
	Tieding, 1 (0-1)	
C		
Campos, 47 (25-22)		
Newman, 6 (4-2)		

DOUBLE PLAYS

Gm #	Date	Opponent	Pitcher (SZN #)	Scoring	Players	Inn	Outs	Score	Final
1-Feb. 16		Santa Clara	Burns (1)	KS 24 CS DP	Campos-Karstetter	3	1	5-0	11-6
4-Feb. 20		#24 Kansas State	Behrens (1)	643 GDP	Ondina-Mendoza-Tobias	2	0	0-0	9-6
4-Feb. 20		#24 Kansas State	Halvorson (1)	653 GDP	Ondina-Mendoza-Tobias	7	0	5-4	9-6
6-Feb. 23		Ohio State	Halvorson (2)	463 GDP	Karstetter-Ryan-Tobias	9	1	14-4	14-14
7-Feb. 24		Ohio State	Fitzpatrick (1)	643 GDP	Ondina-Mendoza-Tobias	6	1	3-2	4-13
8-Feb. 25		Ohio State	Meyer (1)	163 GDP	Meyer-Ondina-Tobias	4	1	5-4	10-8
8-Feb. 25		Ohio State	Carlson (1)	463 GDP	Karstetter-Ondina-Tobias	7	1	10-8	10-8
10-March 2		#5 TCU	Markl (1)	463 GDP	Mendoza-Ondina-Tobias	1	0	0-0	9-11
10-March 2		#5 TCU	Markl (2)	543 GDP	Karstetter-Mendoza-Tobias	3	1	0-0	9-11
11-March 3		#7 Texas A&M	Carlson (2)	463 GDP	Mendoza-Ondina-Tobias	4	1	1-10	5-10
12-March 5		@ UT Arlington	Schiefer (1)	463 GDP	Mendoza-Ondina-Tobias	8	1	6-2	6-3
12-March 5		@ UT Arlington	Carlson (3)	643 GDP	Ondina-Mendoza-Tobias	9	1	6-3	6-3
16-March 12		New Mexico	Tieding (1)	543 GDP	Ryan-Karstetter-Tobias	7	0	3-6	4-6
22-March 22		@ Washington State	Burns (2)	KS 24 CS DP	Campos-Mendoza	4	1	4-0	7-8
23-March 23		@ Washington State	Markl (3)	463 GDP	Mendoza-Ondina-Tobias	6	0	1-2	2-3
26-March 28		Cal	Tieding (2)	463 GDP	Mendoza-Ondina-Tobias	5	0	7-4	14-8
30-April 5		@ #5 Oregon State	Tieding (3)	63 GDP	Ondina-Vu	3	1	0-5	8-13
31-April 6		@ #5 Oregon State	Markl (4)	F92 DP	McLain-Campos	2	1	0-2	1-9
34-April 12		Utah	Jacobs (1)	262 CS DP	Campos-Ondina-Campos	3	1	0-1	0-10
35-April 13		Utah	Markl (5)	5U-3 GDP	Demera-Tobias	3	1	5-0	8-3
35-April 13		Utah	Markl (6)	463 GDP	Karstetter-Ondina-Tobias	4	1	5-0	8-3
35-April 13		Utah	Omlid (1)	643 GDP	Ondina-Karstetter-Tobias	6	0	8-1	8-3
35-April 13		Utah	Omlid (2)	463 GDP	Karstetter-Ondina-Tobias	9	0	8-3	8-3
40-April 20		@ UCLA	Markl (7)	543 GDP	Demera-Mendoza-Tobias	2	0	3-0	8-2
40-April 20		@ UCLA	Giblin (1)	463 GDP	Mendoza-Ondina-Tobias	8	1	8-2	8-2
42-April 26		USC	Jacobs (2)	F92 DP	McLain-Campos	4	1	7-0	12-1
43-April 27		USC	Markl (8)	4U-3 GDP	Mendoza-Tobias	4	1	6-1	17-2
43-April 27		USC	Markl (9)	463 GDP	Mendoza-Ondina-Tobias	6	0	11-1	17-2
44-April 28		USC	Carlson (4)	136 TP	Carlson-Tobias-Ondina	5	0	1-7	6-11
46-May 1		UCSD	Halvorson (3)	6U-3 GDP	Ondina-Tobias	3	1	11-1	19-8
49-May 5		Washington	Carlson (5)	463 GDP	Mendoza-Ondina-Tobias	5	0	13-17	21-18
51-May 10		@ Stanford	Jacobs (3)	543 GDP	Demera-Mendoza-Tobias	3	1	4-0	13-1

2024 Sun Devil Baseball

TV/RADIO ROSTER



#2, ETHAN MENDOZA
FR. • INF • R/R • 5-10 • 175



#3, NICK MCLAIN
SO. • OF • S/R • 5-10 • 185



#4, JAX RYAN
FR. • INF • R/R • 6-1 • 190




#5, TREY NEWMAN
R. SR. • C • R/R • 5-9 • 180




#6, NU'U CONTRADES
SO. • INF • R/R • 5-10 • 190



#7, EAMONN LANCE
GR. • INF • R/R • 6-1 • 195



#8, STEVEN ONDINA
SR. • INF • R/R • 5-8 • 160



#9, KEVIN KARSTETTER
SR. • INF • R/R • 6-3 • 220



#10, BENNETT FRYMAN
FR. • LHP/OF • L/L • 5-11 • 195




#11, KIEN VU
SO. • OF • L/L • 5-11 • 170



#12, HARRIS WILLIAMS
R. SR. • OF • L/R • 5-10 • 190



#13, TYLER MEYER
R. SO. • RHP • R/R • 6-3 • 215



#14, COLE CARLON
FR. • LHP/INF • L/L • 6-5 • 220



#15, THOMAS BURNS
FR. • RHP • R/R • 6-3 • 210



#17, RYAN CAMPOS
JR. • C • L/R • 5-9 • 180



#18, JACOB TOBIAS
JR. • INF • L/R • 6-1 • 225



#21, JOSIAH CROMWICK
SR. • C • R/R • 6-2 • 200



#22, BEN JACOBS
SO. • LHP • L/L • 6-2 • 190



#24, ISAIAH JACKSON
SO. • OF • L/R • 6-3 • 205



#25, BRADYN BARNES
FR. • LHP • L/L • 6-1 • 200

2024 Sun Devil Baseball

TV/RADIO ROSTER



#27, BRANDON COMPTON
R. FR. • LHP/OF • L/L • 6-1
• 210



#29, ALEC BELARDES
FR. • RHP • R/R • 6-2 • 210



#31, HUNTER OMLID
SR. • RHP • R/R • 6-2 • 200




#32, MARIO DEMERA
SR. • INF • R/R • 6-1 • 195



#35, JOSH BUTLER
FR. • RHP • R/R • 6-6 • 210



#36, WYATT HALVORSON
FR. • RHP • R/R • 6-3 • 215




#38, SEAN FITZPATRICK
SO. • LHP • L/L • 6-0 • 165



#40, JONAH GIBLIN
R. JR. • RHP • R/R • 6-4 • 230




#41, MATT CORNELIUS
JR. • LHP • R/L • 6-0 • 185



#43, RYAN KROEPEL
FR. • INF • L/R • 6-0 • 180



#44, MATT TIEDING
R. SR. • RHP • R/R • 6-3 • 225



#45, BROCK EDDY
FR. • RHP • R/R • 6-3 • 185



#47, ROHAN LETTOW
FR. • RHP • R/R • 6-2 • 180



#49, JADEN ALBA
FR. • RHP • R/R • 6-3 • 210



#50, BRODY BRIGGS
FR. • C • L/R • 6-1 • 195



#51, ADAM BEHRENS
FR. • RHP • L/R • 6-3 • 200



#52, CONNOR MARKL
SR. • LHP • L/L • 6-1 • 200



#54, RYAN SCHIEFER
JR. • RHP • R/R • 6-3 • 175



#30, WILLIE BLOOMQUIST
HEAD COACH



#20, SAM PERAZA
PITCHING COACH

Five-Time NCAA Champions (1965, 1967, 1969, 1977, 1981) | 22 College World Series Appearances | 21 Conference Championships

132 All-Americans | 14 National Players of the Year | 13 College Baseball Hall of Fame Members | 941 Letterwinners

473 Major League Baseball Draft Picks | 117 Major Leaguers | 52 Major League Baseball First-Round Draft Picks

2024 Sun Devil Baseball

Statistics Summary for Arizona State (as of May 15, 2024)

(All games)

Record: 29-24 Home: 18-12 Away: 11-9 Neutral: 0-3 Pac-12: 17-13

Date	Opponent	Score	Player	avg	slug	ob%	g	ab	r	h	2b	3b	hr	rbi	bb	so	sb	cs	e
2/16	SANTA CLARA	w 11-6	Vu, Kien	.419	.806	.503	42	129	46	54	10	2	12	47	18	35	10	1	1
2/17	SANTA CLARA	w 14-13	Compton, Brandon	.351	.661	.420	47	168	39	59	16	0	12	44	19	51	3	1	0
2/18	SANTA CLARA	L 13-14	McLain, Nick	.337	.657	.448	43	166	41	56	15	1	12	51	29	25	5	2	0
2/20	#24 KANSAS STATE	w 9-6	Campos, Ryan	.332	.570	.436	53	214	63	71	21	0	10	51	36	25	4	4	3
2/22	OHIO STATE	L 4-11	Mendoza, Ethan	.320	.464	.371	48	181	32	58	11	3	3	23	11	18	0	2	8
2/23	OHIO STATE	w 14-4	Tobias, Jacob	.311	.589	.401	53	209	44	65	13	0	15	42	27	50	1	3	3
2/24	OHIO STATE	L 4-13	Ondina, Steven	.301	.451	.358	53	173	38	52	4	2	6	24	13	21	8	2	10
2/25	OHIO STATE	w 10-8	Williams, Harris	.293	.463	.394	47	164	34	48	11	1	5	25	22	29	7	3	3
3/1	vs #7 Texas A&M	L 0-4	Jackson, Isaiah	.266	.462	.352	48	158	28	42	7	0	8	28	17	42	3	1	3
3/2	vs #5 TCU	L 9-11	Demera, Mario	.248	.337	.325	34	101	14	25	6	0	1	23	12	18	2	1	6
3/3	vs #7 Texas A&M	L 5-10	-----																
3/5	at UT Arlington	w 6-3	Karstetter, Kevin	.270	.393	.383	30	89	14	24	6	1	1	9	14	24	4	0	1
*3/8	OREGON	w 5-4	Lance, Eamonn	.260	.660	.362	28	50	13	13	2	0	6	16	8	15	0	0	0
*3/9	OREGON	L 4-6	Contrades, Nu'u	.238	.524	.346	5	21	6	5	3	0	1	6	3	4	0	0	3
*3/10	OREGON	L 5-8	Ryan, Jax	.231	.308	.375	17	26	5	6	2	0	0	0	5	11	1	0	2
3/12	NEW MEXICO	L 4-6	Kroepel, Ryan	.167	.333	.167	7	6	0	1	1	0	0	1	0	0	0	0	0
*3/15	at Arizona	w 3-2	Cromwick, Josiah	.143	.214	.172	18	28	1	4	2	0	0	2	0	13	0	0	0
*3/16	at Arizona	w 4-0	Newman, Trey	.111	.111	.238	10	18	3	2	0	0	0	0	3	8	0	0	0
*3/17	at Arizona	L 3-14	Totals	.308	.532	.395	53	1901	421	585	130	10	92	392	237	389	48	20	54
3/19	UTAH VALLEY	w 5-4	Opponents	.287	.485	.393	53	1820	374	522	107	10	78	358	277	518	62	24	65
3/20	UTAH VALLEY	L 5-7																	
*3/22	at Washington State	L 7-8	LOB - Team (419), Opp (439). DPs turned - Team (31), Opp (42). TPs turned - Team																
*3/23	at Washington State	L 2-3	(1). IBB - Team (4), Vu, Kien 2, Campos, Ryan 1, Williams, H. 1, Opp (7). Picked																
*3/24	at Washington State	L 6-8	off - Mendoza, E. 2, Vu, Kien 2, Williams, H. 1, Karstetter 1, Compton, B. 1,																
3/25	at UNLV	w 10-9	McLain, Nick 1.																
*3/28	CALIFORNIA	w 14-8																	
*3/29	CALIFORNIA	w 10-9	Player	era	w-l	app	gs	cg	sh	sv	ip	h	r	er	bb	so	avg	hr	
*3/30	CALIFORNIA	w 9-6	Markl, Connor	4.28	6-3	12	12	0	0	0	61.0	59	34	29	31	58	.258	5	
4/2	GRAND CANYON	w 9-8	Jacobs, Ben	4.45	6-2	18	8	0	0	0	56.2	51	32	28	30	85	.242	13	
*4/5	at #5 Oregon State	L 8-13	-----																
*4/6	at #5 Oregon State	L 1-9	Schiefer, Ryan	3.86	1-3	21	0	0	0	3	39.2	31	20	17	26	44	.220	5	
*4/7	at #5 Oregon State	L 7-9	Giblin, Jonah	4.34	0-0	15	1	0	0	1	29.0	27	16	14	14	35	.243	4	
4/9	at Grand Canyon	L 3-5	Burns, Thomas	4.75	1-1	6	6	0	0	0	30.1	23	16	16	24	39	.213	7	
*4/12	UTAH	L 0-10	Omlid, Hunter	5.82	2-2	19	3	0	0	1	34.0	32	22	22	17	47	.244	10	
*4/13	UTAH	w 8-3	Tieding, Matt	5.92	1-0	20	1	0	0	1	38.0	57	29	25	10	27	.337	2	
*4/14	UTAH	L 5-11	Fitzpatrick, Sean	7.20	2-2	24	0	0	0	0	25.0	33	24	20	11	29	.317	7	
4/16	at Cal State Fullerton	w 3-1	Barnes, Bradyn	7.20	1-1	7	1	0	0	0	5.0	7	5	4	13	10	.333	1	
4/17	at Cal State Fullerton	L 4-14	Carlson, Cole	7.28	3-1	25	2	0	0	2	38.1	49	33	31	25	33	.329	4	
*4/19	at UCLA	w 5-3	Halvorson, Wyatt	7.39	1-4	19	6	0	0	0	35.1	41	31	29	21	50	.299	7	
*4/20	at UCLA	w 8-2	Alba, Jaden	8.53	0-0	8	0	0	0	1	6.1	10	7	6	3	4	.345	0	
*4/21	at UCLA	w 13-1	Behrens, Adam	9.43	2-3	11	6	0	0	0	27.2	45	32	29	13	17	.372	6	
*4/26	USC	w 12-1	Cornelius, Matt	10.80	3-0	12	1	0	0	0	11.2	15	15	14	10	14	.294	1	
*4/27	USC	w 17-2	Meyer, Tyler	17.65	0-2	8	6	0	0	0	17.1	29	39	34	19	22	.372	2	
*4/28	USC	L 6-11	Fryman, Bennett	18.00	0-0	2	0	0	0	0	1.0	1	2	2	3	0	.250	1	
4/30	UC SAN DIEGO	w 15-5	Butler, Josh	23.62	0-0	4	0	0	0	0	2.2	6	8	7	3	2	.429	1	
5/1	UC SAN DIEGO	w 19-8	Eddy, Brok	32.40	0-0	2	0	0	0	0	1.2	5	6	6	2	2	.500	2	
*5/3	WASHINGTON	w 11-7	Lettow, Rohan	81.00	0-0	1	0	0	0	0	0.1	1	3	3	2	0	.500	0	
*5/4	WASHINGTON	L 9-14	Totals	6.56	29-24	53	53	0	1	9	461.0	522	374	336	277	518	.287	78	
*5/5	WASHINGTON	w 21-18	Opponents	7.43	24-29	53	53	2	2	13	455.1	585	421	376	237	389	.308	92	
5/7	#17 ARIZONA	L 3-5																	
*5/10	at Stanford	w 13-1	PB - Team (7), Campos, Ryan 5, Newman, Trey 2, Opp (3). Pickoffs - Team (7),																
*5/11	at Stanford	w 10-1	Schiefer, R. 2, Cornelius, M 1, Markl, C. 1, Behrens, A. 1, Halvorson, W 1,																
*5/12	at Stanford	w 16-7	Carlson, Cole 1, Opp (8). SBA/ATT - Campos, Ryan (48-67), Schiefer, R. (9-12),																
			Carlson, Cole (9-11), Newman, Trey (11-11), Halvorson, W (6-8), Jacobs, Ben (2-8),																
			Markl, C. (6-8), Behrens, A. (4-6), Meyer, Tyler (5-6), Tieding, M. (5-5), Giblin,																
			J. (3-5), Burns, T. (2-5), Barnes, B. (4-4), Omlid, H. (3-3), Fitzpatrick (1-2),																
			Cornelius, M (2-2), Cromwick, J. (0-1), Alba, Jaden (1-1).																

* = Conference game

Score by innings	1	2	3	4	5	6	7	8	9	EX	Total
Arizona State	65	36	61	47	51	38	45	41	31	6	421
Opponents	51	44	35	37	56	44	35	33	37	2	374

Win-loss breakouts: Day 9-12; Night 20-12; vs Left 9-9; vs Right 20-15;
 1-run games 7-3; 2-run games 3-8; 5+run games 13-11; Extra inns 1-0; Shutouts 1-2.
 Current streak: Won 3; Longest winning streak: 5; Longest losing streak: 5.
 Attendance: Home 87210 (avg 2907); Away 67329 (avg 2927); Total 154539 (avg 2915).

2024 Sun Devil Baseball
Overall Statistics for Arizona State (as of May 15, 2024)
(All games Sorted by Batting avg)

Record: 29-24 Home: 18-12 Away: 11-9 Neutral: 0-3 Pac-12: 17-13

Player	avg	gp-gs	ab	r	h	2b	3b	hr	rbi	tb	slg%	bb	hp	so	gdp	ob%	sf	sh	sb-att	po	a	e	fld%
11 Vu, Kien	.419	42-30	129	46	54	10	2	12	47	104	.806	18	4	35	1	.503	0	0	10-11	60	2	1	.984
27 Compton, Brandon	.351	47-40	168	39	59	16	0	12	44	111	.661	19	1	51	2	.420	0	0	3-4	12	0	0	1.000
3 McLain, Nick	.337	43-42	166	41	56	15	1	12	51	109	.657	29	6	25	2	.448	2	0	5-7	81	5	0	1.000
17 Campos, Ryan	.332	53-53	214	63	71	21	0	10	51	122	.570	36	5	25	4	.436	2	0	4-8	466	39	3	.994
2 Mendoza, Ethan	.320	48-44	181	32	58	11	3	3	23	84	.464	11	4	18	4	.371	1	1	0-2	60	79	8	.946
18 Tobias, Jacob	.311	53-51	209	44	65	13	0	15	42	123	.589	27	5	50	4	.401	1	0	1-4	325	35	3	.992
8 Ondina, Steven	.301	53-47	173	38	52	4	2	6	24	78	.451	13	3	21	3	.358	1	2	8-10	59	103	10	.942
12 Williams, Harris	.293	47-39	164	34	48	11	1	5	25	76	.463	22	6	29	3	.394	1	1	7-10	62	1	3	.955
24 Jackson, Isaiah	.266	48-40	158	28	42	7	0	8	28	73	.462	17	5	42	3	.352	2	0	3-4	98	2	3	.971
32 Demera, Mario	.248	34-30	101	14	25	6	0	1	23	34	.337	12	1	18	1	.325	3	3	2-3	20	44	6	.914

9 Karstetter, Kevin	.270	30-25	89	14	24	6	1	1	9	35	.393	14	3	24	0	.383	1	0	4-4	20	37	1	.983
7 Lance, Eamonn	.260	28-9	50	13	13	2	0	6	16	33	.660	8	0	15	1	.362	0	0	0-0	8	1	0	1.000
6 Contrades, Nu'u	.238	5-5	21	6	5	3	0	1	6	11	.524	3	1	4	2	.346	1	0	0-0	2	8	3	.769
4 Ryan, Jax	.231	17-9	26	5	6	2	0	0	0	8	.308	5	1	11	0	.375	0	0	1-1	9	17	2	.929
43 Kroepel, Ryan	.167	7-1	6	0	1	1	0	0	1	2	.333	0	0	0	0	.167	0	0	0-0	1	6	0	1.000
21 Cromwick, Josiah	.143	18-6	28	1	4	2	0	0	2	6	.214	0	1	13	0	.172	0	0	0-0	13	1	0	1.000
5 Newman, Trey	.111	10-6	18	3	2	0	0	0	0	2	.111	3	0	8	0	.238	0	0	0-0	61	2	0	1.000
Totals	.308	53	1901	421	585	130	10	92	392	1011	.532	237	46	389	30	.395	15	7	48-68	1383	428	54	.971
Opponents	.287	53	1820	374	522	107	10	78	358	883	.485	277	56	518	24	.393	25	18	62-86	1366	523	65	.967

LOB - Team (419), Opp (439). DPs turned - Team (31), Opp (42). TPs turned - Team (1). IBB - Team (4), Vu, Kien 2, Campos, Ryan 1, Williams, H. 1, Opp (7). Picked off - Mendoza, E. 2, Vu, Kien 2, Williams, H. 1, Karstetter 1, Compton, B. 1, McLain, Nick 1.

(All games Sorted by Earned run avg)

Player	era	w-l	app	gs	cg	sho	sv	ip	h	r	er	bb	so	2b	3b	hr	b/avg	wp	hp	bk	sfa	sha
52 Markl, Connor	4.28	6-3	12	12	0	0/1	0	61.0	59	34	29	31	58	9	0	5	.258	4	8	1	2	1
22 Jacobs, Ben	4.45	6-2	18	8	0	0/0	0	56.2	51	32	28	30	85	10	2	13	.242	2	2	1	1	3

54 Schiefer, Ryan	3.86	1-3	21	0	0	0/1	3	39.2	31	20	17	26	44	2	1	5	.220	4	8	0	1	1
40 Giblin, Jonah	4.34	0-0	15	1	0	0/0	1	29.0	27	16	14	14	35	5	0	4	.243	2	3	0	0	1
15 Burns, Thomas	4.75	1-1	6	6	0	0/0	0	30.1	23	16	16	24	39	4	0	7	.213	2	3	1	2	0
31 Omlid, Hunter	5.82	2-2	19	3	0	0/0	1	34.0	32	22	22	17	47	6	2	10	.244	0	3	0	0	1
44 Tieding, Matt	5.92	1-0	20	1	0	0/0	1	38.0	57	29	25	10	27	15	2	2	.337	0	4	0	4	1
38 Fitzpatrick, Sean	7.20	2-2	24	0	0	0/0	0	25.0	33	24	20	11	29	8	0	7	.317	1	3	1	1	3
25 Barnes, Bradyn	7.20	1-1	7	1	0	0/0	0	5.0	7	5	4	13	10	2	0	1	.333	5	0	1	0	0
14 Carlon, Cole	7.28	3-1	25	2	0	0/0	2	38.1	49	33	31	25	33	8	1	4	.329	6	4	1	4	3
36 Halvorson, Wyatt	7.39	1-4	19	6	0	0/0	0	35.1	41	31	29	21	50	8	2	7	.299	3	3	0	4	0
49 Alba, Jaden	8.53	0-0	8	0	0	0/0	1	6.1	10	7	6	3	4	3	0	0	.345	0	1	0	1	0
51 Behrens, Adam	9.43	2-3	11	6	0	0/0	0	27.2	45	32	29	13	17	12	0	6	.372	1	1	0	5	1
41 Cornelius, Matt	10.80	3-0	12	1	0	0/0	0	11.2	15	15	14	10	14	3	0	1	.294	3	1	0	0	1
13 Meyer, Tyler	17.65	0-2	8	6	0	0/0	0	17.1	29	39	34	19	22	9	0	2	.372	3	8	0	0	2
10 Fryman, Bennett	18.00	0-0	2	0	0	0/0	0	1.0	1	2	2	3	0	0	0	1	.250	1	1	0	0	0
35 Butler, Josh	23.62	0-0	4	0	0	0/0	0	2.2	6	8	7	3	2	2	0	1	.429	2	2	0	0	0
45 Eddy, Brok	32.40	0-0	2	0	0	0/0	0	1.2	5	6	6	2	2	0	0	2	.500	0	1	0	0	0
47 Lettow, Rohan	81.00	0-0	1	0	0	0/0	0	0.1	1	3	3	2	0	1	0	0	.500	1	0	0	0	0
Totals	6.56	29-24	53	53	0	1/1	9	461.0	522	374	336	277	518	107	10	78	.287	40	56	6	25	18
Opponents	7.43	24-29	53	53	2	2/1	13	455.1	585	421	376	237	389	130	10	92	.308	52	46	5	15	7

PB - Team (7), Campos, Ryan 5, Newman, Trey 2, Opp (3). Pickoffs - Team (7), Schiefer, R. 2, Cornelius, M 1, Markl, C. 1, Behrens, A. 1, Halvorson, W 1, Carlon, Cole 1, Opp (8). SBA/ATT - Campos, Ryan (48-67), Schiefer, R. (9-12), Carlon, Cole (9-11), Newman, Trey (11-11), Halvorson, W (6-8), Jacobs, Ben (2-8), Markl, C. (6-8), Behrens, A. (4-6), Meyer, Tyler (5-6), Tieding, M. (5-5), Giblin, J. (3-5), Burns, T. (2-5), Barnes, B. (4-4), Omlid, H. (3-3), Fitzpatrick (1-2), Cornelius, M (2-2), Cromwick, J. (0-1), Alba, Jaden (1-1).

2024 Sun Devil Baseball
Overall Statistics for Arizona State (as of May 15, 2024)
(All games Sorted by Fielding pct)

Player	c	po	a	e	fld%	dp	sba	csb	sba%	pb	ci
3 McLain, Nick	86	81	5	0	1.000	2	0	0	---	0	0
5 Newman, Trey	63	61	2	0	1.000	0	11	0	1.000	2	0
21 Cromwick, Josiah	14	13	1	0	1.000	0	0	1	.000	0	0
27 Compton, Brandon	12	12	0	0	1.000	0	0	0	---	0	0
7 Lance, Eamonn	9	8	1	0	1.000	0	0	0	---	0	0
51 Behrens, Adam	8	4	4	0	1.000	0	4	2	.667	0	0
43 Kroepel, Ryan	7	1	6	0	1.000	0	0	0	---	0	0
14 Carlon, Cole	7	3	4	0	1.000	0	9	2	.818	0	0
13 Meyer, Tyler	5	2	3	0	1.000	1	5	1	.833	0	0
44 Tieding, Matt	4	2	2	0	1.000	0	5	0	1.000	0	0
41 Cornelius, Matt	3	1	2	0	1.000	0	2	0	1.000	0	0
35 Butler, Josh	1	0	1	0	1.000	0	0	0	---	0	0
25 Barnes, Bradyn	1	0	1	0	1.000	0	4	0	1.000	0	0
17 Campos, Ryan	508	466	39	3	.994	5	48	19	.716	5	0
18 Tobias, Jacob	363	325	35	3	.992	26	0	0	---	0	0
11 Vu, Kien	63	60	2	1	.984	1	0	0	---	0	0
9 Karstetter, Kevin	58	20	37	1	.983	8	0	0	---	0	0
24 Jackson, Isaiah	103	98	2	3	.971	0	0	0	---	0	0
12 Williams, Harris	66	62	1	3	.955	0	0	0	---	0	0
2 Mendoza, Ethan	147	60	79	8	.946	17	0	0	---	0	0
8 Ondina, Steven	172	59	103	10	.942	20	0	0	---	0	0
4 Ryan, Jax	28	9	17	2	.929	2	0	0	---	0	0
32 Demera, Mario	70	20	44	6	.914	3	0	0	---	0	0
38 Fitzpatrick, Sean	10	3	6	1	.900	0	1	1	.500	0	0
54 Schiefer, Ryan	8	0	7	1	.875	0	9	3	.750	0	0
52 Markl, Connor	12	3	7	2	.833	0	6	2	.750	0	0
15 Burns, Thomas	5	2	2	1	.800	0	2	3	.400	0	0
6 Contrades, Nu'u	13	2	8	3	.769	0	0	0	---	0	0
31 Omlid, Hunter	7	4	1	2	.714	0	3	0	1.000	0	0
22 Jacobs, Ben	6	0	4	2	.667	0	2	6	.250	0	0
40 Giblin, Jonah	3	1	1	1	.667	0	3	2	.600	0	0
36 Halvorson, Wyatt	3	1	1	1	.667	0	6	2	.750	0	0
49 Alba, Jaden	0	0	0	0	.000	0	1	0	1.000	0	0
45 Eddy, Brok	0	0	0	0	.000	0	0	0	---	0	0
47 Lettow, Rohan	0	0	0	0	.000	0	0	0	---	0	0
10 Fryman, Bennett	0	0	0	0	.000	0	0	0	---	0	0
Totals	1865	1383	428	54	.971	31	62	24	.721	7	0
Opponents	1954	1366	523	65	.967	42	48	20	.706	3	0

Hitting minimums - 1 Games 2.2 TPA/Game
Pitching minimums - 1 Games 0.9 IP/Game

2024 Sun Devil Baseball
Game Results for Arizona State (as of May 15, 2024)
(All games)

Date	Opponent	Score	Inns	Overall	Pac-12	Pitcher of record	Attend	Time
Feb 16, 2024	SANTA CLARA	w 11-6	9	1-0-0	0-0-0	Burns, T. (W 1-0)	3101	2:20
Feb 17, 2024	SANTA CLARA	w 14-13	9	2-0-0	0-0-0	Behrens, A. (W 1-0)	3004	3:00
Feb 18, 2024	SANTA CLARA	L 13-14	9	2-1-0	0-0-0	Omlid, H. (L 0-1)	2885	3:25
Feb 20, 2024	#24 KANSAS STATE	w 9-6	9	3-1-0	0-0-0	Cornelius, M (W 1-0)	2662	3:03
Feb 22, 2024	OHIO STATE	L 4-11	9	3-2-0	0-0-0	Jacobs, Ben (L 0-1)	2630	2:35
Feb 23, 2024	OHIO STATE	w 14-4	9	4-2-0	0-0-0	Cornelius, M (W 2-0)	3098	3:08
Feb 24, 2024	OHIO STATE	L 4-13	9	4-3-0	0-0-0	Omlid, H. (L 0-2)	2765	2:45
Feb 25, 2024	OHIO STATE	w 10-8	8	5-3-0	0-0-0	Behrens, A. (W 2-0)	2818	2:55
Mar 01, 2024	vs #7 Texas A&M	L 0-4	9	5-4-0	0-0-0	Burns, T. (L 1-1)	7273	2:41
Mar 02, 2024	vs #5 TCU	L 9-11	9	5-5-0	0-0-0	Behrens, A. (L 2-1)	10547	3:32
Mar 03, 2024	vs #7 Texas A&M	L 5-10	9	5-6-0	0-0-0	Meyer, Tyler (L 0-1)	6516	3:20
Mar 05, 2024	at UT Arlington	w 6-3	9	6-6-0	0-0-0	Omlid, H. (W 1-2)	748	2:26
* Mar 08, 2024	OREGON	w 5-4	9	7-6-0	1-0-0	Carlson, Cole (W 1-0)	3546	3:00
* Mar 09, 2024	OREGON	L 4-6	9	7-7-0	1-1-0	Carlson, Cole (L 1-1)	4271	3:05
* Mar 10, 2024	OREGON	L 5-8	9	7-8-0	1-2-0	Meyer, Tyler (L 0-2)	3251	3:04
Mar 12, 2024	NEW MEXICO	L 4-6	9	7-9-0	1-2-0	Fitzpatrick (L 0-1)	2691	3:00
* Mar 15, 2024	at Arizona	w 3-2	9	8-9-0	2-2-0	Jacobs, Ben (W 1-1)	4551	2:26
* Mar 16, 2024	at Arizona	w 4-0	9	9-9-0	3-2-0	Markl, C. (W 1-0)	5410	2:39
* Mar 17, 2024	at Arizona	L 3-14	9	9-10-0	3-3-0	Behrens, A. (L 2-2)	4369	3:31
Mar 19, 2024	UTAH VALLEY	w 5-4	9	10-10-0	3-3-0	Omlid, H. (W 2-2)	3100	2:48
Mar 20, 2024	UTAH VALLEY	L 5-7	9	10-11-0	3-3-0	Halvorson, W (L 0-1)	2695	3:05
* Mar 22, 2024	at Washington State	L 7-8	9	10-12-0	3-4-0	Schiefer, R. (L 0-1)	991	3:09
* Mar 23, 2024	at Washington State	L 2-3	9	10-13-0	3-5-0	Markl, C. (L 1-1)	846	2:21
* Mar 24, 2024	at Washington State	L 6-8	9	10-14-0	3-6-0	Halvorson, W (L 0-2)	757	2:57
Mar 25, 2024	at UNLV	w 10-9	9	11-14-0	3-6-0	Jacobs, Ben (W 2-1)	1442	2:56
* Mar 28, 2024	CALIFORNIA	w 14-8	9	12-14-0	4-6-0	Tieding, M. (W 1-0)	3348	2:55
* Mar 29, 2024	CALIFORNIA	w 10-9	9	13-14-0	5-6-0	Carlson, Cole (W 2-1)	3567	3:05
* Mar 30, 2024	CALIFORNIA	w 9-6	9	14-14-0	6-6-0	Markl, C. (W 2-1)	2989	2:50
Apr 02, 2024	GRAND CANYON	w 9-8	9	15-14-0	6-6-0	Jacobs, Ben (W 3-1)	3400	3:35
* Apr 05, 2024	at #5 Oregon State	L 8-13	9	15-15-0	6-7-0	Barnes, B. (L 0-1)	3597	3:35
* Apr 06, 2024	at #5 Oregon State	L 1-9	9	15-16-0	6-8-0	Markl, C. (L 2-2)	3899	2:20
* Apr 07, 2024	at #5 Oregon State	L 7-9	9	15-17-0	6-9-0	Schiefer, R. (L 0-2)	3696	3:07
Apr 09, 2024	at Grand Canyon	L 3-5	9	15-18-0	6-9-0	Fitzpatrick (L 0-2)	3014	2:27
* Apr 12, 2024	UTAH	L 0-10	9	15-19-0	6-10-0	Jacobs, Ben (L 3-2)	3280	2:50
* Apr 13, 2024	UTAH	w 8-3	9	16-19-0	7-10-0	Markl, C. (W 3-2)	2643	2:35
* Apr 14, 2024	UTAH	L 5-11	9	16-20-0	7-11-0	Schiefer, R. (L 0-3)	2663	3:15
Apr 16, 2024	at Cal State Fullerton	w 3-1	9	17-20-0	7-11-0	Halvorson, W (W 1-2)	663	2:29
Apr 17, 2024	at Cal State Fullerton	L 4-14	7	17-21-0	7-11-0	Behrens, A. (L 2-3)	875	3:00
* Apr 19, 2024	at UCLA	w 5-3	9	18-21-0	8-11-0	Jacobs, Ben (W 4-2)	649	3:07
* Apr 20, 2024	at UCLA	w 8-2	9	19-21-0	9-11-0	Markl, C. (W 4-2)	779	2:50
* Apr 21, 2024	at UCLA	w 13-1	9	20-21-0	10-11-0	Carlson, Cole (W 3-1)	1205	3:02
* Apr 26, 2024	USC	w 12-1	9	21-21-0	11-11-0	Jacobs, Ben (W 5-2)	2720	2:45
* Apr 27, 2024	USC	w 17-2	9	22-21-0	12-11-0	Markl, C. (W 5-2)	3356	2:50
* Apr 28, 2024	USC	L 6-11	9	22-22-0	12-12-0	Halvorson, W (L 1-3)	2585	3:20
Apr 30, 2024	UC SAN DIEGO	w 15-5	7	23-22-0	12-12-0	Cornelius, M (W 3-0)	2058	2:40
May 01, 2024	UC SAN DIEGO	w 19-8	7	24-22-0	12-12-0	Barnes, B. (W 1-1)	1970	2:20
* May 03, 2024	WASHINGTON	w 11-7	(10)	25-22-0	13-12-0	Fitzpatrick (W 1-2)	2254	3:20
* May 04, 2024	WASHINGTON	L 9-14	9	25-23-0	13-13-0	Markl, C. (L 5-3)	2317	2:55
* May 05, 2024	WASHINGTON	w 21-18	9	26-23-0	14-13-0	Schiefer, R. (W 1-3)	2067	3:50
May 07, 2024	#17 ARIZONA	L 3-5	9	26-24-0	14-13-0	Halvorson, W (L 1-4)	3476	2:50
* May 10, 2024	at Stanford	w 13-1	9	27-24-0	15-13-0	Jacobs, Ben (W 6-2)	1898	3:23
* May 11, 2024	at Stanford	w 10-1	9	28-24-0	16-13-0	Markl, C. (W 6-3)	1786	2:51
* May 12, 2024	at Stanford	w 16-7	9	29-24-0	17-13-0	Fitzpatrick (W 2-2)	1818	3:20

* = Conference game

() extra inning game

2024 Sun Devil Baseball
Games Summary for Arizona State (as of May 15, 2024)
(All games)

Score by innings	1	2	3	4	5	6	7	8	9	EX	Total
Arizona State	65	36	61	47	51	38	45	41	31	6	421
Opponents	51	44	35	37	56	44	35	33	37	2	374

Record when ...

Overall	29-24	After 6 leading	25-2
Conference	17-13 trailing	2-21
Non-Conference	12-11 tied	2-1
Home games	18-12	After 7 leading	23-2
Away games	11-9 trailing	3-19
Neutral site	0-3 tied	1-2
Day games	9-12	After 8 leading	22-1
Night games	20-12 trailing	3-21
vs Left starter	9-9 tied	1-1
vs Right starter	20-15		
1-Run games	7-3	Hit 0 home runs	4-9
2-Run games	3-8	... 1 home run	7-9
5+Run games	13-11	... 2+ home runs	18-6
Extra innings	1-0		
Shutouts	1-2	Opponent 0 home runs	11-2
	 1 home run	10-6
	 2+ HRs	8-16
Scoring 0-2 runs	0-4		
..... 3-5 runs	6-12		
..... 6-9 runs	6-7	Made 0 errors	13-6
..... 10+ runs	17-1 1 error	11-10
	 2+ errors	5-8
Opponent 0-2 runs	9-0		
..... 3-5 runs	7-4	Opp. made 0 errors	7-11
..... 6-9 runs	11-8 1 error	9-8
..... 10+ runs	2-12 2+ errors	13-5
Scored in 1st inning	17-7	Out-hit opponent	21-7
Opp. scored in 1st	12-14	Out-hit by opponent	6-17
Scores first	17-6	Hits are tied	2-0
Opp. scores first	12-18		

Record when team scores:

Runs	0	1	2	3	4	5	6	7	8	9	10+
W-L	0-2	0-1	0-1	2-3	1-5	3-4	1-2	0-2	2-1	3-2	17-1

Record when opponent scores:

Runs	0	1	2	3	4	5	6	7	8	9	10+
W-L	1-0	5-0	3-0	3-1	3-1	1-2	3-2	2-1	4-3	2-2	2-12

Record when leading after:

Inn.	1	2	3	4	5	6	7	8
W-L	14-6	16-7	22-8	23-5	22-3	25-2	23-2	22-1

Record when trailing after:

Inn.	1	2	3	4	5	6	7	8
W-L	7-12	10-14	5-14	5-15	3-18	2-21	3-19	3-21

Record when tied after:

Inn.	1	2	3	4	5	6	7	8
W-L	8-6	3-3	2-2	1-4	4-3	2-1	1-2	1-1

Current winning streak: 3
Longest winning streak: 5
Longest losing streak: 5

Home attendance : 87210 (30 dates avg = 2907)
Away attendance : 67329 (23 dates avg = 2927)
Total attendance: 154539 (53 dates avg = 2915)

2024 Sun Devil Baseball
Miscellaneous Stats for Arizona State (as of May 15, 2024)
(All games)

Multiple Hit Games	2	3	4	5+	Total
17 Campos, Ryan	17	4	-	1	22
11 Vu, Kien	13	5	-	-	18
27 Compton, Brandon	10	8	-	-	18
18 Tobias, Jacob	13	2	1	1	17
3 McLain, Nick	9	5	1	1	16
2 Mendoza, Ethan	8	3	3	1	15
8 Ondina, Steven	11	3	1	-	15
12 Williams, Harris	9	3	1	-	13
24 Jackson, Isaiah	10	2	1	-	13
9 Karstetter, Kevin	5	2	-	-	7
32 Demera, Mario	4	2	-	-	6
7 Lance, Eamonn	2	-	-	-	2
6 Contrades, Nu'u	1	-	-	-	1
4 Ryan, Jax	1	-	-	-	1
TEAM	113	39	8	4	164

Multiple RBI Games	2	3	4	5+	Total
3 McLain, Nick	8	3	3	1	15
11 Vu, Kien	9	3	1	1	14
27 Compton, Brandon	4	4	3	1	12
17 Campos, Ryan	6	4	1	1	12
18 Tobias, Jacob	5	2	2	1	10
8 Ondina, Steven	2	4	-	-	6
12 Williams, Harris	5	-	1	-	6
32 Demera, Mario	4	1	1	-	6
2 Mendoza, Ethan	3	2	-	-	5
24 Jackson, Isaiah	1	3	-	1	5
7 Lance, Eamonn	2	2	-	-	4
6 Contrades, Nu'u	-	-	1	-	1
9 Karstetter, Kevin	1	-	-	-	1
21 Cromwick, Josiah	1	-	-	-	1
TEAM	51	28	13	6	98

Hitting Streaks	Longest	Current
11 Vu, Kien	15	3
3 McLain, Nick	15	15
2 Mendoza, Ethan	13	13
27 Compton, Brandon	9	9
18 Tobias, Jacob	9	6
17 Campos, Ryan	9	7
8 Ondina, Steven	7	2
32 Demera, Mario	5	-
12 Williams, Harris	5	5
24 Jackson, Isaiah	4	-
9 Karstetter, Kevin	4	2
7 Lance, Eamonn	3	-
6 Contrades, Nu'u	2	2
4 Ryan, Jax	1	-
5 Newman, Trey	1	1
21 Cromwick, Josiah	1	-
43 Kroepel, Ryan	1	1

Reached Base Streaks	Longest	Current
17 Campos, Ryan	30	22
18 Tobias, Jacob	19	19
3 McLain, Nick	17	17
11 Vu, Kien	17	3
2 Mendoza, Ethan	14	14
8 Ondina, Steven	12	3
12 Williams, Harris	11	5
27 Compton, Brandon	9	9
9 Karstetter, Kevin	8	2
7 Lance, Eamonn	7	-
32 Demera, Mario	6	-
6 Contrades, Nu'u	5	5
24 Jackson, Isaiah	5	-
4 Ryan, Jax	3	-
21 Cromwick, Josiah	2	-
5 Newman, Trey	1	1
43 Kroepel, Ryan	1	1

2024 Sun Devil Baseball
Miscellaneous Stats for Arizona State (as of May 15, 2024)
(All games)

Starting Lineup By Position
(Team W-L record when starter)

PITCHER:		
52 Markl, Connor	12	(7-5)
22 Jacobs, Ben	8	(5-3)
13 Meyer, Tyler	6	(3-3)
51 Behrens, Adam	6	(3-3)
36 Halvorson, Wyatt	6	(1-5)
15 Burns, Thomas	6	(4-2)
31 Omlid, Hunter	3	(3-0)
14 Carlon, Cole	2	(1-1)
41 Cornelius, Matt	1	(1-0)
40 Giblin, Jonah	1	(1-0)
25 Barnes, Bradyn	1	(0-1)
44 Tieding, Matt	1	(0-1)
CATCHER:		
17 Campos, Ryan	47	(25-22)
5 Newman, Trey	6	(4-2)
FIRST BASE:		
18 Tobias, Jacob	50	(27-23)
11 Vu, Kien	2	(1-1)
7 Lance, Eamonn	1	(1-0)
SECOND BASE:		
2 Mendoza, Ethan	43	(21-22)
9 Karstetter, Kevin	9	(7-2)
43 Kroepel, Ryan	1	(1-0)
THIRD BASE:		
32 Demera, Mario	29	(17-12)
9 Karstetter, Kevin	14	(6-8)
6 Contrades, Nu'u	5	(4-1)
4 Ryan, Jax	4	(1-3)
18 Tobias, Jacob	1	(1-0)
SHORTSTOP:		
8 Ondina, Steven	47	(26-21)
4 Ryan, Jax	5	(2-3)
2 Mendoza, Ethan	1	(1-0)
LEFT FIELD:		
12 Williams, Harris	33	(17-16)
11 Vu, Kien	11	(8-3)
27 Compton, Brandon	7	(2-5)
17 Campos, Ryan	2	(2-0)
CENTER FIELD:		
24 Jackson, Isaiah	40	(21-19)
11 Vu, Kien	12	(8-4)
3 McLain, Nick	1	(0-1)
RIGHT FIELD:		
3 McLain, Nick	41	(24-17)
11 Vu, Kien	5	(3-2)
12 Williams, Harris	4	(1-3)
21 Cromwick, Josiah	3	(1-2)
DESIGNATED HITTER:		
27 Compton, Brandon	33	(18-15)
7 Lance, Eamonn	8	(4-4)
17 Campos, Ryan	4	(2-2)
21 Cromwick, Josiah	3	(2-1)
12 Williams, Harris	2	(2-0)
9 Karstetter, Kevin	2	(1-1)
32 Demera, Mario	1	(0-1)

Starting Lineup By Lineup Spot
(Team W-L record when starter)

LEADOFF:		
12 Williams, Harris	31	(14-17)
17 Campos, Ryan	22	(15-7)
2ND SPOT:		
11 Vu, Kien	19	(12-7)
17 Campos, Ryan	11	(6-5)
3 McLain, Nick	8	(3-5)
2 Mendoza, Ethan	7	(3-4)
6 Contrades, Nu'u	5	(4-1)
27 Compton, Brandon	3	(1-2)
3RD SPOT:		
3 McLain, Nick	30	(20-10)
17 Campos, Ryan	19	(8-11)
18 Tobias, Jacob	4	(1-3)
CLEANUP:		
18 Tobias, Jacob	44	(27-17)
7 Lance, Eamonn	5	(1-4)
9 Karstetter, Kevin	2	(1-1)
11 Vu, Kien	1	(0-1)
27 Compton, Brandon	1	(0-1)
5TH SPOT:		
27 Compton, Brandon	15	(10-5)
9 Karstetter, Kevin	11	(5-6)
2 Mendoza, Ethan	9	(4-5)
12 Williams, Harris	5	(3-2)
3 McLain, Nick	4	(1-3)
7 Lance, Eamonn	3	(3-0)
11 Vu, Kien	2	(2-0)
18 Tobias, Jacob	2	(0-2)
21 Cromwick, Josiah	1	(1-0)
17 Campos, Ryan	1	(0-1)
6TH SPOT:		
2 Mendoza, Ethan	20	(13-7)
24 Jackson, Isaiah	15	(8-7)
27 Compton, Brandon	10	(2-8)
9 Karstetter, Kevin	4	(3-1)
32 Demera, Mario	1	(1-0)
21 Cromwick, Josiah	1	(1-0)
18 Tobias, Jacob	1	(0-1)
7 Lance, Eamonn	1	(1-0)
7TH SPOT:		
24 Jackson, Isaiah	22	(12-10)
27 Compton, Brandon	7	(5-2)
2 Mendoza, Ethan	6	(2-4)
9 Karstetter, Kevin	5	(3-2)
12 Williams, Harris	3	(3-0)
32 Demera, Mario	3	(2-1)
11 Vu, Kien	3	(2-1)
21 Cromwick, Josiah	3	(0-3)
8 Ondina, Steven	1	(0-1)
8TH SPOT:		
32 Demera, Mario	26	(14-12)
5 Newman, Trey	6	(4-2)
8 Ondina, Steven	4	(3-1)
27 Compton, Brandon	4	(2-2)
24 Jackson, Isaiah	3	(1-2)
9 Karstetter, Kevin	3	(2-1)
11 Vu, Kien	2	(1-1)
2 Mendoza, Ethan	2	(0-2)
43 Kroepel, Ryan	1	(1-0)
21 Cromwick, Josiah	1	(1-0)
4 Ryan, Jax	1	(0-1)
9TH SPOT:		
8 Ondina, Steven	42	(23-19)
4 Ryan, Jax	8	(3-5)

STARTERS SUMMARY

[illegible]

2024 Sun Devil Baseball
Season Game Highs for Arizona State (as of May 15, 2024)
(All games)

TEAM GAME HIGHS

Batting

At bats:	44	-	at UCLA (Apr 20, 2024)
	44	-	vs Washington (May 05, 2024)
	44	-	at Stanford (May 12, 2024)
Runs scored:	21	-	vs Washington (May 05, 2024)
Hits:	23	-	vs Washington (May 05, 2024)
RBI's:	20	-	vs Washington (May 05, 2024)
Doubles:	8	-	vs Santa Clara (Feb 16, 2024)
triples:	2	-	vs Ohio State (Feb 23, 2024)
	2	-	vs Washington (May 03, 2024)
Home runs:	5	-	vs UC San Diego (May 01, 2024)
	5	-	at Stanford (May 12, 2024)
Total bases:	39	-	vs UC San Diego (May 01, 2024)
	39	-	vs Washington (May 05, 2024)
	39	-	at Stanford (May 12, 2024)
Walks:	12	-	vs California (Mar 29, 2024)
Strikeouts:	14	-	vs Kansas State (Feb 20, 2024)
Sac hits:	1	-	(7 times)
Sac flies:	2	-	at UCLA (Apr 21, 2024)
Stolen bases:	4	-	vs Kansas State (Feb 20, 2024)
	4	-	at Stanford (May 10, 2024)
Hit by pitch:	3	-	(4 times)
Caught stealing:	2	-	vs Washington (May 05, 2024)
	2	-	at Stanford (May 11, 2024)
Runners LOB:	13	-	vs Ohio State (Feb 25, 2024)
	13	-	at Washington State (Mar 22, 2024)
Hit into DP:	3	-	vs Ohio State (Feb 24, 2024)
	3	-	at Stanford (May 11, 2024)

Fielding

Putouts:	30	-	vs Washington (May 03, 2024)
Assists:	13	-	vs Kansas State (Feb 20, 2024)
	13	-	vs USC (Apr 27, 2024)
	13	-	vs UC San Diego (Apr 30, 2024)
Errors:	3	-	(7 times)
Passed balls:	2	-	vs Oregon (Mar 09, 2024)
DPS turned:	4	-	vs Utah (Apr 13, 2024)

Pitching

Innings pitched:	10.0	-	vs Washington (May 03, 2024)
Runs allowed:	18	-	vs Washington (May 05, 2024)
Earned runs:	18	-	vs Washington (May 05, 2024)
Walks allowed:	12	-	vs Kansas State (Feb 20, 2024)
Strikeouts:	17	-	vs Ohio State (Feb 23, 2024)
	17	-	at Cal State Fullerton (Apr 16, 2024)
Hits allowed:	22	-	vs Washington (May 05, 2024)
Doubles allowed:	8	-	vs Santa Clara (Feb 17, 2024)
triples allowed:	2	-	at Arizona (Mar 17, 2024)
	2	-	vs Washington (May 05, 2024)

Homers allowed:	5	-	vs Ohio State (Feb 24, 2024)
Wild pitches:	4	-	vs Santa Clara (Feb 18, 2024)
Hit batters:	3	-	vs Santa Clara (Feb 16, 2024)
	3	-	vs Ohio State (Feb 22, 2024)
	3	-	vs UC San Diego (Apr 30, 2024)

2024 Sun Devil Baseball
Season Game Highs for Arizona State (as of May 15, 2024)
(All games)

INDIVIDUAL GAME HIGHS

Batting

At bats:	6	-	(10 times)
Runs scored:	5	-	Campos, Ryan vs USC (Apr 27, 2024)
	5	-	Mendoza, Ethan vs Washington (May 05, 2024)
Hits:	5	-	(4 times)
RBIs:	6	-	Jackson, Isaiah vs Santa Clara (Feb 17, 2024)
	6	-	Vu, Kien vs USC (Apr 27, 2024)
	6	-	Tobias, Jacob at Stanford (May 12, 2024)
Doubles:	2	-	(12 times)
Triples:	1	-	(10 times)
Home runs:	2	-	(8 times)
Total bases:	11	-	Vu, Kien vs USC (Apr 27, 2024)
	11	-	Ondina, Steven at Stanford (May 12, 2024)
Walks:	3	-	(7 times)
Strikeouts:	4	-	Vu, Kien vs Arizona (May 07, 2024)
Sac hits:	1	-	(7 times)
Sac flies:	1	-	(15 times)
Stolen bases:	2	-	(4 times)
Hit by pitch:	2	-	Vu, Kien at Stanford (May 12, 2024)
Caught stealing:	1	-	(20 times)
Runners LOB:	6	-	Mendoza, Ethan vs Utah Valley (Mar 19, 2024)
	6	-	Demera, Mario at Washington State (Mar 23, 2024)

Fielding

Putouts:	18	-	Campos, Ryan vs Ohio State (Feb 23, 2024)
Assists:	6	-	Ondina, Steven vs Kansas State (Feb 20, 2024)
Errors:	2	-	Contrades, Nu'u vs Santa Clara (Feb 17, 2024)
	2	-	Mendoza, Ethan at Grand Canyon (Apr 09, 2024)
	2	-	Mendoza, Ethan vs Utah (Apr 12, 2024)
Passed balls:	2	-	Campos, Ryan vs Oregon (Mar 09, 2024)

Pitching

Innings pitched:	7.0	-	Burns, Thomas at Arizona (Mar 15, 2024)
Runs allowed:	10	-	Markl, Connor vs Washington (May 04, 2024)
Earned runs:	8	-	Markl, Connor vs Washington (May 04, 2024)
Walks allowed:	9	-	Burns, Thomas vs Oregon (Mar 08, 2024)
Strikeouts:	13	-	Halvorson, Wyatt at Cal State Fullerton (Apr 16, 2024)
Hits allowed:	8	-	Tieding, Matt at Oregon State (Apr 05, 2024)
	8	-	Jacobs, Ben at Oregon State (Apr 07, 2024)
	8	-	Tieding, Matt vs Utah (Apr 14, 2024)
Doubles allowed:	4	-	Tieding, Matt vs Santa Clara (Feb 17, 2024)
	4	-	Jacobs, Ben at Oregon State (Apr 07, 2024)
Triples allowed:	1	-	(10 times)
Homers allowed:	3	-	Jacobs, Ben vs Washington (May 03, 2024)
	3	-	Halvorson, Wyatt vs Arizona (May 07, 2024)
Wild pitches:	3	-	Meyer, Tyler vs Santa Clara (Feb 18, 2024)
Hit batters:	2	-	(9 times)

2024 Sun Devil Baseball
 Starter Statistics for Arizona State (as of May 15, 2024)
 (All games Sorted by Batting avg)

Record: 29-24 Home: 18-12 Away: 11-9 Neutral: 0-3 Pac-12: 17-13

Player	avg	gp-gs	ab	r	h	2b	3b	hr	rbi	tb	slg%	bb	hp	so	gdp	ob%	sf	sh	sb-att	po	a	e	fld%
11 Vu, Kien	.408	30-30	120	44	49	9	2	12	43	98	.817	18	4	35	1	.500	0	0	10-11	60	2	1	.984
27 Compton, Brandon	.346	40-40	162	36	56	15	0	11	39	104	.642	16	1	49	2	.408	0	0	3-4	12	0	0	1.000
3 McLain, Nick	.339	42-42	165	41	56	15	1	12	50	109	.661	29	6	25	2	.450	2	0	5-7	81	5	0	1.000
17 Campos, Ryan	.332	53-53	214	63	71	21	0	10	51	122	.570	36	5	25	4	.436	2	0	4-8	466	39	3	.994
2 Mendoza, Ethan	.317	44-44	180	32	57	11	3	3	23	83	.461	11	4	18	4	.367	1	1	0-2	60	79	8	.946
18 Tobias, Jacob	.316	51-51	206	44	65	13	0	15	42	123	.597	27	5	48	4	.406	1	0	1-4	324	35	3	.992
8 Ondina, Steven	.308	47-47	169	38	52	4	2	6	24	78	.462	13	3	20	3	.366	1	2	8-10	57	97	10	.939
12 Williams, Harris	.285	39-39	158	32	45	10	1	5	21	72	.456	20	6	29	1	.384	1	1	7-10	61	1	3	.954
24 Jackson, Isaiah	.276	40-40	152	27	42	7	0	8	28	73	.480	17	5	41	3	.364	2	0	3-4	94	2	3	.970
9 Karstetter, Kevin	.273	25-25	88	14	24	6	1	1	9	35	.398	14	3	24	0	.387	1	0	4-4	20	35	1	.982
4 Ryan, Jax	.261	9-9	23	4	6	2	0	0	0	8	.348	5	1	8	0	.414	0	0	1-1	8	13	2	.913
32 Demera, Mario	.255	30-30	98	14	25	6	0	1	23	34	.347	12	1	16	1	.333	3	3	2-3	20	43	6	.913
6 Contrades, Nu'u	.238	5-5	21	6	5	3	0	1	6	11	.524	3	1	4	2	.346	1	0	0-0	2	8	3	.769
7 Lance, Eamonn	.235	9-9	34	8	8	1	0	3	10	18	.529	6	0	9	1	.350	0	0	0-0	4	1	0	1.000
5 Newman, Trey	.125	6-6	16	3	2	0	0	0	0	2	.125	3	0	7	0	.263	0	0	0-0	55	1	0	1.000
21 Cromwick, Josiah	.105	6-6	19	1	2	2	0	0	2	4	.211	0	0	8	0	.105	0	0	0-0	6	0	0	1.000
43 Kroepel, Ryan	.000	1-1	3	0	0	0	0	0	0	0	.000	0	0	0	0	.000	0	0	0-0	1	2	0	1.000
Totals	.309	53	1828	407	565	125	10	88	371	974	.533	230	45	366	28	.397	15	7	48-68	1344	384	49	.972
Opponents	.288	53	1732	358	499	101	10	76	337	848	.490	263	54	479	22	.394	23	18	59-80	1311	481	56	.970

(All games Sorted by Earned run avg)

Player	era	w-l	app	gs	cg	sho	sv	ip	h	r	er	bb	so	2b	3b	hr	b/avg	wp	hp	bk	sfa	sha
14 Carlon, Cole	1.80	0-0	2	2	0	0/0	0	5.0	5	2	1	0	2	1	0	0	.278	0	0	0	1	0
52 Markl, Connor	4.28	6-3	12	12	0	0/1	0	61.0	59	34	29	31	58	9	0	5	.258	4	8	1	2	1
40 Giblin, Jonah	4.50	0-0	1	1	0	0/0	0	2.0	4	2	1	1	3	1	0	0	.400	0	0	0	0	0
15 Burns, Thomas	4.75	1-1	6	6	0	0/0	0	30.1	23	16	16	24	39	4	0	7	.213	2	3	1	2	0
22 Jacobs, Ben	5.08	3-2	8	8	0	0/0	0	39.0	41	22	22	19	58	9	1	8	.270	2	0	0	0	1
36 Halvorson, Wyatt	7.45	1-4	6	6	0	0/0	0	19.1	24	18	16	8	31	6	1	5	.304	1	2	0	1	0
31 Omlid, Hunter	9.26	0-0	3	3	0	0/0	0	11.2	17	12	12	6	16	3	2	3	.327	0	1	0	0	0
44 Tieding, Matt	12.00	0-0	1	1	0	0/0	0	3.0	8	4	4	0	2	3	0	1	.500	0	0	0	0	1
51 Behrens, Adam	12.06	0-2	6	6	0	0/0	0	15.2	26	21	21	8	10	9	0	5	.377	0	1	0	1	1
13 Meyer, Tyler	14.06	0-2	6	6	0	0/0	0	16.0	24	30	25	15	19	7	0	2	.348	3	7	0	0	2
25 Barnes, Bradyn	27.00	0-1	1	1	0	0/0	0	0.1	1	1	1	2	0	0	0	1	.500	1	0	0	0	0
41 Cornelius, Matt	99.00	0-0	1	1	0	0/0	0	0.0	2	4	4	2	0	0	0	0	.667	0	0	0	0	0
Totals	6.73	11-15	53	53	0	1/1	0	203.1	234	166	152	116	238	52	4	37	.290	13	22	2	7	6
Opponents	7.54	8-15	53	53	2	2/1	0	199.1	258	187	167	100	169	65	3	41	.310	24	19	2	7	3

2024 Sun Devil Baseball
 Starter Statistics for Arizona State (as of May 15, 2024)
 (All games Sorted by Fielding pct)

Player	c	po	a	e	fld%	dp	sba	csb	sba%	pb	ci
3 McLain, Nick	86	81	5	0	1.000	2	0	0	---	0	0
5 Newman, Trey	56	55	1	0	1.000	0	11	0	1.000	2	0
27 Compton, Brandon	12	12	0	0	1.000	0	0	0	---	0	0
51 Behrens, Adam	6	3	3	0	1.000	0	2	1	.667	0	0
21 Cromwick, Josiah	6	6	0	0	1.000	0	0	0	---	0	0
13 Meyer, Tyler	5	2	3	0	1.000	1	4	1	.800	0	0
7 Lance, Eamonn	5	4	1	0	1.000	0	0	0	---	0	0
43 Kroepel, Ryan	3	1	2	0	1.000	0	0	0	---	0	0
44 Tieding, Matt	2	0	2	0	1.000	0	0	0	---	0	0
14 Carlon, Cole	1	0	1	0	1.000	0	0	1	.000	0	0
22 Jacobs, Ben	1	0	1	0	1.000	0	1	5	.167	0	0
17 Campos, Ryan	508	466	39	3	.994	5	48	19	.716	5	0
18 Tobias, Jacob	362	324	35	3	.992	26	0	0	---	0	0
11 Vu, Kien	63	60	2	1	.984	1	0	0	---	0	0
9 Karstetter, Kevin	56	20	35	1	.982	8	0	0	---	0	0
24 Jackson, Isaiah	99	94	2	3	.970	0	0	0	---	0	0
12 Williams, Harris	65	61	1	3	.954	0	0	0	---	0	0
2 Mendoza, Ethan	147	60	79	8	.946	17	0	0	---	0	0
8 Ondina, Steven	164	57	97	10	.939	17	0	0	---	0	0
32 Demera, Mario	69	20	43	6	.913	3	0	0	---	0	0
4 Ryan, Jax	23	8	13	2	.913	1	0	0	---	0	0
52 Markl, Connor	12	3	7	2	.833	0	6	2	.750	0	0
15 Burns, Thomas	5	2	2	1	.800	0	2	3	.400	0	0
6 Contrades, Nu'u	13	2	8	3	.769	0	0	0	---	0	0
31 Omlid, Hunter	4	2	1	1	.750	0	1	0	1.000	0	0
36 Halvorson, Wyatt	3	1	1	1	.667	0	3	1	.750	0	0
40 Giblin, Jonah	1	0	0	1	.000	0	2	0	1.000	0	0
41 Cornelius, Matt	0	0	0	0	.000	0	0	0	---	0	0
25 Barnes, Bradyn	0	0	0	0	.000	0	0	0	---	0	0
35 Butler, Josh	0	0	0	0	.000	0	0	0	---	0	0
54 Schiefer, Ryan	0	0	0	0	.000	0	0	0	---	0	0
38 Fitzpatrick, Sean	0	0	0	0	.000	0	0	0	---	0	0
47 Lettow, Rohan	0	0	0	0	.000	0	0	0	---	0	0
45 Eddy, Brok	0	0	0	0	.000	0	0	0	---	0	0
49 Alba, Jaden	0	0	0	0	.000	0	0	0	---	0	0
10 Fryman, Bennett	0	0	0	0	.000	0	0	0	---	0	0
Totals	1777	1344	384	49	.972	29	59	21	.738	7	0
Opponents	1848	1311	481	56	.970	39	48	20	.706	3	0

2024 Sun Devil Baseball
Non-Starter Statistics for Arizona State (as of May 15, 2024)
(All games Sorted by Batting avg)

Record: 29-24 Home: 18-12 Away: 11-9 Neutral: 0-3 Pac-12: 17-13

Player	avg	gp-gs	ab	r	h	2b	3b	hr	rbi	tb	slg%	bb	hp	so	gdp	ob%	sf	sh	sb-att	po	a	e	fld%
2 Mendoza, Ethan	1.000	4-0	1	0	1	0	0	0	0	1	1.000	0	0	0	0	1.000	0	0	0-0	0	0	0	.000
11 Vu, Kien	.556	12-0	9	2	5	1	0	0	4	6	.667	0	0	0	0	.556	0	0	0-0	0	0	0	.000
27 Compton, Brandon	.500	7-0	6	3	3	1	0	1	5	7	1.167	3	0	2	0	.667	0	0	0-0	0	0	0	.000
12 Williams, Harris	.500	8-0	6	2	3	1	0	0	4	4	.667	2	0	0	2	.625	0	0	0-0	1	0	0	1.000
43 Kroepel, Ryan	.333	6-0	3	0	1	1	0	0	1	2	.667	0	0	0	0	.333	0	0	0-0	0	4	0	1.000
7 Lance, Eamonn	.313	19-0	16	5	5	1	0	3	6	15	.938	2	0	6	0	.389	0	0	0-0	4	0	0	1.000
21 Cromwick, Josiah	.222	12-0	9	0	2	0	0	0	0	2	.222	0	1	5	0	.300	0	0	0-0	7	1	0	1.000
24 Jackson, Isaiah	.000	8-0	6	1	0	0	0	0	0	0	.000	0	0	1	0	.000	0	0	0-0	4	0	0	1.000
8 Ondina, Steven	.000	6-0	4	0	0	0	0	0	0	0	.000	0	0	1	0	.000	0	0	0-0	2	6	0	1.000
4 Ryan, Jax	.000	8-0	3	1	0	0	0	0	0	0	.000	0	0	3	0	.000	0	0	0-0	1	4	0	1.000
18 Tobias, Jacob	.000	2-0	3	0	0	0	0	0	0	0	.000	0	0	2	0	.000	0	0	0-0	1	0	0	1.000
32 Demera, Mario	.000	4-0	3	0	0	0	0	0	0	0	.000	0	0	2	0	.000	0	0	0-0	0	1	0	1.000
5 Newman, Trey	.000	4-0	2	0	0	0	0	0	0	0	.000	0	0	1	0	.000	0	0	0-0	6	1	0	1.000
3 McLain, Nick	.000	1-0	1	0	0	0	0	0	1	0	.000	0	0	0	0	.000	0	0	0-0	0	0	0	.000
9 Karstetter, Kevin	.000	5-0	1	0	0	0	0	0	0	0	.000	0	0	0	0	.000	0	0	0-0	0	2	0	1.000
Totals	.274	53	73	14	20	5	0	4	21	37	.507	7	1	23	2	.346	0	0	0-0	39	44	5	.943
Opponents	.261	53	88	16	23	6	0	2	21	35	.398	14	2	39	2	.368	2	0	3-6	55	42	9	.915

(All games Sorted by Earned run avg)

Player	era	w-l	app	gs	cg	sho	sv	ip	h	r	er	bb	so	2b	3b	hr	b/avg	wp	hp	bk	sfa	sha
22 Jacobs, Ben	3.06	3-0	10	0	0	0/0	0	17.2	10	10	6	11	27	1	1	5	.169	0	2	1	1	2
54 Schiefer, Ryan	3.86	1-3	21	0	0	0/1	3	39.2	31	20	17	26	44	2	1	5	.220	4	8	0	1	1
31 Omlid, Hunter	4.03	2-2	16	0	0	0/0	1	22.1	15	10	10	11	31	3	0	7	.190	0	2	0	0	1
40 Giblin, Jonah	4.33	0-0	14	0	0	0/0	1	27.0	23	14	13	13	32	4	0	4	.228	2	3	0	0	1
44 Tieding, Matt	5.40	1-0	19	0	0	0/0	1	35.0	49	25	21	10	25	12	2	1	.320	0	4	0	4	0
25 Barnes, Bradyn	5.79	1-0	6	0	0	0/0	0	4.2	6	4	3	11	10	2	0	0	.316	4	0	1	0	0
51 Behrens, Adam	6.00	2-1	5	0	0	0/0	0	12.0	19	11	8	5	7	3	0	1	.365	1	0	0	4	0
38 Fitzpatrick, Sean	7.20	2-2	24	0	0	0/0	0	25.0	33	24	20	11	29	8	0	7	.317	1	3	1	1	3
36 Halvorson, Wyatt	7.31	0-0	13	0	0	0/0	0	16.0	17	13	13	13	19	2	1	2	.293	2	1	0	3	0
41 Cornelius, Matt	7.71	3-0	11	0	0	0/0	0	11.2	13	11	10	8	14	3	0	1	.271	3	1	0	0	1
14 Carlon, Cole	8.10	3-1	23	0	0	0/0	2	33.1	44	31	30	25	31	7	1	4	.336	6	4	1	3	3
49 Alba, Jaden	8.53	0-0	8	0	0	0/0	1	6.1	10	7	6	3	4	3	0	0	.345	0	1	0	1	0
10 Fryman, Bennett	18.00	0-0	2	0	0	0/0	0	1.0	1	2	2	3	0	0	0	1	.250	1	1	0	0	0
35 Butler, Josh	23.62	0-0	4	0	0	0/0	0	2.2	6	8	7	3	2	2	0	1	.429	2	2	0	0	0
45 Eddy, Brok	32.40	0-0	2	0	0	0/0	0	1.2	5	6	6	2	2	0	0	2	.500	0	1	0	0	0
13 Meyer, Tyler	60.75	0-0	2	0	0	0/0	0	1.1	5	9	9	4	3	2	0	0	.556	0	1	0	0	0
47 Lettow, Rohan	81.00	0-0	1	0	0	0/0	0	0.1	1	3	3	2	0	1	0	0	.500	1	0	0	0	0
Totals	6.43	18-9	53	0	0	1/1	9	257.2	288	208	184	161	280	55	6	41	.284	27	34	4	18	12
Opponents	7.35	16-14	53	0	0	2/1	13	256.0	327	234	209	137	220	65	7	51	.306	28	27	3	8	4

2024 Sun Devil Baseball
Non-Starter Statistics for Arizona State (as of May 15, 2024)
(All games Sorted by Fielding pct)

Player	c	po	a	e	fld%	dp	sba	csb	sba%	pb	ci
8 Ondina, Steven	8	2	6	0	1.000	3	0	0	---	0	0
21 Cromwick, Josiah	8	7	1	0	1.000	0	0	1	.000	0	0
5 Newman, Trey	7	6	1	0	1.000	0	0	0	---	0	0
14 Carlon, Cole	6	3	3	0	1.000	0	9	1	.900	0	0
4 Ryan, Jax	5	1	4	0	1.000	1	0	0	---	0	0
7 Lance, Eamonn	4	4	0	0	1.000	0	0	0	---	0	0
24 Jackson, Isaiah	4	4	0	0	1.000	0	0	0	---	0	0
43 Kroepel, Ryan	4	0	4	0	1.000	0	0	0	---	0	0
41 Cornelius, Matt	3	1	2	0	1.000	0	2	0	1.000	0	0
44 Tieding, Matt	2	2	0	0	1.000	0	5	0	1.000	0	0
51 Behrens, Adam	2	1	1	0	1.000	0	2	1	.667	0	0
9 Karstetter, Kevin	2	0	2	0	1.000	0	0	0	---	0	0
40 Giblin, Jonah	2	1	1	0	1.000	0	1	2	.333	0	0
25 Barnes, Bradyn	1	0	1	0	1.000	0	4	0	1.000	0	0
18 Tobias, Jacob	1	1	0	0	1.000	0	0	0	---	0	0
35 Butler, Josh	1	0	1	0	1.000	0	0	0	---	0	0
32 Demera, Mario	1	0	1	0	1.000	0	0	0	---	0	0
12 Williams, Harris	1	1	0	0	1.000	0	0	0	---	0	0
38 Fitzpatrick, Sean	10	3	6	1	.900	0	1	1	.500	0	0
54 Schiefer, Ryan	8	0	7	1	.875	0	9	3	.750	0	0
31 Omlid, Hunter	3	2	0	1	.667	0	2	0	1.000	0	0
22 Jacobs, Ben	5	0	3	2	.600	0	1	1	.500	0	0
47 Lettow, Rohan	0	0	0	0	.000	0	0	0	---	0	0
13 Meyer, Tyler	0	0	0	0	.000	0	1	0	1.000	0	0
45 Eddy, Brok	0	0	0	0	.000	0	0	0	---	0	0
10 Fryman, Bennett	0	0	0	0	.000	0	0	0	---	0	0
49 Alba, Jaden	0	0	0	0	.000	0	1	0	1.000	0	0
36 Halvorson, Wyatt	0	0	0	0	.000	0	3	1	.750	0	0
2 Mendoza, Ethan	0	0	0	0	.000	0	0	0	---	0	0
17 Campos, Ryan	0	0	0	0	.000	0	0	0	---	0	0
6 Contrades, Nu'u	0	0	0	0	.000	0	0	0	---	0	0
15 Burns, Thomas	0	0	0	0	.000	0	0	0	---	0	0
3 McLain, Nick	0	0	0	0	.000	0	0	0	---	0	0
27 Compton, Brandon	0	0	0	0	.000	0	0	0	---	0	0
11 Vu, Kien	0	0	0	0	.000	0	0	0	---	0	0
52 Markl, Connor	0	0	0	0	.000	0	0	0	---	0	0
Totals	88	39	44	5	.943	2	3	3	.500	0	0
Opponents	106	55	42	9	.915	3	0	0	---	0	0

2024 Sun Devil Baseball
Individual Game-by-Game for Arizona State (as of May 15, 2024)

#49 Alba, Jaden - 8 appearances (All games)

Date	Opponent	GS	IP	H	R	ER	BB	SO	2B	3B	HR	WP	BK	HBP	IBB	Score	W-L	Sv	ERA	NP
Mar 28	CALIFORNIA		0.2	0	0	0	0	0	0	0	0	0	0	0	0	14-8	0-0	0	0.00	9
Apr 02	GRAND CANYON		1.0	4	2	2	0	1	1	0	0	0	0	0	0	9-8	0-0	0	10.80	22
Apr 06	at Oregon State		0.1	1	0	0	0	0	0	0	0	0	0	0	0	1-9	0-0	0	9.00	8
Apr 16	at Cal State Fullert		1.0	0	0	0	0	0	0	0	0	0	0	0	0	3-1	0-0	1	6.00	15
Apr 17	at Cal State Fullert		0.1	2	1	1	1	0	0	0	0	0	0	0	0	4-14	0-0	1	8.10	16
Apr 27	USC		1.0	1	1	1	1	0	1	0	0	0	0	0	0	17-2	0-0	1	8.31	21
May 01	UC SAN DIEGO		1.0	1	3	2	1	0	0	0	0	0	0	1	0	19-8	0-0	1	10.12	17
May 10	at Stanford		1.0	1	0	0	0	3	1	0	0	0	0	0	0	13-1	0-0	1	8.53	22
Totals		0	6.1	10	7	6	3	4	3	0	0	0	0	1	0	80-51	0-0	1	8.53	-

#25 Barnes, Bradyn - 7 appearances (All games)

Date	Opponent	GS	IP	H	R	ER	BB	SO	2B	3B	HR	WP	BK	HBP	IBB	Score	W-L	Sv	ERA	NP
Feb 20	KANSAS STATE		0.2	0	1	1	4	2	0	0	0	0	0	0	1	9-6	0-0	0	13.50	25
Feb 23	OHIO STATE		0.1	1	1	0	2	0	0	0	0	2	0	0	0	14-4	0-0	0	9.00	16
Mar 03	vs Texas A&M		0.2	0	0	0	2	1	0	0	0	0	0	0	0	5-10	0-0	0	5.40	19
Apr 05	at Oregon State	*	0.1	1	1	1	2	0	0	0	1	1	0	0	0	8-13	0-1	0	9.00	22
Apr 17	at Cal State Fullert		1.0	3	2	2	2	3	2	0	0	2	0	0	0	4-14	0-1	0	12.00	33
Apr 28	USC		1.0	1	0	0	0	2	0	0	0	0	1	0	0	6-11	0-1	0	9.00	22
May 01	UC SAN DIEGO		1.0	1	0	0	1	2	0	0	0	0	0	0	0	19-8	1-1	0	7.20	23
Totals		1	5.0	7	5	4	13	10	2	0	1	5	1	0	1	65-66	1-1	0	7.20	-

#51 Behrens, Adam - 11 appearances (All games)

Date	Opponent	GS	IP	H	R	ER	BB	SO	2B	3B	HR	WP	BK	HBP	IBB	Score	W-L	Sv	ERA	NP
Feb 17	SANTA CLARA		1.1	2	1	1	1	0	0	0	0	1	0	0	0	14-13	1-0	0	6.75	29
Feb 20	KANSAS STATE	*	4.0	5	3	3	1	4	0	0	2	0	0	0	0	9-6	1-0	0	6.75	76
Feb 25	OHIO STATE		2.0	7	3	3	0	4	2	0	1	0	0	0	0	10-8	2-0	0	8.59	45
Mar 02	vs TCU		3.0	5	5	4	2	1	0	0	0	0	0	0	0	9-11	2-1	0	9.58	60
Mar 09	OREGON	*	4.1	4	3	3	3	1	0	0	1	0	0	0	0	4-6	2-1	0	8.59	81
Mar 17	at Arizona	*	1.1	5	5	5	0	1	1	0	1	0	0	0	0	3-14	2-2	0	10.69	31
Mar 25	at UNLV		3.0	4	1	0	0	2	1	0	0	0	0	0	0	10-9	2-2	0	9.00	50
Apr 02	GRAND CANYON	*	2.2	4	2	2	1	2	2	0	0	0	0	1	0	9-8	2-2	0	8.72	51
Apr 12	UTAH		2.2	1	1	0	2	0	0	0	0	0	0	0	0	0-10	2-2	0	7.77	54
Apr 17	at Cal State Fullert	*	1.0	3	4	4	3	0	3	0	0	0	0	0	0	4-14	2-3	0	8.88	37
Apr 30	UC SAN DIEGO	*	2.1	5	4	4	0	2	3	0	1	0	0	0	0	15-5	2-3	0	9.43	36
Totals		6	27.2	45	32	29	13	17	12	0	6	1	0	1	0	087-104	2-3	0	9.43	-

#15 Burns, Thomas - 6 appearances (All games)

Date	Opponent	GS	IP	H	R	ER	BB	SO	2B	3B	HR	WP	BK	HBP	IBB	Score	W-L	Sv	ERA	NP
Feb 16	SANTA CLARA	*	5.0	1	1	1	1	7	0	0	1	0	0	1	0	11-6	1-0	0	1.80	64
Feb 23	OHIO STATE	*	4.1	4	2	2	1	8	0	0	2	0	0	0	0	14-4	1-0	0	2.89	91
Mar 01	vs Texas A&M	*	4.0	3	4	4	6	6	0	0	2	1	0	2	0	0-4	1-1	0	4.72	100
Mar 08	OREGON	*	5.1	3	3	3	9	8	1	0	1	1	1	0	0	5-4	1-1	0	4.82	118
Mar 15	at Arizona	*	7.0	5	1	1	5	3	2	0	0	0	0	0	0	3-2	1-1	0	3.86	108
Mar 22	at Washington Stat	*	4.2	7	5	5	2	7	1	0	1	0	0	0	0	7-8	1-1	0	4.75	94
Totals		6	30.1	23	16	16	24	39	4	0	7	2	1	3	0	40-28	1-1	0	4.75	-

#35 Butler, Josh - 4 appearances (All games)

Date	Opponent	GS	IP	H	R	ER	BB	SO	2B	3B	HR	WP	BK	HBP	IBB	Score	W-L	Sv	ERA	NP
Feb 16	SANTA CLARA		1.0	2	2	1	0	1	0	0	0	1	0	1	0	11-6	0-0	0	9.00	21
Feb 22	OHIO STATE		1.0	2	2	2	1	0	1	0	0	0	0	0	0	4-11	0-0	0	13.50	30
Mar 25	at UNLV		0.1	0	0	0	0	0	0	0	0	1	0	1	0	10-9	0-0	0	11.57	5
Mar 28	CALIFORNIA		0.1	2	4	4	2	1	1	0	1	0	0	0	0	14-8	0-0	0	23.62	28
Totals		0	2.2	6	8	7	3	2	2	0	1	2	0	2	0	39-34	0-0	0	23.62	-

2024 Sun Devil Baseball
Individual Game-by-Game for Arizona State (as of May 15, 2024)

#14 Carlon, Cole - 25 appearances (All games)

Date	Opponent	GS	IP	H	R	ER	BB	SO	2B	3B	HR	WP	BK	HBP	IBB	Score	W-L	Sv	ERA	NP
Feb 17	SANTA CLARA		1.0	0	0	0	0	1	0	0	0	0	0	0	0	14-13	0-0	1	0.00	12
Feb 18	SANTA CLARA		0.2	1	1	1	1	0	0	0	0	0	0	1	0	13-14	0-0	1	5.40	18
Feb 20	KANSAS STATE		0.2	1	1	1	3	0	0	0	0	0	0	0	0	9-6	0-0	1	7.71	27
Feb 25	OHIO STATE		1.2	1	0	0	1	0	0	0	0	0	0	0	0	10-8	0-0	2	4.50	19
Mar 03	vs Texas A&M		2.1	1	0	0	0	2	0	0	0	0	0	0	0	5-10	0-0	2	2.84	26
Mar 05	at UT Arlington		1.0	2	1	1	0	1	1	0	0	0	0	0	0	6-3	0-0	2	3.68	21
Mar 08	OREGON		0.2	0	0	0	0	0	0	0	0	0	0	0	0	5-4	1-0	2	3.38	7
Mar 09	OREGON		0.2	4	3	3	0	1	1	0	1	0	0	0	0	4-6	1-1	2	6.23	27
Mar 12	NEW MEXICO		2.0	2	3	3	2	3	0	0	1	2	0	0	0	4-6	1-1	2	7.59	47
Mar 17	at Arizona		1.2	7	5	5	0	1	1	1	0	0	0	0	0	3-14	1-1	2	10.22	47
Mar 20	UTAH VALLEY		0.2	0	0	0	1	1	0	0	0	0	0	1	0	5-7	1-1	2	9.69	13
Mar 24	at Washington Stat		0.2	1	0	0	1	0	0	0	0	1	0	0	0	6-8	1-1	2	9.22	14
Mar 25	at UNLV		1.0	0	0	0	0	1	0	0	0	0	0	0	0	10-9	1-1	2	8.59	16
Mar 29	CALIFORNIA		2.0	3	2	2	1	1	1	0	0	0	1	1	0	10-9	2-1	2	8.64	34
Apr 02	GRAND CANYON		0.1	1	2	2	1	0	0	0	0	0	0	0	0	9-8	2-1	2	9.53	10
Apr 05	at Oregon State		2.2	3	3	3	3	3	2	0	0	1	0	1	1	8-13	2-1	2	9.61	66
Apr 09	at Grand Canyon	*	3.0	4	1	0	0	2	0	0	0	0	0	0	0	3-5	2-1	2	8.34	39
Apr 14	UTAH		2.0	2	2	2	1	1	0	0	1	0	0	0	0	5-11	2-1	2	8.39	28
Apr 17	at Cal State Fullert		3.0	4	2	2	2	7	0	0	1	1	0	0	0	4-14	2-1	2	8.13	58
Apr 21	at UCLA		3.0	1	0	0	2	3	0	0	0	0	0	0	0	13-1	3-1	2	7.34	49
Apr 28	USC		2.1	2	1	0	4	1	0	0	0	0	0	0	0	6-11	3-1	2	6.82	40
May 01	UC SAN DIEGO	*	2.0	1	1	1	0	0	1	0	0	0	0	0	0	19-8	3-1	2	6.69	19
May 05	WASHINGTON		0.2	4	4	4	1	0	0	0	0	0	0	0	0	21-18	3-1	2	7.57	23
May 07	ARIZONA		1.2	1	0	0	0	2	0	0	0	1	0	0	0	3-5	3-1	2	7.23	24
May 12	at Stanford		1.0	3	1	1	1	2	1	0	0	0	0	0	0	16-7	3-1	2	7.28	27
Totals		2	38.1	49	33	31	25	33	8	1	4	6	1	4	1	211-21	3-1	2	7.28	-

2024 Sun Devil Baseball
Individual Game-by-Game for Arizona State (as of May 15, 2024)

#41 Cornelius, Matt - 12 appearances (All games)

Date	Opponent	GS	IP	H	R	ER	BB	SO	2B	3B	HR	WP	BK	HBP	IBB	Score	W-L	Sv	ERA	NP
Feb 20	KANSAS STATE		1.1	0	0	0	0	2	0	0	0	1	0	0	0	9-6	1-0	0	0.00	20
Feb 23	OHIO STATE		2.1	1	1	0	0	5	1	0	0	0	0	0	0	14-4	2-0	0	0.00	43
Mar 03	vs Texas A&M		1.1	4	4	4	1	1	1	0	1	0	0	0	0	5-10	2-0	0	7.20	40
Mar 10	OREGON		0.0	2	2	2	2	0	0	0	0	0	0	0	0	5-8	2-0	0	10.80	14
Mar 24	at Washington Stat		0.1	0	0	0	0	1	0	0	0	0	0	0	0	6-8	2-0	0	10.12	5
Mar 28	CALIFORNIA	*	0.0	2	4	4	2	0	0	0	0	0	0	0	0	14-8	2-0	0	16.88	16
Apr 09	at Grand Canyon		0.1	1	0	0	0	0	1	0	0	0	0	0	0	3-5	2-0	0	15.88	5
Apr 12	UTAH		0.2	1	0	0	0	1	0	0	0	0	0	0	0	0-10	2-0	0	14.21	10
Apr 21	at UCLA		1.0	1	0	0	0	0	0	0	0	0	0	0	0	13-1	2-0	0	12.27	12
Apr 28	USC		0.1	1	0	0	0	0	0	0	0	0	0	0	0	6-11	2-0	0	11.74	4
Apr 30	UC SAN DIEGO		2.2	1	0	0	1	2	0	0	0	1	0	1	0	15-5	3-0	0	8.71	41
May 04	WASHINGTON		1.1	1	4	4	4	2	0	0	0	1	0	0	0	9-14	3-0	0	10.80	41
Totals		1	11.2	15	15	14	10	14	3	0	1	3	0	1	0	99-90	3-0	0	10.80	-

#21 Cromwick, Josiah - 18 games (All games)

Date	Opponent	Pos	AB	R	H	RBI	2B	3B	HR	BB	SB	CS	HBP	SAC	SF	GDP	K	PO	A	E	Avg
Feb 17	SANTA CLARA	*of	4	0	0	0	0	0	0	0	0	0	0	0	0	0	2	3	0	0	.000
Feb 22	OHIO STATE	*of	3	0	0	0	0	0	0	0	0	0	0	0	0	0	2	2	0	0	.000
Feb 24	OHIO STATE	c	0	0	0	0	0	0	0	0	0	0	0	0	0	0	0	1	1	0	.000
Mar 02	vs TCU	ph	1	0	1	0	0	0	0	0	0	0	0	0	0	0	0	0	0	0	.125
Mar 03	vs Texas A&M	*dh	3	0	0	0	0	0	0	0	0	0	0	0	0	0	1	0	0	0	.091
Mar 08	OREGON	ph	0	0	0	0	0	0	0	0	0	0	0	1	0	0	0	0	0	0	.091
Mar 09	OREGON	ph	1	0	1	0	0	0	0	0	0	0	0	0	0	0	0	0	0	0	.167
Mar 10	OREGON	ph	1	0	0	0	0	0	0	0	0	0	0	0	0	0	1	0	0	0	.154
Mar 15	at Arizona	*dh	4	1	1	0	1	0	0	0	0	0	0	0	0	0	2	0	0	0	.176
Mar 20	UTAH VALLEY	c	1	0	0	0	0	0	0	0	0	0	0	0	0	0	1	4	0	0	.167
Mar 24	at Washington Stat	*of	2	0	0	0	0	0	0	0	0	0	0	0	0	0	0	1	0	0	.150
Mar 25	at UNLV	ph	1	0	0	0	0	0	0	0	0	0	0	0	0	0	1	0	0	0	.143
Apr 02	GRAND CANYON	*dh	3	0	1	2	1	0	0	0	0	0	0	0	0	0	1	0	0	0	.167
Apr 12	UTAH	of	1	0	0	0	0	0	0	0	0	0	0	0	0	0	0	0	0	0	.160
Apr 17	at Cal State Fullert	ph/c	1	0	0	0	0	0	0	0	0	0	0	0	0	0	1	0	0	0	.154
Apr 21	at UCLA	c	0	0	0	0	0	0	0	0	0	0	0	0	0	0	0	0	0	0	.154
Apr 27	USC	ph/of	1	0	0	0	0	0	0	0	0	0	0	0	0	0	1	2	0	0	.148
May 01	UC SAN DIEGO	of	1	0	0	0	0	0	0	0	0	0	0	0	0	0	0	0	0	0	.143
Totals		6gs	28	1	4	2	2	0	0	0	0	0	1	0	0	0	13	13	1	0	.143

On base pct. .172 • Slugging pct. .214

2024 Sun Devil Baseball
Individual Game-by-Game for Arizona State (as of May 15, 2024)

#32 Demera, Mario - 34 games (All games)

Date	Opponent	Pos	AB	R	H	RBI	2B	3B	HR	BB	SB	CS	HBP	SAC	SF	GDP	K	PO	A	E	Avg	
Feb 22	OHIO STATE	*dh	3	0	0	0	0	0	0	0	0	0	0	0	0	0	1	0	0	0	.000	
Feb 23	OHIO STATE	ph/3	1	0	0	0	0	0	0	0	0	0	0	0	0	0	0	0	0	0	.000	
Feb 24	OHIO STATE	ph	1	0	0	0	0	0	0	0	0	0	0	0	0	0	1	0	0	0	.000	
Mar 03	vs Texas A&M	*3b	4	0	0	0	0	0	0	0	0	0	0	0	0	0	0	2	2	0	.000	
Mar 09	OREGON	*3b	4	0	2	0	1	0	0	0	0	0	0	0	0	0	1	0	0	1	.154	
Mar 10	OREGON	*3b	3	0	0	0	0	0	0	0	0	0	0	0	0	1	0	2	4	0	.125	
Mar 15	at Arizona	*3b	2	0	0	0	0	0	0	0	0	0	0	1	0	0	0	1	3	0	.111	
Mar 20	UTAH VALLEY	3b	1	0	0	0	0	0	0	0	0	0	0	0	0	0	1	0	1	0	.105	
Mar 23	at Washington Stat	*3b	3	0	0	0	0	0	0	0	0	0	0	0	0	0	0	0	0	0	.091	
Mar 24	at Washington Stat	*3b	3	0	1	0	0	0	0	0	0	0	0	0	0	0	0	0	3	1	.120	
Mar 28	CALIFORNIA	*3b	4	0	2	1	0	0	0	1	0	0	0	0	0	0	0	0	0	0	.172	
Mar 29	CALIFORNIA	*3b	4	2	2	4	0	0	1	1	1	0	0	0	0	0	1	2	1	0	.212	
Mar 30	CALIFORNIA	*3b	4	2	1	1	1	0	0	0	0	0	0	0	0	0	0	0	3	0	.216	
Apr 02	GRAND CANYON	*3b	4	0	1	1	0	0	0	1	0	1	0	0	0	0	1	2	1	0	.220	
Apr 05	at Oregon State	*3b	2	0	0	0	0	0	0	0	0	0	0	1	0	0	1	1	0	0	.209	
Apr 06	at Oregon State	*3b	2	0	0	0	0	0	0	0	0	0	0	0	0	0	1	1	2	0	.200	
Apr 07	at Oregon State	*3b	2	0	0	0	0	0	0	1	0	0	0	1	0	0	0	1	0	0	.191	
Apr 09	at Grand Canyon	3b	0	0	0	0	0	0	0	0	0	0	0	0	0	0	0	0	0	0	.191	
Apr 13	UTAH	*3b	4	1	3	2	1	0	0	0	0	0	0	0	0	0	1	1	1	1	.235	
Apr 14	UTAH	*3b	3	0	1	1	0	0	0	0	0	0	0	0	0	1	0	1	3	0	.241	
Apr 16	at Cal State Fullert	*3b	3	0	0	0	0	0	0	0	0	0	0	0	0	0	1	0	1	0	.228	
Apr 19	at UCLA	*3b	4	0	0	0	0	0	0	0	0	0	0	0	0	0	0	1	1	0	.213	
Apr 20	at UCLA	*3b	5	1	2	1	0	0	0	0	0	0	0	0	0	0	1	1	3	0	.227	
Apr 21	at UCLA	*3b	3	1	1	2	0	0	0	0	1	0	0	0	1	0	0	1	2	0	.232	
Apr 26	USC	*3b	2	1	1	2	0	0	0	1	0	0	0	0	1	0	1	0	1	0	.239	
Apr 27	USC	*3b	3	2	1	1	0	0	0	2	0	0	0	0	0	0	0	0	1	0	.243	
Apr 28	USC	*3b	3	0	0	0	0	0	0	0	0	0	0	0	0	0	0	1	0	1	.234	
Apr 30	UC SAN DIEGO	*3b	4	1	1	0	1	0	0	0	0	0	0	0	0	0	2	1	3	0	.235	
May 01	UC SAN DIEGO	*3b	4	1	1	3	1	0	0	0	0	0	0	0	0	0	0	0	1	0	.235	
May 03	WASHINGTON	*3b	3	0	1	0	0	0	0	1	0	0	0	0	0	0	0	0	1	0	.239	
May 04	WASHINGTON	*3b	2	1	1	1	0	0	0	3	0	0	0	0	0	0	0	0	1	1	.244	
May 05	WASHINGTON	*3b	5	1	3	2	1	0	0	1	0	0	0	0	0	0	0	0	3	0	.263	
May 07	ARIZONA	*3b	2	0	0	1	0	0	0	0	0	0	1	0	0	0	1	1	0	0	.258	
May 10	at Stanford	*3b	4	0	0	0	0	0	0	0	0	0	0	0	0	0	2	0	2	1	.248	
Totals			30gs	101	14	25	23	6	0	1	12	2	1	1	3	3	1	18	20	44	6	.248

On base pct. .325 • Slugging pct. .337

#45 Eddy, Brok - 2 appearances (All games)

Date	Opponent	GS	IP	H	R	ER	BB	SO	2B	3B	HR	WP	BK	HBP	IBB	Score	W-L	Sv	ERA	NP
Feb 22	OHIO STATE		0.2	1	0	0	0	2	0	0	0	0	0	1	0	4-11	0-0	0	0.00	14
Feb 24	OHIO STATE		1.0	4	6	6	2	0	0	0	2	0	0	0	0	4-13	0-0	0	32.40	41
Totals			0	1.2	5	6	2	2	0	0	2	0	0	1	0	8-24	0-0	0	32.40	-

2024 Sun Devil Baseball
Individual Game-by-Game for Arizona State (as of May 15, 2024)

#36 Halvorson, Wyatt - 19 appearances (All games)

Date	Opponent	GS	IP	H	R	ER	BB	SO	2B	3B	HR	WP	BK	HBP	IBB	Score	W-L	Sv	ERA	NP
Feb 16	SANTA CLARA		1.0	2	3	3	0	2	1	0	1	0	0	1	0	11-6	0-0	0	27.00	24
Feb 20	KANSAS STATE		0.2	1	0	0	2	0	0	0	0	0	0	0	0	9-6	0-0	0	16.20	20
Feb 23	OHIO STATE		2.0	0	0	0	2	4	0	0	0	1	0	0	0	14-4	0-0	0	7.36	31
Mar 03	vs Texas A&M		1.0	2	0	0	0	2	0	0	0	0	0	0	0	5-10	0-0	0	5.79	18
Mar 09	OREGON		0.1	0	0	0	0	0	0	0	0	0	0	0	0	4-6	0-0	0	5.40	4
Mar 12	NEW MEXICO	*	3.0	1	0	0	1	6	0	0	0	0	0	0	0	4-6	0-0	0	3.38	51
Mar 17	at Arizona		1.1	1	0	0	1	3	0	0	0	0	0	0	0	3-14	0-0	0	2.89	36
Mar 20	UTAH VALLEY	*	3.0	4	3	1	1	4	0	0	1	0	0	0	0	5-7	0-1	0	2.92	50
Mar 24	at Washington Stat	*	2.0	5	5	5	1	2	2	1	1	0	0	1	0	6-8	0-2	0	5.65	54
Mar 29	CALIFORNIA		2.0	2	2	2	2	1	1	0	0	1	0	0	0	10-9	0-2	0	6.06	41
Apr 02	GRAND CANYON		1.2	1	0	0	0	3	0	0	0	0	0	0	0	9-8	0-2	0	5.50	25
Apr 06	at Oregon State		2.0	4	5	5	1	2	0	1	1	0	0	0	0	1-9	0-2	0	7.20	45
Apr 09	at Grand Canyon		1.2	0	0	0	2	0	0	0	0	0	0	0	0	3-5	0-2	0	6.65	25
Apr 12	UTAH		0.1	2	3	3	2	0	0	0	0	0	0	0	0	0-10	0-2	0	7.77	21
Apr 16	at Cal State Fullert	*	5.0	3	0	0	0	13	1	0	0	1	0	1	0	3-1	1-2	0	6.33	77
Apr 21	at UCLA		1.0	2	0	0	0	2	0	0	0	0	0	0	0	13-1	1-2	0	6.11	16
Apr 28	USC	*	2.2	6	6	6	2	1	2	0	0	0	0	0	0	6-11	1-3	0	7.34	45
May 01	UC SAN DIEGO		1.0	0	0	0	1	0	0	0	0	0	0	0	0	19-8	1-3	0	7.11	10
May 07	ARIZONA	*	3.2	5	4	4	3	5	1	0	3	0	0	0	0	3-5	1-4	0	7.39	79
Totals		6	35.1	41	31	29	21	50	8	2	7	3	0	3	0	128-13	1-4	0	7.39	-

2024 Sun Devil Baseball
Individual Game-by-Game for Arizona State (as of May 15, 2024)

#24 Jackson, Isaiah - 48 games (All games)

Date	Opponent	Pos	AB	R	H	RBI	2B	3B	HR	BB	SB	CS	HBP	SAC	SF	GDP	K	PO	A	E	Avg	
Feb 16	SANTA CLARA	*of	5	3	3	3	2	0	1	0	0	0	0	0	0	1	1	2	0	1	.600	
Feb 17	SANTA CLARA	*of	5	2	3	6	0	0	1	0	0	0	0	0	0	0	1	1	0	0	.600	
Feb 18	SANTA CLARA	*of	4	1	0	1	0	0	0	1	0	0	0	0	1	0	1	3	0	0	.429	
Feb 20	KANSAS STATE	*of	5	1	2	3	0	0	1	0	0	0	0	0	0	0	2	1	0	0	.421	
Feb 22	OHIO STATE	*of	4	0	0	0	0	0	0	0	0	0	0	0	0	0	3	2	0	0	.348	
Feb 23	OHIO STATE	*of	4	1	2	1	0	0	1	1	0	0	0	0	0	0	1	0	0	0	.370	
Feb 24	OHIO STATE	*of	3	0	0	0	0	0	0	2	0	0	0	0	0	0	1	1	0	0	.333	
Feb 25	OHIO STATE	*of	3	1	2	1	0	0	0	1	0	0	1	0	0	0	0	3	0	0	.364	
Mar 01	vs Texas A&M	*of	3	0	0	0	0	0	0	0	0	0	0	0	0	0	0	2	0	0	.333	
Mar 02	vs TCU	*of	4	0	0	0	0	0	0	1	0	0	0	0	0	0	2	2	0	1	.300	
Mar 03	vs Texas A&M	*of	2	0	1	1	0	0	0	1	0	0	0	0	1	0	1	2	0	0	.310	
Mar 05	at UT Arlington	*of	4	0	0	0	0	0	0	0	0	0	0	0	0	0	1	3	0	0	.283	
Mar 08	OREGON	*of	3	0	0	0	0	0	0	1	0	0	0	0	0	0	2	4	0	0	.265	
Mar 09	OREGON	*of	4	0	1	0	0	0	0	0	0	0	0	0	0	0	1	3	0	0	.264	
Mar 10	OREGON	*of	2	0	1	0	0	0	0	2	0	0	0	0	0	0	0	2	0	0	.273	
Mar 12	NEW MEXICO	*of	3	0	0	0	0	0	0	1	0	0	0	0	0	1	1	1	0	0	.259	
Mar 15	at Arizona	*of	3	0	0	0	0	0	0	1	0	0	0	0	0	0	0	2	1	0	.246	
Mar 16	at Arizona	*of	4	0	0	0	0	0	0	0	0	0	0	0	0	0	2	3	0	0	.231	
Mar 17	at Arizona	of	0	0	0	0	0	0	0	0	0	0	0	0	0	0	0	0	0	0	.231	
Mar 19	UTAH VALLEY	*of	4	0	1	1	0	0	0	0	0	0	0	0	0	0	2	1	0	0	.232	
Mar 20	UTAH VALLEY	*of	3	2	1	1	0	0	1	1	0	0	0	0	0	0	1	1	0	0	.236	
Mar 22	at Washington Stat	*of	5	1	1	0	0	0	0	0	0	0	0	0	0	0	1	2	0	0	.234	
Mar 23	at Washington Stat	*of	4	0	2	1	0	0	0	0	0	0	0	0	0	0	0	4	0	0	.247	
Mar 24	at Washington Stat	ph/of	2	1	0	0	0	0	0	0	0	0	0	0	0	0	0	1	0	0	.241	
Mar 25	at UNLV	*of	4	0	0	0	0	0	0	0	0	0	1	0	0	0	0	1	1	0	.230	
Mar 28	CALIFORNIA	*of	5	2	2	3	1	0	1	0	0	0	0	0	0	0	1	3	0	0	.239	
Mar 29	CALIFORNIA	*of	5	1	1	0	0	0	0	0	0	0	0	0	0	0	2	3	0	0	.237	
Apr 05	at Oregon State	*of	3	0	1	1	0	0	0	1	0	0	1	0	0	0	0	0	0	1	.240	
Apr 06	at Oregon State	ph	1	0	0	0	0	0	0	0	0	0	0	0	0	0	1	0	0	0	.238	
Apr 09	at Grand Canyon	*of	3	1	0	0	0	0	0	1	0	0	0	0	0	0	1	3	0	0	.231	
Apr 12	UTAH	*of	3	0	0	0	0	0	0	0	0	0	0	0	0	0	3	4	0	0	.224	
Apr 13	UTAH	of	0	0	0	0	0	0	0	0	0	0	0	0	0	0	0	0	0	0	.224	
Apr 16	at Cal State Fullert	*of	4	1	1	0	0	0	0	0	1	0	0	0	0	0	1	2	0	0	.225	
Apr 17	at Cal State Fullert	*of	3	1	2	0	2	0	0	1	0	0	0	0	0	0	0	1	0	0	.237	
Apr 19	at UCLA	*of	4	0	0	0	0	0	0	0	0	0	0	0	0	0	1	3	0	0	.229	
Apr 21	at UCLA	*of	4	1	1	1	0	0	0	0	1	1	1	0	0	1	0	5	0	0	.230	
Apr 26	USC	*of	4	3	4	1	0	0	1	0	1	0	0	0	0	0	0	1	0	0	.254	
Apr 27	USC	*of	4	2	2	2	0	0	1	0	0	0	0	0	0	0	1	3	0	0	.262	
Apr 28	USC	*of	4	0	0	0	0	0	0	0	0	0	0	0	0	0	1	8	0	0	.254	
Apr 30	UC SAN DIEGO	of	0	0	0	0	0	0	0	0	0	0	0	0	0	0	0	1	0	0	.254	
May 01	UC SAN DIEGO	*of	4	1	2	0	0	0	0	1	0	0	0	0	0	0	0	1	0	0	.261	
May 03	WASHINGTON	*of	5	0	1	1	1	0	0	0	0	0	0	0	0	0	2	3	0	0	.259	
May 04	WASHINGTON	*of	4	1	2	0	0	0	0	0	0	0	0	0	0	0	1	1	0	0	.265	
May 05	WASHINGTON	of	1	0	0	0	0	0	0	0	0	0	0	0	0	0	0	1	0	0	.264	
May 07	ARIZONA	*of	4	0	2	0	1	0	0	0	0	0	0	0	0	0	0	4	0	0	.270	
May 10	at Stanford	*of	4	1	1	0	0	0	0	0	0	0	1	0	0	0	3	3	0	0	.269	
May 11	at Stanford	of	1	0	0	0	0	0	0	0	0	0	0	0	0	0	0	1	0	0	.268	
May 12	at Stanford	of	1	0	0	0	0	0	0	0	0	0	0	0	0	0	0	0	0	0	.266	
Totals			40gs	158	28	42	28	7	0	8	17	3	1	5	0	2	3	42	98	2	3	.266

On base pct. .352 • Slugging pct. .462

2024 Sun Devil Baseball
Individual Game-by-Game for Arizona State (as of May 15, 2024)

#43 Kroepel, Ryan - 7 games (All games)

Date	Opponent	Pos	AB	R	H	RBI	2B	3B	HR	BB	SB	CS	HBP	SAC	SF	GDP	K	PO	A	E	Avg
Mar 25	at UNLV	*2b	3	0	0	0	0	0	0	0	0	0	0	0	0	0	0	1	2	0	.000
Apr 05	at Oregon State	3b	0	0	0	0	0	0	0	0	0	0	0	0	0	0	0	0	1	0	.000
Apr 06	at Oregon State	ph/ss	1	0	0	0	0	0	0	0	0	0	0	0	0	0	0	0	0	0	.000
Apr 09	at Grand Canyon	2b	0	0	0	0	0	0	0	0	0	0	0	0	0	0	0	0	1	0	.000
Apr 17	at Cal State Fullert	ph/3	1	0	0	0	0	0	0	0	0	0	0	0	0	0	0	0	1	0	.000
Apr 27	USC	3b	0	0	0	0	0	0	0	0	0	0	0	0	0	0	0	0	1	0	.000
May 01	UC SAN DIEGO	ph/3	1	0	1	1	1	0	0	0	0	0	0	0	0	0	0	0	0	0	.167
Totals		1gs	6	0	1	1	1	0	0	0	0	0	0	0	0	0	0	1	6	0	.167

On base pct. .167 • Slugging pct. .333

#7 Lance, Eamonn - 28 games (All games)

Date	Opponent	Pos	AB	R	H	RBI	2B	3B	HR	BB	SB	CS	HBP	SAC	SF	GDP	K	PO	A	E	Avg
Feb 18	SANTA CLARA	ph	1	0	0	0	0	0	0	0	0	0	0	0	0	0	1	0	0	0	.000
Feb 23	OHIO STATE	ph	1	0	0	0	0	0	0	0	0	0	0	0	0	0	1	0	0	0	.000
Mar 15	at Arizona	1b	0	0	0	0	0	0	0	0	0	0	0	0	0	0	0	2	0	0	.000
Mar 17	at Arizona	ph	1	0	0	0	0	0	0	0	0	0	0	0	0	0	1	0	0	0	.000
Mar 22	at Washington Stat	ph	1	0	0	0	0	0	0	0	0	0	0	0	0	0	1	0	0	0	.000
Mar 28	CALIFORNIA	*dh	5	2	2	3	1	0	1	0	0	0	0	0	0	0	1	0	0	0	.222
Mar 30	CALIFORNIA	*dh	4	1	1	1	0	0	1	0	0	0	0	0	0	0	0	0	0	0	.231
Apr 02	GRAND CANYON	*1b	2	1	0	0	0	0	0	1	0	0	0	0	0	0	1	4	1	0	.200
Apr 05	at Oregon State	ph	0	0	0	1	0	0	0	1	0	0	0	0	0	0	0	0	0	0	.200
Apr 06	at Oregon State	ph	1	1	1	1	0	0	1	0	0	0	0	0	0	0	0	0	0	0	.250
Apr 07	at Oregon State	*dh	4	1	1	1	0	0	0	1	0	0	0	0	0	0	2	0	0	0	.250
Apr 09	at Grand Canyon	ph	1	1	1	0	0	0	0	0	0	0	0	0	0	0	0	0	0	0	.286
Apr 12	UTAH	*dh	3	0	0	0	0	0	0	0	0	0	0	0	0	1	1	0	0	0	.250
Apr 13	UTAH	ph	1	0	0	0	0	0	0	0	0	0	0	0	0	0	1	0	0	0	.240
Apr 14	UTAH	*dh	4	0	1	0	0	0	0	1	0	0	0	0	0	0	0	0	0	0	.241
Apr 17	at Cal State Fullert	1b	0	0	0	0	0	0	0	0	0	0	0	0	0	0	0	0	0	0	.241
Apr 20	at UCLA	ph	1	0	0	0	0	0	0	0	0	0	0	0	0	0	0	0	0	0	.233
Apr 21	at UCLA	ph	1	1	1	2	0	0	1	0	0	0	0	0	0	0	0	0	0	0	.258
Apr 26	USC	ph	1	0	0	0	0	0	0	0	0	0	0	0	0	0	0	0	0	0	.250
Apr 27	USC	*dh	4	2	2	3	0	0	1	1	0	0	0	0	0	0	1	0	0	0	.278
Apr 28	USC	*dh	4	1	1	0	0	0	0	1	0	0	0	0	0	0	1	0	0	0	.275
Apr 30	UC SAN DIEGO	*dh	4	0	0	2	0	0	0	1	0	0	0	0	0	0	2	0	0	0	.250
May 01	UC SAN DIEGO	1b	1	0	0	0	0	0	0	0	0	0	0	0	0	0	0	2	0	0	.244
May 03	WASHINGTON	ph	1	0	1	1	1	0	0	0	0	0	0	0	0	0	0	0	0	0	.261
May 04	WASHINGTON	ph	1	0	0	0	0	0	0	0	0	0	0	0	0	0	1	0	0	0	.255
May 07	ARIZONA	ph	1	1	1	1	0	0	1	0	0	0	0	0	0	0	0	0	0	0	.271
May 10	at Stanford	ph/d	1	1	0	0	0	0	0	1	0	0	0	0	0	0	0	0	0	0	.265
May 12	at Stanford	ph	1	0	0	0	0	0	0	0	0	0	0	0	0	0	0	0	0	0	.260
Totals		9gs	50	13	13	16	2	0	6	8	0	0	0	0	0	1	15	8	1	0	.260

On base pct. .362 • Slugging pct. .660

#47 Lettow, Rohan - 1 appearance (All games)

Date	Opponent	GS	IP	H	R	ER	BB	SO	2B	3B	HR	WP	BK	HBP	IBB	Score	W-L	Sv	ERA	NP
Feb 22	OHIO STATE		0.1	1	3	3	2	0	1	0	0	1	0	0	0	4-11	0-0	0	81.00	17
Totals		0	0.1	1	3	3	2	0	1	0	0	1	0	0	0	4-11	0-0	0	81.00	-

2024 Sun Devil Baseball
Individual Game-by-Game for Arizona State (as of May 15, 2024)

#5 Newman, Trey - 10 games (All games)

Date	Opponent	Pos	AB	R	H	RBI	2B	3B	HR	BB	SB	CS	HBP	SAC	SF	GDP	K	PO	A	E	Avg
Feb 16	SANTA CLARA	C	0	0	0	0	0	0	0	0	0	0	0	0	0	0	0	0	1	0	.000
Feb 20	KANSAS STATE	*C	1	1	0	0	0	0	0	1	0	0	0	0	0	0	1	8	0	0	.000
Feb 24	OHIO STATE	*C	3	0	0	0	0	0	0	0	0	0	0	0	0	0	3	9	0	0	.000
Mar 17	at Arizona	ph/c	1	0	0	0	0	0	0	0	0	0	0	0	0	0	1	2	0	0	.000
Mar 20	UTAH VALLEY	*C	2	0	0	0	0	0	0	0	0	0	0	0	0	0	0	9	0	0	.000
Apr 02	GRAND CANYON	*C	3	0	0	0	0	0	0	0	0	0	0	0	0	0	1	7	0	0	.000
Apr 12	UTAH	C	0	0	0	0	0	0	0	0	0	0	0	0	0	0	0	1	0	0	.000
Apr 16	at Cal State Fullert	*C	3	0	1	0	0	0	0	1	0	0	0	0	0	0	1	16	1	0	.077
Apr 27	USC	C	1	0	0	0	0	0	0	0	0	0	0	0	0	0	0	3	0	0	.071
May 01	UC SAN DIEGO	*C	4	2	1	0	0	0	0	1	0	0	0	0	0	0	1	6	0	0	.111
Totals		6gs	18	3	2	0	0	0	0	3	0	0	0	0	0	0	8	61	2	0	.111

On base pct. .238 • Slugging pct. .111

#31 Omlid, Hunter - 19 appearances (All games)

Date	Opponent	GS	IP	H	R	ER	BB	SO	2B	3B	HR	WP	BK	HBP	IBB	Score	W-L	Sv	ERA	NP
Feb 17	SANTA CLARA		1.0	1	0	0	0	1	1	0	0	0	0	0	0	14-13	0-0	0	0.00	16
Feb 18	SANTA CLARA		1.1	1	2	2	1	3	0	0	1	0	0	0	0	13-14	0-1	0	7.71	33
Feb 24	OHIO STATE		0.1	3	3	3	0	0	1	0	2	0	0	0	0	4-13	0-2	0	16.88	19
Mar 03	vs Texas A&M		1.1	0	0	0	1	2	0	0	0	0	0	0	0	5-10	0-2	0	11.25	21
Mar 05	at UT Arlington		2.0	0	0	0	0	3	0	0	0	0	0	0	0	6-3	1-2	0	7.50	22
Mar 09	OREGON		1.0	0	0	0	1	0	0	0	0	0	0	0	0	4-6	1-2	0	6.43	17
Mar 10	OREGON		0.1	1	1	1	0	0	0	0	1	0	0	0	0	5-8	1-2	0	7.36	5
Mar 17	at Arizona		1.0	0	0	0	1	0	0	0	0	0	0	0	0	3-14	1-2	0	6.48	12
Mar 19	UTAH VALLEY		5.1	2	0	0	1	11	1	0	0	0	0	0	0	5-4	2-2	0	3.95	79
Mar 23	at Washington Stat		0.1	1	0	0	0	0	0	0	0	0	0	1	0	2-3	2-2	0	3.86	7
Mar 24	at Washington Stat		1.2	1	0	0	1	2	0	0	0	0	0	0	0	6-8	2-2	0	3.45	21
Apr 02	GRAND CANYON		0.1	2	2	2	1	1	0	0	1	0	0	0	0	9-8	2-2	0	4.50	18
Apr 05	at Oregon State		0.0	0	0	0	3	0	0	0	0	0	0	0	0	8-13	2-2	0	4.50	16
Apr 09	at Grand Canyon		1.1	0	0	0	0	2	0	0	0	0	0	0	0	3-5	2-2	0	4.15	14
Apr 13	UTAH		4.0	3	2	2	1	4	0	0	2	0	0	1	0	8-3	2-2	1	4.22	53
Apr 21	at UCLA	*	4.0	3	1	1	2	8	2	0	0	0	0	1	0	13-1	2-2	1	3.91	86
May 01	UC SAN DIEGO		1.0	0	0	0	0	2	0	0	0	0	0	0	0	19-8	2-2	1	3.76	12
May 05	WASHINGTON	*	4.0	7	7	7	4	4	0	1	2	0	0	0	0	21-18	2-2	1	5.34	101
May 12	at Stanford	*	3.2	7	4	4	0	4	1	1	1	0	0	0	0	16-7	2-2	1	5.82	59
Totals		3	34.0	32	22	22	17	47	6	2	10	0	0	3	0	164-15	2-2	1	5.82	-

2024 Sun Devil Baseball
Individual Game-by-Game for Arizona State (as of May 15, 2024)

#4 Ryan, Jax - 17 games (All games)

Date	Opponent	Pos	AB	R	H	RBI	2B	3B	HR	BB	SB	CS	HBP	SAC	SF	GDP	K	PO	A	E	Avg
Feb 16	SANTA CLARA	ss	0	0	0	0	0	0	0	0	0	0	0	0	0	0	0	0	0	0	.000
Feb 18	SANTA CLARA	*ss	3	0	1	0	0	0	0	1	0	0	0	0	0	0	2	1	1	0	.333
Feb 23	OHIO STATE	ph/ss	1	0	0	0	0	0	0	0	0	0	0	0	0	0	1	1	1	0	.250
Feb 25	OHIO STATE	2b	0	0	0	0	0	0	0	0	0	0	0	0	0	0	0	0	0	0	.250
Mar 02	vs TCU	pr/ss	1	1	0	0	0	0	0	0	0	0	0	0	0	0	1	0	1	0	.200
Mar 05	at UT Arlington	*ss/3b	3	2	1	0	0	0	0	1	0	0	0	0	0	0	0	1	0	1	.250
Mar 08	OREGON	pr/3b	0	0	0	0	0	0	0	0	0	0	0	0	0	0	0	0	1	0	.250
Mar 09	OREGON	*ss/3b	3	0	0	0	0	0	0	0	0	0	0	0	0	0	1	2	3	0	.182
Mar 10	OREGON	3b	0	0	0	0	0	0	0	0	0	0	0	0	0	0	0	0	0	0	.182
Mar 12	NEW MEXICO	*3b	3	0	0	0	0	0	0	0	0	0	0	0	0	0	1	1	2	0	.143
Mar 15	at Arizona	ss	0	0	0	0	0	0	0	0	0	0	0	0	0	0	0	0	0	0	.143
Mar 16	at Arizona	*3b	4	1	2	0	0	0	0	0	0	0	0	0	0	0	2	1	0	0	.222
Mar 17	at Arizona	ss	1	0	0	0	0	0	0	0	0	0	0	0	0	0	1	0	1	0	.211
Mar 19	UTAH VALLEY	*ss/3b	2	1	1	0	1	0	0	1	0	0	1	0	0	0	0	1	5	0	.238
Mar 20	UTAH VALLEY	*3b	1	0	0	0	0	0	0	1	1	0	0	0	0	0	0	0	0	0	.227
Mar 22	at Washington Stat	*3b	3	0	1	0	1	0	0	1	0	0	0	0	0	0	2	1	1	1	.240
Mar 23	at Washington Stat	*ss	1	0	0	0	0	0	0	0	0	0	0	0	0	0	0	0	1	0	.231
Totals		9gs	26	5	6	0	2	0	0	5	1	0	1	0	0	0	11	9	17	2	.231

On base pct. .375 • Slugging pct. .308

#54 Schiefer, Ryan - 21 appearances (All games)

Date	Opponent	GS	IP	H	R	ER	BB	SO	2B	3B	HR	WP	BK	HBP	IBB	Score	W-L	Sv	ERA	NP
Feb 20	KANSAS STATE		1.1	0	1	1	1	2	0	0	0	0	0	0	0	9-6	0-0	0	6.75	20
Feb 24	OHIO STATE		1.2	2	1	1	1	2	0	1	0	0	0	1	0	4-13	0-0	0	6.00	34
Mar 01	vs Texas A&M		3.0	0	0	0	1	5	0	0	0	0	0	0	0	0-4	0-0	0	3.00	45
Mar 05	at UT Arlington		1.0	0	0	0	1	0	0	0	0	0	0	0	0	6-3	0-0	0	2.57	11
Mar 08	OREGON		2.1	1	1	0	0	3	0	0	0	0	0	0	0	5-4	0-0	0	1.93	30
Mar 10	OREGON		3.1	0	0	0	3	4	0	0	0	1	0	0	1	5-8	0-0	0	1.42	50
Mar 16	at Arizona		3.0	0	0	0	1	4	0	0	0	0	0	0	0	4-0	0-0	1	1.15	53
Mar 20	UTAH VALLEY		2.0	1	0	0	2	3	0	0	0	0	0	0	0	5-7	0-0	1	1.02	32
Mar 22	at Washington Stat		1.0	2	2	1	2	2	0	0	0	0	0	0	0	7-8	0-1	1	1.45	36
Mar 24	at Washington Stat		1.1	0	0	0	1	0	0	0	0	0	0	0	0	6-8	0-1	1	1.35	20
Mar 29	CALIFORNIA		1.0	4	2	2	0	1	1	0	1	0	0	0	0	10-9	0-1	1	2.14	26
Mar 30	CALIFORNIA		0.2	0	0	0	1	1	0	0	0	0	0	0	0	9-6	0-1	2	2.08	13
Apr 02	GRAND CANYON		1.1	1	0	0	0	1	1	0	0	0	0	0	0	9-8	0-1	2	1.96	15
Apr 07	at Oregon State		4.2	6	2	2	3	7	0	0	1	1	0	1	0	7-9	0-2	2	2.28	90
Apr 14	UTAH		2.1	3	5	5	3	3	0	0	2	0	0	2	1	5-11	0-3	2	3.60	57
Apr 19	at UCLA		2.0	2	1	1	1	2	0	0	0	1	0	0	0	5-3	0-3	3	3.66	33
Apr 28	USC		1.2	3	2	1	1	0	0	0	0	0	0	1	0	6-11	0-3	3	3.74	34
May 03	WASHINGTON		1.2	4	3	3	0	2	0	0	1	1	0	2	0	11-7	0-3	3	4.33	37
May 05	WASHINGTON		1.2	1	0	0	2	1	0	0	0	0	0	0	0	21-18	1-3	3	4.14	29
May 07	ARIZONA		0.1	0	0	0	0	0	0	0	0	0	0	0	0	3-5	1-3	3	4.10	1
May 12	at Stanford		2.1	1	0	0	2	1	0	0	0	0	0	1	0	16-7	1-3	3	3.86	28
Totals		0	39.2	31	20	17	26	44	2	1	5	4	0	8	2	153-15	1-3	3	3.86	-

2024 Sun Devil Baseball
Individual Game-by-Game for Arizona State (as of May 15, 2024)

#44 Tieding, Matt - 20 appearances (All games)

Date	Opponent	GS	IP	H	R	ER	BB	SO	2B	3B	HR	WP	BK	HBP	IBB	Score	W-L	Sv	ERA	NP
Feb 17	SANTA CLARA		1.1	4	4	4	0	0	4	0	0	0	0	0	0	14-13	0-0	0	27.00	21
Feb 20	KANSAS STATE		0.1	0	0	0	0	1	0	0	0	0	0	0	0	9-6	0-0	1	21.60	7
Feb 24	OHIO STATE		0.1	1	0	0	1	1	0	0	0	0	0	1	0	4-13	0-0	1	18.00	11
Mar 02	vs TCU		1.2	2	0	0	0	1	1	0	0	0	0	0	0	9-11	0-0	1	9.82	31
Mar 05	at UT Arlington		2.0	0	0	0	1	0	0	0	0	0	0	0	0	6-3	0-0	1	6.35	24
Mar 10	OREGON		1.0	2	1	1	0	0	1	0	0	0	0	0	0	5-8	0-0	1	6.75	19
Mar 12	NEW MEXICO		0.2	0	0	0	0	0	0	0	0	0	0	0	0	4-6	0-0	1	6.14	6
Mar 17	at Arizona		2.0	5	2	2	0	1	0	1	0	0	0	0	0	3-14	0-0	1	6.75	32
Mar 20	UTAH VALLEY		2.0	2	2	0	1	2	0	0	0	0	0	0	1	5-7	0-0	1	5.56	33
Mar 24	at Washington Stat		2.0	5	3	3	1	2	1	0	0	0	0	0	0	6-8	0-0	1	6.75	41
Mar 28	CALIFORNIA		5.0	3	0	0	1	4	1	0	0	0	0	0	0	14-8	1-0	1	4.91	67
Apr 05	at Oregon State		3.2	8	6	5	1	3	1	0	1	0	0	1	0	8-13	1-0	1	6.14	83
Apr 14	UTAH	*	3.0	8	4	4	0	2	3	0	1	0	0	0	0	5-11	1-0	1	6.84	51
Apr 19	at UCLA		2.0	1	0	0	1	3	0	0	0	0	0	0	0	5-3	1-0	1	6.33	34
Apr 26	USC		2.2	2	0	0	1	3	0	0	0	0	0	0	0	12-1	1-0	1	5.76	47
Apr 30	UC SAN DIEGO		2.0	1	1	1	1	1	1	0	0	0	0	2	0	15-5	1-0	1	5.68	37
May 03	WASHINGTON		1.2	2	0	0	0	2	1	0	0	0	0	0	0	11-7	1-0	1	5.40	30
May 05	WASHINGTON		0.2	7	4	4	1	0	1	1	0	0	0	0	0	21-18	1-0	1	6.35	35
May 07	ARIZONA		2.0	2	1	1	0	0	0	0	0	0	0	0	0	3-5	1-0	1	6.25	23
May 10	at Stanford		2.0	2	1	0	0	1	0	0	0	0	0	0	0	13-1	1-0	1	5.92	33
Totals		1	38.0	57	29	25	10	27	15	2	2	0	0	4	1	172-16	1-0	1	5.92	-

2024 Sun Devil Baseball
Individual Game-by-Game for Arizona State (as of May 15, 2024)

#11 Vu, Kien - 42 games (All games)

Date	Opponent	Pos	AB	R	H	RBI	2B	3B	HR	BB	SB	CS	HBP	SAC	SF	GDP	K	PO	A	E	Avg
Feb 16	SANTA CLARA	*of	3	1	1	1	1	0	0	0	0	0	1	0	0	0	1	0	0	0	.333
Feb 17	SANTA CLARA	of	1	0	1	0	0	0	0	0	0	0	0	0	0	0	0	0	0	0	.500
Feb 18	SANTA CLARA	pr	0	0	0	0	0	0	0	0	0	0	0	0	0	0	0	0	0	0	.500
Feb 20	KANSAS STATE	of	0	0	0	0	0	0	0	0	0	0	0	0	0	0	0	0	0	0	.500
Feb 22	OHIO STATE	of	1	0	0	0	0	0	0	0	0	0	0	0	0	0	0	0	0	0	.400
Feb 23	OHIO STATE	*of	5	3	2	1	1	1	0	0	1	0	0	0	0	0	1	1	0	0	.400
Feb 25	OHIO STATE	*of	4	1	2	0	0	0	0	0	0	0	0	0	0	0	1	2	0	0	.429
Mar 03	vs Texas A&M	of	1	0	1	1	0	0	0	0	0	0	0	0	0	0	0	0	0	0	.467
Mar 12	NEW MEXICO	ph	1	0	0	1	0	0	0	0	0	0	0	0	0	0	0	0	0	0	.438
Mar 15	at Arizona	pr	0	1	0	0	0	0	0	0	0	0	0	0	0	0	0	0	0	0	.438
Mar 17	at Arizona	*of	3	0	0	0	0	0	0	0	1	0	0	0	0	0	3	3	0	1	.368
Mar 20	UTAH VALLEY	ph	1	0	1	2	0	0	0	0	0	0	0	0	0	0	0	0	0	0	.400
Mar 22	at Washington Stat	ph	1	0	1	0	1	0	0	0	0	0	0	0	0	0	0	0	0	0	.429
Mar 23	at Washington Stat	ph	1	0	0	0	0	0	0	0	0	0	0	0	0	0	0	0	0	0	.409
Mar 24	at Washington Stat	ph	1	0	0	0	0	0	0	0	0	0	0	0	0	0	0	0	0	0	.391
Mar 25	at UNLV	*1b/of	3	2	2	0	0	0	0	1	2	0	0	0	0	0	0	7	0	0	.423
Mar 28	CALIFORNIA	of	1	1	1	0	0	0	0	0	0	0	0	0	0	0	0	0	0	0	.444
Mar 30	CALIFORNIA	*of	3	2	1	1	0	0	1	1	0	0	0	0	0	0	0	3	0	0	.433
Apr 02	GRAND CANYON	*of	5	2	2	2	0	0	0	0	0	0	0	0	0	0	1	5	1	0	.429
Apr 05	at Oregon State	*1b	4	2	2	1	1	0	0	1	0	0	0	0	0	0	2	4	0	0	.436
Apr 06	at Oregon State	*of	3	0	0	0	0	0	0	0	0	0	0	0	0	0	1	5	0	0	.405
Apr 07	at Oregon State	*of	4	1	3	3	1	0	1	0	2	0	1	0	0	0	1	2	0	0	.435
Apr 09	at Grand Canyon	*of	4	1	0	1	0	0	0	1	0	0	0	0	0	0	2	1	0	0	.400
Apr 13	UTAH	*of/of	3	2	2	2	0	0	0	1	1	0	0	0	0	0	1	1	0	0	.415
Apr 14	UTAH	*of	5	1	2	2	0	0	1	0	0	0	0	0	0	0	0	0	0	0	.414
Apr 16	at Cal State Fullert	*of	3	1	1	2	0	0	1	1	0	0	0	0	0	0	1	0	0	0	.410
Apr 17	at Cal State Fullert	*of	4	0	3	1	0	0	0	0	1	0	0	0	0	0	0	1	1	0	.431
Apr 19	at UCLA	*of	4	3	2	1	0	0	1	1	0	0	0	0	0	0	0	0	0	0	.435
Apr 20	at UCLA	*of	5	1	3	2	0	0	0	0	0	0	0	0	0	0	1	2	0	0	.446
Apr 21	at UCLA	*of	4	2	2	2	0	0	1	1	0	0	0	0	0	0	2	0	0	0	.449
Apr 26	USC	*of	4	0	1	0	0	0	0	1	0	0	0	0	0	0	2	0	0	0	.439
Apr 27	USC	*of	4	3	3	6	0	1	2	1	0	0	0	0	0	0	0	2	0	0	.453
Apr 28	USC	*of	5	0	1	1	0	0	0	0	0	0	0	0	0	1	2	2	0	0	.440
Apr 30	UC SAN DIEGO	*of/of	5	2	2	0	0	0	0	0	0	0	0	0	0	0	2	0	0	0	.438
May 01	UC SAN DIEGO	*of	4	3	3	4	1	0	1	0	0	0	0	0	0	0	1	1	0	0	.450
May 03	WASHINGTON	*of	4	2	2	2	0	0	1	2	0	0	0	0	0	0	1	1	0	0	.452
May 04	WASHINGTON	*of	5	0	1	0	0	0	0	0	0	0	0	0	0	0	2	5	0	0	.440
May 05	WASHINGTON	*of/of	5	1	2	2	0	0	0	1	0	0	0	0	0	0	1	4	0	0	.439
May 07	ARIZONA	*of	5	0	0	0	0	0	0	0	0	0	0	0	0	0	4	2	0	0	.420
May 10	at Stanford	*of	5	2	2	3	1	0	1	1	0	0	0	0	0	0	1	2	0	0	.419
May 11	at Stanford	*of/of	2	2	1	3	0	0	1	3	1	1	0	0	0	0	1	0	0	0	.421
May 12	at Stanford	*of/of	3	4	1	0	1	0	0	1	1	0	2	0	0	0	0	4	0	0	.419
Totals		30gs	129	46	54	47	10	2	12	18	10	1	4	0	0	1	35	60	2	1	.419

On base pct. .503 • Slugging pct. .806

2024 Sun Devil Baseball
Individual Game-by-Game for Arizona State (as of May 15, 2024)

#12 Williams, Harris - 47 games (All games)

Date	Opponent	Pos	AB	R	H	RBI	2B	3B	HR	BB	SB	CS	HBP	SAC	SF	GDP	K	PO	A	E	Avg
Feb 16	SANTA CLARA	*of	5	0	2	1	0	0	0	0	0	0	0	0	0	0	1	2	0	0	.400
Feb 17	SANTA CLARA	*of	5	2	1	1	0	0	1	1	0	0	0	0	0	0	2	2	0	0	.300
Feb 18	SANTA CLARA	*of	6	1	3	4	1	0	1	0	0	0	0	0	0	0	0	2	1	0	.375
Feb 20	KANSAS STATE	*of/of	2	1	1	1	0	0	0	2	2	0	1	0	0	0	1	1	0	0	.389
Feb 22	OHIO STATE	*of	3	1	0	0	0	0	0	0	1	0	1	0	0	0	2	0	0	0	.333
Feb 23	OHIO STATE	*of	5	3	4	2	1	0	0	1	1	0	0	0	0	0	0	1	0	0	.423
Feb 24	OHIO STATE	*of	5	0	3	0	1	0	0	0	0	1	0	0	0	0	0	2	0	1	.452
Feb 25	OHIO STATE	*of	3	0	2	1	0	0	0	1	0	0	1	0	0	0	1	3	0	0	.471
Mar 01	vs Texas A&M	*of	4	0	0	0	0	0	0	0	0	0	0	0	0	0	1	4	0	0	.421
Mar 02	vs TCU	*of	4	2	1	1	0	0	0	1	0	0	0	0	0	0	1	3	0	0	.405
Mar 03	vs Texas A&M	*of	4	0	1	0	0	0	0	0	0	0	0	0	0	0	1	0	0	0	.391
Mar 05	at UT Arlington	*of	4	1	0	0	0	0	0	1	0	0	0	0	0	0	1	1	0	0	.360
Mar 08	OREGON	*of	4	1	2	0	1	0	0	1	0	0	0	0	0	0	0	0	0	1	.370
Mar 09	OREGON	*of	4	0	0	0	0	0	0	1	0	0	0	0	0	0	0	1	0	0	.345
Mar 10	OREGON	*of	4	1	3	2	1	0	1	1	0	0	0	0	0	0	0	0	0	0	.371
Mar 12	NEW MEXICO	*of	3	1	0	0	0	0	0	1	2	0	1	0	0	0	1	1	0	0	.354
Mar 15	at Arizona	*of	4	0	1	0	0	0	0	0	0	0	0	0	0	0	1	1	0	0	.348
Mar 16	at Arizona	*of	5	1	2	0	0	1	0	0	0	0	0	0	0	0	1	2	0	0	.351
Mar 17	at Arizona	*of	5	1	2	0	2	0	0	0	0	0	0	0	0	0	1	2	0	0	.354
Mar 19	UTAH VALLEY	*of	3	0	1	2	1	0	0	2	0	0	0	0	0	0	0	1	0	0	.354
Mar 20	UTAH VALLEY	*of	4	0	0	0	0	0	0	0	0	0	0	0	0	0	1	4	0	0	.337
Mar 22	at Washington Stat	*of	6	1	1	1	1	0	0	0	0	0	0	0	0	0	2	0	0	0	.326
Mar 23	at Washington Stat	*of	4	0	0	0	0	0	0	1	0	1	0	0	0	0	0	0	0	0	.312
Mar 24	at Washington Stat	*of	4	3	1	1	0	0	0	0	0	0	0	0	1	0	1	1	0	0	.310
Mar 25	at UNLV	*of	4	1	1	0	0	0	0	1	0	0	0	0	0	0	1	2	0	0	.308
Mar 29	CALIFORNIA	*of	2	3	1	1	0	0	1	2	0	0	1	0	0	0	0	4	0	0	.311
Mar 30	CALIFORNIA	*of	3	1	0	0	0	0	0	1	0	0	1	0	0	0	0	1	0	1	.303
Apr 02	GRAND CANYON	ph/of	1	0	1	2	1	0	0	1	0	0	0	0	0	0	0	0	0	0	.309
Apr 05	at Oregon State	*of	6	2	1	0	0	0	0	0	1	0	0	0	0	0	1	4	0	0	.302
Apr 06	at Oregon State	*of	3	0	1	0	0	0	0	0	0	0	0	0	0	0	0	2	0	0	.303
Apr 07	at Oregon State	ph	1	0	0	0	0	0	0	0	0	0	0	0	0	1	0	0	0	0	.300
Apr 09	at Grand Canyon	ph	1	0	0	0	0	0	0	0	0	0	0	0	0	1	0	0	0	0	.298
Apr 12	UTAH	*of	4	0	0	0	0	0	0	0	0	0	0	0	0	0	0	5	0	0	.288
Apr 13	UTAH	*of	4	0	0	0	0	0	0	0	0	0	0	0	0	0	2	1	0	0	.279
Apr 14	UTAH	ph	1	0	0	0	0	0	0	0	0	0	0	0	0	0	0	0	0	0	.277
Apr 17	at Cal State Fullert	*of	4	1	2	1	1	0	1	0	0	0	0	0	0	0	1	0	0	0	.284
Apr 19	at UCLA	*dh	5	0	1	0	0	0	0	0	0	1	0	0	0	1	0	0	0	0	.281
Apr 20	at UCLA	*of	5	0	2	1	0	0	0	0	0	0	0	0	0	0	1	2	0	0	.285
Apr 21	at UCLA	*dh	3	1	0	0	0	0	0	1	0	0	0	0	0	0	1	0	0	0	.279
Apr 27	USC	of/of	0	0	0	0	0	0	0	1	0	0	0	0	0	0	0	0	0	0	.279
Apr 28	USC	*of	4	0	0	0	0	0	0	0	0	0	0	0	0	0	1	0	0	0	.272
May 01	UC SAN DIEGO	of	1	0	1	0	0	0	0	0	0	0	0	0	0	0	0	1	0	0	.276
May 03	WASHINGTON	pr	0	1	0	0	0	0	0	0	0	0	0	0	0	0	0	0	0	0	.276
May 05	WASHINGTON	*of	3	2	2	0	0	0	0	1	0	0	0	1	0	0	0	1	0	0	.284
May 10	at Stanford	ph	1	1	1	2	0	0	0	0	0	0	0	0	0	0	0	0	0	0	.288
May 11	at Stanford	*of	4	1	2	0	0	0	0	0	0	0	0	0	0	0	1	2	0	0	.294
May 12	at Stanford	*of	4	0	1	1	0	0	0	0	0	0	0	0	0	0	1	3	0	0	.293
Totals		39gs	164	34	48	25	11	1	5	22	7	3	6	1	1	3	29	62	1	3	.293

On base pct. .394 • Slugging pct. .463