

2023 Sun Devil Baseball

GAME NOTES - GRAND CANYON

#24/22 ARIZONA ST.

23-9 (10-2 Pac-12)

@ASU_Baseball

@TheSunDevils

WEEK NINE

APRIL 11

6 p.m. AZT

GCU Ballpark

Phoenix, Ariz.

FOX 10 XTRA/ESPN+

KDUS 1060 AM

GRAND CANYON

18-9 (9-6 WAC)

@GCU_Baseball

@GCU_Lopes



ASU_BASEBALL



SUN DEVIL BASEBALL



ASU_BASEBALL

MEDIA RELATIONS CONTACT

Jeremy Hawkes

jrhawkes@asu.edu | C:520-403-0121 | O:480-965-9544

#10THINGS (Twitter-Friendly Notes)

1. The Sun Devils have gone 7-1 on Friday night games this season, led by Ross Dunn who is 4-1 with a 3.09 ERA - fourth in the Pac-12.

2. The Sun Devils are 6-0 in single game midweeks this season, notable as the team was 4-6 in such games a season ago.

3. ASU is 5-2 in 1-run games this season, a notable tally as ASU went just 1-7 in 1-score games last year. The team is 12-2 in games decided by 3 runs or less.

4. Johnny Wholestaff midweek games have seen the Sun Devils excel with a team 3.00 ERA in single-game midweeks with 56 Ks to 16 BBs.

5. Ryan Campos leads the Pac-12 with an active 30-game reached base streak and is the league leader with a .419 average as well.

6. Jacob Tobias has posted a team-leading 33 RBIs this season that are fifth in the Pac-12 conference and notable as he had just 29 for the season last year.

7. The Sun Devils have trailed at some point in 11 of the team's last 13 victories and in 13 of the squad's victories overall.

8. Nolan Lebamoff enters the weekend having not allowed an earned run in any of his last 14 appearances after allowing three in the first two.

9. The Sun Devils have six players with 20 or more RBIs this season - tied for second in the Pac-12 behind Stanford.

10. The Sun Devils and Stanford are the only teams in the Pac-12 with eight players with three or more homers this season.

#BYTHENUMBERS

The Sun Devils entered the majority of the rankings this week, including moving into the No. 24 spot by D1Baseball and at No. 22 by Baseball America - its first ranking by the outlet since 2020. The team also finds itself at No. 23 by both the National Collegiate Baseball Writers Association and the USA Today Coaches Poll and as high as No. 10 by Collegiate Baseball News. The Sun Devils are 10-2 in Pac-12 play with series victories in each of the four it has played thus far. The team has won 17 of its last 19 games entering the week.

The Sun Devils have shown an ability to be successful in close games, going 12-2 this season in games decided by three runs or less. A year ago the team was 14-16 in those games. More notably, ASU is 5-2 in one run games this season after going 1-7 in those games last year. ASU has also been impressive in its single-game midweek tilts this year, going 6-0 in such games after Tuesday's victory over Seattle U. ASU was 4-6 in single-game midweek tilts last season. ASU has trailed in 11 of its last 13 victories. ASU has trailed by three or more runs in five of those victories.

The Sun Devil bullpen has been pivotal to ASU's success this season and markedly better than last years with a combined 4.58 ERA this season. The group has a 14-3 record in decisions this year with nine saves and his holding opponents to a .232 average against. The squad has a 143 to 69 strikeout to walk ration for the season. These numbers pop when you consider last year's bullpen through 32 games was sitting with a 6.63 ERA and a 6-13 record in decisions. The team was allowing a .292 average against with 120 strikeouts to a whopping 93 walks.

Ryan Campos was named the Pac-12 Player of the Week following this weekend's sweep of Washington State and enters the week with the league's highest batting average (.419) and longest reached-base streak (30 games). Campos leads the Pac-12 with 39 runs, tied for 10th with 7 homers and fourth in the league with 25 walks. His .527 OBP also paces the conference while his .675 slugging percentage is good for sixth. Campos is the only Pac-12 Player in the Top-10 in average, OBP, slugging, runs, homers and walks.

2023 SUN DEVIL BASEBALL SCHEDULE

Date	Opponent	Time/Score
Feb. 17	San Diego State*	W 6-5
Feb. 18	San Diego State*	W 5-3
Feb. 19	San Diego State*	W 1-6
Feb. 21	UNLV	W 6-3
Feb. 24	at Mississippi State	W 13-4
Feb. 25	at Mississippi State	L 1-5
Feb. 26	at Mississippi State	L 3-16
Mar. 1	North Dakota State	W 10-9
Mar. 3	UC Irvine	L 6-16
Mar. 4	UC Irvine	L 9-10
Mar. 5	UC Irvine	L 2-7
Mar. 7	at Oklahoma State	L 4-8
Mar. 8	at Oklahoma State	L 4-7
Mar. 10	UC Davis	W 7-1
Mar. 11	UC Davis	W 6-4
Mar. 12	UC Davis	W 17-4
Mar. 14	Utah Tech	W 9-1
Mar. 17	at Utah*	W 9-7
Mar. 18	at Utah*	W 15-9
Mar. 19	at Utah*	L 6-11
Mar. 21	Grand Canyon	W 11-1
Mar. 24	Arizona*	W 6-5
Mar. 25	Arizona*	W 7-4
Mar. 26	Arizona*	W 10-6
Mar. 28	at UNLV	W 6-2
Mar. 31	at California*	W 4-1
Apr. 1	at California*	L 4-5
Apr. 2	at California*	W 15-10
Apr. 4	Seattle	W 11-6
Apr. 6	Washington State*	W 6-5
Apr. 7	Washington State*	W 6-2
Apr. 8	Washington State*	W 4-1
Apr. 11	at Grand Canyon	6:00 PM
Apr. 14	at Washington*	6:00 PM
Apr. 15	at Washington*	2:00 PM
Apr. 16	at Washington*	1:00 PM
Apr. 19	at Arizona	6:00 PM
Apr. 21	Oregon State*	6:30 PM
Apr. 22	Oregon State*	6:30 PM
Apr. 23	Oregon State*	12:30 PM
Apr. 25	Cal State Fullerton	6:00 PM
Apr. 26	Cal State Fullerton	2:00 PM
Apr. 28	at Oregon*	5:05 PM
Apr. 29	at Oregon*	2:05 PM
Apr. 30	at Oregon*	12:05 PM
May 5	Stanford*	6:30 PM
May 6	Stanford*	6:30 PM
May 7	Stanford*	12:30 PM
May 12	at USC*	6:30 PM
May 13	at USC*	6:30 PM
May 14	at USC*	1:00 PM
May 15	at UC Riverside	2:00 PM
May 18	UCLA*	7:00 PM
May 19	UCLA*	6:00 PM
May 20	UCLA*	12:00 PM
May 23	Conference Tournament	TBD
May 24	Conference Tournament	TBD
May 25	Conference Tournament	TBD
May 26	Conference Tournament	TBD
May 27	Conference Tournament	TBD

All times Arizona time

* - Indicates a Pac-12 Conference game

- Indicates a Pac-12 Network Game

^ - Indicates a Pac-12 Live Stream Game

PROJECTED STARTERS

ASU	ERA	W-L	IP	SO	BB	Opp. Avg
RHP Matt Tieding	3.45	3-1	28.2	14	6	.238

GCU	ERA	W-L	IP	SO	BB	Opp. Avg
RHP Carter Young	8.82	0-1	16.1	22	5	.304

2023 Sun Devil Baseball

QUICK FACTS/MEDIA INFORMATION

GENERAL INFORMATION

Location.....	Tempe, Ariz.
Founded.....	1885
Enrollment.....	140,759
Nickname.....	Sun Devils
School Colors.....	Maroon and Gold
Home Field.....	Phoenix Municipal Stadium
Capacity.....	5,300
Muni Dimensions.....	Lines: 333 (LF) 334 (RF) Alleys: 385 CF: 395
Surface.....	Grass
Affiliation.....	NCAA Div. I
Conference.....	Pac-12
President.....	Dr. Michael Crow
VP of Athletics.....	Ray Anderson
Athletic Dept. Phone.....	(480) 965-3482
Ticket Office Phone.....	(480) 727-0000
Athletics Department Address.....	
	Carson Student-Athlete Center
	500 East Veteran's Way
	P.O. Box 872505
	Tempe, AZ 85287-2505

PROGRAM HISTORY

First Year of Baseball.....	1907 (7-2)
Start of NCAA Baseball.....	1959 (28-18-1)
All-Time Record.....	2992-1531-8 (.661)*
Modern Era Record (Since Joining NCAA).....	2659-1187-4*
National Championships.....	5 (165, '67, '69, '77, '81)
Years in CWS/Last.....	22 (2010)*
All-Time CWS Record.....	61-38 (.616)*
NCAA Appearances/Last.....	41 (2021)*
NCAA Tournament Record.....	171-82 (.676)*
Best Record All-time.....	64-6 (.914) - 1972
Last All-Americans.....	2022 (2)
	Joe Lampe (Perfect Game, Third Team)
	Nate Baez (Collegiate Baseball, Third Team)

*- ASU vacated 44 wins, the Pac-10 title and the College World Series appearance from 2007. Records do not reflect the vacations.

COACHING STAFF

Head Coach.....	Willie Bloomquist (2nd Year)
Alma Mater.....	Arizona State (1999)
Career Record/Record at ASU (Years).....	49-41 (2nd Season)
Assistant Coach.....	Mike Goff (2nd Season)
Assistant Coach/Pitching/Recruiting.....	Sam Peraza (2nd Season)
Assistant Coach.....	Dan Jaffe (1st Season)
Director of Player Development/Assistant Recruiting Coord.....	Travis Buck (2nd Season)
Director of Operations.....	Mike Porcaro (2nd Season)
Strength & Conditioning.....	Ted Henson (1st Season)
Athletic Trainer.....	Jesse Lowman (9th Season)
Dir. of Community Relations.....	Armando Flores (16th Season)

SPORTS INFORMATION

Baseball Contact.....	Jeremy Hawkes (7th Season) (BSB)/11th Season)
Office.....	480-965-9544
Cell.....	520-403-0121
E-Mail.....	jdhawkes@asu.edu
Director of Sports Information.....	Doug Tammara
Email.....	tammara@asu.edu

2022 RECAP

Overall Record.....	26-32
Conference record.....	13-17
Home record.....	19-13
Away record.....	6-17
Neutral site record.....	1-2
Postseason.....	Pac-12 Tournament (T-5th)
Final national finish.....	--
Conference finish.....	8th
Players Drafted.....	6

MEDIA INFORMATION

Credentials

All credential requests should be sent via email to Jeremy Hawkes (jdhawkes@asu.edu).

Interview Policy

Sun Devil Baseball's weekly media availability with vary week-to-week based on the season's schedule. Media Relations Director Jeremy Hawkes will reach out each week to confirm availability dates. Media planning to attend must contact Jeremy Hawkes (520-403-0121/jdhawkes@asu.edu) ahead of time and inform him of their plans or to be added to the distribution list.

Throughout the season's schedule, ASU will host postgame interviews in the Omaha Room after each game. Media members should request players at the beginning of the ninth inning. Please contact Jeremy Hawkes or a member of the media relations staff in the press box to coordinate those interviews. Media members who wish to schedule an interview outside of practice must contact Jeremy Hawkes.

Photography/Videography

Accommodations for B-Roll purposes at practice can be made through Jeremy Hawkes (jdhawkes@asu.edu). During games, credentials must be worn in plain view throughout the game and all photographers must adhere to painted lines and instructions given by security personnel and/or Arizona State staff members at all times. At no point during game action should a member of the media be on the field of play. Contact Jeremy Hawkes for any details regarding shooting game action.

Media Highlights Policy

Highlights Include Pac-12 Networks/ESPN/FOX network broadcasts (including affiliates such as ABC and ESPNU and CBS sublicensed telecasts), all home hosted non-televised competitions including those that are live streamed and any other sport events in which the Pac-12 controls the exhibition rights. No third-party organization may post competition footage of any Pac-12 game, non-conference home game or other contest for which the Pac-12 controls the media rights on its website without a license to the content from the Pac-12 Networks or its licensing partner (Wazee Digital), with the exception of news window

privileges described below. Alternatively, third parties are permitted to post video on their websites through the use of the Pac-12 Digital embeddable video player (embed code available at <http://video.pac-12.com>). Certified broadcast news outlets may use a maximum of 3 minutes of Pac-12 event footage on their regularly scheduled newscasts during the 48-hour news window following the conclusion of included events. If the highlights from a Pac-12 Networks production do not contain the Pac-12 Networks bug, the news outlet must insert "Courtesy of Pac-12 Networks" over the footage. Excerpts of those newscasts containing these highlights may also be posted to news providers' websites, but must be removed 48 hours after the conclusion of any included event, unless a license for that footage is obtained from Pac-12 Conference or its licensing Partner (Wazee Digital). Highlights may not be posted to YouTube, Facebook, or other social media properties.

2023 Media Coverage

The vast majority the Sun Devils games this season will be available to fans via the Pac-12 Network or the Pac-12 Live Stream online.

The Sun Devil Sports Radio Network is scheduled to broadcast 32-35 Sun Devil Baseball games this season between NBC Sports Radio AM 1060 and other affiliated radio stations. Fans can listen to the broadcasts on the radio or via the TuneIn app on thesundevils.com. Links to the streaming audio can be found on the online baseball schedule.

Tim Healey is set to serve his 25th season as the "Voice of the Sun Devils" on baseball broadcasts and will be joined for the fifth-straight season by color analyst Max Rossiter, who was an all-conference catcher for the Devils from 2012-13.

2023 Sun Devil Baseball

HOME RUNS/DOUBLE PLAYS/PITCHING/TROPHY CASE

HOME RUN TRACKER

Player (Season No.)	Gm #	Date	Opponent	On Base	Inning	Outs	Count	Score	Final
Will Rogers (1)	1	Feb. 17	SDSU	0*	2	0	3-2	1-0	6-5
Luke Keaschall (1)	2	Feb. 18	SDSU	0*	1	0	0-0	0-0	5-3
Isaiah Jackson (1)	2	Feb. 18	SDSU	0*	2	1	0-2	1-0	5-3
Ryan Campos (1)	4	Feb. 21	UNLV	0	1	2	3-1	0-0	6-3
Ethan Long (1)	4	Feb. 21	UNLV	0	1	2	0-0	1-0	6-3
Wyatt Crenshaw (1)	4	Feb. 21	UNLV	0	3	1	0-0	2-0	6-3
Luke Keaschall (2)	5	Feb. 24	@ Miss St.	0*	1	0	1-1	0-0	13-4
Wyatt Crenshaw (2)	5	Feb. 24	@ Miss St.	1	2	1	1-0	3-0	13-4
Luke Hill (1)	7	Feb. 26	@ Miss St.	0*	3	0	0-2	1-3	3-16
Ethan Long (2)	7	Feb. 26	@ Miss St.	0	3	1	0-1	2-12	3-16
Ethan Long (3)	8	March 1	NDSU	1	4	0	0-2	0-7	10-9
Jacob Tobias (1)	8	March 1	NDSU	1	5	1	3-2	6-7	10-9
Will Rogers (2)	8	March 1	NDSU	0	5	1	0-0	9-9	10-9
Isaiah Jackson (2)	9	March 3	UC Irvine	0	3	1	2-2	1-5	6-16
Ryan Campos (2)	9	March 3	UC Irvine	0*	5	0	1-1	3-11	6-16
Jacob Tobias (2)	9	March 3	UC Irvine	0	5	1	0-0	4-11	6-16
Jacob Tobias (3)	11	March 5	UC Irvine	0*	8	0	1-1	0-6	2-7
Willie Cano (1)	13	March 8	at #13 Oklahoma St.	1	7	1	1-0	2-7	4-7
Ryan Campos (3)	15	March 11	UC Davis	1	5	2	2-0	3-0	6-4
Nu'u Contrades (1)	16	March 12	UC Davis	1	4	1	2-0	9-0	17-4
Ryan Campos (4)	16	March 12	UC Davis	1	4	2	0-0	12-0	17-4
Nu'u Contrades (2)	17	March 14	Utah Tech	0*	3	0	1-2	0-1	9-1
Luke Keaschall (3)	17	March 14	Utah Tech	2	3	0	1-0	2-1	9-1
Luke Keaschall (4)	18	March 17	@ Utah	0	6	2	1-0	7-4	9-7
Wyatt Crenshaw (3)	19	March 18	@ Utah	1	7	1	1-0	3-3	15-9
Luke Keaschall (5)	19	March 18	@ Utah	0	7	2	1-0	11-5	15-9
Wyatt Crenshaw (4)	20	March 19	@ Utah	0*	1	0	1-0	0-0	6-11
Luke Keaschall (6)	22	March 24	Arizona	1	1	2	1-0	0-2	6-5
Luke Keaschall (7)	22	March 24	Arizona	2	3	2	0-0	2-2	6-5
Nu'u Contrades (3)	23	March 25	Arizona	2	3	1	0-1	3-3	7-4
Wyatt Crenshaw (5)	24	March 26	Arizona	0*	6	0	0-2	2-3	10-6
Kien Vu (1)	24	March 26	Arizona	0	4	2	3-1	4-3	10-6
Nu'u Contrades (4)	24	March 26	Arizona	0*	5	0	0-0	5-3	10-6
Ryan Campos (5)	24	March 26	Arizona	0	6	2	0-2	9-3	10-6
Nu'u Contrades (5)	25	March 28	@ UNLV	1	7	0	1-1	3-2	6-2
Nu'u Contrades (6)	27	April 1	@ Cal	2	5	0	1-0	1-3	4-5
Isaiah Jackson (3)	29	April 4	Seattle U	1	8	2	2-2	9-5	11-6
Luke Hill (2)	30	April 6	Washington State	2	3	0	1-0	0-3	6-5
Jacob Tobias (4)	30	April 6	Washington State	0*	9	0	3-1	3-5	6-5
Isaiah Jackson (4)	31	April 7	Washington State	1	5	1	2-0	0-2	6-2
Ryan Campos (6)	31	April 7	Washington State	0*	6	0	1-1	2-2	6-2
Will Rogers (3)	32	April 8	Washington State	1	5	1	0-0	0-0	4-1
Nu'u Contrades (7)	32	April 8	Washington State	0	6	0	2-1	2-1	4-1
Ryan Campos (7)	32	April 8	Washington State	0	0	8	1-0	3-1	4-1

*-Leadoff Home Run

GAME-WINNING RBI/Run (RBI/Run [When not an RBI] Responsible for the Go-Ahead Run and a Lead Not Relinquished)

Player	Gm #	Date	Opponent	Season #	Inning	Outs	Count	Result	Final
Will Rogers	1	Feb. 17	SDSU	1	9	1	0-0	1B 7 RBI	6-5
Luke Keaschall	2	Feb. 18	SDSU	1	1	0	0-0	HR 7	5-3
Jonny Weaver	3	Feb. 19	SDSU	1	7	2	1-2	1B 7 RBI	1-0
Ryan Campos	4	Feb. 21	UNLV	1	1	2	3-1	HR 7	6-3
Luke Keaschall	5	Feb. 24	@ Miss St.	2	1	0	1-1	HR 7	13-4
Will Rogers	8	March 1	NDSU	2	9	1	0-0	HR 7	10-9
Luke Hill	14	March 10	UC Davis	1	1	0	3-2	1B 7 RBI	7-1
Ryan Campos	15	March 11	UC Davis	2	1	0	2-1	1B LL RBI	6-4
Ryan Campos	16	March 12	UC Davis	3	1	1	0-1	1B MI RBI	17-4
Luke Hill	17	March 14	Utah Tech	2	3	0	1-2	1B MI RBI	9-1
Luke Keaschall	18	March 17	@ Utah	3	4	1	3-1	1B LF 2 RBI	9-7
Wyatt Crenshaw	19	March 18	@ Utah	1	2	1	2-0	HR RF 2 RBI	15-9
Nu'u Contrades	21	March 22	#25 Grand Canyon	1	1	2	1-1	2B LF RBI	11-1
Luke Keaschall	22	March 24	Arizona	4	3	2	0-0	HR CF 3 RBI	6-5
Nu'u Contrades	23	March 25	Arizona	1	6	1	0-1	HR LF 3 RBI	7-4
Jacob Tobias	24	March 26	Arizona	1	3	1	2-0	F8 SF	10-6
Jacob Tobias	25	March 28	@ UNLV	2	6	0	0-1	3B 8 2 RBI	6-2
Wyatt Crenshaw	26	March 1	@ Cal	2	5	1	-	E8	4-1
Luke Hill	28	April 2	@ Cal	3	8	1	3-2	1B 5 RBI	15-10
Jacob Tobias	29	April 4	Seattle U	3	1	1	2-1	1B RS 2 RBI	9-6
Kien Vu	30	April 6	Washington State	1	9	1	3-2	1B 8 RBI	6-5
Ryan Campos	31	April 7	Washington State	4	6	0	1-1	HR RF	6-2
Will Rogers	32	April 8	Washington State	3	5	1	0-0	HR LF 2 RBI	4-1

DOUBLE PLAYS

Gm #	Date	Opponent	Pitcher (SZN #)	Scoring	Players	Inn.	Outs	Score	Final
1	Feb. 17	SDSU	Dunn (1)	643 GDP	Hill-Keaschall-Long	1	0	0-0	6-5
1	Feb. 17	SDSU	Stevenson (1)	543 GDP	Contrades-Keaschall-Long	5	1	3-0	6-5
2	Feb. 18	SDSU	Tieding (1)	L3U DP	Long	7	0	2-0	5-3
5	Feb. 24	@ Miss St.	Dunn (2)	63 GDP	Hill-Long	1	1	3-0	13-4
5	Feb. 24	@ Miss St.	Stevenson (2)	543 GDP	Contrades-Keaschall-Weaver	5	0	13-0	13-4
5	Feb. 24	@ Miss St.	Giblin (1)	543 GDP	Contrades-Keaschall-Weaver	8	1	13-4	13-4
7	Feb. 26	@ Miss St.	Manning (1)	L4 DP	Keaschall	3	0	2-3	3-16
10	March 4	UC Irvine	Curtis (1)	361 GDP	Tobias-Hill-Curtis	3	1	0-2	9-10
10	March 4	UC Irvine	Curtis (2)	63 DP	Hill-Tobias	4	1	0-3	9-10
10	March 4	UC Irvine	Stevenson (3)	643 GDP	Hill-Keaschall-Tobias	6	1	5-6	9-10
11	March 5	UC Irvine	Pivaroff (1)	643 GDP	Hill-Keaschall-Long	7	1	0-6	2-7
11	March 5	UC Irvine	Gardner (1)	463 GDP	Keaschall-Hill-Long	8	1	0-6	2-7
11	March 5	UC Irvine	Wainscott (1)	643 GDP	Hill-Keaschall-Long	9	0	1-7	2-7
14	March 10	UC Davis	Dunn (3)	KSDP	Campos-Hill	1	1	0-0	7-1
15	March 11	UC Davis	Peery (1)	463 GDP	Keaschall-Hill-Tobias	7	1	5-4	6-4
16	March 12	UC Davis	Giblin (2)	L6U DP	Hill	2	1	3-0	17-4
17	March 14	Utah Tech	Peery (2)	463 GDP	Keaschall-Varnado-Tobias	9	0	9-1	9-1
20	March 19	@ Utah	Pivaroff (2)	463 GDP	Keaschall-Hill-Tobias	6	0	6-2	6-11
23	March 25	Arizona	Curtis (3)	463 GDP	Keaschall-Hill-Tobias	5	0	1-3	7-4
24	March 26	Arizona	Manning (2)	643 GDP	Hill-Keaschall-Tobias	6	1	7-3	10-6
26	March 31	@ Cal	Dunn (4)	63 GDP	Hill-Tobias	1	0	0-0	4-1
28	April 2	@ Cal	Giblin (3)	63 GDP	Hill-Tobias	1	1	0-0	15-10
29	April 4	Seattle U	Hansell (1)	L3U DP	Tobias	3	1	3-1	11-6
31	April 7	WSU	Tieding (2)	463 GDP	Keaschall-Hill-Tobias	6	0	2-2	6-2

2023 TROPHY CASE

Luke Keaschall

Pac-12 Player of the Week - March 20

Collegiate Baseball News National Players of the Week - March 20

Nu'u Contrades

Pac-12 Player of the Week - March 27

Ryan Campos

Golden Spikes Award - Midseason Watch List

Pac-12 Player of the Week - April 10

2022 TROPHY CASE

Ryan Campos

Pac-12 Conference - Honorable Mention - Catcher

NCBWA Freshman All-American - Catcher

Jacob Tobias

Pac-12 Conference - First Team - DH

Collegiate Baseball News Freshman All-American - DH

Brock Peery

Pac-12 All-Conference (Honorable Mention)

MLB Draft

Joe Lampe, OF, Cleveland Guardians, Round 3, Pick 95

Sean McLain, INF, Los Angeles Dodgers, Round 5, Pick 165

Nate Baez, C, Minnesota Twins, Round 12, Pick 354

Kyle Luckham, RHP, Washington Nationals, Round 15, Pick 441

Adam Tulloch, LHP, Cleveland Guardians, Round 15, Pick 451

Ethan Long, 1B, San Francisco Giants, Round 20, Pick 616

SAVES

No.	Date	Opponent	Pitcher (Save #)	IP (H, R, ER, BB, K)
1	2/18	SDSU	Brock Peery (1)	0.1 (1, 0-0, 0, 1)
2	2/21	UNLV	Brock Peery (2)	0.2 (0, 0-0, 0, 1)
3	3/11	UC Davis	Jesse Wainscott (1)	2.0 (0, 0-0, 0, 1)
4	3/17	@ Utah	Jesse Wainscott (2)	10 (2, 1-1, 0, 0)
5	3/24	Arizona	Blake Pivaroff (1)	10 (1, 1-1, 0, 2)
6	3/25	Arizona	Owen Stevenson (1)	2.0 (1, 0-1, 2)
7	3/31	@ Cal	Owen Stevenson (2)	10 (0, 0-1, 3)
8	4/7	WSU	Owen Stevenson (3)	2.0 (1, 0-0, 0, 5)
9	4/8	WSU	Owen Stevenson (4)	10 (0, 0-0, 0, 2)

QUALITY STARTS

No.	Date	Opponent	Pitcher (QS #)	IP (H, R, ER, BB, K)
1	3/10	UC Davis	Ross Dunn (1)	6.0 (2, 1-1, 2, 8)
2	4/8	Washington St.	Khristian Curtis (1)	6.0 (4, 1-1, 1, 8)

2023 Sun Devil Baseball

SERIES STATS AND INDIVIDUAL STREAKS

SERIES STATS

HITTING	W-L	AVG.	R	H	2B	3B	HR	RBI	BB	SO
SDSU	3-0	.321	12	27	6	1	3	12	11	18
@MISS. ST.	1-2	.243	17	25	0	1	4	15	19	33
UC IRVINE	0-3	.272	17	28	3	2	4	17	10	26
OK STATE	0-2	.215	8	14	5	0	1	7	11	23
UC DAVIS	3-0	.409	30	45	9	0	3	28	11	10
@UTAH	2-1	.356	30	42	11	0	4	29	12	25
ARIZONA	3-0	.333	23	33	7	0	7	23	6	26
@CAL	2-1	.345	23	41	4	0	1	20	12	30
WASHINGTON STATE	3-0	.250	16	23	2	0	7	15	8	18
SINGLE GAME MIDWEEKS	6-0	.324	53	68	13	4	10	48	25	41

PITCHING	W-L	ERA	H	R	ER	BB	SO	SV	SCORE
SDSU	3-0	2.33	22	8	7	10	25	1	12-8
@MISS. ST.	1-2	9.00	28	25	25	17	26	0	17-25
UC IRVINE	0-3	7.33	32	33	22	20	23	0	17-33
OK STATE	0-2	7.88	20	15	14	12	10	0	8-15
UC DAVIS	3-0	3.00	20	9	9	6	25	1	30-9
@UTAH	2-1	7.96	28	27	23	14	20	1	30-27
ARIZONA	3-0	4.67	24	15	14	10	25	2	23-15
@CAL	2-1	4.50	21	16	13	11	24	1	23-16
WASHINGTON STATE	3-0	2.67	21	8	8	10	38	2	16-8
SINGLE GAME MIDWEEKS	6-0	3.00	45	22	18	16	56	1	53-22

STREAKS AND SUPERLATIVES

Multiple Hit Games	2	3	4	5+	Total	Multiple RBI Games	2	3	4	5+	Total
17 Campos, Ryan	9	5	1	-	15	18 Tobias, Jacob	7	2	1	-	10
32 Keaschall, Luke	10	3	1	-	14	6 Contrades, Nu'u	3	3	1	1	8
18 Tobias, Jacob	11	3	-	-	14	14 Crenshaw, Wyatt	7	1	-	-	8
6 Contrades, Nu'u	6	3	3	-	12	32 Keaschall, Luke	3	3	1	1	8
14 Crenshaw, Wyatt	9	2	-	-	11	7 Hill, Luke	1	3	-	-	4
7 Hill, Luke	6	4	-	-	10	21 Rogers, Will	3	-	-	-	3
24 Jackson, Isaiah	6	-	-	-	6	17 Campos, Ryan	1	2	-	-	3
25 Long, Ethan	3	-	-	-	3	25 Long, Ethan	2	1	-	-	3
15 Newman, Trey	2	1	-	-	3	26 Cano, Willie	3	-	-	-	3
26 Cano, Willie	2	1	-	-	3	24 Jackson, Isaiah	3	-	-	-	3
11 Vu, Kien	2	1	-	-	3	TEAM	33	15	3	2	53
21 Rogers, Will	2	1	-	-	3						
TEAM	68	24	5	0	97						

Hitting Streaks	Longest	Current	Reached Base Streaks	Longest	Current
18 Tobias, Jacob	11	-	17 Campos, Ryan	30	30
32 Keaschall, Luke	11	5	18 Tobias, Jacob	30	-
17 Campos, Ryan	11	2	7 Hill, Luke	16	5
14 Crenshaw, Wyatt	8	-	32 Keaschall, Luke	15	5
6 Contrades, Nu'u	8	1	11 Vu, Kien	11	1
7 Hill, Luke	8	5	25 Long, Ethan	10	-
11 Vu, Kien	7	1	14 Crenshaw, Wyatt	10	-
15 Newman, Trey	7	-	6 Contrades, Nu'u	8	1
25 Long, Ethan	5	-	15 Newman, Trey	7	-
26 Cano, Willie	4	-	24 Jackson, Isaiah	5	2
21 Rogers, Will	3	1	26 Cano, Willie	4	4
24 Jackson, Isaiah	3	-	21 Rogers, Will	3	1
35 Beheler, Reese	2	-	35 Beheler, Reese	2	2
8 Weaver, Jonny	1	1	8 Weaver, Jonny	1	1
2 Varnado, Drake	1	1	2 Varnado, Drake	1	1

2023 Sun Devil Baseball

ROSTER

PITCHERS (20)

No.	Name	Yr	B/T	HT	WT	Hometown (High School/Previous School)
48	Will Armbruster	Sr.	R/R	6'6"	235	Sammamish, WA (Eastside Catholic/New Mexico)
10	Christian Bodlovich	RS Jr.	R/R	6'0"	205	San Pedro, CA (Mira Costa)
27	Brandon Compton	Fr.	L/L	6'1"	210	Buckeye, AZ (Buckeye)
5	Khrstian Curtis	Jr.	R/R	6'5"	210	Groves, TX (Port Neches-Groves/Texas A&M)
46	Ross Dunn	Jr.	R/L	6'3"	225	Salt Lake City, UT (Cottonwood/Florida State)
19	Dylan Gardner	Jr.	R/R	6'5"	210	Meridian, ID (Borah/Big Bend CC)
40	Jonah Giblin	RS-So.	R/R	6'4"	230	Seattle, WA (Bainbridge/Phoenix College)
45	Ryan Hanks	Fr.	R/R	6'1"	205	Spring, TX (Klein Cain)
31	Josh Hansell	Jr.	R/R	6'6"	215	Chandler, AZ (Seton Catholic/Wichita State)
23	Stephen Hernandez	Fr.	L/L	6'2"	200	Chandler, AZ (Perry)
28	Austin Humphres	Fr.	L/L	6'3"	205	Surprise, AZ (Shadow Ridge)
37	Nolan Lebamoff	Gr.	R/R	6'3"	190	Fort Wayne, IN (Neuqua Valley/Valparaiso)
12	Timmy Manning	Jr.	L/L	6'2"	195	Pompano Beach, FL (Cardinal Gibbons, Florida)
13	Tyler Meyer	RS So.	R/R	6'3"	215	Riverbank, CA (Big Valley Chris/Stanislaus)
33	Brock Peery	Jr.	R/R	6'1"	195	Peoria, AZ (Mountain Ridge)
9	Blake Pivaroff	Jr.	L/R	6'0"	200	Laguna Beach, CA (Laguna Beach)
29	Owen Stevenson	Jr.	R/R	6'4"	205	San Francisco, CA (Sacred Heart Cathedral Prep, USF)
47	Matt Tieding	RS Jr.	R/R	6'3"	225	Fort Worth, TX (All Saints Episcopal/San Jac)
38	Tyler Valdez	Jr.	R/R	6'1"	180	Chandler, AZ (Perry/Chandler Gilbert)
39	Jesse Wainscott	RS Sr.	R/R	6'1"	200	Indianapolis, IN (Perry Meridian/Eastern Illinois)

CATCHERS (4)

41	Bronson Balholm	RS Sr.	S/R	6'0"	185	Los Angeles, CA (Notre Dame/Beloit College)
17	Ryan Campos	So.	L/R	5'9"	180	Mesa, AZ (Red Mountain)
15	Trey Newman	RS Jr.	R/R	5'9"	180	Scottsdale, AZ (Pinnacle/Central Arizona)
21	Will Rogers	So.	R/R	6'1"	210	Shoreview, MN (Moundsview)

INFIELDERS (10)

35	Reese Beheler	Fr.	L/R	6'2"	215	Sugar Land, TX (George Ranch)
26	Willie Cano	Sr.	R/R	6'2"	185	Gilbert, AZ (Mesquite/New Mexico)
6	Nu'u Contrades	Fr.	R/R	5'10"	190	Ewa Beach, HI (Saint Louis School)
14	Wyatt Crenshaw	Sr.	L/R	6'0"	180	Chandler, AZ (Perry/Colorado Christian)
7	Luke Hill	Fr.	R/R	6'0"	190	Baton Rouge, LA (Episcopal)
32	Luke Keaschall	Jr.	R/R	6'1"	190	Watsonville, CA (Aptos/San Francisco)
25	Ethan Long	Jr.	R/R	6'3"	215	Gilbert, AZ (Mountain Pointe)
18	Jacob Tobias	So.	L/R	6'1"	225	Bakersfield, CA (Liberty)
2	Drake Varnado	So.	R/R	6'1"	180	Port Neches, TX (IMG Academy/Arkansas)
8	Jonny Weaver	Gr.	R/R	6'0"	190	Ahwatukee, AZ (Mountain Pointe/Grand Canyon)

OUTFIELDERS (4)

24	Isaiah Jackson	Fr.	L/R	6'3"	205	Vail, AZ (Cienega)
3	Nick McLain	So.	S/L	5'10"	185	Tustin, CA (Beckman/UCLA)
22	Jose Vargas	Fr.	L/R	6'2"	190	League City, TX (Clear Springs)
11	Kien Vu	Fr.	L/L	5'11"	170	San Diego, CA (Point Loma)

COACHING STAFF

30	Willie Bloomquist	Head Coach
16	Mike Goff	Assistant Coach
20	Sam Peraza	Assistant Coach
36	Dan Jaffe	Assistant Coach

2023 Sun Devil Baseball

ROSTERS

NUMERICAL

No.	Name	Yr	Pos.	B/T	HT	WT	Hometown (High School)
2	Varnado, Drake	So.	INF	R/R	6'1"	180	Port Neches, TX (IMG Academy/Arkansas)
3	McLain, Nick	So.	OF	S/L	5'10"	185	Tustin, CA (Beckman/UCLA)
5	Curtis, Khristian	Jr.	RHP	R/R	6'5"	210	Groves, TX (Port Neches-Groves/Texas A&M)
6	Contrades, Nu'u	Fr.	INF	R/R	5'10"	190	Ewa Beach, HI (Saint Louis School)
7	Hill, Luke	Fr.	INF	R/R	6'0"	190	Baton Rouge, LA (Episcopal)
8	Weaver, Jonny	Gr.	INF	R/R	6'0"	190	Ahwatukee, AZ (Mountain Pointe/Grand Canyon)
9	Pivaroff, Blake	Jr.	RHP	L/R	6'0"	200	Laguna Beach, CA (Laguna Beach)
10	Bodlovich, Christian	RS Jr.	RHP	R/R	6'0"	205	San Pedro, CA (Mira Costa)
11	Vu, Kien	Fr.	OF	L/L	5'11"	170	San Diego, CA (Point Loma)
12	Manning, Timmy	Jr.	LHP	L/L	6'2"	195	Pompano Beach, FL (Cardinal Gibbons, Florida)
13	Meyer, Tyler	RS So.	RHP	R/R	6'3"	215	Riverbank, CA (Big Valley Chris/Stanslaus)
14	Crenshaw, Wyatt	Sr.	INF	L/R	6'0"	180	Chandler, AZ (Perry/Colorado Christian)
15	Newman, Trey	RS Jr.	C	R/R	5'9"	180	Scottsdale, AZ (Pinnacle/Central Arizona)
17	Campos, Ryan	So.	C	L/R	5'9"	180	Mesa, AZ (Red Mountain)
18	Tobias, Jacob	So.	INF	L/R	6'1"	225	Bakersfield, CA (Liberty)
19	Gardner, Dylan	Jr.	RHP	R/R	6'5"	210	Meridian, ID (Borah/Big Bend CC)
21	Rogers, Will	So.	UTL	R/R	6'1"	210	Shoreview, MN (Moundsview)
22	Vargas, Jose	Fr.	OF	L/R	6'2"	190	League City, TX (Clear Springs)
23	Hernandez, Stephen	Fr.	LHP	L/L	6'2"	200	Chandler, AZ (Perry)
24	Jackson, Isaiah	Fr.	OF	L/R	6'3"	205	Vail, AZ (Cienega)
25	Long, Ethan	Jr.	INF	R/R	6'3"	215	Gilbert, AZ (Mountain Pointe)
26	Cano, Willie	Sr.	INF	R/R	6'2"	185	Gilbert, AZ (Mesquite/New Mexico)
27	Compton, Brandon	Fr.	INF	L/L	6'1"	210	Buckeye, AZ (Buckeye)
28	Humphres, Austin	Fr.	LHP	L/L	6'3"	205	Surprise, AZ (Shadow Ridge)
29	Stevenson, Owen	Jr.	RHP	R/R	6'4"	205	San Francisco, CA (Sacred Heart Cathedral Prep, USF)
31	Hansell, Josh	Jr.	RHP	R/R	6'6"	215	Chandler, AZ (Seton Catholic/Wichita State)
32	Keaschall, Luke	Jr.	INF	R/R	6'1"	190	Watsonville, CA (Aptos/San Francisco)
33	Peery, Brock	Jr.	RHP	R/R	6'1"	195	Peoria, AZ (Mountain Ridge)
35	Beheler, Reese	Fr.	INF	L/R	6'2"	215	Sugar Land, TX (George Ranch)
37	Lebamoff, Nolan	Gr.	RHP	R/R	6'3"	190	Fort Wayne, IN (Neuqua Valley/Valparaiso)
38	Valdez, Tyler	Jr.	RHP	R/R	6'1"	180	Chandler, AZ (Perry/Chandler Gilbert)
39	Wainscott, Jesse	RS Sr.	RHP	R/R	6'1"	200	Indianapolis, IN (Perry Meridian/Eastern Illinois)
40	Giblin, Jonah	RS-So.	RHP	R/R	6'4"	230	Seattle, WA (Bainbridge/Phoenix College)
41	Balholm, Bronson	RS Sr.	C	S/R	6'0"	185	Los Angeles, CA (Notre Dame/Beloit College)
45	Hanks, Ryan	Fr.	RHP	R/R	6'1"	205	Spring, TX (Klein Cain)
46	Dunn, Ross	Jr.	LHP	R/L	6'3"	225	Salt Lake City, UT (Cottonwood/Florida State)
47	Tieding, Matt	RS Jr.	RHP	R/R	6'3"	225	Fort Worth, TX (All Saints Episcopal/San Jac)
48	Armbruester, Will	Sr.	RHP	R/R	6'6"	235	Sammamish, WA (Eastside Catholic/New Mexico)

PRO-NUN-SEE-AY-SHUNS

Bronson Balholm - BALL-home
 Reese Beheler - bee-HEE-ler
 Christian Bodlovich – BOD-low-vich
 Ryan Campos - CAMP-ose
 Willie Cano - KAW-no
 Nu'u Contrades - New con-TRAW-dez
 Josh Hansell - HAN-sell
 Austin Humphres - Like Humphreys
 Isaiah Jackson - eye-ZAY-uh

Luke Keaschall - KEESH-ull
 Nolan Lebamoff - leh-buh-MOFF
 Tyler Meyer - MY-er
 Brock Peery - PEER-ee
 Blake Pivaroff - pivv-uh-ROFF
 Matt Tieding - tee-DING
 Jacob Tobias - toe-bye-us
 Drake Varnado - var-NAY-doe
 Kien Vu - KEY-en VOO

ALPHABETICAL

No.	Name	Pos.
48	Armbruester, Will	RHP
41	Balholm, Bronson	C
35	Beheler, Reese	INF
10	Bodlovich, Christian	RHP
17	Campos, Ryan	C
26	Cano, Willie	INF
27	Compton, Brandon	INF
6	Contrades, Nu'u	INF
14	Crenshaw, Wyatt	INF
5	Curtis, Khristian	RHP
46	Dunn, Ross	LHP
19	Gardner, Dylan	RHP
40	Giblin, Jonah	RHP
45	Hanks, Ryan	RHP
31	Hansell, Josh	RHP
23	Hernandez, Stephen	LHP
7	Hill, Luke	INF
28	Humphres, Austin	LHP
24	Jackson, Isaiah	OF
32	Keaschall, Luke	INF
37	Lebamoff, Nolan	RHP
25	Long, Ethan	INF
12	Manning, Timmy	LHP
3	McLain, Nick	OF
13	Meyer, Tyler	RHP
15	Newman, Trey	C
33	Peery, Brock	RHP
9	Pivaroff, Blake	RHP
21	Rogers, Will	UTL
29	Stevenson, Owen	RHP
47	Tieding, Matt	RHP
18	Tobias, Jacob	INF
38	Valdez, Tyler	RHP
22	Vargas, Jose	OF
2	Varnado, Drake	INF
11	Vu, Kien	OF
39	Wainscott, Jesse	RHP
8	Weaver, Jonny	INF

BY POSITION

Catchers	4
Pitchers	20
Infielders	10
Outfielders	4

BY CLASS

Seniors	7
Juniors	14
Sophomores	7
Freshmen	10

BATTING

Lefties	7
Righties	9
Switch	2

PITCHING

Righties	15
Lefties	5

2023 Sun Devil Baseball

LAST TIME

Hitting Categories	
Hit a grand slam.....	Nate Baez, March 13, 2022 vs. San Francisco (W, 17-10)
Team hit two grand slams.....	Will Rogers and Nate Baez, Feb. 20, 2022 vs. Dixie State (W, 17-8)
Team hit five or more home runs.....	5, Feb. 20, 2022 vs. Dixie State (W, 17-8)
Hit a walkoff HR.....	Will Rogers (solo shot), March 1, 2023, vs. North Dakota State (W, 10-9)
Led off the game with a HR.....	Wyatt Crenshaw, March 18, 2023 at Utah (L, 6-11)
Hit for the cycle.....	Travis Buck, March 7, 2003 vs. Southern Utah (W, 19-0)
Team hit for the cycle to open the game.....	April 27, 2003 vs. Washington State (HR/2B/1B/3B)
Team hit for the cycle on four consecutive batters.....	April 18, 2019 at Utah (2B, 3B, 1B, HR in 12th inning)
Hit back-to-back HRs.....	Ryan Campos and Ethan Long, Feb. 21, 2023 vs. UNLV (W, 6-3)
Hit back-to-back-to-back HRs.....	Trevor Hauver, Spencer Torkelson, Hunter Bishop, April 12, 2019 vs. #3 Oregon State (L, 4-6)
Hit two HRs in one game.....	Nate Baez, May 6, 2022 vs. Utah (W, 19-7)
Switch hitter homered from both sides in one game.....	Gage Workman, March 8, 2020 vs. Fresno State (W, 8-3)
A freshman hit two HR in one game.....	Ivan Brethowr, March 5, 2022 at San Diego State (W, 13-5)
Hit three HRs in one game.....	Joey DeMichele, May 1, 2011 vs Stanford (TIES ASU RECORD)
Reached base 6+ times in one game.....	6, Joe Lampe, March 13, 2022, vs. San Francisco
A player hit two grand slams in one season.....	2, Nate Baez, 2022
Had five hits in one game.....	Trevor Hauver, April 2, 2019 vs. Long Beach State (5-for-6)
Had six hits in one game.....	Travis Buck, March 13, 2005 vs Western Illinois (went 6-for-8, 3 RBI)
Had seven hits in one game.....	Jerry Mantlo, February 6, 1972 vs. Michigan
Had three doubles in one game.....	Luke Hill, March 12, 2023 vs. UC Davis (W, 17-4)
Had four doubles in one game.....	Travis Buck, February 28, 2004 vs. Connecticut (W, 16-5)
Hit two triples in one game.....	Gage Canning, March 3, 2018 vs. Oklahoma State
Had seven RBI in one game.....	Trevor Hauver, Feb. 24, 2019 vs. UC Davis (W, 17-2)
Had eight RBI in one game.....	Kiel Roling, March 17, 2007 vs. Maine
Had nine RBI in one game.....	Jeremy West, April 27, 2003 vs. Washington State
Stole four bases in one game.....	Drew Maggi, April 10, 2010 at Washington St. (TIES ASU RECORD)
Stole home.....	Jacob Tobias, March 13, 2022 vs. San Francisco
Struck out four or more times in one game.....	4, Gage Workman, Feb. 25, 2020 vs. New Mexico State (W, 6-5 (10 inn))
Hitter stranded seven runners on base.....	Joe Lampe (7), May 22, 2021 at USC (L, 1-6)
Recorded 13 total bases.....	Gage Canning (13), April 27 vs. Oregon (2 HR, 1 3B, 2 1B)
Had an inside-the-park home run.....	Hunter Haas, Feb. 27, 2020 vs. Hawaii (W, 6-5)
Had an inside-the-park home run AND a traditional home run in one game.....	Gage Canning, March 18, 2018 vs. Oregon (W, 18-4)
Scored five runs in one game.....	5, Joe Lampe, vs. San Francisco, March 13, 2022 (W, 17-10)
Was hit by a pitch two or more times.....	2, Sean McLain, at #13 UCLA, April 29, 2022
Team was hit by 5+ pitches.....	4, Conor Davis, Feb. 25, 2022 vs. BYU (L, 0-5)
Walked 4+ times.....	2, Brookshaw, vs. North Dakota State, March 1, 2023 (W, 10-9)
Opponent hit two HRs in one game.....	Evan Williams, at Oregon, March 23, 2019
Opponent hit a walkoff HR.....	Brock Jones, at #14 Stanford, April 10, 2022
Opponent hit a leadoff HR.....	
Pitching Categories	
Threw a no-hitter.....	Ryan Hingst, March 25, 2016 vs. Utah, (W, 5-0)
Threw a perfect game.....	Eddie Bane, March 2, 1973 vs. Cal State Northridge (W, 9-0)
Threw a one-hitter.....	Individual - Brian Flores, May 20, 2007 at Oregon State (W, 8-1)
	Team - Feb. 21, 2021 vs. Sacramento State (W, 3-1)
	Will Waldrip, Jan. 23, 1999 vs. Hawaii-Hilo (W, 3-0)
Threw a two-hitter.....	Phil Keller, March 23, 1970 vs. Stanford (L, 1-0)
Were no-hit.....	Noah Bremer, at Washington, May 12, 2022 (L, 0-2)
Were one-hit.....	Grant Taylor, at Washington State, May 19, 2022 (L, 0-2)
Were two-hit.....	Justin Hall, May 8, 2021 at Cal (W, 5-3)
Threw a complete game.....	Eli Lingos, March 30, 2018 at Washington St. (W, 7-0)
Threw a complete game shutout.....	Trevor Williams, 3/1/13 vs. Pacific (W, 8-1) and 3/9 vs. Long Beach State (W, 4-0)
Threw back-to-back complete games.....	Brady Rodgers/Kramer Champlin, May 8 and 21, 2011 at Washington
Threw back-to-back complete game shutouts.....	Alex Williams, at #1 Stanford, April 8, 2022 (L, 0-8)
Had an opposing pitcher throw a complete game.....	March 7, 2021 vs. Utah (5-0, 8 pitchers - school record)
Shut out an opponent (five or more pitchers).....	March 7 and 12, 2021 vs. Utah and Cal State Fullerton (5-0, 10-0)
Shut out an opponent in back to back games (one or more pitchers).....	March 7 and 12, 2021 vs. Utah and Cal State Fullerton (5-0, 10-0)
ASU was shutout.....	at Washington State, May 19, 2022 (L, 0-2)
Struck out 10 or more batters in a game.....	11 (7.1 IP), Tyler Thornton, April 30, 2021 vs. Rhode Island (W, 9-6)
Team struck out 18 or more batters.....	20, April 9, 2021 at Washington (W, 3-2 (15))
Had back-to-back starts with 10 strikeouts.....	Alec Marsh (10 in each), May 10, 2019 at Nebraska and May 17, 2019 at Cal
Individual struck out 15 or more batters in a game.....	Mike Leake (15), May 30, 2009 vs. Oral Roberts (CG, 4-1 Win in Templo Regional)
Had an opposing pitcher strike out 10 or more Sun Devils.....	Cooper Hjerpe (12), at #3 Oregon State, March 18, 2022 (L, 0-2)
Did not walk a batter (complete game).....	Ryan Kellogg, May 14, 2015 vs Washington State (W, 5-0)
Recorded 10+ wins in a season.....	Ryan Kellogg, 11-1 (2013)
Hit three batters in a game.....	Ross Dunn (3), March 17, 2023 at Utah (W, 9-7)
Starting pitcher hit a home run in a game.....	Erik Tolman, April 23, 2019 vs. UNLV (W, 9-2)
Reliever pitched 6.0+ innings in relief.....	7.0 (Save), Tyler Thornton, April 30, 2021 vs. Rhode Island (W, 9-6)
Used 10+ pitchers.....	12, April 21, 2021 at GCU (school record)
Pitcher went 7.0 innings with one hit or less.....	1 hit in 7.0 IP, Kai Murphy (starting debut), May 9, 2021 at Cal (W, 7-2)
Fielding Categories	
Had no errors in four straight games.....	April 20, 23, 26-27, 2019 at Utah, vs. UNLV, at Washington
Committed three or more errors in one game.....	Andrew Snow (3), Feb. 17, 2017 vs. Northwestern
Had 16 or more putouts in one game.....	Conor Davis (18), First Base, at Arizona, April 23, 2022 (W, 8-5)
Had 20 or more put outs in one game.....	Zach Wilson (20), First Base, April 21, 2011 at Cal
Had eight or more assists in one game.....	Hunter Haas (8), April 10, 2021 at Washington (W, 8-1)
	Sean McLain (8), April 17, 2021 vs. #18 Stanford (L, 9-11)
Caught and pitched in the same game.....	Jordan Swagerty, March 17, 2010 vs. USC (2x in 2010)
Turned four double plays in one game.....	May 7, 2021 at Cal (L, 2-7)
Turned five+ double plays in one game.....	5, April 25, 2010, vs. Washington (TIES ASU RECORD)
Turned a triple play.....	Eric Sogard (2B), Brett Wallace (1B) and Andrew Romine (SS), February 27, 2007 at Arizona
Scoring and Misc. Categories	
Recorded 20+ hits.....	20, March 12, 2023 vs. UC Davis
Recorded 20+ hits in back-to-back games.....	22 and 22, February 3-4, 2007 vs. Southern Utah
Scored 20+ runs.....	21, April 11, 2022 at Santa Clara (W, 21-1)
Scored 30+ runs.....	30, March 13, 2005 vs. Western Illinois (W, 30-13 in Baton Rouge, La.)
Scored 10+ runs in one inning.....	10, 9th Inning, April 11, 2022 at Santa Clara (W, 21-1)
Allowed 10+ runs in one inning.....	13, 6th Inning, April 29, 2022 at #13 UCLA (L, 2-19)
Allowed 5 or more home runs in a game.....	5, vs. Nebraska, March 1, 2020 (L, 10-18)
Allowed 3 or more home runs in an inning.....	3, at #14 Stanford, April 8, 2022
Walked 15+ times in a game.....	15, March 31, 2019 vs Arizona (W, 17-16)
Walked 15+ opponent batters.....	15, March 18, 2022 at #3 Oregon State (L, 0-2)
Stranded 15+ ASU runners on base in one game.....	15, March 6, 2022 at San Diego State (W, 6-4)
Stranded 15+ opponent runners on base in one game.....	15, March 18, 2022 at #3 Oregon State (L, 0-2)
Surrendered a ninth inning lead.....	March 1, 2023 vs. NDSU (led 9-8, won 10-9)
Walked off an opponent.....	Feb. 19, 2023 vs. SDSU (W, 6-5)
Swept a three-game Pac-12 series.....	April 6-8, 2023 vs. WSU (6-5, 6-2, 4-1)
Swept a three-game Non-Conference series.....	March 10-12, vs. UC Davis (7-1, 6-4, 17-4)
Shut out an opponent twice in a series.....	March 26-28, 2021 vs. Washington St. (10-0, 5-7, 9-0)
Were swept in a Pac-12 series.....	April 29-May 1, 2022 at #18 UCLA (2-16, 5-7, 5-16)
Were swept in a Pac-12 series at home.....	May 27-29, 2021 vs. #18 UCLA (9-21, 5-8, 0-3)
Were swept in a three-game Non-Conference series.....	March 3-5, 2023 vs UC Irvine (6-16, 9-10, 2-7)
Played in extra innings.....	10, April 22, 2022 at Arizona (6-7)
Played in 14+ innings.....	16, April 9, 2021 at Washington (W, 3-2 (16))
Played back-to-back extra inning games.....	March 29-30, 2018, at Washington State (L, 8-7 (10)), (L, 4-3 (11))
Played a game lasting 5+ hours.....	5 hours, 4 minutes, April 9, 2021 at Washington (W, 3-2 (16))
ASU overcame a five-run deficit.....	7, March 1, 2023, vs NDSU (Down 7-0, W 10-9)
ASU overcame multiple five-run deficits in a season.....	3, 2022 (5 vs. USF (W), 5 at UNLV (L), 7 vs. Cal (W))

2023 Sun Devil Baseball

SITUATIONAL RECORDS/PITCHING STAFF

Record When...

Overall	20-9	Opponent 0-2 runs.....	6-0	Hit 0 home runs.....	5-3
Conference	7-2	3-5 runs	8-2	1 home run	6-4
Non-Conference	13-7	6-9 runs	5-3	2+ home runs.....	9-2
Home games	14-3	10+ runs.....	1-4	Opponent 0 home runs.....	13-1
Away games	4-6	Scored in 1st inning	12-4	1 home run	3-4
Neutral site	2-0	Opp. scored in 1st	6-5	2+ HRs	4-4
Day games	8-7	Scores first.....	13-5	Made 0 errors	9-3
Night games	12-2	Opp. scores first.....	7-4	1 error	8-4
vs Left starter	6-2	After 6 leading	18-2	2+ errors	3-2
vs Right starter	14-7	trailing	1-7	Opp. made 0 errors.....	7-6
1-Run games.....	4-2	tied	1-0	1 error	9-2
2-Run games	3-0	After 7 leading	19-1	2+ errors	4-1
5+Run games.....	8-4	trailing	1-7	Out-hit opponent	17-2
Extra innings.....	0-0	tied	0-1	Out-hit by opponent	2-6
Shutouts	1-0	After 8 leading	19-0	Hits are tied	1-1
Scoring 0-2 runs	1-2	trailing	0-8		
3-5 runs	2-4	tied	1-1		
6-9 runs.....	9-3				
10+ runs	8-0				

A Look At the Pitching Staff

Arizona State Starters

Pitcher	Starts/QS	QS Pct.	PC/Start	IP/Start	ER Against/Start	Runs For/Start	PCK	DP	Team Record
Dunn	8/1	12.5	666/83.3	35.0/4.4	12/1.5	34/4.3	0	4	7-1
Curtis	8/1	12.5	621/77.6	37.1/4.7	24/3.0	26/3.3	0	3	5-3
Giblin	5/0	0.0	322/64.4	19.2/3.9	11/2.2	33/6.6	0	2	4-1
Stevenson	3/0	0.0	136/45.3	8.0/2.7	6/2.0	9/3.0	0	0	2-1
Manning	3/0	0.0	171/57.0	9.0/3.0	10/3.3	2/0.7	0	1	1-2
Hansell	3/0	0.0	156/52.0	8.1/2.7	5/1.7	3/1.0	0	0	3-0
Tieding	2/0	0.0	87/47.0	5.1/2.7	4/2.0	6/3.0	0	0	1-1

Arizona State Bullpen (Relief Appearances Stats Only)

Reliever	APP	IP	H	R	ER	BB	SO	SV	ERA	Hold	IR/Scored	1st Bat. Faced/Ret.
Hanks	1	0.1	1	0	0	1	1	0	0.00	0	3/3	1/0
Peery	15	10.0	5	1	1	5	12	2	0.90	2	20/8	15/6
Lebamoff	16	13.1	4	4	3	12	11	0	2.03	6	11/2	16/12
Valdez	5	4.1	3	1	1	2	4	0	2.08	0	2/0	5/4
Hansell	5	8.1	7	2	2	2	6	0	2.16	0	0/0	5/5
Tieding	13	23.1	17	11	7	4	11	0	2.70	3	12/6	13/7
Giblin	6	11.2	9	4	4	4	11	0	3.09	2	3/1	6/4
Manning	8	16.0	12	8	8	7	20	0	4.50	3	3/0	8/7
Pivaroff	16	17.2	15	11	10	6	16	1	5.09	5	2/0	16/12
Stevenson	10	21.0	16	13	12	12	24	4	5.14	1	0/0	10/6
Bodlovich	8	3.1	10	4	2	1	1	0	5.40	2	14/8	8/2
Wainscott	16	20.2	24	16	15	5	18	1	6.53	3	10/5	16/10
Armbruster	2	1.1	2	1	1	0	0	0	6.75	0	0/0	2/2
Gardner	7	5.1	5	7	7	6	4	0	11.81	0	0/0	7/2
Humphres	4	2.1	5	4	4	1	4	0	15.43	0	0/0	4/1
Rogers	1	0.1	2	4	4	1	0	0	99.00	0	0/0	1/0

2023 Sun Devil Baseball

TEAM AND INDIVIDUAL RANKINGS

NATIONAL/LEAGUE RANKINGS

Category	Team	Nat'l	Pac-12	Value
Base on Balls (295 ranked)		200	7	125
Batting Average (295 ranked)		19	2	0.314
Double Plays (295 ranked)		57	2	24
Double Plays Per Game (295 ranked)		95	7	0.75
Doubles (295 ranked)		93	5	60
Doubles Per Game (295 ranked)		131	7	1.88
Earned Run Average (295 ranked)		71	6	4.88
Fielding Percentage (295 ranked)		58	5	0.976
Hit Batters (294 ranked)		37	1	48
Hit by Pitch (295 ranked)		202	8	30
Hits (295 ranked)		13	1	346
Hits Allowed Per Nine Innings (295 ranked)		48	6	8.33
Home Runs (295 ranked)		50	2	44
Home Runs Per Game (295 ranked)		62	5	1.38
On Base Percentage (295 ranked)		91	4	0.392
Runs (295 ranked)		79	3	229
Sacrifice Bunts (290 ranked)		192	7	8
Sacrifice Flies (294 ranked)		13	1	20
Scoring (295 ranked)		104	4	7.2
Shutouts (110 ranked)		110	7	1
Slugging Percentage (295 ranked)		42	3	0.5
Stolen Bases (295 ranked)		145	4	34
Stolen Bases Per Game (295 ranked)		166	5	1.06
Strikeout-to-Walk Ratio (295 ranked)		87	7	216
Strikeouts Per Nine Innings (295 ranked)		145	7	8.7
Triples (291 ranked)		103	5	7
Triples Per Game (295 ranked)		129	5	0.22
WHIP (295 ranked)		44	4	1.37
WL Pct (295 ranked)		23	2	0.719
Walks Allowed Per Nine Innings (295 ranked)		70	8	4.02

Category	Individual	Nat'l	Pac-12	Value
Base on Balls (125 ranked)	Ryan Campos	89	4	25
Batting Average (250 ranked)	Ryan Campos	23	2	0.419
Doubles (145 ranked)	Nu'u Contrades	200	9	0.358
	Luke Keaschall	45	1	12
	Wyatt Crenshaw	78	2	11
Doubles Per Game (141 ranked)	Luke Keaschall	101	3	0.38
Earned Run Average (200 ranked)	Ross Dunn	117	4	3.09
Games Started (14 ranked)	Khristian Curtis	14	1	8
	Ross Dunn	14	1	8
Hits (122 ranked)	Ryan Campos	33	1	49
	Nu'u Contrades	122	4	43
	Luke Keaschall	122	4	43
Hits Per Game (150 ranked)	Ryan Campos	63	2	1.53
	Nu'u Contrades	140	7	1.43
On Base Percentage (150 ranked)	Ryan Campos	19	1	0.527
Pitching Appearances (125 ranked)	Nolan Lebamoff	37	6	16
	Blake Pivaroff	37	6	16
	Jesse Wainscott	37	6	16
	Brock Peery	67	13	15
	Matt Tieding	67	13	15
Runs (142 ranked)	Ryan Campos	37	1	39
Runs Batted In (123 ranked)	Jacob Tobias	123	5	33
Runs Per Game (148 ranked)	Ryan Campos	65	3	1.22
Sacrifice Flies (122 ranked)	Isaiah Jackson	12	2	5
	Wyatt Crenshaw	122	11	3
	Luke Hill	122	11	3
Saves (389 ranked)	Owen Stevenson	63	5	4
	Brock Peery	194	13	2
	Jesse Wainscott	194	13	2
	Blake Pivaroff	389	19	1
Slugging Percentage (250 ranked)	Ryan Campos	130	7	0.675
	Luke Keaschall	247	12	0.614
Stolen Bases (146 ranked)	Luke Keaschall	110	3	12
Strikeouts (143 ranked)	Ross Dunn	115	5	49
Strikeouts Per Nine Innings (150 ranked)	Ross Dunn	37	2	12.6
Total Bases (135 ranked)	Ryan Campos	95	3	79
	Luke Keaschall	101	4	78
Toughest to Strike Out (148 ranked)	Ryan Campos	58	3	10.6
... Triples (132 ranked)	Jacob Tobias	36	4	3
Triples Per Game (145 ranked)	Jacob Tobias	86	6	0.1
Victories (91 ranked)	Ross Dunn	91	2	4

2023 Sun Devil Baseball

RECORD BY POSITION STARTS

LF

Will Rogers, 15 (11-4)
Vu, 9 (7-2)
Campos, 7 (5-2)
Crenshaw, 1 (0-1)

CF

Jackson, 28 (20-8)
Vu, 4 (3-1)

RF

Crenshaw, 28 (22-6)
Vu, 3 (1-2)
Long, 1 (0-1)

SS

Hill, 31 (22-9)
Varnado, 1 (1-0)

2B

Keaschall, 32 (23-9)

3B

Contrades, 30 (22-8)
Cano, 1 (0-1)
Weaver, 1 (1-0)

SP

Dunn, 8 (7-1)
Curtis, 8 (5-3)
Giblin, 5 (4-1)
Stevenson, 3 (2-1)
Manning, 3 (1-2)
Hansell, 3 (3-0)
Tieding, 2 (1-1)

1B

Tobias, 24 (18-6)
Long, 8 (5-3)

DH

Cano, 11 (10-1)
Jacob Tobias, 7 (4-3)
Rogers, 5 (5-0)
Long, 3 (1-2)
Crenshaw, 3 (1-2)
Beheler, 2 (1-1)
Weaver, 1 (1-0)

C

Ryan Campos, 25 (18-7)
Newman, 7 (5-2)

2023 Sun Devil Baseball


TV/RADIO ROSTER



#2, Drake Varnado
So. • INF • R/R • 6-1 • 180



#3, Nick McLain
So.. • OF • S/R • 5-10 • 185



#5, Khristian Curtis
Jr. • RHP • R/R • 6-5 • 210




#6, Nu'u Contrades
Fr. • INF • R/R • 5-10 • 190




#7, Luke Hill
Fr. • INF • R/R • 6-0 • 190



#8, Waver, Jonny
Gr. • INF • R/R • 6-0 • 190



#9, Blake Pivaroff
Jr. • RHP • L/R • 6-0 • 200



#10, Christian Bodlovich
Jr. • RHP • R/R • 6-0 • 205




#11, Kien Vu
Fr. • OF • L/L • 5-11 • 170



#12, Timmy Manning
Jr. • LHP • L/L • 6-2 • 195




#14, Wyatt Crenshaw
Sr. • INF • L/R • 6-0 • 180



#15, Trey Newman
R.Jr. • C • R/R • 5-9 • 180



#17, Ryan Campos
So. • C • L/R • 5-9 • 180



#18, Jacob Tobias
So. • INF • L/R • 6-1 • 225




#19, Dylan Gardner
Jr. • RHP • R/R • 6-5 • 210



#21, Will Rogers
So. • C/OF • R/R • 6-1 • 210



#22, Jose Vargas
Fr. • OF • L/R • 6-2 • 190



#23, Stephen Hernandez
Fr. • LHP • L/L • 6-2 • 200



#24, Isaiah Jackson
Fr. • OF • L/R • 6-3 • 205



#25, Ethan Long
Jr. • INF • R/R • 6-3 • 215

2023 Sun Devil Baseball

TV/RADIO ROSTER



#26, Willie Cano
Sr. • INF • R/R • 6-2 • 185



#28, Austin Humphres
Fr. • LHP • L/L • 6-1 • 210




#29, Owen Stevenson
Jr. • RHP • R/R • 6-4 • 205



#31, Josh Hansell
Jr. • RHP • R/R • 6-6 • 215



#32, Luke Keaschall
Jr. • INF • R/R • 6-1 • 190



#33, Brock Peery
Jr. • RHP • R/R • 6-1 • 195



#35, Reese Beheler
Fr. • INF • L/R • 6-2 • 215



#37, Nolan Lebamoff
Gr. • RHP • R/R • 6-3 • 190



#38, Tyler Valdez
Jr. • RHP • R/R • 6-1 • 180




#39, Jesse Wainscott
R.Sr. • RHP • R/R • 6-1 • 200




#40, Jonah Giblin
R-So. • RHP • R/R • 6-4 • 230



#41, Bronson Balholm
R-Sr. • C • S/R • 6-0 • 185



#45, Ryan Hanks
Fr. • RHP • R/R • 6-1 • 205



#46, Ross Dunn
Jr. • LHP • R/L • 6-3 • 225



#47, Matt Tieding
R-Jr. • RHP • R/R • 6-3 • 225



#48, Will Armbruster
Sr. • RHP • R/R • 6-6 • 235



#30, Willie Bloomquist
HEAD COACH



#16, Mike Goff
ASSISTANT COACH



#20, Sam Peraza
PITCHING COACH



#36, Dan Jaffe
ASSISTANT COACH