

2023 Sun Devil Baseball

GAME NOTES - USC

ARIZONA ST.

29-18 (14-9 Pac-12)

@ASU_Baseball

@TheSunDevils

WEEK THIRTEEN

May 12-14

6:30 p.m./6:30 p.m./1 p.m. AZT

Dedeaux Field

Los Angeles, Calif.

WATCH: USC Live Stream

LISTEN: KDUS 1060 AM

USC

28-20-1 (13-11 Pac-12)

@USC_Baseball

@USC_Athletics



ASU_BASEBALL



SUN DEVIL BASEBALL



ASU_BASEBALL

MEDIA RELATIONS CONTACT

Jeremy Hawkes

jrhawkes@asu.edu | C: 520-403-0121 | O: 480-965-9544

#10THINGS (Twitter-Friendly Notes)

1. Oregon State closer Ryan Brown and Oregon closer Josh Mollerus have allowed just 18 total earned runs this year. ASU has accounted for 8 (four each).

2. ASU has scored five or more runs in an inning on 12 different occasions this season and has scored 46 runs in the eighth inning of games.

3. ASU is 5-3 in 1-run games this season, a notable tally as ASU went just 1-7 in 1-score games last year. The team is 16-6 in games decided by 3 runs or less.

4. ASU's 78 home runs this season are already the sixth-most since the 1998 season and within two of climbing into fourth.

5. Luke Keaschall is one of just nine players in the nation with 20 doubles and 10 homers this season, and just the 8th ASU player to do it since 1998.

6. Jacob Tobias has posted a team-leading 57 RBIs this season that are second in the Pac-12 conference and notable as he had just 29 for the season last year.

7. The Sun Devils have trailed at some point in 15 of the team's last 20 victories and in 17 of the squad's victories overall.

8. Ryan Campos leads the Pac-12 with his .414 batting average. He is ninth among active D1 players with a .382 career batting average.

9. Seven Sun Devils have at least 7 homers this season - two more than any ASU team since at least the '98 season and with another within striking distance.

10. The Sun Devils are the only team in the Pac-12 with eight different players with six or more homers this season.

#BYTHENUMBERS

Luke Keaschall leads the Pac-12 with 61 weighted runs created this season - good for 27th among all Division I baseball players. His 26 weighted runs above average tally are also good for first in the Pac-12 and ranked 25th in the nation this season. Keaschall is batting .396 in Pac-12-only games - the third-highest average in the league. Keaschall is one of just nine players in the country this season to have recorded 20+ doubles and 10+ homers. At 16 homers on the year, Keaschall needs just four to join Bob Horner as the only other player in ASU history to reach the 20-20 mark.

Luke Keaschall is tops in the nation with 23 doubles this season - six more than any other player in the Pac-12. He is one of just nine players in the country with 20 doubles and 10 homers on the year. 19 of his last 23 base hits have gone for extra bases and he now has a slugging percentage of .754 overall that paces the Pac-12. The truly incredible tally, however, is his .906 slugging percentage in Pac-12-only games - which is over 100 points higher than any other player in the league in conference only games this season.

The Sun Devils have shown an ability to be successful in close games, going 16-6 this season in games decided by three runs or less. A year ago the team was 14-16 in those games. More notably, ASU is 5-3 in one run games this season after going 1-7 in those games last year. ASU has trailed in 15 of its last 20 victories and 18 of its victories overall and trailed by three or more runs in nine wins this year and by five or more in four of those - including two five-run comebacks over Top-25 opponents in Oregon and Oregon State on Sunday games and two seven-run comebacks earlier this year.

Seven different Sun Devils have reached seven home runs this season - two more than any ASU team since at least the 1998 season and with another within striking distance of adding to that tally. ASU's eight players with six homers this year are the most in the Pac-12. The Sun Devils are up to 78 homers for the season, good for third in the Pac-12 and 35th in the nation. The total is already good for the sixth best mark at ASU since the 1998 season and just two shy of moving into the fourth-best tally since that year.

2023 SUN DEVIL BASEBALL SCHEDULE

Date	Opponent	Time/Score
Feb. 17	San Diego State*	W 6-5
Feb. 18	San Diego State*	W 5-3
Feb. 19	San Diego State*	W 1-6
Feb. 21	UNLV	W 6-3
Feb. 24	at Mississippi State	W 13-4
Feb. 25	at Mississippi State	L 1-5
Feb. 26	at Mississippi State	L 3-16
Mar. 1	North Dakota State	W 10-9
Mar. 3	UC Irvine	L 6-16
Mar. 4	UC Irvine	L 9-10
Mar. 5	UC Irvine	L 2-7
Mar. 7	at #13 Oklahoma State	L 4-8
Mar. 8	at #13 Oklahoma State	L 4-7
Mar. 10	UC Davis	W 7-1
Mar. 11	UC Davis	W 6-4
Mar. 12	UC Davis	W 17-4
Mar. 14	Utah Tech	W 9-1
Mar. 17	at Utah*	W 9-7
Mar. 18	at Utah*	W 15-9
Mar. 19	at Utah*	L 6-11
Mar. 21	#25 Grand Canyon	W 11-1
Mar. 24	Arizona*	W 6-5
Mar. 25	Arizona*	W 7-4
Mar. 26	Arizona*	W 10-6
Mar. 28	at UNLV	W 6-2
Mar. 31	at California*	W 4-1
Apr. 1	at California*	L 4-5
Apr. 2	at California*	W 15-10
Apr. 4	Seattle	W 11-6
Apr. 6	Washington State*	W 6-5
Apr. 7	Washington State*	W 6-2
Apr. 8	Washington State*	W 4-1
Apr. 11	at Grand Canyon	W 13-10
Apr. 14	at Washington*	L 3-8
Apr. 15	at Washington*	W 8-6
Apr. 19	at Arizona	L 0-20
Apr. 21	#21 Oregon State*	L 11-13
Apr. 22	#21 Oregon State*	W 11-7
Apr. 23	#21 Oregon State*	W 12-10
Apr. 25	Cal State Fullerton	W 9-1
Apr. 26	Cal State Fullerton	L 8-11
Apr. 28	at #23 Oregon*	L 5-11
Apr. 29	at #23 Oregon*	L 10-16
Apr. 30	at #23 Oregon*	W 9-6
May 5	#7 Stanford*	L 6-8
May 6	#7 Stanford*	L 11-12
May 7	#7 Stanford*	L 4-9
May 12	at USC*	6:30 PM
May 13	at USC*	6:30 PM
May 14	at USC*	1:00 PM
May 15	at UC Riverside	2:00 PM
May 18	UCLA*	7:00 PM
May 19	UCLA*	6:00 PM
May 20	UCLA*	12:00 PM
May 23	Conference Tournament	TBD
May 24	Conference Tournament	TBD
May 25	Conference Tournament	TBD
May 26	Conference Tournament	TBD
May 27	Conference Tournament	TBD

All times Arizona time

* - Indicates a Pac-12 Conference game

- Indicates a Pac-12 Network Game

^ - Indicates a Pac-12 Live Stream Game

PROJECTED STARTERS

ASU	ERA	W-L	IP	SO	BB	Opp. Avg
LHP Timmy Manning	8.24	1-3	39.1	48	17	.290
RHP Khristian Curtis	7.69	4-3	52.2	50	31	.294
LHP Ross Dunn	4.75	4-4	55.0	75	37	.249

USC	ERA	W-L	IP	SO	BB	Opp. Avg
RHP Blake Soderstrom	3.13	3-2	54.2	63	21	.252
RHP Caden Aoki	2.40	3-1	45.0	38	17	.244
RHP Tyler Stromborg	5.15	4-3	64.2	59	20	.254

Five-Time NCAA Champions (1965, 1967, 1969, 1977, 1981) | 22 College World Series Appearances | 21 Conference Championships

131 All-Americans | 14 National Players of the Year | 12 College Baseball Hall of Fame Members | 916 Letterwinners

465 Major League Baseball Draft Picks | 115 Major Leaguers | 52 Major League Baseball First-Round Draft Picks

2023 Sun Devil Baseball

QUICK FACTS/MEDIA INFORMATION

GENERAL INFORMATION

Location.....	Tempe, Ariz.
Founded.....	1885
Enrollment.....	140,759
Nickname.....	Sun Devils
School Colors.....	Maroon and Gold
Home Field.....	Phoenix Municipal Stadium
Capacity.....	5,300
Muni Dimensions.....	Lines: 333 (LF) 334 (RF) Alleys: 385 CF: 395
Surface.....	Grass
Affiliation.....	NCAA Div. I
Conference.....	Pac-12
President.....	Dr. Michael Crow
VP of Athletics.....	Ray Anderson
Athletic Dept. Phone.....	(480) 965-3482
Ticket Office Phone.....	(480) 727-0000
Athletics Department Address.....	
	Carson Student-Athlete Center
	500 East Veteran's Way
	P.O. Box 872505
	Tempe, AZ 85287-2505

PROGRAM HISTORY

First Year of Baseball.....	1907 (7-2)
Start of NCAA Baseball.....	1959 (28-18-1)
All-Time Record.....	2991-1540-8 (661)*
Modern Era Record (Since Joining NCAA).....	2665-1195-4*
National Championships.....	5 (165, '67, '69, '77, '81)
Years in CWS/Last.....	22 (2010)*
All-Time CWS Record.....	61-38 (616)*
NCAA Appearances/Last.....	41 (2021)*
NCAA Tournament Record.....	171-82 (676)*
Best Record All-time.....	64-6 (.914) - 1972
Last All-Americans.....	2022 (2)
	Joe Lampe (Perfect Game, Third Team)
	Nate Baez (Collegiate Baseball, Third Team)

*- ASU vacated 44 wins, the Pac-10 title and the College World Series appearance from 2007. Records do not reflect the vacations.

COACHING STAFF

Head Coach.....	Willie Bloomquist (2nd Year)
Alma Mater.....	Arizona State (1999)
Career Record/Record at ASU (Years).....	55-50 (2nd Season)
Assistant Coach.....	Mike Goff (2nd Season)
Assistant Coach/Pitching/Recruiting.....	Sam Peraza (2nd Season)
Assistant Coach.....	Dan Jaffe (1st Season)
Director of Player Development/Assistant Recruiting Coord.....	Travis Buck (2nd Season)
Director of Operations.....	Mike Porcaro (2nd Season)
Strength & Conditioning.....	Ted Henson (1st Season)
Athletic Trainer.....	Jesse Lowman (9th Season)
Dir. of Community Relations.....	Armando Flores (16th Season)

SPORTS INFORMATION

Baseball Contact.....	Jeremy Hawkes (7th Season) (BSB)/11th Season)
Office.....	480-965-9544
Cell.....	520-403-0121
E-Mail.....	jdhawkes@asu.edu
Director of Sports Information.....	Doug Tammara
Email.....	tammara@asu.edu

2022 RECAP

Overall Record.....	26-32
Conference record.....	13-17
Home record.....	19-13
Away record.....	6-17
Neutral site record.....	1-2
Postseason.....	Pac-12 Tournament (T-5th)
Final national finish.....	--
Conference finish.....	8th
Players Drafted.....	6

MEDIA INFORMATION

Credentials

All credential requests should be sent via email to Jeremy Hawkes (jdhawkes@asu.edu).

Interview Policy

Sun Devil Baseball's weekly media availability with vary week-to-week based on the season's schedule. Media Relations Director Jeremy Hawkes will reach out each week to confirm availability dates. Media planning to attend must contact Jeremy Hawkes (520-403-0121/jdhawkes@asu.edu) ahead of time and inform him of their plans or to be added to the distribution list.

Throughout the season's schedule, ASU will host postgame interviews in the Omaha Room after each game. Media members should request players at the beginning of the ninth inning. Please contact Jeremy Hawkes or a member of the media relations staff in the press box to coordinate those interviews. Media members who wish to schedule an interview outside of practice must contact Jeremy Hawkes.

Photography/Videography

Accommodations for B-Roll purposes at practice can be made through Jeremy Hawkes (jdhawkes@asu.edu). During games, credentials must be worn in plain view throughout the game and all photographers must adhere to painted lines and instructions given by security personnel and/or Arizona State staff members at all times. At no point during game action should a member of the media be on the field of play. Contact Jeremy Hawkes for any details regarding shooting game action.

Media Highlights Policy

Highlights Include Pac-12 Networks/ESPN/FOX network broadcasts (including affiliates such as ABC and ESPNU and CBS sublicensed telecasts), all home hosted non-televised competitions including those that are live streamed and any other sport events in which the Pac-12 controls the exhibition rights. No third-party organization may post competition footage of any Pac-12 game, non-conference home game or other contest for which the Pac-12 controls the media rights on its website without a license to the content from the Pac-12 Networks or its licensing partner (Wazee Digital), with the exception of news window

privileges described below. Alternatively, third parties are permitted to post video on their websites through the use of the Pac-12 Digital embeddable video player (embed code available at <http://video.pac-12.com>). Certified broadcast news outlets may use a maximum of 3 minutes of Pac-12 event footage on their regularly scheduled newscasts during the 48-hour news window following the conclusion of included events. If the highlights from a Pac-12 Networks production do not contain the Pac-12 Networks bug, the news outlet must insert "Courtesy of Pac-12 Networks" over the footage. Excerpts of those newscasts containing these highlights may also be posted to news providers' websites, but must be removed 48 hours after the conclusion of any included event, unless a license for that footage is obtained from Pac-12 Conference or its licensing Partner (Wazee Digital). Highlights may not be posted to YouTube, Facebook, or other social media properties.

2023 Media Coverage

The vast majority the Sun Devils games this season will be available to fans via the Pac-12 Network or the Pac-12 Live Stream online.

The Sun Devil Sports Radio Network is scheduled to broadcast 32-35 Sun Devil Baseball games this season between NBC Sports Radio AM 1060 and other affiliated radio stations. Fans can listen to the broadcasts on the radio or via the TuneIn app on thesundevils.com. Links to the streaming audio can be found on the online baseball schedule.

Tim Healey is set to serve his 25th season as the "Voice of the Sun Devils" on baseball broadcasts and will be joined for the fifth-straight season by color analyst Max Rossiter, who was an all-conference catcher for the Devils from 2012-13.

2023 Sun Devil Baseball

GAME NOTES/ROSTERS

LOS ANGELES -- Sun Devil Baseball is set for the penultimate series of the regular season this weekend and the final road trip of the year as it heads to do battle with Southern California at Dedeaux Field in a three-game series beginning on Friday, May 11. Both Friday and Saturday's games are set for a 6:30 p.m. AZT first pitch with finale getting underway on Sunday at 1 p.m.

FOLLOW THE ACTION

- All three game will be available via the USC Live Stream at: <https://pac-12.com/live/usc>
- All games will be broadcast live over local airwaves on KDUS 1060 AM with Tim Healey and Max Rossiter providing the highlights.
- Fans are always encouraged to follow the Sun Devil Baseball team on social media for any program or schedule updates throughout the week on the Sun Devil Baseball Twitter account: @ASU_Baseball.

HONORING THE PAST

- The Sun Devils will wear black SB and MG tribute patches on batting helmets throughout the 2023 season to honor the loss of two great alumni this past offseason in Sal Bando and Mike Gallagher.

LAST TIME OUT: #7 STANFORD

- The Sun Devils pushed a Top-10 squad and the clear Pac-12 Championship frontrunner Stanford Cardinal to the limit last weekend, with all three games going into the ninth inning with ASU trailing by just one or two runs. Unfortunately, none of those turned out in ASU's favor as the Cardinal swept the weekend in a flurry of heavyweight bouts at Phoenix Muni.
- ASU was 16-4 in games decided by three runs or less before Stanford won two such games.
- Ryan Campos returned to the Sun Devil lineup after an 11-game absence with an oblique strain and led the team with .417 average for the weekend.
- Isaiah Jackson had one of his best weekends of the season, going 5-for-13 with a homer and two doubles.
- Nick McLain, Jacob Tobias and Luke Hill paced the team with four RBIs each.

ON DECK: USC

- ASU leads the all-time series between the teams, 115-108. The Sun Devils won all three games in Phoenix last year and have taken six of the last seven. USC last won a series against ASU in 2019, taking 2-of-3 at home.
- The rivalry between the two storied programs is one that dates back to the early 1960's, with the teams meeting 8 times in the postseason, including four times in the championship game of the College World Series ('72, '73, '78, '98 - all won by USC).
- USC is coming off a big series win over a Top-25 Oregon team last weekend.
- Austin Overn currently leads the nation with 12 triples, which set a new USC single season record. USC's 27 triples lead the Pac-12 and are 2nd in the nation.
- Blake Sodersten earned Pac-12 Pitcher of the Week honors after leading USC to a series-opening win over then No. 17 Oregon, giving up one run in 7.0 innings while striking out a career-high 11 batters and walking just one.
- The Trojans are 23-6 at home this season, posting the most home wins by a USC team since 2001.
- USC's 4.31 team ERA is 3rd in the Pac-12 and 29th in the nation. The Trojans' team WHIP (1.33) is 3rd in the conference and 22nd in the NCAA.

GOING CAMP-ING

- Ryan Campos was named to the Golden Spikes Award Midseason Watch List and also tabbed as the Pac-12 Player of the Week following the Washington State series. But the Sun Devils were without Campos' services for the majority of the month of April due to a oblique strain.
- He has reached base safely in 70-of-78 (89.7%) of games with the Sun Devils overall and all but two games this season.
- Campos is currently ninth among active Division I players with a career batting average of .382. It is the highest career average among active catchers in Division I.
- For the season, Campos is batting .414 - tops in the Pac-12 and 17th in the nation according to the NCAA statistical minimums. The average is over 20 points better than the next closest Pac-12 batter. It is the third-best average for a catcher in the country behind Virginia's Kyle Teel (.423) and South Dakota State's Ryan McDonald (.417).
- He also leads the Pac-12 with a .518 OBP - aided by his team-leading 27 walks, which are 14th in the league (despite missing 11 games). He sits 9th in the Pac-12 with his .639 slugging percentage as well.
- Campos' 8.5 percent strikeout rate this season is the third-lowest in the Pac-12 while the .52 strikeout-to-walk ratio is tops in the league and 19th in the country.
- The sophomore is also 17th in the Pac-12 with 42 runs - despite missing 11 games for ASU.
- Campos is successful advancing runners at a .609 clip (42-of-69) - the second-highest average on the team. He has also been ASU's most efficient hitter when it comes to extending innings, second on the team with a .325 average with two outs (13-of-40).
- Campos led the Sun Devils with a .357 average last year as a true freshman - the sixth-best freshman average in program history and just ahead of head coach Willie Bloomquist's .356 average.
- It was the seventh-highest average in the Pac-12 prior to the NCAA tournament and the 11th-highest batting average for a catcher in the NCAA prior to the tournament and the fourth-highest for a Power Five catcher.
- It was the 10th-highest batting average for a freshman in the NCAA prior to the tourney and the best freshman catcher average in the country.
- He was one of just 19 freshmen to crack the Top-250 in the NCAA in average and the only freshman Power Five catcher to do so.
- It marked the second straight season a true freshman led the team in average (Ethan Long in 2021) - something that has never happened in consecutive years in program history and just the fourth time in program history overall that it had happened.
- His .363 average in league-only games was the fifth-highest in the conference.
- His .438 OBP in league games was also tops on the team and ninth in the Pac-12 and tops among league catchers.

NUMERICAL QUICK ROSTER

No.	Name	Yr.	Pos.	B/T
2	Varnado, Drake	So.	INF	R/R
3	McLain, Nick	So.	OF	S/L
5	Curtis, Khristian	Jr.	RHP	R/R
6	Contrades, Nu'u	Fr.	INF	R/R
7	Hill, Luke	Fr.	INF	R/R
8	Weaver, Jonny	Gr.	INF	R/R
9	Pivaroff, Blake	Jr.	RHP	L/R
10	Bodlovich, Christian	RS Jr.	RHP	R/R
11	Vu, Kien	Fr.	OF	L/L
12	Manning, Timmy	Jr.	LHP	L/L
13	Meyer, Tyler	RS So.	RHP	R/R
14	Crenshaw, Wyatt	Sr.	INF	L/R
15	Newman, Trey	RS Jr.	C	R/R
17	Campos, Ryan	So.	C	L/R
18	Tobias, Jacob	So.	INF	L/R
19	Gardner, Dylan	Jr.	RHP	R/R
21	Rogers, Will	So.	UTL	R/R
22	Vargas, Jose	Fr.	OF	L/R
23	Hernandez, Stephen	Fr.	LHP	L/L
24	Jackson, Isaiah	Fr.	OF	L/R
25	Long, Ethan	Jr.	INF	R/R
26	Cano, Willie	Sr.	INF	R/R
27	Compton, Brandon	Fr.	INF	L/L
28	Humphres, Austin	Fr.	LHP	L/L
29	Stevenson, Owen	Jr.	RHP	R/R
31	Hansell, Josh	Jr.	RHP	R/R
32	Keaschall, Luke	Jr.	INF	R/R
33	Peery, Brock	Jr.	RHP	R/R
35	Beheler, Reese	Fr.	INF	L/R
37	Lebamoff, Nolan	Gr.	RHP	R/R
38	Valdez, Tyler	Jr.	RHP	R/R
39	Wainscott, Jesse	RS Sr.	RHP	R/R
40	Giblin, Jonah	R-So.	RHP	R/R
41	Balholm, Bronson	RS Sr.	C	S/R
45	Hanks, Ryan	Fr.	RHP	R/R
46	Dunn, Ross	Jr.	LHP	R/L
47	Tieding, Matt	RS Jr.	RHP	R/R

ALPHABETICAL QUICK ROSTER

No.	Name	Yr.	Pos.	B/T
48	Armbruester, Will	Sr.	RHP	R/R
41	Balholm, Bronson	RS Sr.	C	S/R
35	Beheler, Reese	Fr.	INF	L/R
10	Bodlovich, Christian	RS Jr.	RHP	R/R
17	Campos, Ryan	So.	C	L/R
26	Cano, Willie	Sr.	INF	R/R
27	Compton, Brandon	Fr.	INF	L/L
6	Contrades, Nu'u	Fr.	INF	R/R
14	Crenshaw, Wyatt	Sr.	INF	L/R
5	Curtis, Khristian	Jr.	RHP	R/R
46	Dunn, Ross	Jr.	LHP	R/L
19	Gardner, Dylan	Jr.	RHP	R/R
40	Giblin, Jonah	R-So.	RHP	R/R
45	Hanks, Ryan	Fr.	RHP	R/R
31	Hansell, Josh	Jr.	RHP	R/R
23	Hernandez, Stephen	Fr.	LHP	L/L
7	Hill, Luke	Fr.	INF	R/R
28	Humphres, Austin	Fr.	LHP	L/L
24	Jackson, Isaiah	Fr.	OF	L/R
32	Keaschall, Luke	Jr.	INF	R/R
37	Lebamoff, Nolan	Gr.	RHP	R/R
25	Long, Ethan	Jr.	INF	R/R
12	Manning, Timmy	Jr.	LHP	L/L
3	McLain, Nick	So.	OF	S/L
13	Meyer, Tyler	RS So.	RHP	R/R
15	Newman, Trey	RS Jr.	C	R/R
33	Peery, Brock	Jr.	RHP	R/R
9	Pivaroff, Blake	Jr.	RHP	L/R
21	Rogers, Will	So.	UTL	R/R
29	Stevenson, Owen	Jr.	RHP	R/R
47	Tieding, Matt	RS Jr.	RHP	R/R
18	Tobias, Jacob	So.	INF	L/R
38	Valdez, Tyler	Jr.	RHP	R/R
22	Vargas, Jose	Fr.	OF	L/R
2	Varnado, Drake	So.	INF	R/R
11	Vu, Kien	Fr.	OF	L/L
39	Wainscott, Jesse	RS Sr.	RHP	R/R
8	Weaver, Jonny	Gr.	INF	R/R

2023 Sun Devil Baseball

GAME NOTES

USE THE FORCE, LUKE

- There are few players in the nation playing as well as Luke Keaschall is this season.
- Keaschall currently leads the Pac-12 with 61 weighted runs created this season - 27th in all of college baseball - while his 26 weighted runs above average are also tops in the league and 25th in the nation.
- Moved to the cleanup spot in the batting order after leading off for the first month of the season (and batting only .213 through 13 games), Keaschall now sits ninth in the Pac-12 with a .364 average.
- Keaschall is batting .396 in Pac-12-only games - the third-highest average in the league. His .906 slugging percentage in conference-only games is over 100 points higher than any other player in the league while his 32 Pac-12 RBIs are tops in the conference.
- His .754 slugging percentage on the season (16 homers, 1 triple, 23 doubles) has him tops in the league and 36th nationally. 19 of his last 23 hits have been for extra bases.
- The 23 doubles lead the league by six over the next closest player and lead the entire nation. His 52 career doubles are tied for 12th among all active Division I players. He became the third player under Willie Bloomquist to reach 20 doubles and 10 homers in a season and is only of just eight players overall to accomplish that feat for ASU since 1998. He is the only Pac-12 player to accomplish the milestone this season. He is one of just nine players in Division I baseball to accomplish the feat this season.
- With four more homers, Keaschall would join Bob Horner as the only other player in Sun Devil history in the 20-20 club with 20 homers and 20 doubles.
- His 40 overall extra-base hits are eight more than any player in the league.
- He is up to 50 RBIs for the season, including a herculean five-RBI effort in the series opening win over Arizona - sitting 4th in the Pac-12 in the process.
- Keaschall leads the team with six go-ahead/game-winning RBIs this season.
- Keaschall also finds himself fifth in the conference with 16 steals this season. He has only been thrown out once, giving him the highest steal percentage in the Pac-12.
- Keaschall has been elite in making adjustments against starters, batting .433 in the third inning of games, typically when he is receiving his second AB of the game. 14 of his 50 RBIs have come in the third inning of games this year with five doubles and four homers.
- Keaschall has also been getting it done in the field, turning 125 defensive assists for the year, good for third in the Pac-12
- In four games against Utah Tech and Utah, the second baseman hit .625 (10-for-16) with 11 RBI, eight runs scored, three doubles, three home runs and a pair of stolen bases en route to Pac-12 Player of the Week honors and recognized by Collegiate Baseball News as one of its National Players of the Week.

JACOB'S LADDER

- Jacob Tobias got the first RBI of the 2023 season with his RBI single in the first inning of Opening Night and that has been a trend for his season.
- Tobias leads the team with 57 RBIs this season - good for second in the Pac-12 and 42nd nationally. His 16-multi-RBI games pace the team as well.
- The RBI tally is especially notable as he had just 29 total RBIs in the entirety of last season.
- Tobias has been deadly the second time through the order, recorded 22 of his RBIs in the fourth or fifth innings of games, typically when he sees a starter for the second or third time in a game. He is batting .407 and .471 in those innings, respectively.
- Tobias has recorded an RBI in 10 of the last 11 games and 31 games overall (67.4 percent).
- His success has come largely from coming through in the clutch with a .439 average with runners in scoring position (29-of-66). His 29 hits with runners in scoring position are seven more than any teammate.
- He is an incredible 7-for-9 this season with the bases loaded and has brought a runner home from third with less than two outs 75 percent of the time (15-of-20)
- While not looking the part, his four triples this season give him five for his career, marking him the active career leader in the category at ASU in games played for the Sun Devils. The four triples this season are Top-35 nationally and fourth in the Pac-12.
- Tobias was named to the Preseason All-Pac-12 team after being a first team selection as designated hitter last season.
- His 12 bases (two homers, two doubles) against Utah in the series finale last season were tied for the most by a Pac-12 player in a game last year. His seven homers last year were tied for eighth in ASU freshman history. His 23 RBIs in Pac-12 games were the second-most on the team, 20th in the Pac-12 and third among Pac-12 freshmen.

RUNNING UP THAT HILL

- Luke Hill has not at all looked like a true freshman starting at shortstop in his first season of action, showing savvy skills with the bat and with the glove.
- Hill is sitting with a .335 average that is 18th in the Pac-12 and Top-30 among all freshmen nationally and 15th among Power Five freshmen and the highest among all freshmen in the Pac-12.
- Hill leads the team with a .423 average with runners in scoring position (on 22-of-52 hitting).
- He had the massive go-ahead RBI in the rubber match against Cal with his eighth inning RBI single that was part of a massive nine-run inning to complete the comeback. He would do the exact same less than two weeks later with a two-RBI single against GCU to cap off ASU's nine-run eighth inning with the go-ahead RBIs in that game as well as part of the team's seven-run comeback. He also ended #23 Oregon's no-hitter in the fifth inning Sunday with his two-run blast that was the catalyst to another five-run

come-from-behind victory.

- In fact, of his last 24 RBIs, 15 have come in seven different games when the Sun Devils have trailed by 3+ runs. ASU has come back to win five of those games. His 41 overall RBIs this season are third on the team and 14th in the Pac-12
- After a solo shot for his first career homer, all five homers since then have come with at least one man on, including four three-run shots.
- He is second on the team with four game-winning/go-ahead RBIs this season.
- His 123 defensive assists are fourth in the Pac-12 and most of any Pac-12 freshman.

BIG MAC

- Willie Bloomquist gushed over redshirt freshman Nick McLain during the preseason about his ability at the plate but a hamate injury knocked him out of the lineup for the first 32 games of the season.
- McLain has shown he is every bit as advertised, recording a hit in his first 11 collegiate games he appeared in. In doing so, he became the first Sun Devil freshman to get a hit in the first 11 games of their career since at least the 1998 season - as far back as readily available recording in the category go.
- He has a hit in 14 of his first 15 career games
- McLain is batting .387 with a .790 slugging percentage behind his for doubles and seven homers. 11 of his 24 hits this year have been for extra bases.
- McLain became the first player since Gage Workman in 2019 to homer from both sides on the plate, doing so against Oregon.
- The freshman has been elite in the second half of games, recording a .625 average in the fifth, .800 average in the sixth, a .500 average in the eighth and a .429 average in the ninth and slugging over 1.000 in all of those.

NOT SO QUIET WYATT

- Transfer Wyatt Crenshaw posted video game numbers last season at Colorado College and has quickly shown that was no fluke, speaking plenty loud with his bat despite saying approximately 18 total words in post-game press conferences this season.
- Crenshaw is batting .286 on the season, slugging .524 with nine homers, a triple and 16 doubles - the latter good for fourth in the Pac-12.
- His .583 slugging percentage in Pac-12 games is 12th in the league.
- He has also played a nice right field for ASU, recording all 51 putouts on balls flown his way thus far with no errors.
- Crenshaw has been at his best late in games, with a .529 batting average/.706 slugging percentage in the seventh innings and a .468 average/.579 slugging in the eighth inning of games this season.

WHO'S THE NU'U GUY

- It was a quiet start for true freshman Nu'u Contrades but he has swung one of the hottest bats in the conference over the middle part of the season.
- Contrades has a .312 average on the year after sitting below the Mendoza line after the March 7 loss at Oklahoma State.
- The .312 average is Top-50 among all freshmen in the country this season and top-15 among freshmen infielders.
- In league-only games, Contrades has 22 RBIs - eight-most in the Pac-12. His .327 average in Pac-12 games is 20th in the league and his .538 slugging percentage in Pac-12 games is 18th in the league. He is the highest-ranked freshman in the Pac-12 in all three categories.
- Contrades was the Pac-12 Player of the Week after he single-handedly propelled ASU to victory in the series clinching win on Saturday against rival Arizona, going 3-for-5 with a career-best five RBIs - including the go-ahead three-run homer in the sixth inning. He followed that up with a 4-for-5 outing with another bomb and three RBIs in the series sweeping win on Sunday. He led the team with 10 RBIs (of 31 total for the week for ASU) with a .947 slugging percentage while batting .474 on 9-of-19 hitting.

GRABBING THE BULL-PEN BY THE HORNS

- ASU stranded 497 opponent baserunners last season - an average of 8.6 per game. That total is 353 this season - good for 8.0. ASU relievers have been fairly efficient getting out of jams, stranding 46-of-112 inherited runners for the season (41.1 percent).
- ASU's has used midweek games as bullpen days and the crew has been absolutely electric, going 7-1 in single-game midweeks this season and 8-4 overall after going 5-7 in them last season.
- For the season, the bullpen is posting a 5.48 ERA with an 19-6 record in decisions and 10 saves. The squad has 212 strikeouts to 110 walks (over 241.1 innings) and is holding opponents to .269 batting. While not entirely electric, it is a marked improvement from last season where the 2022 Sun Devil bullpen had a 6.71 ERA for the season with a 13-19 record in decisions with 231 strikeouts to 170 walks (over 271.0 innings) and a .299 average against.
- Matt Tieding has been essential in saving the Sun Devil bullpen after tough outings for starters this year. AS A RELIEVER, the newcomer has a 4-1 record in 30.2 innings. He is holding opponents to a .248 average out of the bullpen with 16 strikeouts to just six walks.
- Nolan Lebamoff has been another that has come on strong of late, posting a 3-0 record out of the bullpen with a 3.97 ERA. After giving up three runs in his first two games over 1.1 innings, Lebamoff has not allowed an earned run in 17 of his last 21 appearances. Opponents are managing just a .244 batting average against him this

year.

- Blake Pivaroff has sneakily posted an exceptional month-plus of baseball. Following his outing against Oklahoma State on March 7, Pivaroff sat with a 7.56 ERA over six appearances. Since then, Pivaroff has made a team-leading 16 appearances and posted a 2.12 ERA with a 2-1 record and three saves over 17.2 innings of work, holding opponents to a .156 average with 13 strikeouts to just four walks.
- Timmy Manning and Owen Stevenson have solidified valuable roles out of the pen for ASU with Manning posting one or fewer runs in seven of his last 10 bullpen appearances with 25 strikeouts to eight walks in that span.
- Stevenson has allowed just nine earned runs in his last 17 appearances over 29.2 innings, with 37 strikeouts to eight walks in that stretch.
- Brock Peery has stranded a team-high 18 inherited runners on the year. Peery led the league with 10 saves last season year - good for 26th in the country. He added two in the first four games this season and tacked on a win for good measure. The 10 saves last season were tied for seventh-most at ASU since the 1998 season and marked the first time a closer reached double digits in the category at ASU since 2016.

PLAYING THE FIELD

- ASU turned 50 double plays last year - a tally good for 21st in Division I and fourth in the Pac-12. The squad turned 110 double plays over the previous two seasons.
- ASU has 42 double plays this season, tops in the Pac-12 and 20th nationally
- Luke Keaschall (125) and Luke Hill (123) are third and fourth in the Pac-12 in defensive assists this season.
- For the third straight season, the majority of position players on the diamond are new faces with only Will Rogers (left field) and Ryan Campos (catcher) starting the season reprising their roles from last year. ASU had just two players start last season in the same position they finished in 2021 (Joe Lampe in CF, Nate Baez at C and Sean McLain at 2B, though McLain was playing shortstop by the second weekend while Baez moved around the field by Week Two as well). ASU's only veteran starter in 2021 was Drew Swift - who shifted over to shortstop after spending the majority of his career at second base. All other positions on the diamond that season replaced by newcomers.
- ASU had four fielders in the Top-30 in fielding percentage in the Pac-12 last year (min. 100 chances) in Joe Lampe, Kai Murphy, Ryan Campos and Conor Davis. That was tied with USC and Oregon State for the most in the Pac-12.
- Sean McLain had the second-most defensive of assists of any player in the Pac-12 (179) - the second straight season an ASU player accomplished that feat following Drew Swift (171) in 2021.

HEADED TO THE GAP

- ASU got a slow start in the doubles category this season but has come in the second half of the year. The team has 84 in its last 36 games after posted just 13 in the first 11 of the season.
- That has brought ASU back to 50th in the NCAA in doubles and fourth in the league (99). On March 5, ASU was 252nd in the nation in the category.
- The team has recorded a double in 39 of 47 games overall with multiple doubles in 24 of those.
- Luke Keaschall the entire country with 23 doubles with teammate Wyatt Crenshaw is fourth in the Pac-12 with 16 doubles.
- The Sun Devils recorded 134 doubles last year, good for 19th in the nation and third in the Pac-12. The 127 doubles during the regular season were the most for a Sun Devil team in the REGULAR SEASON in the BBCOR era (since 2011) and tied for the fifth-most in a regular season since 1998.
- ASU had at least one double in all but six games last season and multiple doubles in 36 of 58 games.
- There were 45 Pac-12 players with double-digit doubles in the regular season, of which ASU had seven (Baez, Lampe, Rogers, McLain, Long, Davis, Murphy). No other team had more than six.

CHICKS DIG THE LONG BALL

- 12 different players have logged a home run for ASU and 10 have multiple home runs
- ASU has eight different players with at least six homers - two more than any other team in the Pac-12.
- The Sun Devils have seven players with at least seven homers - two more than any other team at ASU has had since at least the 1998 season and with one more within striking distance as well.
- ASU's 79 homers are third in the Pac-12 and 35th nationally
- The better news is ASU finally started the get pumps with runners on base. 35 of the last 62 Sun Devil home runs this season have come with runners on base after 14 of the first 17 this season were solo shots. Of the 24 solo shots, 16 were leadoff homers and thus not given the opportunity to happen with runners on base.
- ASU recorded seven homers against Washington State, which had entered the series leading the Pac-12 with only 14 allowed through its first 27 games.
- Oregon State led the Pac-12 with just 18 home runs allowed at the time before getting tagged by seven by the Sun Devils - including two games with three homers - the first time OSU had allowed three or more in back-to-back games since 2010.
- ASU recorded 13 in three games against Oregon (including six on Saturday, tied for the second-most in school history), the most for a weekend series since at least 1998) -
- Of the nine position players with at least 30 starts last season, all nine had multiple home runs. ASU had ten total players with multiple homers.

- ASU had five players with at least seven homers last year, tied for the second-most at ASU since 1998.
- The timing of the home runs improved immensely over the second half of the last season. On 24 of the final 37 homers on the year, ASU had at least one runner on base. That was notable as ASU had runners on base just eight times on the teams first 27 homers. ASU will hope for some deja vu in that area with 14 solo homers on 17 home runs this season.
- The Sun Devils had four grand slams last year - the most it had had in a season since 2004 (also four).

COMING IN HOT

- The Sun Devil bats are sitting near the top of the league in most offensive categories.
- ASU's .306 average as a team is third in the Pac-12 and 25th nationally while the squad's .519 slugging percentage is third in the league and 30th in the country.
- The team is second in the league with 505 hits, good for 21st nationally and notable as the team was 115th in the country in the category on March 8.
- ASU was 92nd in the nation in slugging percentage on March 8, 191st in doubles and 131st in batting average. Those totals now sit at 30th, 50th and 25th, respectively.
- ASU has reached double digit hits in 21 of its last 34 games and 28 games overall. ASU reached double digits in hits in 28 of the last 34 games of 2022 and 37 times in 58 games.
- The Sun Devils have thrived in the big innings, 12 times this season recording five or more runs in an inning.
- The Sun Devils have owned opponent bullpens this season, as other teams have a miserable 7.53 ERA against the ASU offense and a 7-11 record in decisions. ASU is batting .306 off opponent pens with 37 homers, 51 doubles and six triples over 215.0 innings. ASU has worked a 106 walks to 187 strikeouts against opponent bullpens.
- Oregon State closer Ryan Brown (10) and Oregon closer Josh Mollerus (8) have allowed just 18 earned runs this season over 50+ innings combined. Eight of those (four each) have come against the Sun Devils.
- The team has posted 46 runs in the eighth inning of games this season, just under a run per game. The team is batting .341 in the eighth inning of games with a .568 slugging percentage. The squad has 23 home runs total in innings 7-9 - easily surpassing its total of 17 from a year ago.

HOLD ON TO YOUR SEATS

- ASU has its part to shake off some of that bad mojo from last season in close games thus far, winning five one-run games (after going just 1-7 in such games last season) and 16-6 in games decided by three runs or less - a category ASU was 14-16 in a year ago.
- ASU has trailed at one point in 15 of its last 20 victories and in 17 of the team's wins overall this year.
- ASU has been incredibly efficient at closing games out, going 22-4 when leading after six, 25-1 when leading after seven and 26-0 when leading after eight.
- In a season and a half under Willie Bloomquist, the Sun Devils have shown that no opponent lead is safe, showing off plenty of grit in erasing multi-run deficits. ASU has nine wins this season when trailing by at least three runs at some point in the game and four of those by at least five.
- Last season, the seven-run deficit overcome by the Sun Devils to defeat and take the series from Cal was the most since March 3, 2000 against Arizona.
- ASU has doubled down at that this season with the victories over North Dakota State and GCU, overcoming a 7-0 deficit in both (and 9-2 in the entering the eighth against GCU) for victories in both.
- Three times last season ASU rallied from a deficit of five or more runs to tie or win the game - the first time that had happened since 2010 (also 3). ASU has surpassed that and won four games this season in which it trailed by five runs.

DO I KNOW YOU?

- The Sun Devils welcome an incredible 28 new faces to the roster in 2023. ASU went hard in the Transfer Portal during the offseason, recording the No. 2 transfer portal class in the nation according to several outlets.
- The new batch was highlighted by a total overhaul of the pitching staff, which will feature three transfer starters this weekend in LHP Ross Dunn (Florida State), RHP Khristian Curtis (Texas A&M) and LHP Timmy Manning (Florida). Owen Stevenson (San Francisco) also figures to find a spot in the rotation over the course of the season.
- Dunn competed for Team USA on the Collegiate National Team this past summer.
- Preseason All-American Luke Keaschall (San Francisco) highlights the incoming position players).
- Among the newcomers, freshman Isaiah Jackson ('22, Astros, 18th Round), Dunn ('19, Yankees, 11th Round) and Drake Varnado ('21, Diamondbacks, 17th Round) have all been drafted at some point in their careers.
- The Sun Devils didn't have a single freshman arm in the clubhouse last season but welcomes four this season (Ryan Hanks, Brandon Compton, Austin Humphres and Stephen Hernandez).
- After the departure of Sean McLain to the MLB Draft following last season, the Sun Devils will welcome his brother Nick McLain to the clubhouse this season with the youngster expected to be the Opening Day center fielder.
- ASU will feature an entirely new infield this season, highlighted by standout freshmen Nu'u Contrades, Luke Hill and Reese Beheler with a deep group of veteran transfers in Keaschall, Varnado, Jonny Weaver, Willie Cano and Wyatt Crenshaw.

2023 Sun Devil Baseball

HOME RUNS/DOUBLE PLAYS/PITCHING/TROPHY CASE

HOME RUN TRACKER

Player (Season, No.)	Gm #	Date	Opponent	On Base	Inning	Outs	Count	Score	Final
Will Rogers (1)	1	Feb. 17	SDSU	0	1	0	3-2	1-0	6-5
Luke Keaschall (1)	2	Feb. 18	SDSU	0	1	0	0-0	1-0	5-3
Isaiah Jackson (1)	2	Feb. 18	SDSU	0	1	0	0-2	1-0	5-3
Ryan Campos (1)	4	Feb. 21	UNLV	0	1	2	3-1	0-0	5-3
Ethan Long (1)	4	Feb. 21	UNLV	0	1	0	0-0	1-0	5-3
Wyatt Crenshaw (1)	4	Feb. 21	UNLV	0	1	0	0-0	1-0	5-3
Luke Keaschall (2)	5	Feb. 24	@ Miss St.	1	0	1	1-1	0-0	5-3
Wyatt Crenshaw (2)	5	Feb. 24	@ Miss St.	1	0	1	0-0	0-0	5-3
Luke Hill (1)	7	Feb. 26	@ Miss St.	0	1	0	0-0	2-3	6-6
Ethan Long (2)	7	Feb. 26	@ Miss St.	0	1	0	0-1	2-12	6-6
Ethan Long (3)	8	March 1	NDSU	1	1	0	0-2	0-7	10-6
Jacob Tobias (1)	8	March 1	NDSU	0	1	1	3-2	0-6	10-6
Will Rogers (2)	8	March 1	NDSU	0	1	1	0-0	1-6	10-6
Isaiah Jackson (2)	9	March 3	UC Irvine	0	1	2	2-2	1-5	10-6
Ryan Campos (2)	9	March 3	UC Irvine	0	1	0	1-1	3-11	10-6
Jacob Tobias (2)	9	March 3	UC Irvine	0	1	0	0-0	4-11	10-6
Jacob Tobias (3)	11	March 5	UC Irvine	0	1	1	1-1	0-6	12-7
Willie Cano (1)	13	March 8	at #13 Oklahoma St.	1	1	0	1-0	0-6	14-7
Ryan Campos (3)	15	March 11	UC Davis	1	1	1	2-0	0-0	15-4
Nu'u Contrades (1)	16	March 12	UC Davis	1	1	1	0-0	0-0	17-4
Ryan Campos (4)	16	March 12	UC Davis	0	1	0	0-0	13-0	17-4
Nu'u Contrades (2)	17	March 14	Utah Tech	0	1	0	1-2	0-1	19-1
Luke Keaschall (3)	17	March 14	Utah Tech	0	1	0	1-0	2-1	19-1
Luke Keaschall (4)	18	March 17	@ Utah	1	1	1	1-0	7-4	19-7
Wyatt Crenshaw (3)	19	March 18	@ Utah	1	1	1	1-0	0-5	15-6
Luke Keaschall (5)	19	March 18	@ Utah	1	1	1	1-0	0-5	15-6
Wyatt Crenshaw (4)	20	March 19	@ Utah	0	1	1	1-0	0-5	15-6
Luke Keaschall (6)	22	March 24	Arizona	0	1	0	1-0	0-0	15-6
Luke Keaschall (7)	22	March 24	Arizona	0	1	0	0-0	0-0	15-6
Nu'u Contrades (3)	23	March 25	Arizona	0	1	0	0-2	0-0	15-6
Wyatt Crenshaw (5)	24	March 26	Arizona	0	1	0	0-2	0-0	15-6
Kien Vu (1)	24	March 26	Arizona	0	1	0	0-0	0-0	15-6
Nu'u Contrades (4)	24	March 26	Arizona	0	1	0	0-0	0-0	15-6
Ryan Campos (5)	24	March 26	Arizona	0	1	0	0-2	0-0	15-6
Nu'u Contrades (5)	25	March 28	@ UNLV	1	1	0	1-1	0-6	16-3
Nu'u Contrades (6)	27	April 1	@ Cal	2	1	0	1-0	4-3	16-3
Isaiah Jackson (3)	29	April 4	Seattle U	1	1	0	2-2	0-11	16-3
Luke Hill (2)	30	April 6	Washington State	2	1	0	1-0	0-6	18-8
Jacob Tobias (4)	30	April 6	Washington State	0	1	0	3-1	0-6	18-8
Isaiah Jackson (4)	31	April 7	Washington State	1	1	0	2-0	0-0	18-8
Ryan Campos (6)	31	April 7	Washington State	0	1	0	1-1	0-0	18-8
Will Rogers (3)	32	April 8	Washington State	0	1	0	0-0	0-0	18-8
Nu'u Contrades (7)	32	April 8	Washington State	0	1	0	2-1	0-0	18-8
Ryan Campos (7)	32	April 8	Washington State	0	1	0	0-0	1-1	18-8
Luke Hill (3)	33	April 11	@ GCU	1	1	0	2-1	0-6	19-13
Nick McLain (1)	33	April 11	@ GCU	1	1	0	2-1	0-6	19-13
Wyatt Crenshaw (6)	34	April 14	@ Washington	0	1	0	0-2	0-0	19-13
Nick McLain (2)	34	April 14	@ Washington	0	1	0	0-0	0-0	19-13
Jacob Tobias (5)	35	April 15	@ Washington	0	1	0	3-2	4-1	18-8
Isaiah Jackson (5)	35	April 15	@ Washington	1	1	1	1-2	0-4	18-8
Luke Keaschall (8)	37	April 21	#21 Oregon State	0	1	0	3-2	4-1	11-13
Nick McLain (3)	37	April 21	#21 Oregon State	2	1	0	1-1	1-11	11-13
Luke Keaschall (9)	37	April 21	#21 Oregon State	0	1	0	1-0	0-13	11-13
Jacob Tobias (6)	38	April 22	#21 Oregon State	0	1	0	2-0	0-1	11-13
Isaiah Jackson (6)	38	April 22	#21 Oregon State	0	1	0	0-1	1-7	11-13
Isaiah Jackson (7)	38	April 22	#21 Oregon State	0	1	0	0-1	1-7	11-13
Luke Keaschall (10)	39	April 23	#21 Oregon State	0	1	0	0-0	0-5	15-10
Luke Hill (4)	40	April 25	Cal State Fullerton	2	1	0	1-0	4-5	19-1
Luke Keaschall (11)	40	April 25	Cal State Fullerton	0	1	0	0-0	0-1	19-1
Jacob Tobias (7)	41	April 26	Cal State Fullerton	3	1	0	2-2	0-6	18-11
Nick McLain (4)	42	April 28	@ #23 Oregon	0	1	1	1-0	1-9	11-11
Nick McLain (5)	42	April 28	@ #23 Oregon	0	1	0	0-2	0-11	11-11
Jacob Tobias (8)	42	April 28	@ #23 Oregon	0	1	0	3-1	0-11	11-11
Wyatt Crenshaw (7)	43	April 29	@ #23 Oregon	0	1	1	1-1	0-10	10-6
Wyatt Crenshaw (8)	43	April 29	@ #23 Oregon	0	1	0	3-2	1-2	10-6
Luke Keaschall (12)	43	April 29	@ #23 Oregon	0	1	0	0-0	0-0	10-6
Luke Keaschall (13)	43	April 29	@ #23 Oregon	0	1	0	0-1	0-0	10-6
Nick McLain (6)	43	April 29	@ #23 Oregon	0	1	0	0-1	0-16	0-6
Jacob Tobias (9)	43	April 29	@ #23 Oregon	1	1	0	0-1	0-16	0-6
Luke Hill (5)	44	April 30	@ #23 Oregon	1	1	0	3-1	0-5	0-6
Luke Keaschall (14)	44	April 30	@ #23 Oregon	1	1	2	1-1	4-5	0-6
Jacob Tobias (10)	44	April 30	@ #23 Oregon	0	1	0	2-0	6-5	0-6
Nu'u Contrades (8)	44	April 30	@ #23 Oregon	1	1	0	0-1	7-5	0-6
Isaiah Jackson (8)	45	May 5	#7 Stanford	0	1	0	2-0	0-0	0-6
Nick McLain (7)	45	May 5	#7 Stanford	1	1	0	0-2	1-4	11-3
Luke Keaschall (15)	46	May 6	#7 Stanford	0	1	0	0-2	0-0	11-3
Luke Hill (6)	46	May 6	#7 Stanford	0	1	0	0-1	0-0	11-3
Luke Keaschall (16)	46	May 6	#7 Stanford	0	1	0	0-0	0-0	11-3
Wyatt Crenshaw (9)	47	May 7	#7 Stanford	0	6	2	1-1	3-5	4-9

*-Leadoff Home Run

GAME-WINNING RBI/Run (RBI/Run [When not an RBI] Responsible for the Go-Ahead Run and a Lead Not Relinquished)

Player	Gm #	Date	Opponent	Season #	Inning	Outs	Count	Result	Final
Will Rogers	1	Feb. 17	SDSU	1	9	0	0-0	1B 7 RBI	6-5
Luke Keaschall	2	Feb. 18	SDSU	1	1	0	0-0	HR 7	5-3
Jonny Weaver	3	Feb. 19	SDSU	1	7	2	1-2	1B 7 RBI	1-0
Ryan Campos	4	Feb. 21	UNLV	1	1	2	3-1	1B 7	5-3
Luke Keaschall	5	Feb. 24	@ Miss St.	1	1	0	1-0	1B 7	5-3
Will Rogers	8	March 1	NDSU	1	9	0	3-2	1B 7 RBI	10-6
Luke Hill	14	March 10	UC Davis	1	1	0	3-1	1B 7 RBI	6-4
Ryan Campos	15	March 11	UC Davis	1	1	0	3-1	1B 7 RBI	6-4
Ryan Campos	16	March 12	UC Davis	1	1	0	0-1	1B 7 RBI	17-4
Luke Hill	17	March 14	Utah Tech	1	3	0	1-2	1B 7 RBI	19-1
Luke Keaschall	18	March 17	@ Utah	1	3	4	3-1	1B 7 RBI	19-7
Wyatt Crenshaw	19	March 18	@ Utah	1	2	1	2-0	HR RF 2 RBI	15-6
Nu'u Contrades	21	March 22	#25 Grand Canyon	1	1	2	1-1	2B 1 F 3 RBI	11-1
Luke Keaschall	22	March 24	Arizona	1	4	0	0-0	1B 1 CF 3 RBI	6-5
Nu'u Contrades	23	March 25	Arizona	1	1	0	0-1	HR 1 F 3 RBI	7-4
Jacob Tobias	24	March 26	Arizona	1	1	0	2-0	0-0	10-6
Jacob Tobias	25	March 28	@ UNLV	1	1	0	0-1	0-0	10-6
Wyatt Crenshaw	26	March 1	@ Cal	1	3	0	3-2	0-5	4-9
Luke Hill	28	April 2	@ Cal	1	3	1	3-2	1B 5 RBI	15-10
Jacob Tobias	29	April 4	Seattle U	1	3	1	3-1	1B RS 2 RBI	9-6
Kien Vu	30	April 6	Washington State	1	9	1	3-2	1B 8 RBI	6-5
Ryan Campos	31	April 7	Washington State	1	6	0	1-1	HR RF	6-3
Will Rogers	32	April 8	Washington State	1	3	1	0-0	HR LF 2 RBI	4-1
Luke Hill	33	April 11	@ GCU	1	8	2	3-2	1B RC 2 RBI	13-10
Wyatt Crenshaw	35	April 15	@ Washington	1	3	1	1-0	Scored on DP	8-6
Isaiah Jackson	38	April 22	#21 Oregon State	1	9	2	2-1	Grand Slam	11-7
Nu'u Contrades	39	April 23	#21 Oregon State	1	7	0	-	WP	12-10
Luke Keaschall	40	April 25	Cal Stat Fullerton	1	5	1	3-2	1B 6 RBI	9-1
Luke Keaschall	44	April 30	@ #23 Oregon	1	6	2	1-1	HR 7 2 RBI	9-6

2023 TROPHY CASE

Luke Keaschall

Pac-12 Player of the Week - March 20

Collegiate Baseball News National Players of the Week - March 20

Nu'u Contrades

Pac-12 Player of the Week - March 27

Ryan Campos

Golden Spikes Award - Midseason Watch List

Pac-12 Player of the Week - April 10

2022 TROPHY CASE

Ryan Campos

Pac-12 Conference - Honorable Mention - Catcher

NCBWA Freshman All-American - Catcher

Jacob Tobias

Pac-12 Conference - First Team - DH

Collegiate Baseball News Freshman All-American - DH

Brock Peery

Pac-12 All-Conference (Honorable Mention)

MLB Draft

Joe Lampe, OF, Cleveland Guardians, Round 3, Pick 95

Sean McLain, INF, Los Angeles Dodgers, Round 5, Pick 165

Nate Baez, C, Minnesota Twins, Round 12, Pick 354

Kyle Luckham, RHP, Washington Nationals, Round 15, Pick 441

Adam Tulloch, LHP, Cleveland Guardians, Round 15, Pick 451

Ethan Long, 1B, San Francisco Giants, Round 20, Pick 616

SAVES

No.	Date	Opponent	Pitcher (Save #)	IP (H, R, ER, BB, K)
1	2/18	SDSU	Brock Peery (1)	0.1 (0, 0, 0, 1)
2	2/21	UNLV	Brock Peery (2)	0.2 (0, 0, 0, 1)
3	3/11	UC Davis	Jesse Wainscott (1)	2.0 (0, 0, 0, 1)
4	3/17	@ Utah	Jesse Wainscott (2)	1.0 (2, 1, 0, 0)
5	3/24	Arizona	Blake Pivaroff (1)	1.0 (1, 1, 0, 1)
6	3/25	Arizona	Owen Stevenson (1)	2.0 (1, 1, 0, 2)
7	3/31	@ Cal	Owen Stevenson (2)	1.0 (0, 0, 0, 1)
8	4/7	WSU	Owen Stevenson (3)	2.0 (1, 0, 0, 5)
9	4/8	WSU	Owen Stevenson (4)	1.0 (0, 0, 0, 2)
10	4/23	#21 OSU	Blake Pivaroff (2)	1.0 (1, 0, 0, 1)
11	4/30	@ #23 Oregon	Blake Pivaroff (3)	1.0 (0, 0, 0, 1)

QUALITY STARTS

No.	Date	Opponent	Pitcher (QS #)	IP (H, R, ER, BB, K)
1	3/10	UC Davis	Ross Dunn (1)	6.0 (2, 1, 2, 8)
2	4/8	Washington St.	Khrystian Curtis (1)	6.0 (4, 1, 1, 8)

2023 Sun Devil Baseball

SERIES STATS AND INDIVIDUAL STREAKS

SERIES STATS

HITTING	W-L	AVG.	R	H	2B	3B	HR	RBI	BB	SO
SDSU	3-0	.321	12	27	6	1	3	12	11	18
@ MISS. ST.	1-2	.243	17	25	0	1	4	15	19	33
UC IRVINE	0-3	.272	17	28	3	2	4	17	10	26
#13 OK STATE	0-2	.215	8	14	5	0	1	7	11	23
UC DAVIS	3-0	.409	30	45	9	0	3	28	11	10
@ UTAH	2-1	.356	30	42	11	0	4	29	12	25
ARIZONA	3-0	.333	23	33	7	0	7	23	6	26
@ CAL	2-1	.345	23	41	4	0	1	20	12	30
WASHINGTON STATE	3-0	.250	16	23	2	0	7	15	8	18
@ WASHINGTON	1-1	.286	11	20	4	1	4	10	5	17
#21 OREGON STATE	2-1	.327	34	36	10	0	7	33	16	19
CAL STATE FULLERTON	1-1	.346	17	28	9	0	3	15	12	11
@ #23 OREGON	1-2	.248	24	26	5	0	13	23	13	23
#7 STANFORD	0-3	.259	21	28	5	0	6	20	9	34
SINGLE GAME MIDWEEKS	7-1	.313	66	89	19	4	12	61	31	59

PITCHING	W-L	ERA	H	R	ER	BB	SO	SV	SCORE
SDSU	3-0	2.33	22	8	7	10	25	1	12-8
@ MISS. ST.	1-2	9.00	28	25	25	17	26	0	17-25
UC IRVINE	0-3	7.33	32	33	22	20	23	0	17-33
OK STATE	0-2	7.88	20	15	14	12	10	0	8-15
UC DAVIS	3-0	3.00	20	9	9	6	25	1	30-9
@ UTAH	2-1	7.96	28	27	23	14	20	1	30-27
ARIZONA	3-0	4.67	24	15	14	10	25	2	23-15
@ CAL	2-1	4.50	21	16	13	11	24	1	23-16
WASHINGTON STATE	3-0	2.67	21	8	8	10	38	2	16-8
@ WASHINGTON	1-1	4.76	22	14	9	10	15	0	11-14
#21 OREGON STATE	2-1	8.00	34	30	24	24	34	1	34-30
CAL STATE FULLERTON	1-1	5.40	24	12	12	10	18	0	17-12
@ #23 OREGON	1-2	10.44	39	33	29	12	21	1	24-33
#7 STANFORD	0-3	9.33	39	29	28	11	26	0	21-29
SINGLE GAME MIDWEEKS	7-1	5.70	82	52	45	24	68	1	66-52

STREAKS AND SUPERLATIVES

Multiple Hit Games	2	3	4	5+	Total
32 Keaschall, Luke	16	5	1	1	23
18 Tobias, Jacob	17	3	-	-	20
17 Campos, Ryan	10	6	1	-	17
7 Hill, Luke	13	4	-	-	17
14 Crenshaw, Wyatt	12	4	-	-	16
6 Contrades, Nu'u	9	4	3	-	16
24 Jackson, Isaiah	12	-	-	-	12
3 McLain, Nick	6	2	-	-	8
11 Vu, Kien	3	1	-	-	4
26 Cano, Willie	3	1	-	-	4
25 Long, Ethan	3	-	-	-	3
21 Rogers, Will	2	1	-	-	3
15 Newman, Trey	2	1	-	-	3
41 Balholm, Bronson	2	-	-	-	2
TEAM	110	32	5	1	148

Multiple RBI Games	2	3	4	5+	Total
32 Keaschall, Luke	8	6	1	1	16
18 Tobias, Jacob	9	5	1	1	16
14 Crenshaw, Wyatt	10	1	-	-	11
7 Hill, Luke	3	5	1	1	10
6 Contrades, Nu'u	4	4	1	1	10
3 McLain, Nick	4	1	1	1	7
24 Jackson, Isaiah	5	-	-	1	6
25 Long, Ethan	2	1	-	-	3
26 Cano, Willie	3	-	-	-	3
21 Rogers, Will	3	-	-	-	3
17 Campos, Ryan	1	2	-	-	3
TEAM	52	25	5	6	88

Hitting Streaks	Longest	Current
17 Campos, Ryan	11	2
32 Keaschall, Luke	11	-
3 McLain, Nick	11	3
18 Tobias, Jacob	11	11
6 Contrades, Nu'u	8	-
14 Crenshaw, Wyatt	8	1
7 Hill, Luke	8	4
15 Newman, Trey	7	-
11 Vu, Kien	7	-
25 Long, Ethan	5	-
41 Balholm, Bronson	5	1
24 Jackson, Isaiah	5	5
26 Cano, Willie	4	-
21 Rogers, Will	3	-
35 Beheler, Reese	2	-
8 Weaver, Jonny	1	-
2 Varnado, Drake	1	-

Reached Base Streaks	Longest	Current
17 Campos, Ryan	31	2
18 Tobias, Jacob	30	11
7 Hill, Luke	16	4
32 Keaschall, Luke	15	2
3 McLain, Nick	15	15
24 Jackson, Isaiah	13	13
11 Vu, Kien	11	4
25 Long, Ethan	10	-
14 Crenshaw, Wyatt	10	2
41 Balholm, Bronson	8	8
6 Contrades, Nu'u	8	-
15 Newman, Trey	7	2
26 Cano, Willie	4	-
21 Rogers, Will	3	-
35 Beheler, Reese	2	1
2 Varnado, Drake	1	-
8 Weaver, Jonny	1	-

2023 Sun Devil Baseball

ROSTER

PITCHERS (20)

No.	Name	Yr	B/T	HT	WT	Hometown (High School/Previous School)
48	Will Armbruster	Sr.	R/R	6'6"	235	Sammamish, WA (Eastside Catholic/New Mexico)
10	Christian Bodlovich	RS Jr.	R/R	6'0"	205	San Pedro, CA (Mira Costa)
27	Brandon Compton	Fr.	L/L	6'1"	210	Buckeye, AZ (Buckeye)
5	Khrstian Curtis	Jr.	R/R	6'5"	210	Groves, TX (Port Neches-Groves/Texas A&M)
46	Ross Dunn	Jr.	R/L	6'3"	225	Salt Lake City, UT (Cottonwood/Florida State)
19	Dylan Gardner	Jr.	R/R	6'5"	210	Meridian, ID (Borah/Big Bend CC)
40	Jonah Giblin	RS-So.	R/R	6'4"	230	Seattle, WA (Bainbridge/Phoenix College)
45	Ryan Hanks	Fr.	R/R	6'1"	205	Spring, TX (Klein Cain)
31	Josh Hansell	Jr.	R/R	6'6"	215	Chandler, AZ (Seton Catholic/Wichita State)
23	Stephen Hernandez	Fr.	L/L	6'2"	200	Chandler, AZ (Perry)
28	Austin Humphres	Fr.	L/L	6'3"	205	Surprise, AZ (Shadow Ridge)
37	Nolan Lebamoff	Gr.	R/R	6'3"	190	Fort Wayne, IN (Neuqua Valley/Valparaiso)
12	Timmy Manning	Jr.	L/L	6'2"	195	Pompano Beach, FL (Cardinal Gibbons, Florida)
13	Tyler Meyer	RS So.	R/R	6'3"	215	Riverbank, CA (Big Valley Chris/Stanislaus)
33	Brock Peery	Jr.	R/R	6'1"	195	Peoria, AZ (Mountain Ridge)
9	Blake Pivaroff	Jr.	L/R	6'0"	200	Laguna Beach, CA (Laguna Beach)
29	Owen Stevenson	Jr.	R/R	6'4"	205	San Francisco, CA (Sacred Heart Cathedral Prep, USF)
47	Matt Tieding	RS Jr.	R/R	6'3"	225	Fort Worth, TX (All Saints Episcopal/San Jac)
38	Tyler Valdez	Jr.	R/R	6'1"	180	Chandler, AZ (Perry/Chandler Gilbert)
39	Jesse Wainscott	RS Sr.	R/R	6'1"	200	Indianapolis, IN (Perry Meridian/Eastern Illinois)

CATCHERS (4)

41	Bronson Balholm	RS Sr.	S/R	6'0"	185	Los Angeles, CA (Notre Dame/Beloit College)
17	Ryan Campos	So.	L/R	5'9"	180	Mesa, AZ (Red Mountain)
15	Trey Newman	RS Jr.	R/R	5'9"	180	Scottsdale, AZ (Pinnacle/Central Arizona)
21	Will Rogers	So.	R/R	6'1"	210	Shoreview, MN (Moundsview)

INFIELDERS (10)

35	Reese Beheler	Fr.	L/R	6'2"	215	Sugar Land, TX (George Ranch)
26	Willie Cano	Sr.	R/R	6'2"	185	Gilbert, AZ (Mesquite/New Mexico)
6	Nu'u Contrades	Fr.	R/R	5'10"	190	Ewa Beach, HI (Saint Louis School)
14	Wyatt Crenshaw	Sr.	L/R	6'0"	180	Chandler, AZ (Perry/Colorado Christian)
7	Luke Hill	Fr.	R/R	6'0"	190	Baton Rouge, LA (Episcopal)
32	Luke Keaschall	Jr.	R/R	6'1"	190	Watsonville, CA (Aptos/San Francisco)
25	Ethan Long	Jr.	R/R	6'3"	215	Gilbert, AZ (Mountain Pointe)
18	Jacob Tobias	So.	L/R	6'1"	225	Bakersfield, CA (Liberty)
2	Drake Varnado	So.	R/R	6'1"	180	Port Neches, TX (IMG Academy/Arkansas)
8	Jonny Weaver	Gr.	R/R	6'0"	190	Ahwatukee, AZ (Mountain Pointe/Grand Canyon)

OUTFIELDERS (4)

24	Isaiah Jackson	Fr.	L/R	6'3"	205	Vail, AZ (Cienega)
3	Nick McLain	So.	S/L	5'10"	185	Tustin, CA (Beckman/UCLA)
22	Jose Vargas	Fr.	L/R	6'2"	190	League City, TX (Clear Springs)
11	Kien Vu	Fr.	L/L	5'11"	170	San Diego, CA (Point Loma)

COACHING STAFF

30	Willie Bloomquist	Head Coach
16	Mike Goff	Assistant Coach
20	Sam Peraza	Assistant Coach
36	Dan Jaffe	Assistant Coach

2023 Sun Devil Baseball

ROSTERS

NUMERICAL

No.	Name	Yr	Pos.	B/T	HT	WT	Hometown (High School)
2	Varnado, Drake	So.	INF	R/R	6'1"	180	Port Neches, TX (IMG Academy/Arkansas)
3	McLain, Nick	So.	OF	S/L	5'10"	185	Tustin, CA (Beckman/UCLA)
5	Curtis, Khristian	Jr.	RHP	R/R	6'5"	210	Groves, TX (Port Neches-Groves/Texas A&M)
6	Contrades, Nu'u	Fr.	INF	R/R	5'10"	190	Ewa Beach, HI (Saint Louis School)
7	Hill, Luke	Fr.	INF	R/R	6'0"	190	Baton Rouge, LA (Episcopal)
8	Weaver, Jonny	Gr.	INF	R/R	6'0"	190	Ahwatukee, AZ (Mountain Pointe/Grand Canyon)
9	Pivaroff, Blake	Jr.	RHP	L/R	6'0"	200	Laguna Beach, CA (Laguna Beach)
10	Bodlovich, Christian	RS Jr.	RHP	R/R	6'0"	205	San Pedro, CA (Mira Costa)
11	Vu, Kien	Fr.	OF	L/L	5'11"	170	San Diego, CA (Point Loma)
12	Manning, Timmy	Jr.	LHP	L/L	6'2"	195	Pompano Beach, FL (Cardinal Gibbons, Florida)
13	Meyer, Tyler	RS So.	RHP	R/R	6'3"	215	Riverbank, CA (Big Valley Chris/Stanislaus)
14	Crenshaw, Wyatt	Sr.	INF	L/R	6'0"	180	Chandler, AZ (Perry/Colorado Christian)
15	Newman, Trey	RS Jr.	C	R/R	5'9"	180	Scottsdale, AZ (Pinnacle/Central Arizona)
17	Campos, Ryan	So.	C	L/R	5'9"	180	Mesa, AZ (Red Mountain)
18	Tobias, Jacob	So.	INF	L/R	6'1"	225	Bakersfield, CA (Liberty)
19	Gardner, Dylan	Jr.	RHP	R/R	6'5"	210	Meridian, ID (Borah/Big Bend CC)
21	Rogers, Will	So.	UTL	R/R	6'1"	210	Shoreview, MN (Moundsview)
22	Vargas, Jose	Fr.	OF	L/R	6'2"	190	League City, TX (Clear Springs)
23	Hernandez, Stephen	Fr.	LHP	L/L	6'2"	200	Chandler, AZ (Perry)
24	Jackson, Isaiah	Fr.	OF	L/R	6'3"	205	Vail, AZ (Cienega)
25	Long, Ethan	Jr.	INF	R/R	6'3"	215	Gilbert, AZ (Mountain Pointe)
26	Cano, Willie	Sr.	INF	R/R	6'2"	185	Gilbert, AZ (Mesquite/New Mexico)
27	Compton, Brandon	Fr.	INF	L/L	6'1"	210	Buckeye, AZ (Buckeye)
28	Humphres, Austin	Fr.	LHP	L/L	6'3"	205	Surprise, AZ (Shadow Ridge)
29	Stevenson, Owen	Jr.	RHP	R/R	6'4"	205	San Francisco, CA (Sacred Heart Cathedral Prep, USF)
31	Hansell, Josh	Jr.	RHP	R/R	6'6"	215	Chandler, AZ (Seton Catholic/Wichita State)
32	Keaschall, Luke	Jr.	INF	R/R	6'1"	190	Watsonville, CA (Aptos/San Francisco)
33	Peery, Brock	Jr.	RHP	R/R	6'1"	195	Peoria, AZ (Mountain Ridge)
35	Beheler, Reese	Fr.	INF	L/R	6'2"	215	Sugar Land, TX (George Ranch)
37	Lebamoff, Nolan	Gr.	RHP	R/R	6'3"	190	Fort Wayne, IN (Neuqua Valley/Valparaiso)
38	Valdez, Tyler	Jr.	RHP	R/R	6'1"	180	Chandler, AZ (Perry/Chandler Gilbert)
39	Wainscott, Jesse	RS Sr.	RHP	R/R	6'1"	200	Indianapolis, IN (Perry Meridian/Eastern Illinois)
40	Giblin, Jonah	RS-So.	RHP	R/R	6'4"	230	Seattle, WA (Bainbridge/Phoenix College)
41	Balholm, Bronson	RS Sr.	C	S/R	6'0"	185	Los Angeles, CA (Notre Dame/Beloit College)
45	Hanks, Ryan	Fr.	RHP	R/R	6'1"	205	Spring, TX (Klein Cain)
46	Dunn, Ross	Jr.	LHP	R/L	6'3"	225	Salt Lake City, UT (Cottonwood/Florida State)
47	Tieding, Matt	RS Jr.	RHP	R/R	6'3"	225	Fort Worth, TX (All Saints Episcopal/San Jac)
48	Armbruester, Will	Sr.	RHP	R/R	6'6"	235	Sammamish, WA (Eastside Catholic/New Mexico)

COACHING STAFF

30	Willie Bloomquist	Head Coach (Pitching Changes)
16	Mike Goff	Assistant Coach (3rd Base Coach)
20	Sam Peraza	Pitching Coach/Recruiting Coordinator (Mound Meetings)
36	Dan Jaffe	Assistant Coach (1st Base Coach)

PRO-NUN-SEE-AY-SHUNS

Bronson Balholm - BALL-home
 Reese Beheler - bee-HEE-ler
 Christian Bodlovich - BOD-low-vich
 Ryan Campos - CAMP-ose
 Willie Cano - KAW-no
 Nu'u Contrades - New con-TRAW-dez
 Josh Hansell - HAN-sell
 Austin Humphres - Like Humphreys
 Isaiah Jackson - eye-ZAY-uh

Luke Keaschall - KEESH-ull
 Nolan Lebamoff - leh-buh-MOFF
 Tyler Meyer - MY-er
 Brock Peery - PEER-ee
 Blake Pivaroff - pivv-uh-ROFF
 Matt Tieding - tee-DING
 Jacob Tobias - toe-bye-us
 Drake Varnado - var-NAY-doe
 Kien Vu - KEY-en VOO

ALPHABETICAL

No.	Name	Pos.
48	Armbruester, Will	RHP
41	Balholm, Bronson	C
35	Beheler, Reese	INF
10	Bodlovich, Christian	RHP
17	Campos, Ryan	C
26	Cano, Willie	INF
27	Compton, Brandon	INF
6	Contrades, Nu'u	INF
14	Crenshaw, Wyatt	INF
5	Curtis, Khristian	RHP
46	Dunn, Ross	LHP
19	Gardner, Dylan	RHP
40	Giblin, Jonah	RHP
45	Hanks, Ryan	RHP
31	Hansell, Josh	RHP
23	Hernandez, Stephen	LHP
7	Hill, Luke	INF
28	Humphres, Austin	LHP
24	Jackson, Isaiah	OF
32	Keaschall, Luke	INF
37	Lebamoff, Nolan	RHP
25	Long, Ethan	INF
12	Manning, Timmy	LHP
3	McLain, Nick	OF
13	Meyer, Tyler	RHP
15	Newman, Trey	C
33	Peery, Brock	RHP
9	Pivaroff, Blake	RHP
21	Rogers, Will	UTL
29	Stevenson, Owen	RHP
47	Tieding, Matt	RHP
18	Tobias, Jacob	INF
38	Valdez, Tyler	RHP
22	Vargas, Jose	OF
2	Varnado, Drake	INF
11	Vu, Kien	OF
39	Wainscott, Jesse	RHP
8	Weaver, Jonny	INF

BY POSITION

Catchers	4
Pitchers	20
Infielders	10
Outfielders	4

BY CLASS

Seniors	7
Juniors	14
Sophomores	7
Freshmen	10

BATTING

Lefties	7
Righties	9
Switch	2

PITCHING

Righties	15
Lefties	5

2023 Sun Devil Baseball

LAST TIME

Hitting Categories

Hit a grand slam.....	Jacon Tobias, April 22, 2023 vs. Cal State Fullerton (L, 8-11)
Team hit two grand slams.....	Will Rogers and Nate Baez, Feb. 20, 2022 vs. Dixie State (W, 17-8)
Team hit five or more home runs.....	6, April 29, 2023 at #23 Oregon (L, 10-16)
Hit a walkoff HR.....	Isaiah Jackson (grand slam), April 22, 2023, vs. #21 Oregon State (W, 11-7)
Led off the game with a HR.....	Wyatt Crenshaw, April 29, 2023 at #23 Oregon (L, 10-16)
Hit for the cycle.....	Travis Buck, March 7, 2003 vs. Southern Utah (W, 19-0)
Team hit for the cycle to open the game.....	April 27, 2003 vs. Washington State (HR/2B/1B/3B)
Team hit for the cycle on four consecutive batters.....	April 18, 2019 at Utah (2B, 3B, 1B, HR in 12th inning)
Hit back-to-back HRs.....	Ryan Campos and Ethan Long, Feb. 21, 2023 vs. UNLV (W, 6-3)
Hit back-to-back-to-back HRs.....	Trevor Hauver, Spencer Torkelson, Hunter Bishop, April 12, 2019 vs. #3 Oregon State (L, 4-6)
Hit two HRs in one game.....	Luke Keaschall (2), May 7, 2023 vs. #7 Oregon (L, 11-12)
Multiple Players had multiple home runs in one game.....	2, Wyatt Crenshaw (2) and Luke Keaschall (2), April 29, 2023 at #23 Oregon (L, 10-16)
Switch hitter homered from both sides in one game.....	Nick McLain, April 28, 2023, at #23 Oregon
A freshman hit two HR in one game.....	Nick McLain, April 28, 2023 at #23 Oregon (L, 5-11)
Hit three HRs in one game.....	Joey DeMichele, May 1, 2011 vs Stanford (TIES ASU RECORD)
Reached base 6+ times in one game.....	6, Joe Lampe, March 13, 2022, vs. San Francisco
A player hit two grand slams in one season.....	2, Nate Baez, 2022
Had five hits in one game.....	Luke Keaschall, April 25, 2023, vs. Cal State Fullerton (5-for-5)
Had six hits in one game.....	Travis Buck, March 13, 2005 vs Western Illinois (went 6-for-8, 3 RBI)
Had seven hits in one game.....	Jerry Mantlo, February 6, 1972 vs. Michigan
Had three doubles in one game.....	Luke Hill, March 12, 2023 vs. UC Davis (W, 17-4)
Had four doubles in one game.....	Travis Buck, February 28, 2004 vs. Connecticut (W, 16-5)
Hit two triples in one game.....	Gage Canning, March 3, 2018 vs. Oklahoma State
Had seven RBI in one game.....	Trevor Hauver, Feb. 24, 2019 vs. UC Davis (W, 17-2)
Had eight RBI in one game.....	Kiel Roling, March 17, 2007 vs. Maine
Had nine RBI in one game.....	Jeremy West, April 27, 2003 vs. Washington State
Stole four bases in one game.....	Drew Maggi, April 10, 2010 at Washington St. (TIES ASU RECORD)
Struck out five or more times in one game.....	Luke Keaschall, April 10, 2023 at Cal (W, 15-10)
Hitter stranded seven runners on base.....	5, Isaiah Jackson, at Mississippi State, Feb. 24, 2023
Recorded 13 total bases.....	Joe Lampe (7), May 22, 2021 at USC (L, 1-6)
Had an inside-the-park home run.....	Gage Canning (13), April 27 vs. Oregon (2 HR, 1 3B, 21B)
Had an inside-the-park home run AND a traditional home run in one game.....	Isaiah Jackson, April 15, 2023 at Washington (W, 8-6)
Scored five runs in one game.....	Gage Canning, March 18, 2018 vs. Oregon (W, 18-4)
Was hit by a pitch two or more times.....	5, Joe Lampe, vs. San Francisco, March 13, 2022 (W, 17-10)
Team was hit by 5+ pitches.....	2, Sean McLain, at #13 UCLA, April 29, 2022
Walked 4+ times.....	5, May 11, 2021 at Nevada
Opponent hit two HRs in one game.....	4, Conor Davis, Feb. 25, 2022 vs. BYU (L, 5-6)
Opponent hit a walkoff HR.....	2, Drew Cowley, April 28, 2023 at. #23 Oregon (L, 5-11)
Opponent hit a leadoff HR.....	Kyle Kretzschmar, Cal, April 1, 2023
	Brock Jones, at #14 Stanford, April 10, 2022

Pitching Categories

Threw a no-hitter.....	Ryan Hingst, March 25, 2016 vs. Utah (W, 5-0)
Threw a perfect game.....	Eddie Bane, March 2, 1973, vs. Cal State Northridge (W, 9-0)
Threw a one-hitter.....	Individual - Brian Flores, May 20, 2007 at Oregon State (W, 8-1)
	Team - Feb. 21, 2021 vs. Sacramento State (W, 3-1)
	Will Waldrip, Jan. 23, 1999 vs. Hawaii-Hilo (W, 3-0)
	Phil Keller, March 23, 1970 vs. Stanford (L, 1-0)
	Noah Bremer, at Washington, May 12, 2017 (L, 0-4)
	Grant Taylor, at Washington State, May 19, 2022 (L, 0-2)
	Justin Fall, May 8, 2021 at Cal (W, 6-3)
	Eli Lingos, March 30, 2018 at Washington St. (W, 7-0)
	Trevor Williams, 3/1/13 vs. Pacific (W, 8-1) and 3/9 vs. Long Beach State (W, 4-0)
	Brady Rodgers/Kramer Champlin, May 20 and 21, 2011 at Washington
	Alex Williams, at #14 Stanford, April 8, 2022 (L, 0-8)
	March 7 and 12, 2021 vs. Utah (5-0, 8 pitchers - school record)
	March 7 and 12, 2021 vs. Utah and Cal State Fullerton (6-0 and 10-0)
	at Arizona April 19, 2023 (L, 0-20)
	11 (7.1 IP), Tyler Thornton, April 30, 2021 vs. Rhode Island (W, 9-6)
	20, April 9, 2021 at Washington (W, 3-2 (15))
	Alec Marsh (10 in each), May 10, 2019 at Nebraska and May 17, 2019 at Cal
	Mike Leake (15), May 30, 2009 vs. Oral Roberts (CG, 4-1 Win in Tempe Regional)
	Cooper Hierpe (12), at #3 Oregon State, March 18, 2022 (L, 0-21)
	Ryan Kellogg, May 14, 2015 vs Washington State (W, 5-0)
	Ryan Kellogg, 11-1 (2013)
	Ross Dunn (3), March 17, 2023 at Utah (W, 9-7)
	Erik Tolman, April 23, 2019 vs. UNLV (W, 9-2)
	7.0 (Save), Tyler Thornton, April 30, 2021 vs. Rhode Island (W, 9-6)
	12, April 21, 2021 at GCU (school record)
	1 hit in 7.0 IP, Kai Murphy (starting debut), May 9, 2021 at Cal (W, 7-2)

Fielding Categories

Had no errors in four straight games.....	April 20, 23, 26-27, 2019 at Utah, vs. UNLV, at Washington
Committed three or more errors in one game.....	Luke Hill (3), April 22, 2023 vs. #21 Oregon State
Team had five errors in one game.....	5, April 22, 2023 vs. #21 Oregon State
Had 16 or more putouts in one game.....	Conor Davis (18), First Base, at Arizona, April 23, 2022 (W, 8-5)
Had 20 or more put outs in one game.....	Zach Wilson (20), First Base, April 21, 2011 at Cal
Had eight or more assists in one game.....	Hunter Haas (8), April 10, 2021 at Washington (W, 8-1)
	Sean McLain (8), April 17, 2021 vs. #18 Stanford (L, 9-11 (12))
	Jordan Swagerty, March 17, 2010 vs. USC (2x in 2010)
	May 7, 2021 at Cal (L, 2-7)
	5, April 25, 2010, vs. Washington (TIES ASU RECORD)
	Eric Sogard (2B), Brett Wallace (1B) and Andrew Romine (SS), February 27, 2007 at Arizona

Scoring and Misc. Categories

Recorded 20+ hits.....	20, March 12, 2023 vs. UC Davis
Recorded 20+ hits in back-to-back games.....	22 and 22, February 3-4, 2007 vs. Southern Utah
Scored 20+ runs.....	21, April 11, 2022 at Santa Clara (W, 21-1)
Scored 30+ runs.....	30, March 13, 2005 vs. Western Illinois (W, 30-13 in Baton Rouge, La)
Scored 10+ runs in one inning.....	10, 9th Inning, April 11, 2022 at Santa Clara (W, 21-1)
Allowed 10+ runs in one inning.....	13, 6th Inning, April 29, 2022 at #13 UCLA (L, 2-19)
Allowed 5 or more home runs in a game.....	5, vs. Arizona, April 19, 2023 (L, 0-20)
Allowed 3 or more home runs in an inning.....	3, at #14 Stanford, April 8, 2022
Walked 15+ times in a game.....	15, March 31, 2019 vs Arizona (W, 17-16)
Walked 15+ opponent batters.....	15, March 18, 2022 at #3 Oregon State (L, 0-21)
Stranded 15+ ASU runners on base in one game.....	15, March 6, 2022 at San Diego State (W, 6-4)
Stranded 15+ opponent runners on base in one game.....	15, March 18, 2022 at #3 Oregon State (L, 0-21)
Surrendered a ninth inning lead.....	March 1, 2023 vs. NDSU (led 9-8, won 10-9)
Walked off an opponent.....	Isaiah Jackson (grand slam), April 22, 2023, vs. #21 Oregon State (W, 11-7)
Swept a three-game Pac-12 series.....	April 6-8, 2023 vs. WSU (6-5, 6-2, 4-1)
Swept a three-game Non-Conference series.....	March 10-12, vs. UC Davis (7-1, 6-4, 17-4)
Shut out an opponent twice in a series.....	March 26-28, 2021 vs. Washington St. (10-0, 5-4, 9-0)
Were swept in a Pac-12 series.....	May 5-7, 2023 vs. #7 UCLA (6-8, 11-12, 4-9)
Were swept in a Pac-12 series at home.....	May 5-7, 2023 vs. #7 UCLA (6-8, 11-12, 4-9)
Were swept in a three-game Non-Conference series.....	March 3-5, 2023 vs UC Irvine (6-16, 9-10, 2-7)
Played in extra innings.....	11, April 26, 2023 vs. Cal State Fullerton (L, 8-11)
Played in 14+ innings.....	16, April 9, 2021 at Washington (W, 3-2 (16))
Played back-to-back extra inning games.....	March 29-30, 2018, at Washington State (L, 8-7 (10)), (L, 4-3 (11))
Played a game lasting 5+ hours.....	5 hours, 4 minutes, April 9, 2021 at Washington (W, 3-2 (16))
ASU overcame a five-run deficit.....	5, April 30, 2023, at. #23 Oregon (Down 5-0, W 9-6)
ASU overcame multiple five-run deficits in a season.....	4, 2023 (7 vs. NDSU (W), 7 vs GCU (W), 5 vs. #21 OSU (W), 5 at #23 ORE (W))

2023 Sun Devil Baseball

SITUATIONAL RECORDS/PITCHING STAFF

Record When...

Overall	29-18	Opponent 0-2 runs.....	9-0	Hit 0 home runs.....	5-4
Conference	14-9	3-5 runs	9-2	1 home run	7-6
Non-Conference	15-9	6-9 runs	8-6	2+ home runs.....	17-8
Home games	20-8	10+ runs.....	3-10	Opponent 0 home runs.....	15-2
Away games	7-10	Scored in 1st inning	14-6	1 home run	6-4
Neutral site	2-0	Opp. scored in 1st	11-11	2+ HRs	8-12
Day games	12-10	Scores first.....	16-9	Made 0 errors	11-6
Night games	17-8	Opp. scores first.....	13-9	1 error	12-7
vs Left starter	6-5	After 6 leading	22-4	2+ errors	6-5
vs Right starter	23-13	trailing	4-13	Opp. made 0 errors.....	14-10
1-Run games.....	5-3	tied	3-1	1 error	11-3
2-Run games	5-2	After 7 leading	25-1	2+ errors	4-5
5+Run games.....	9-9	trailing	3-14	Out-hit opponent	22-2
Extra innings.....	0-1	tied	1-3	Out-hit by opponent	3-15
Shutouts	1-1	After 8 leading	26-0	Hits are tied	4-1
Scoring 0-2 runs	1-3	trailing	1-16		
3-5 runs	3-7	tied	2-2		
6-9 runs.....	14-5				
10+ runs	11-3				

A Look At the Pitching Staff

Arizona State Starters

Pitcher	Starts/QS	PC/Start	IP/Start	ER Against/Start	Runs For/Start	PCK	DP	Team Record
Dunn	13/1	11182/90.9	55.0/4.2	29/2.2	44/3.4	0	8	8-5
Curtis	12/1	945/78.8	52.2/4.4	45/3.8	44/3.7	0	5	7-5
Giblin	7/0	454/64.9	26.1/3.8	21/3.0	40/5.7	0	3	5-2
Manning	6/0	306/51.0	16.2/2.8	20/3.3	5/0.8	0	1	2-4
Stevenson	3/0	136/45.3	8.0/2.7	6/2.0	9/3.0	0	0	2-1
Hansell	3/0	156/52.0	8.1/2.7	5/1.7	3/1.0	0	0	3-0
Tieding	3/0	122/40.7	6.2/2.2	8/2.7	6/2.0	0	0	2-1

Arizona State Bullpen (Relief Appearances Stats Only)

Reliever	APP	IP	H	R	ER	BB	SO	SV	ERA	Hold	IR/Scored	1st Bat. Faced/Ret.
Giblin	9	16.2	11	5	5	4	12	0	3.55	2	7/3	9/5
Peery	24	18.2	18	8	8	9	23	2	3.86	3	31/12	24/12
Armbruester	5	4.2	5	2	2	0	2	0	3.86	0	1/0	5/5
Lebamoff	23	22.2	21	12	10	18	18	0	3.97	7	20/9	23/16
Pivaroff	23	26.1	20	14	13	8	23	3	4.44	7	9/0	23/16
Tieding	17	30.2	28	21	16	6	16	0	4.70	3	12/6	17/8
Valdez	5	5.2	7	4	4	3	5	0	6.35	0	2/0	6/5
Stevenson	18	34.2	33	22	20	18	37	4	5.19	1	0/0	18/11
Manning	11	22.2	23	16	16	10	27	0	6.35	3	5/0	11/10
Humphres	8	6.0	9	7	5	2	5	0	7.50	0	1/1	8/3
Bodlovich	11	5.1	15	7	5	4	2	0	8.44	2	16/10	11/4
Hansell	11	16.2	20	16	16	10	13	0	8.64	0	0/0	11/9
Rogers	5	4.0	5	4	4	4	5	0	9.00	0	1/0	5/3
Gardner	8	5.2	5	7	7	8	4	0	11.12	0	0/0	8/3
Hanks	1	0.1	1	0	0	1	1	0	0.00	0	3/3	1/0
Wainscott	16	20.2	24	16	15	5	18	1	6.53	3	10/5	16/10

2023 Sun Devil Baseball

TEAM AND INDIVIDUAL RANKINGS

NATIONAL/LEAGUE RANKINGS

Category	Team	Nat'l	Pac-12	Value
Base on Balls (295 ranked)		221	10	186
Batting Average (295 ranked)		25	3	0.306
Double Plays (295 ranked)		20	1	.42
Double Plays Per Game (295 ranked)		28	1	0.89
Doubles (295 ranked)		50	4	.99
Doubles Per Game (295 ranked)		56	5	.211
Earned Run Average (295 ranked)		162	10	6.09
Fielding Percentage (295 ranked)		107	6	0.972
Hit Batters (295 ranked)		57	1	.70
Hit by Pitch (295 ranked)		219	9	.46
Hits (295 ranked)		21	2	.505
Hits Allowed Per Nine Innings (295 ranked)		150	8	9.89
Home Runs (295 ranked)		35	3	.79
Home Runs Per Game (295 ranked)		35	3	1.68
On Base Percentage (295 ranked)		113	6	0.386
Runs (295 ranked)		76	3	.349
Sacrifice Bunts (295 ranked)		244	8	.9
Sacrifice Flies (294 ranked)		62	4	.24
Scoring (295 ranked)		74	3	.74
Shutouts (150 ranked)		150	7	.1
Slugging Percentage (295 ranked)		30	4	0.519
Stolen Bases (295 ranked)		167	7	.47
Stolen Bases Per Game (295 ranked)		169	7	.1
Strikeout-to-Walk Ratio (295 ranked)		110	10	1.98
Strikeouts Per Nine Innings (295 ranked)		124	5	.86
Triples (292 ranked)		179	5	.8
Triples Per Game (295 ranked)		191	5	0.17
WHIP (295 ranked)		128	10	1.58
WL Pct (295 ranked)		70	5	0.617
Walks Allowed Per Nine Innings (295 ranked)		106	9	4.36

Category	Name	Nat'l	Pac-12	Value
Batting Average (250 ranked)	Ryan Campos	16	1	0.414
	Luke Keaschall	138	9	0.364
Doubles (129 ranked)	Luke Keaschall	1	1	.23
	Wyatt Crenshaw	89	4	.16
Doubles Per Game (150 ranked)	Luke Keaschall	5	1	0.49
	Wyatt Crenshaw	128	8	0.35
Games Started (22 ranked)	Ross Dunn	8	1	.13
	Khristian Curtis	22	2	.12
Hit Batters (103 ranked)	Matt Tieding	64	2	.12
	Ross Dunn	103	5	.11
Hits (141 ranked)	Luke Keaschall	75	3	.68
Hits Per Game (150 ranked)	Ryan Campos	58	5	1.53
	Luke Keaschall	111	8	1.45
Home Runs (131 ranked)	Luke Keaschall	43	1	.16
Home Runs Per Game (149 ranked)	Luke Keaschall	72	3	0.34
On Base Percentage (150 ranked)	Ryan Campos	17	1	0.518
Pitching Appearances (110 ranked)	Brock Peery	43	10	.24
	Nolan Lebamoff	67	13	.23
	Blake Pivaroff	67	13	.23
Runs (142 ranked)	Luke Keaschall	90	5	.52
Runs Batted In (128 ranked)	Jacob Tobias	44	2	.57
	Luke Keaschall	107	7	.50
Runs Batted In Per Game (148 ranked)	Jacob Tobias	49	2	1.24
Runs Per Game (150 ranked)	Ryan Campos	76	6	1.17
	Luke Keaschall	119	8	1.11
Sacrifice Flies (71 ranked)	Isaiah Jackson	71	3	.5
Saves (552 ranked)	Owen Stevenson	146	9	.4
	Blake Pivaroff	210	14	.3
	Jesse Wainscott	313	18	.2
	Brock Peery	313	18	.2
Slugging Percentage (250 ranked)	Luke Keaschall	34	1	0.754
	Ryan Campos	170	8	0.639
Stolen Bases (150 ranked)	Luke Keaschall	150	5	.16
Strikeouts (148 ranked)	Ross Dunn	80	4	.75
Strikeouts Per Nine Innings (150 ranked)	Ross Dunn	26	2	12.27
Total Bases (140 ranked)	Luke Keaschall	14	1	.141
Toughest to Strike Out (150 ranked)	Ryan Campos	74	4	.95
Triples (115 ranked)	Jacob Tobias	43	4	.4
Triples Per Game (150 ranked)	Jacob Tobias	86	4	0.09

2023 Sun Devil Baseball

RECORD BY POSITION STARTS

LF		CF		RF	
Vu, 18 (12-6)		Jackson, 43 (26-17)		Crenshaw, 28 (22-6)	
Rogers, 16 (11-5)		Vu, 4 (3-1)		McLain, 15 (6-9)	
Campos, 8 (6-2)				Vu, 3 (1-2)	
Crenshaw, 5 (0-5)				Long, 1 (0-1)	
SS		2B			
Hill, 46 (28-18)		Keaschall, 47 (29-18)			
Varnado, 1 (1-0)		SP		1B	
		Dunn, 13 (8-5)		Tobias, 39 (24-15)	
3B		Curtis, 12 (7-5)		Long, 8 (5-3)	
Contrades, 45 (28-17)		Giblin, 7 (5-2)			
Cano, 1 (0-1)		Manning, 6 (2-4)			
Weaver, 1 (1-0)		Stevenson, 3 (2-1)		DH	
		Hansell, 3 (3-0)		Cano, 13 (11-2)	
		Tieding, 3 (2-1)		Crenshaw, 12 (6-6)	
		C		Rogers, 8 (5-3)	
		Campos, 27 (18-9)		Tobias, 7 (4-3)	
		Newman, 12 (7-5)		Long, 3 (1-2)	
		Balholm, 8 (4-4)		Beheler, 2 (1-1)	
				Weaver, 1 (1-0)	
				Campos, 1 (0-1)	

DOUBLE PLAYS

Gm #	Date	Opponent	Pitcher (SZN #)	Scoring	Players	Inn	Outs	Score	Final
1-Feb. 17		SDSU	Dunn (1)	643 GDP	Hill-Keaschall-Long	1	1	0-0	6-5
1-Feb. 17		SDSU	Stevenson (1)	543 GDP	Contrades-Keaschall-Long	5	1	3-0	6-5
2-Feb. 18		SDSU	Tieding (1)	L3U DP	Long	7	0	2-0	5-3
5-Feb. 24		@ Miss. St.	Dunn (2)	63 GDP	Hill-Long	1	1	3-0	13-4
5-Feb. 24		@ Miss. St.	Stevenson (2)	543 GDP	Contrades-Keaschall-Weaver	5	0	13-0	13-4
5-Feb. 24		@ Miss. St.	Giblin (1)	543 GDP	Contrades-Keaschall-Weaver	8	1	13-4	13-4
7-Feb. 26		@ Miss. St.	Manning (1)	L4 DP	Keaschall	3	0	2-3	3-16
10-March 4		UC Irvine	Curtis (1)	361 GDP	Tobias-Hill-Curtis	3	1	0-2	9-10
10-March 4		UC Irvine	Curtis (2)	63 DP	Hill-Tobias	4	1	0-3	9-10
10-March 4		UC Irvine	Stevenson (3)	643 GDP	Hill-Keaschall-Tobias	6	1	5-6	9-10
11-March 5		UC Irvine	Pivaroff (1)	643 GDP	Hill-Keaschall-Long	7	1	0-6	2-7
11-March 5		UC Irvine	Gardner (1)	463 GDP	Keaschall-Hill-Long	8	1	0-6	2-7
11-March 5		UC Irvine	Wainscott (1)	643 GDP	Hill-Keaschall-Long	9	0	1-7	2-7
14-March 10		UC Davis	Dunn (3)	KS DP	Campos-Hill	1	1	0-0	7-1
15-March 11		UC Davis	Peery (1)	463 GDP	Keaschall-Hill-Tobias	7	1	5-4	6-4
16-March 12		UC Davis	Giblin (2)	L6U DP	Hill	2	1	3-0	17-4
17-March 14		Utah Tech	Peery (2)	463 GDP	Keaschall-Varnado-Tobias	9	0	9-1	9-1
20-March 19		@ Utah	Pivaroff (2)	463 GDP	Keaschall-Hill-Tobias	6	0	6-2	6-11
23-March 25		Arizona	Curtis (3)	463 GDP	Keaschall-Hill-Tobias	5	0	1-3	7-4
24-March 26		Arizona	Manning (2)	643 GDP	Hill-Keaschall-Tobias	6	1	7-3	10-6
26-March 31		@ Cal	Dunn (4)	63 GDP	Hill-Tobias	1	0	0-0	4-1
28-April 2		@ Cal	Giblin (3)	63 GDP	Hill-Tobias	1	1	0-0	15-10
29-April 4		Seattle U.	Hansell (1)	L3U DP	Tobias	3	1	3-1	11-6
31-April 7		WSU	Tieding (2)	463 GDP	Keaschall-Hill-Tobias	6	0	2-2	6-2
34-April 14		@ Washington	Peery (3)	643 GDP	Hill-Keaschall-Tobias	5	1	2-8	3-8
34-April 14		@ Washington	Armbruster (1)	543 GDP	Contrades-Keaschall-Tobias	7	0	3-8	3-8
35-April 15		@ Washington	Curtis (4)	643 GDP	Hill-Keaschall-Tobias	1	0	2-1	8-6
36-April 19		@ Arizona	Giblin (4)	F9 DP A1	McLain-Giblin-Keaschall	4	1	0-11	0-20
38-April 22		#21 Oregon State	Manning (3)	4U-3 GDP	Keaschall-Tobias	6	1	3-7	11-7
40-April 25		Cal State Fullerton	Tieding (3)	34 DP	Tobias-Keaschall	5	1	2-0	9-1
40-April 25		Cal State Fullerton	Humphres (1)	643 GDP	Hill-Keaschall-Tobias	8	1	8-1	9-1
42-April 28		@ #23 Oregon	Giblin (5)	KS 25 DP	Balholm-Contrades	1	0	0-0	5-11
43-April 29		@ #23 Oregon	Curtis (5)	463 GDP	Keaschall-Hill-Tobias	1	1	1-1	10-16
43-April 29		@ #23 Oregon	Manning (4)	KL 24 DP	Newman-Keaschall	7	1	7-12	10-16
44-April 30		@ #23 Oregon	Dunn (5)	L63 DP	Hill-Tobias	3	1	0-4	9-6
44-April 30		@ #23 Oregon	Dunn (6)	643 GDP	Hill-Keaschall-Tobias	5	1	0-5	9-6
44-April 30		@ #23 Oregon	Pivaroff (2)	463 GDP	Keaschall-Hill-Tobias	9	0	9-6	9-6
45-May 5		#7 Stanford	Giblin (6)	543 GDP	Contrades-Keaschall-Tobias	6	1	3-5	6-8
46-May 6		#7 Stanford	Stevenson (4)	643 GDP	Hill-Keaschall-Tobias	8	0	11-11	11-12
47-May 7		#7 Stanford	Dunn (7)	5U-3 GDP	Contrades-Tobias	1	1	0-0	4-9
47-May 7		#7 Stanford	Dunn (8)	543 GDP	Contrades-Keaschall-Tobias	4	0	3-3	4-9
47-May 7		#7 Stanford	Lebamoff (1)	L43 DP	Keaschall-Tobias	6	1	3-5	4-9

2023 Sun Devil Baseball


TV/RADIO ROSTER



#2, Drake Varnado
So. • INF • R/R • 6-1 • 180



#3, Nick McLain
So.. • OF • S/R • 5-10 • 185




#5, Khristian Curtis
Jr. • RHP • R/R • 6-5 • 210




#6, Nu'u Contrades
Fr. • INF • R/R • 5-10 • 190




#7, Luke Hill
Fr. • INF • R/R • 6-0 • 190




#8, Waver, Jonny
Gr. • INF • R/R • 6-0 • 190



#9, Blake Pivaroff
Jr. • RHP • L/R • 6-0 • 200



#10, Christian Bodlovich
Jr. • RHP • R/R • 6-0 • 205




#11, Kien Vu
Fr. • OF • L/L • 5-11 • 170



#12, Timmy Manning
Jr. • LHP • L/L • 6-2 • 195




#14, Wyatt Crenshaw
Sr. • INF • L/R • 6-0 • 180



#15, Trey Newman
R.Jr. • C • R/R • 5-9 • 180



#17, Ryan Campos
So. • C • L/R • 5-9 • 180



#18, Jacob Tobias
So. • INF • L/R • 6-1 • 225




#19, Dylan Gardner
Jr. • RHP • R/R • 6-5 • 210



#21, Will Rogers
So. • C/OF • R/R • 6-1 • 210



#22, Jose Vargas
Fr. • OF • L/R • 6-2 • 190



#23, Stephen Hernandez
Fr. • LHP • L/L • 6-2 • 200



#24, Isaiah Jackson
Fr. • OF • L/R • 6-3 • 205



#25, Ethan Long
Jr. • INF • R/R • 6-3 • 215

2023 Sun Devil Baseball

TV/RADIO ROSTER



#26, Willie Cano
Sr. • INF • R/R • 6-2 • 185



#28, Austin Humphres
Fr. • LHP • L/L • 6-1 • 210




#29, Owen Stevenson
Jr. • RHP • R/R • 6-4 • 205



#31, Josh Hansell
Jr. • RHP • R/R • 6-6 • 215



#32, Luke Keaschall
Jr. • INF • R/R • 6-1 • 190



#33, Brock Peery
Jr. • RHP • R/R • 6-1 • 195



#35, Reese Beheler
Fr. • INF • L/R • 6-2 • 215



#37, Nolan Lebamoff
Gr. • RHP • R/R • 6-3 • 190




#38, Tyler Valdez
Jr. • RHP • R/R • 6-1 • 180




#39, Jesse Wainscott
R.Sr. • RHP • R/R • 6-1 • 200



#40, Jonah Giblin
R-So. • RHP • R/R • 6-4 • 230



#41, Bronson Balholm
R-Sr. • C • S/R • 6-0 • 185



#45, Ryan Hanks
Fr. • RHP • R/R • 6-1 • 205



#46, Ross Dunn
Jr. • LHP • R/L • 6-3 • 225



#47, Matt Tieding
R-Jr. • RHP • R/R • 6-3 • 225



#48, Will Armbruster
Sr. • RHP • R/R • 6-6 • 235



#30, Willie Bloomquist
HEAD COACH



#16, Mike Goff
ASSISTANT COACH



#20, Sam Peraza
PITCHING COACH



#36, Dan Jaffe
ASSISTANT COACH

2023 Sun Devil Baseball
Overall Statistics for Arizona State (as of May 11, 2023)
(All games Sorted by Batting avg)

Record: 29-18 Home: 20-8 Away: 7-10 Neutral: 2-0 Pac-12: 14-9

Player	avg	gp-gs	ab	r	h	2b	3b	hr	rbi	tb	slg%	bb	hp	so	gdp	ob%	sf	sh	sb-att	po	a	e	fld%
17 Campos, Ryan	.414	36-36	133	42	55	7	1	7	21	85	.639	27	3	14	2	.518	1	0	4-5	245	20	2	.993
32 Keaschall, Luke	.364	47-47	187	52	68	23	1	16	50	141	.754	21	11	26	3	.457	0	1	16-17	94	125	8	.965
7 Hill, Luke	.335	46-46	173	41	58	11	0	6	41	87	.503	21	4	35	2	.413	3	0	3-5	69	123	13	.937
18 Tobias, Jacob	.335	46-46	176	28	59	7	4	10	57	104	.591	25	3	38	1	.420	3	0	1-1	281	22	1	.997
6 Contrades, Nu'u	.312	45-45	186	36	58	9	0	8	36	91	.489	8	3	44	2	.345	3	0	8-10	25	69	8	.922
14 Crenshaw, Wyatt	.286	46-45	189	38	54	16	1	9	32	99	.524	12	2	45	2	.329	4	2	4-6	52	0	0	1.000
11 Vu, Kien	.260	35-25	96	19	25	5	1	1	6	35	.365	15	5	34	0	.388	0	1	4-5	71	3	0	1.000
24 Jackson, Isaiah	.248	45-43	153	29	38	9	0	8	27	71	.464	12	9	52	2	.330	5	2	4-9	105	1	2	.981
21 Rogers, Will	.167	28-24	90	12	15	3	0	3	9	27	.300	6	1	29	4	.222	2	0	2-2	21	2	2	.920

3 McClain, Nick	.387	15-15	62	20	24	4	0	7	21	49	.790	11	0	11	2	.473	1	0	0-0	25	3	0	1.000
26 Cano, Willie	.275	18-14	51	7	14	3	0	1	11	20	.392	10	1	10	2	.391	2	1	0-0	1	1	0	1.000
25 Long, Ethan	.270	12-12	37	8	10	0	0	3	9	19	.514	8	3	7	3	.438	0	0	0-0	62	2	2	.970
15 Newman, Trey	.267	15-12	45	7	12	1	0	0	4	13	.289	2	1	10	0	.313	0	2	0-0	77	10	1	.989
41 Balholm, Bronson	.250	10-8	32	6	8	1	0	0	1	9	.281	5	0	5	0	.351	0	0	1-1	77	4	1	.988
35 Beheler, Reese	.214	10-2	14	2	3	0	0	0	1	3	.214	3	0	4	0	.353	0	0	0-0	3	0	0	1.000
2 Varnado, Drake	.167	7-1	12	2	2	0	0	0	1	2	.167	0	0	3	0	.167	0	0	0-0	6	7	0	1.000
8 Weaver, Jonny	.133	8-2	15	0	2	0	0	0	1	2	.133	0	0	5	0	.133	0	0	0-1	8	2	0	1.000
Totals	.306	47	1651	349	505	99	8	79	328	857	.519	186	46	372	25	.386	24	9	47-62	1245	428	48	.972
Opponents	.279	47	1636	326	456	99	7	68	303	773	.472	201	70	398	30	.376	25	13	59-71	1220	397	35	.979

LOB - Team (347), Opp (374). DPs turned - Team (42), Opp (32). IBB - Team (5), Long, E. 2, Tobias, J. 1, Keaschall, L 1, Campos, R. 1, Opp (3). Picked off - Hill, L. 2, Crenshaw, W. 2, Keaschall, L 2, Campos, R. 1, Contrades, N 1.

(All games Sorted by Earned run avg)

Player	era	w-l	app	gs	cg	sho	sv	ip	h	r	er	bb	so	2b	3b	hr	b/avg	wp	hp	bk	sfa	sha
46 Dunn, Ross	4.75	4-4	13	13	0	0/0	0	55.0	53	44	29	37	75	10	2	5	.249	12	11	0	1	2
29 Stevenson, Owen	5.48	4-2	21	3	0	0/0	4	42.2	47	30	26	19	44	7	1	5	.280	2	6	0	0	1
40 Giblin, Jonah	5.86	1-1	16	7	0	0/1	0	43.0	48	32	28	14	33	12	0	7	.291	7	2	0	7	1
5 Curtis, Khristian	7.69	4-3	12	12	0	0/0	0	52.2	64	52	45	31	50	16	1	11	.294	5	8	0	3	0

45 Hanks, Ryan	0.00	0-0	1	0	0	0/0	0	0.1	1	0	0	1	1	1	0	0	.500	1	0	0	0	0
33 Peery, Brock	3.86	3-0	24	0	0	0/0	2	18.2	18	8	8	9	23	3	0	3	.261	0	10	0	0	2
48 Armbruester, Will	3.86	0-0	5	0	0	0/0	0	4.2	5	2	2	0	2	1	0	2	.278	0	1	0	0	0
37 Lebamoff, Nolan	3.97	3-0	23	0	0	0/0	0	22.2	21	12	10	18	18	6	0	3	.244	1	0	0	1	1
9 Pivaroff, Blake	4.44	2-2	23	0	0	0/0	3	26.1	20	14	13	8	23	4	0	3	.206	0	4	0	0	0
38 Valdez, Tyler	4.76	0-1	6	0	0	0/0	0	5.2	7	4	3	3	5	2	0	0	.304	1	0	0	0	1
47 Tieding, Matt	5.79	4-1	20	3	0	0/0	0	37.1	41	29	24	9	19	6	0	9	.283	0	12	1	3	4
39 Wainscott, Jesse	6.53	1-1	16	0	0	0/1	2	20.2	24	16	15	5	18	7	2	4	.293	4	2	0	4	0
28 Humphres, Austin	7.50	0-0	8	0	0	0/0	0	6.0	9	7	5	2	5	2	0	1	.375	2	4	0	2	0
31 Hansell, Josh	7.56	2-0	14	3	0	0/0	0	25.0	28	22	21	12	23	6	1	8	.269	6	1	0	0	0
12 Manning, Timmy	8.24	1-3	17	6	0	0/1	0	39.1	45	36	36	17	48	13	0	4	.290	3	5	0	3	1
10 Bodlovich, Christian	8.44	0-0	11	0	0	0/1	0	5.1	15	7	5	4	2	1	0	3	.500	1	0	0	0	0
21 Rogers, Will	9.00	0-0	5	0	0	0/0	0	4.0	5	4	4	4	5	1	0	0	.313	1	1	0	1	0
19 Gardner, Dylan	11.12	0-0	8	0	0	0/0	0	5.2	5	7	7	8	4	1	0	0	.238	1	3	0	0	0
Totals	6.09	29-18	47	47	0	1/1	11	415.0	456	326	281	201	398	99	7	68	.279	47	70	1	25	13
Opponents	7.26	18-29	47	47	0	1/1	9	406.2	505	349	328	186	372	99	8	79	.306	29	46	2	24	9

PB - Team (10), Campos, R. 5, Balholm, B. 3, Newman, T. 2, Opp (8). Pickoffs - Team (3), Campos, R. 2, Manning, T. 1, Opp (8).SBA/ATT - Campos, R. (33-37), Balholm, B. (16-18), Dunn, R. (16-18), Newman, T. (10-13), Curtis, K. (10-11), Manning, T. (7-9), Giblin, J. (4-7), Hansell, J. (7-7), Stevenson, O (4-6), Wainscott, J (5-5), Pivaroff, B. (1-2), Tieding, M. (1-2), Bodlovich, C (1-1), Rogers, W. (1-1), Valdez, T. (1-1), Lebamoff, N. (1-1).

2023 Sun Devil Baseball
Overall Statistics for Arizona State (as of May 11, 2023)
(All games Sorted by Fielding pct)

Player	c	po	a	e	fld%	dp	sba	csb	sba%	pb	ci
11 Vu, Kien	74	71	3	0	1.000	0	0	0	---	0	0
14 Crenshaw, Wyatt	52	52	0	0	1.000	0	0	0	---	0	0
3 McClain, Nick	28	25	3	0	1.000	1	0	0	---	0	0
2 Varnado, Drake	13	6	7	0	1.000	1	0	0	---	0	0
8 Weaver, Jonny	10	8	2	0	1.000	2	0	0	---	0	0
29 Stevenson, Owen	6	2	4	0	1.000	0	4	2	.667	0	0
31 Hansell, Josh	5	1	4	0	1.000	0	7	0	1.000	0	0
39 Wainscott, Jesse	4	2	2	0	1.000	0	5	0	1.000	0	0
12 Manning, Timmy	3	0	3	0	1.000	0	7	2	.778	0	0
35 Beheler, Reese	3	3	0	0	1.000	0	0	0	---	0	0
9 Pivaroff, Blake	2	2	0	0	1.000	0	1	1	.500	0	0
26 Cano, Willie	2	1	1	0	1.000	0	0	0	---	0	0
33 Peery, Brock	2	0	2	0	1.000	0	0	0	---	0	0
48 Armbruester, Will	1	0	1	0	1.000	0	0	0	---	0	0
38 Valdez, Tyler	1	0	1	0	1.000	0	1	0	1.000	0	0
10 Bodlovich, Christian	1	0	1	0	1.000	0	1	0	1.000	0	0
19 Gardner, Dylan	1	0	1	0	1.000	0	0	0	---	0	0
18 Tobias, Jacob	304	281	22	1	.997	27	0	0	---	0	0
17 Campos, Ryan	267	245	20	2	.993	1	33	4	.892	5	0
15 Newman, Trey	88	77	10	1	.989	1	10	3	.769	2	0
41 Balholm, Bronson	82	77	4	1	.988	1	16	2	.889	3	0
24 Jackson, Isaiah	108	105	1	2	.981	0	0	0	---	0	0
25 Long, Ethan	66	62	2	2	.970	7	0	0	---	0	0
32 Keaschall, Luke	227	94	125	8	.965	28	0	0	---	0	0
7 Hill, Luke	205	69	123	13	.937	26	0	0	---	0	0
5 Curtis, Khristian	14	10	3	1	.929	1	10	1	.909	0	0
6 Contrades, Nu'u	102	25	69	8	.922	8	0	0	---	0	0
21 Rogers, Will	25	21	2	2	.920	0	1	0	1.000	0	0
47 Tieding, Matt	7	3	3	1	.857	0	1	1	.500	0	0
40 Giblin, Jonah	6	1	4	1	.833	1	4	3	.571	0	0
46 Dunn, Ross	10	1	5	4	.600	0	16	2	.889	0	0
37 Lebamoff, Nolan	2	1	0	1	.500	0	1	0	1.000	0	0
45 Hanks, Ryan	0	0	0	0	.000	0	0	0	---	0	0
28 Humphres, Austin	0	0	0	0	.000	0	0	0	---	0	0
Totals	1721	1245	428	48	.972	42	59	12	.831	10	0
Opponents	1652	1220	397	35	.979	32	47	15	.758	8	0

Hitting minimums - 1 Games 2.0 TPA/Game
Pitching minimums - 1 Games 0.9 IP/Game

2023 Sun Devil Baseball
Game Results for Arizona State (as of May 11, 2023)
(All games)

Date	Opponent	Score	Inns	Overall	Pac-12	Pitcher of record	Attend	Time
Feb 17, 2023	SAN DIEGO STATE	w 6-5	9	1-0-0	0-0-0	Peery, B. (W 1-0)	3180	3:15
Feb 18, 2023	SAN DIEGO STATE	w 5-3	9	2-0-0	0-0-0	Curtis, K. (W 1-0)	3026	3:24
Feb 19, 2023	SAN DIEGO STATE	w 1-0	9	3-0-0	0-0-0	Wainscott, J (W 1-0)	3085	2:40
Feb 21, 2023	UNLV	w 6-3	9	4-0-0	0-0-0	Tieding, M. (W 1-0)	2428	2:35
Feb 24, 2023	at Mississippi State	w 13-4	9	5-0-0	0-0-0	Dunn, R. (W 1-0)	11136	3:24
Feb 25, 2023	at Mississippi State	L 1-5	9	5-1-0	0-0-0	Curtis, K. (L 1-1)	14320	2:24
Feb 26, 2023	at Mississippi State	L 3-16	9	5-2-0	0-0-0	Manning, T. (L 0-1)	11043	2:53
Mar 01, 2023	NORTH DAKOTA STATE	w 10-9	9	6-2-0	0-0-0	Lebamoff, N. (W 1-0)	2085	2:55
Mar 03, 2023	UC IRVINE	L 6-16	9	6-3-0	0-0-0	Dunn, R. (L 1-1)	2507	3:15
Mar 04, 2023	UC IRVINE	L 9-10	9	6-4-0	0-0-0	Curtis, K. (L 1-2)	2422	3:14
Mar 05, 2023	UC IRVINE	L 2-7	9	6-5-0	0-0-0	Manning, T. (L 0-2)	2609	2:35
Mar 07, 2023	at #13 Oregon State	L 4-8	9	6-6-0	0-0-0	Pivaroff, B. (L 0-1)	4233	2:51
Mar 08, 2023	at #13 Oregon State	L 4-7	9	6-7-0	0-0-0	Stevenson, O (L 0-1)	4086	2:41
Mar 10, 2023	UC DAVIS	w 7-1	9	7-7-0	0-0-0	Dunn, R. (W 2-1)	2928	2:31
Mar 11, 2023	UC DAVIS	w 6-4	9	8-7-0	0-0-0	Curtis, K. (W 2-2)	2538	2:25
Mar 12, 2023	UC DAVIS	w 17-4	9	9-7-0	0-0-0	Giblin, J. (W 1-0)	2725	2:33
Mar 14, 2023	UTAH TECH	w 9-1	9	10-7-0	0-0-0	Stevenson, O (W 1-1)	2581	2:20
* Mar 17, 2023	vs Utah	w 9-7	9	11-7-0	1-0-0	Dunn, R. (W 3-1)	286	3:04
* Mar 18, 2023	at Utah	w 15-9	9	12-7-0	2-0-0	Tieding, M. (W 2-0)	1457	3:26
* Mar 19, 2023	at Utah	L 6-11	9	12-8-0	2-1-0	Wainscott, J (L 1-1)	1433	2:40
Mar 22, 2023	#25 GRAND CANYON	w 11-1	9	13-8-0	2-1-0	Hansell, J. (W 1-0)	3394	2:45
* Mar 24, 2023	ARIZONA	w 6-5	9	14-8-0	3-1-0	Tieding, M. (W 3-0)	6370	2:30
* Mar 25, 2023	ARIZONA	w 7-4	9	15-8-0	4-1-0	Lebamoff, N. (W 2-0)	5753	2:45
* Mar 26, 2023	ARIZONA	w 10-6	9	16-8-0	5-1-0	Manning, T. (W 1-2)	5027	2:30
Mar 28, 2023	vs UNLV	w 6-2	9	17-8-0	5-1-0	Lebamoff, N. (W 3-0)	800	2:28
* Mar 31, 2023	at CAL	w 4-1	9	18-8-0	6-1-0	Dunn, R. (W 4-1)	494	2:51
* Apr 01, 2023	at CAL	L 4-5	9	18-9-0	6-2-0	Tieding, M. (L 3-1)	407	2:40
* Apr 02, 2023	at CAL	w 15-10	9	19-9-0	7-2-0	Pivaroff, B. (W 1-1)	774	3:20
Apr 04, 2023	SEATTLE U	w 11-6	9	20-9-0	7-2-0	Hansell, J. (W 2-0)	2336	3:22
* Apr 06, 2023	WASHINGTON STATE	w 6-5	9	21-9-0	8-2-0	Peery, B. (W 2-0)	2644	2:55
* Apr 07, 2023	WASHINGTON STATE	w 6-2	9	22-9-0	9-2-0	Pivaroff, B. (W 2-1)	3187	3:15
* Apr 08, 2023	WASHINGTON STATE	w 4-1	9	23-9-0	10-2-0	Curtis, K. (W 3-2)	2879	2:27
Apr 11, 2023	at Grand Canyon	w 13-10	9	24-9-0	10-2-0	Peery, B. (W 3-0)	4311	3:19
* Apr 14, 2023	at Washington	L 3-8	9	24-10-0	10-3-0	Dunn, R. (L 4-2)	1459	2:27
* Apr 15, 2023	at Washington	w 8-6	9	25-10-0	11-3-0	Curtis, K. (W 4-2)	1493	3:01
Apr 19, 2023	at Arizona	L 0-20	9	25-11-0	11-3-0	Manning, T. (L 1-3)	5026	2:36
* Apr 21, 2023	#21 OREGON STATE	L 11-13	9	25-12-0	11-4-0	Dunn, R. (L 4-3)	3449	3:20
* Apr 22, 2023	#19 OREGON STATE	w 11-7	9	26-12-0	12-4-0	Stevenson, O (W 2-1)	3723	3:15
* Apr 23, 2023	#21 OREGON STATE	w 12-10	9	27-12-0	13-4-0	Stevenson, O (W 3-1)	2988	3:33
Apr 25, 2023	FULLERTON	w 9-1	9	28-12-0	13-4-0	Tieding, M. (W 4-1)	2396	2:32
Apr 26, 2023	FULLERTON	L 8-11	(11)	28-13-0	13-4-0	Valdez, T. (L 0-1)	2247	4:00
* 4/28/23	at #20 Oregon	L 5-11	9	28-14-0	13-5-0	Giblin, J. (L 1-1)	2150	2:30
* 4/29/23	at #20 Oregon	L 10-16	9	28-15-0	13-6-0	Curtis, K. (L 4-3)	3821	3:00
* 4/30/23	at #20 Oregon	w 9-6	9	29-15-0	14-6-0	Stevenson, O (W 4-1)	1687	3:03
* May 05, 2023	#7 STANFORD	L 6-8	9	29-16-0	14-7-0	Pivaroff, B. (L 2-2)	3382	2:45
* May 06, 2023	#7 STANFORD	L 11-12	9	29-17-0	14-8-0	Stevenson, O (L 4-2)	3453	3:25
* May 07, 2023	#7 STANFORD	L 4-9	9	29-18-0	14-9-0	Dunn, R. (L 4-4)	2990	3:05

* = Conference game

() extra inning game

2023 Sun Devil Baseball
Games Summary for Arizona State (as of May 11, 2023)
(All games)

Score by innings	1	2	3	4	5	6	7	8	9	EX	Total
Arizona State	40	33	40	43	48	43	31	46	25	0	349
Opponents	49	31	48	42	33	35	30	37	18	3	326

Record when ...											
Overall	29-18							After 6 leading		22-4	
Conference	14-9						 trailing		4-13	
Non-Conference	15-9						 tied		3-1	
Home games	20-8							After 7 leading		25-1	
Away games	7-10						 trailing		3-14	
Neutral site	2-0						 tied		1-3	
Day games	12-10							After 8 leading		26-0	
Night games	17-8						 trailing		1-16	
vs Left starter	6-5						 tied		2-2	
vs Right starter	23-13										
1-Run games	5-3							Hit 0 home runs		5-4	
2-Run games	5-2							... 1 home run		7-6	
5+Run games	9-9							... 2+ home runs		17-8	
Extra innings	0-1										
Shutouts	1-1							Opponent 0 home runs		15-2	
							 1 home run		6-4	
							 2+ HRs		8-12	
Scoring 0-2 runs	1-3							Made 0 errors		11-6	
..... 3-5 runs	3-7						 1 error		12-7	
..... 6-9 runs	14-5						 2+ errors		6-5	
..... 10+ runs	11-3										
Opponent 0-2 runs	9-0							Opp. made 0 errors		14-10	
..... 3-5 runs	9-2						 1 error		11-3	
..... 6-9 runs	8-6						 2+ errors		4-5	
..... 10+ runs	3-10										
Scored in 1st inning	14-6							Out-hit opponent		22-2	
Opp. scored in 1st	11-11							Out-hit by opponent		3-15	
Scores first	16-9							Hits are tied		4-1	
Opp. scores first	13-9										

Record when team scores:											
Runs	0	1	2	3	4	5	6	7	8	9	10+
W-L	0-1	1-1	0-1	0-2	2-4	1-1	7-3	2-0	1-1	4-1	11-3

Record when opponent scores:											
Runs	0	1	2	3	4	5	6	7	8	9	10+
W-L	1-0	6-0	2-0	2-0	4-0	3-2	4-0	2-2	0-3	2-1	3-10

Record when leading after:											
Inn.	1	2	3	4	5	6	7	8			
W-L	11-3	13-5	16-3	17-2	19-3	22-4	25-1	26-0			

Record when trailing after:											
Inn.	1	2	3	4	5	6	7	8			
W-L	8-9	8-11	7-12	8-12	8-13	4-13	3-14	1-16			

Record when tied after:											
Inn.	1	2	3	4	5	6	7	8			
W-L	10-6	8-2	6-3	4-4	2-2	3-1	1-3	2-2			

Current losing streak: 3
Longest winning streak: 6
Longest losing streak: 5

Home attendance : 88332 (28 dates avg = 3154)
Away attendance : 70416 (19 dates avg = 3706)
Total attendance: 158748 (47 dates avg = 3377)

2023 Sun Devil Baseball
Team Game-by-Game for Arizona State (as of May 11, 2023)
Batting (All games)

Date	Opponent	ab	r	h	rbi	2b	3b	hr	tb	bb	ibb	sb	cs	hbp	sac	sf	gdp	k	po	a	e	lob	avg
Feb 17	SAN DIEGO STATE	32	6	14	6	3	1	1	22	5	2	2	0	2	1	1	1	4	27	14	3	10	.438
Feb 18	SAN DIEGO STATE	25	5	5	5	1	0	2	12	3	0	0	0	2	0	2	2	8	27	7	0	3	.333
Feb 19	SAN DIEGO STATE	27	1	8	1	2	0	0	10	3	0	0	1	1	0	0	1	6	27	7	0	6	.321
Feb 21	UNLV	31	6	10	6	3	0	3	22	4	1	2	1	1	0	1	0	6	27	9	1	7	.322
Feb 24	at Mississippi State	38	13	12	12	0	1	2	20	12	0	0	0	1	0	1	0	11	27	10	2	12	.320
Feb 25	at Mississippi State	31	1	5	1	0	0	0	5	2	0	1	0	2	0	0	0	10	24	12	0	7	.293
Feb 26	at Mississippi State	34	3	8	2	0	0	2	14	5	0	2	0	0	0	0	0	12	24	5	0	9	.284
Mar 01	NORTH DAKOTA S	33	10	11	10	1	1	3	23	5	0	3	0	2	1	1	1	3	27	7	1	7	.291
Mar 03	UC IRVINE	40	6	15	6	1	0	3	25	1	0	1	0	0	0	1	1	9	27	11	4	9	.302
Mar 04	UC IRVINE	30	9	6	9	1	1	0	9	9	0	0	0	1	0	1	1	8	27	11	1	5	.293
Mar 05	UC IRVINE	33	2	7	2	1	0	1	11	0	0	0	0	1	0	0	1	9	27	15	1	5	.285
Mar 07	at Oregon State	32	4	7	4	2	0	0	9	6	0	2	1	2	0	0	0	10	24	10	2	9	.280
Mar 08	at Oregon State	33	4	7	3	3	0	1	13	5	0	0	0	0	0	0	1	13	24	8	0	7	.274
Mar 10	UC DAVIS	38	7	17	6	1	0	0	18	1	0	1	1	1	0	1	1	3	27	8	0	10	.289
Mar 11	UC DAVIS	30	6	8	5	1	0	1	12	4	1	1	1	0	0	1	1	3	27	12	0	5	.287
Mar 12	UC DAVIS	42	17	20	17	7	0	2	33	6	0	0	0	0	0	1	0	4	27	7	0	8	.302
Mar 14	UTAH TECH	34	9	8	8	1	0	2	15	4	0	3	0	0	0	0	1	6	27	9	1	5	.298
*Mar 17	vs Utah	41	9	13	9	6	0	1	22	4	0	0	0	1	0	0	0	11	27	11	3	10	.300
*Mar 18	at Utah	41	15	18	14	4	0	2	28	7	0	2	0	1	1	1	2	5	27	10	0	9	.309
*Mar 19	at Utah	36	6	11	6	1	0	1	15	1	0	1	0	3	0	1	1	9	24	16	1	8	.308
Mar 22	GRAND CANYON	41	11	14	8	4	1	0	20	1	0	2	0	0	0	0	0	7	27	8	1	7	.310
*Mar 24	ARIZONA	31	6	7	6	1	0	2	14	0	0	0	1	2	0	0	0	10	27	5	1	3	.307
*Mar 25	ARIZONA	34	7	11	7	4	0	1	18	4	1	2	0	1	2	0	0	11	27	8	1	10	.307
*Mar 26	ARIZONA	34	10	15	10	2	0	4	29	2	0	0	2	0	0	2	1	5	27	10	0	4	.313
Mar 28	vs UNLV	35	6	11	5	2	1	1	18	3	0	2	0	1	0	1	0	9	27	11	0	7	.313
*Mar 31	at CAL	38	4	14	3	1	0	0	15	2	0	0	1	0	1	1	0	12	27	4	0	11	.315
*Apr 01	at CAL	37	4	8	4	1	0	1	12	3	0	0	0	0	0	0	0	13	24	6	1	9	.311
*Apr 02	at CAL	44	15	19	13	2	0	0	21	7	0	3	0	1	1	1	0	5	27	8	1	12	.317
Apr 04	SEATTLE U	36	11	14	11	2	1	1	21	8	0	1	1	2	0	1	0	10	27	6	1	12	.319
*Apr 06	WASHINGTON STA	32	6	8	6	2	0	2	16	3	0	0	0	0	1	1	0	6	27	8	0	6	.317
*Apr 07	WASHINGTON STA	31	6	8	5	0	0	2	14	4	0	3	0	1	0	0	1	8	27	9	1	6	.316
*Apr 08	WASHINGTON STA	29	4	7	4	0	0	3	16	1	0	0	0	1	0	0	1	4	27	6	1	3	.314
Apr 11	at Grand Canyon	42	13	16	13	5	0	2	27	5	0	2	1	1	0	0	0	8	27	9	0	8	.316
*Apr 14	at Washington	31	3	5	3	0	1	2	13	3	0	0	0	0	1	0	0	12	24	16	2	5	.312
*Apr 15	at Washington	39	8	15	7	4	0	2	25	2	0	0	2	1	0	0	1	5	27	9	1	7	.314
Apr 19	at Arizona	32	0	5	0	1	0	0	6	1	0	0	0	1	0	0	1	10	24	6	2	7	.310
*Apr 21	OREGON STATE	37	11	10	11	1	0	3	20	6	0	0	0	2	0	0	0	10	27	6	1	7	.309
*Apr 22	OREGON STATE	39	11	14	11	4	0	3	27	3	0	1	0	2	0	0	0	6	27	9	5	7	.311
*Apr 23	OREGON STATE	34	12	12	11	5	0	1	20	7	0	1	0	0	0	1	1	3	27	5	2	6	.312
Apr 25	FULLERTON	39	9	17	7	6	0	2	29	4	0	0	0	1	0	1	1	4	27	7	1	12	.315
Apr 26	FULLERTON	42	8	11	8	3	0	1	17	8	0	3	1	3	0	0	2	7	33	12	0	12	.314
*4/28/23	at Oregon	33	5	6	4	0	0	3	15	3	0	1	0	1	0	0	0	9	24	6	1	5	.311
*4/29/23	at Oregon	37	10	11	10	3	0	6	32	3	0	0	0	2	0	0	1	9	24	11	0	5	.310
*4/30/23	at Oregon	35	9	9	9	2	0	4	23	7	0	0	0	2	0	1	0	5	27	17	2	9	.309
*May 05	STANFORD	37	6	8	6	2	0	2	16	0	0	0	0	0	0	0	0	14	27	8	1	4	.307
*May 06	STANFORD	38	11	12	10	2	0	3	23	5	0	5	0	0	0	1	0	9	27	9	2	6	.307
*May 07	STANFORD	33	4	8	4	1	0	1	12	4	0	0	1	0	0	0	0	11	27	10	0	6	.306
Totals		1651	349	505	328	99	8	79	857	186	5	47	15	46	9	24	25	372	1245	428	48	347	.306

2023 Sun Devil Baseball
Team Game-by-Game for Arizona State (as of May 11, 2023)
Pitching (All games)

Date	Opponent	ip	h	r	er	bb	so	2b	3b	hr	wp	bk	hbp	dp	ibb	score	w-l	sv	era
Feb 17	SAN DIEGO STATE	9.0	9	5	4	6	3	1	0	0	1	0	1	2	0	6-5	1-0	0	4.00
Feb 18	SAN DIEGO STATE	9.0	8	3	3	3	9	2	0	0	0	0	2	1	0	5-3	2-0	1	3.50
Feb 19	SAN DIEGO STATE	9.0	5	0	0	1	13	3	1	0	1	0	2	0	0	1-0	3-0	1	2.33
Feb 21	UNLV	9.0	9	3	3	2	8	2	0	0	1	0	2	0	0	6-3	4-0	2	2.50
Feb 24	at Mississippi State	9.0	7	4	4	7	10	2	0	0	1	0	2	3	0	13-4	5-0	2	2.80
Feb 25	at Mississippi State	8.0	6	5	5	5	7	0	0	0	2	0	0	0	0	1-5	5-1	2	3.23
Feb 26	at Mississippi State	8.0	15	16	16	5	9	1	0	3	3	0	2	1	0	3-16	5-2	2	5.16
Mar 01	NORTH DAKOTA S	9.0	11	9	8	1	8	3	1	3	0	0	3	0	0	10-9	6-2	2	5.53
Mar 03	UC IRVINE	9.0	13	16	6	6	10	2	1	2	1	0	2	0	0	6-16	6-3	2	5.58
Mar 04	UC IRVINE	9.0	10	10	9	7	7	2	1	1	1	0	6	3	0	9-10	6-4	2	5.93
Mar 05	UC IRVINE	9.0	9	7	7	7	6	2	0	1	0	0	1	3	0	2-7	6-5	2	6.03
Mar 07	at Oregon State	8.0	9	8	7	8	5	1	0	1	1	1	0	0	1	4-8	6-6	2	6.17
Mar 08	at Oregon State	8.0	11	7	7	4	5	0	0	2	1	0	0	0	0	4-7	6-7	2	6.29
Mar 10	UC DAVIS	9.0	4	1	1	3	12	1	0	0	0	0	2	1	0	7-1	7-7	2	5.90
Mar 11	UC DAVIS	9.0	6	4	4	3	7	2	0	1	0	0	2	1	0	6-4	8-7	3	5.77
Mar 12	UC DAVIS	9.0	10	4	4	0	6	3	0	2	0	0	1	1	0	17-4	9-7	3	5.66
Mar 14	UTAH TECH	9.0	5	1	0	0	15	2	0	0	0	0	1	1	0	9-1	10-7	3	5.32
*Mar 17	vs Utah	9.0	7	7	3	2	9	2	0	1	0	0	4	0	0	9-7	11-7	4	5.18
*Mar 18	at Utah	9.0	10	9	9	7	7	2	0	0	1	0	2	0	0	15-9	12-7	4	5.39
*Mar 19	at Utah	8.0	11	11	11	5	4	0	0	1	3	0	3	1	1	6-11	12-8	4	5.71
Mar 22	GRAND CANYON	9.0	6	1	0	2	8	1	0	0	0	0	1	0	0	11-1	13-8	4	5.43
*Mar 24	ARIZONA	9.0	9	5	5	4	10	0	1	2	0	0	2	0	0	6-5	14-8	5	5.41
*Mar 25	ARIZONA	9.0	7	4	3	3	8	1	0	0	1	0	1	1	0	7-4	15-8	6	5.30
*Mar 26	ARIZONA	9.0	8	6	6	3	7	2	0	1	1	0	0	1	0	10-6	16-8	6	5.33
Mar 28	vs UNLV	9.0	6	2	2	3	10	2	1	0	2	0	0	0	0	6-2	17-8	6	5.20
*Mar 31	at CAL	9.0	3	1	1	5	11	0	0	0	2	0	2	1	0	4-1	18-8	7	5.03
*Apr 01	at CAL	8.0	7	5	4	3	10	0	0	2	0	0	0	0	0	4-5	18-9	7	5.01
*Apr 02	at CAL	9.0	11	10	8	3	3	2	0	3	3	0	0	1	0	15-10	19-9	7	5.12
Apr 04	SEATTLE U	9.0	8	6	5	8	7	3	0	0	2	0	0	1	0	11-6	20-9	7	5.12
*Apr 06	WASHINGTON STA	9.0	8	5	5	1	10	2	0	2	0	0	3	0	0	6-5	21-9	7	5.11
*Apr 07	WASHINGTON STA	9.0	8	2	2	8	15	2	0	0	2	0	0	1	0	6-2	22-9	8	5.01
*Apr 08	WASHINGTON STA	9.0	5	1	1	1	13	2	0	1	0	0	1	0	0	4-1	23-9	9	4.88
Apr 11	at Grand Canyon	9.0	18	10	10	3	6	5	1	1	1	0	1	0	0	13-10	24-9	9	5.04
*Apr 14	at Washington	8.0	8	8	4	8	9	0	0	0	6	0	2	2	0	3-8	24-10	9	5.03
*Apr 15	at Washington	9.0	14	6	5	2	6	0	0	2	0	0	0	1	0	8-6	25-10	9	5.03
Apr 19	at Arizona	8.0	19	20	17	5	6	5	0	5	2	0	4	1	0	0-20	25-11	9	5.38
*Apr 21	OREGON STATE	9.0	13	13	12	8	14	3	0	3	1	0	1	0	0	11-13	25-12	9	5.57
*Apr 22	OREGON STATE	9.0	9	7	3	7	10	2	0	3	0	0	1	1	0	11-7	26-12	9	5.50
*Apr 23	OREGON STATE	9.0	12	10	9	9	10	2	0	3	1	0	0	0	0	12-10	27-12	10	5.59
Apr 25	FULLERTON	9.0	5	1	1	4	10	0	0	0	0	0	2	2	0	9-1	28-12	10	5.47
Apr 26	FULLERTON	11.0	19	11	10	6	8	5	0	3	1	0	1	0	1	8-11	28-13	10	5.55
*4/28/23	at Oregon	8.0	13	11	10	4	8	4	0	4	1	0	0	1	0	5-11	28-14	10	5.68
*4/29/23	at Oregon	8.0	19	16	16	4	8	7	0	4	0	0	3	2	0	10-16	28-15	10	5.94
*4/30/23	at Oregon	9.0	7	6	3	4	5	1	0	1	0	0	3	3	0	9-6	29-15	11	5.87
*May 05	STANFORD	9.0	11	8	8	4	11	7	0	3	0	0	2	1	0	6-8	29-16	11	5.92
*May 06	STANFORD	9.0	16	12	11	2	5	5	0	3	1	0	1	1	0	11-12	29-17	11	6.03
*May 07	STANFORD	9.0	12	9	9	5	10	3	0	4	3	0	1	3	0	4-9	29-18	11	6.09
Totals		415.0	456	326	281	201	398	99	7	68	47	1	70	42	3	349-326	29-18	11	6.09

2023 Sun Devil Baseball
Miscellaneous Stats for Arizona State (as of May 11, 2023)
(All games)

Multiple Hit Games	2	3	4	5+	Total
32 Keaschall, Luke	16	5	1	1	23
18 Tobias, Jacob	17	3	-	-	20
17 Campos, Ryan	10	6	1	-	17
7 Hill, Luke	13	4	-	-	17
14 Crenshaw, Wyatt	12	4	-	-	16
6 Contrades, Nu'u	9	4	3	-	16
24 Jackson, Isaiah	12	-	-	-	12
3 McLain, Nick	6	2	-	-	8
11 Vu, Kien	3	1	-	-	4
26 Cano, Willie	3	1	-	-	4
25 Long, Ethan	3	-	-	-	3
21 Rogers, Will	2	1	-	-	3
15 Newman, Trey	2	1	-	-	3
41 Balholm, Bronson	2	-	-	-	2
TEAM	110	32	5	1	148

Multiple RBI Games	2	3	4	5+	Total
32 Keaschall, Luke	8	6	1	1	16
18 Tobias, Jacob	9	5	1	1	16
14 Crenshaw, Wyatt	10	1	-	-	11
7 Hill, Luke	3	5	1	1	10
6 Contrades, Nu'u	4	4	1	1	10
3 McLain, Nick	4	1	1	1	7
24 Jackson, Isaiah	5	-	-	1	6
25 Long, Ethan	2	1	-	-	3
26 Cano, Willie	3	-	-	-	3
21 Rogers, Will	3	-	-	-	3
17 Campos, Ryan	1	2	-	-	3
TEAM	52	25	5	6	88

Hitting Streaks	Longest	Current
17 Campos, Ryan	11	2
32 Keaschall, Luke	11	-
3 McLain, Nick	11	3
18 Tobias, Jacob	11	11
6 Contrades, Nu'u	8	-
14 Crenshaw, Wyatt	8	1
7 Hill, Luke	8	4
15 Newman, Trey	7	-
11 Vu, Kien	7	-
25 Long, Ethan	5	-
41 Balholm, Bronson	5	1
24 Jackson, Isaiah	5	5
26 Cano, Willie	4	-
21 Rogers, Will	3	-
35 Beheler, Reese	2	-
8 Weaver, Jonny	1	-
2 Varnado, Drake	1	-

Reached Base Streaks	Longest	Current
17 Campos, Ryan	31	2
18 Tobias, Jacob	30	11
7 Hill, Luke	16	4
32 Keaschall, Luke	15	2
3 McLain, Nick	15	15
24 Jackson, Isaiah	13	13
11 Vu, Kien	11	4
25 Long, Ethan	10	-
14 Crenshaw, Wyatt	10	2
41 Balholm, Bronson	8	8
6 Contrades, Nu'u	8	-
15 Newman, Trey	7	2
26 Cano, Willie	4	-
21 Rogers, Will	3	-
35 Beheler, Reese	2	1
2 Varnado, Drake	1	-
8 Weaver, Jonny	1	-

2023 Sun Devil Baseball
Miscellaneous Stats for Arizona State (as of May 11, 2023)
(All games)

Starting Lineup By Position
(Team W-L record when starter)

PITCHER:		
46 Dunn, Ross	13	(8-5)
5 Curtis, Khristian	12	(7-5)
40 Giblin, Jonah	7	(5-2)
12 Manning, Timmy	6	(2-4)
47 Tieding, Matt	3	(2-1)
31 Hansell, Josh	3	(3-0)
29 Stevenson, Owen	3	(2-1)
CATCHER:		
17 Campos, Ryan	27	(18-9)
15 Newman, Trey	12	(7-5)
41 Balholm, Bronson	8	(4-4)
FIRST BASE:		
18 Tobias, Jacob	39	(24-15)
25 Long, Ethan	8	(5-3)
SECOND BASE:		
32 Keaschall, Luke	47	(29-18)
THIRD BASE:		
6 Contrades, Nu'u	45	(28-17)
8 Weaver, Jonny	1	(1-0)
26 Cano, Willie	1	(0-1)
SHORTSTOP:		
7 Hill, Luke	46	(28-18)
2 Varnado, Drake	1	(1-0)
LEFT FIELD:		
11 Vu, Kien	18	(12-6)
21 Rogers, Will	16	(11-5)
17 Campos, Ryan	8	(6-2)
14 Crenshaw, Wyatt	5	(0-5)
CENTER FIELD:		
24 Jackson, Isaiah	43	(26-17)
11 Vu, Kien	4	(3-1)
RIGHT FIELD:		
14 Crenshaw, Wyatt	28	(22-6)
3 Mclain, Nick	15	(6-9)
11 Vu, Kien	3	(1-2)
25 Long, Ethan	1	(0-1)
DESIGNATED HITTER:		
26 Cano, Willie	13	(11-2)
14 Crenshaw, Wyatt	12	(6-6)
21 Rogers, Will	8	(5-3)
18 Tobias, Jacob	7	(4-3)
25 Long, Ethan	3	(1-2)
35 Beheler, Reese	2	(1-1)
17 Campos, Ryan	1	(0-1)
8 Weaver, Jonny	1	(1-0)

Starting Lineup By Lineup Spot
(Team W-L record when starter)

LEADOFF:		
14 Crenshaw, Wyatt	26	(18-8)
32 Keaschall, Luke	11	(6-5)
3 Mclain, Nick	5	(1-4)
11 Vu, Kien	5	(4-1)
2ND SPOT:		
7 Hill, Luke	22	(12-10)
6 Contrades, Nu'u	14	(11-3)
14 Crenshaw, Wyatt	9	(4-5)
17 Campos, Ryan	2	(2-0)
3RD SPOT:		
17 Campos, Ryan	34	(22-12)
3 Mclain, Nick	10	(5-5)
25 Long, Ethan	2	(2-0)
32 Keaschall, Luke	1	(0-1)
CLEANUP:		
32 Keaschall, Luke	34	(23-11)
25 Long, Ethan	10	(4-6)
18 Tobias, Jacob	3	(2-1)
5TH SPOT:		
18 Tobias, Jacob	40	(26-14)
21 Rogers, Will	4	(3-1)
7 Hill, Luke	2	(0-2)
32 Keaschall, Luke	1	(0-1)
6TH SPOT:		
7 Hill, Luke	14	(10-4)
6 Contrades, Nu'u	13	(5-8)
21 Rogers, Will	7	(5-2)
26 Cano, Willie	4	(4-0)
18 Tobias, Jacob	3	(0-3)
24 Jackson, Isaiah	3	(3-0)
11 Vu, Kien	1	(1-0)
8 Weaver, Jonny	1	(1-0)
14 Crenshaw, Wyatt	1	(0-1)
7TH SPOT:		
24 Jackson, Isaiah	20	(12-8)
14 Crenshaw, Wyatt	8	(5-3)
21 Rogers, Will	6	(3-3)
7 Hill, Luke	4	(2-2)
11 Vu, Kien	4	(3-1)
6 Contrades, Nu'u	3	(2-1)
26 Cano, Willie	2	(2-0)
8TH SPOT:		
24 Jackson, Isaiah	16	(7-9)
26 Cano, Willie	8	(5-3)
21 Rogers, Will	7	(5-2)
7 Hill, Luke	4	(4-0)
11 Vu, Kien	4	(2-2)
15 Newman, Trey	3	(3-0)
35 Beheler, Reese	2	(1-1)
6 Contrades, Nu'u	2	(1-1)
14 Crenshaw, Wyatt	1	(1-0)
9TH SPOT:		
6 Contrades, Nu'u	13	(9-4)
11 Vu, Kien	11	(6-5)
15 Newman, Trey	9	(4-5)
41 Balholm, Bronson	8	(4-4)
24 Jackson, Isaiah	4	(4-0)
8 Weaver, Jonny	1	(1-0)
2 Varnado, Drake	1	(1-0)

STARTERS SUMMARY

[illegible]

2023 Sun Devil Baseball
Season Game Highs for Arizona State (as of May 11, 2023)
(All games)

TEAM GAME HIGHS

Batting

At bats:	44	-	at CAL (Apr 02, 2023)
Runs scored:	17	-	vs UC Davis (Mar 12, 2023)
Hits:	20	-	vs UC Davis (Mar 12, 2023)
RBI's:	17	-	vs UC Davis (Mar 12, 2023)
Doubles:	7	-	vs UC Davis (Mar 12, 2023)
Triples:	1	-	(8 times)
Home runs:	6	-	at Oregon (4/29/23)
Total bases:	33	-	vs UC Davis (Mar 12, 2023)
Walks:	12	-	at Mississippi State (Feb 24, 2023)
Strikeouts:	14	-	vs Stanford (May 05, 2023)
Sac hits:	2	-	vs Arizona (Mar 25, 2023)
Sac flies:	2	-	vs San Diego State (Feb 18, 2023)
	2	-	vs Arizona (Mar 26, 2023)
Stolen bases:	5	-	vs Stanford (May 06, 2023)
Hit by pitch:	3	-	at Utah (Mar 19, 2023)
	3	-	vs Fullerton (Apr 26, 2023)
Caught stealing:	2	-	vs Arizona (Mar 26, 2023)
	2	-	at Washington (Apr 15, 2023)
Runners LOB:	12	-	(5 times)
Hit into DP:	3	-	vs Fullerton (Apr 26, 2023)

Fielding

Putouts:	33	-	vs Fullerton (Apr 26, 2023)
Assists:	17	-	at Oregon (4/30/23)
Errors:	5	-	vs Oregon State (Apr 22, 2023)
Passed balls:	1	-	(10 times)
DPs turned:	3	-	(5 times)

Pitching

Innings pitched:	11.0	-	vs Fullerton (Apr 26, 2023)
Runs allowed:	20	-	at Arizona (Apr 19, 2023)
Earned runs:	17	-	at Arizona (Apr 19, 2023)
Walks allowed:	9	-	vs Oregon State (Apr 23, 2023)
Strikeouts:	15	-	vs Utah Tech (Mar 14, 2023)
	15	-	vs Washington State (Apr 07, 2023)
Hits allowed:	19	-	at Arizona (Apr 19, 2023)
	19	-	vs Fullerton (Apr 26, 2023)
	19	-	at Oregon (4/29/23)
Doubles allowed:	7	-	at Oregon (4/29/23)
	7	-	vs Stanford (May 05, 2023)
Triples allowed:	1	-	(7 times)
Homers allowed:	5	-	at Arizona (Apr 19, 2023)
Wild pitches:	6	-	at Washington (Apr 14, 2023)
Hit batters:	6	-	vs UC Irvine (Mar 04, 2023)

2023 Sun Devil Baseball
Season Game Highs for Arizona State (as of May 11, 2023)
(All games)

INDIVIDUAL GAME HIGHS

Batting

At bats:	6	-	(9 times)
Runs scored:	4	-	Hill, Luke vs UC Davis (Mar 12, 2023)
	4	-	Contrades, Nu'u at Utah (Mar 18, 2023)
	4	-	Keaschall, Luke at Oregon (4/29/23)
Hits:	5	-	Keaschall, Luke vs Fullerton (Apr 25, 2023)
RBIs:	5	-	(6 times)
Doubles:	3	-	Hill, Luke vs UC Davis (Mar 12, 2023)
Triples:	1	-	(8 times)
Home runs:	2	-	(7 times)
Total bases:	10	-	(4 times)
Walks:	3	-	(4 times)
Strikeouts:	5	-	Jackson, Isaiah at Mississippi State (Feb 24, 2023)
Sac hits:	1	-	(9 times)
Sac flies:	2	-	Tobias, Jacob vs Arizona (Mar 26, 2023)
Stolen bases:	2	-	(5 times)
Hit by pitch:	1	-	(46 times)
Caught stealing:	1	-	(15 times)
Runners LOB:	6	-	Jackson, Isaiah at Oregon State (Mar 07, 2023)
	6	-	Newman, Trey at CAL (Apr 02, 2023)
	6	-	Newman, Trey vs Seattle U (Apr 04, 2023)

Fielding

Putouts:	15	-	Campos, Ryan vs Washington State (Apr 07, 2023)
Assists:	7	-	Hill, Luke at Oregon (4/30/23)
Errors:	3	-	Hill, Luke vs Oregon State (Apr 22, 2023)
Passed balls:	1	-	(10 times)

Pitching

Innings pitched:	6.0	-	Dunn, Ross vs UC Davis (Mar 10, 2023)
	6.0	-	Curtis, Khristian vs Washington State (Apr 08, 2023)
Runs allowed:	9	-	Dunn, Ross vs UC Irvine (Mar 03, 2023)
Earned runs:	8	-	Curtis, Khristian at Oregon (4/29/23)
	8	-	Curtis, Khristian vs Stanford (May 06, 2023)
Walks allowed:	6	-	Dunn, Ross vs Oregon State (Apr 21, 2023)
Strikeouts:	9	-	Curtis, Khristian at CAL (Apr 01, 2023)
	9	-	Dunn, Ross vs Washington State (Apr 07, 2023)
	9	-	Dunn, Ross at Washington (Apr 14, 2023)
Hits allowed:	9	-	Stevenson, Owen at Oregon State (Mar 08, 2023)
	9	-	Curtis, Khristian at Washington (Apr 15, 2023)
	9	-	Curtis, Khristian at Oregon (4/29/23)
Doubles allowed:	5	-	Curtis, Khristian at Oregon (4/29/23)
Triples allowed:	1	-	(7 times)
Homers allowed:	3	-	Curtis, Khristian vs Oregon State (Apr 22, 2023)
	3	-	Hansell, Josh at Oregon (4/29/23)
	3	-	Curtis, Khristian vs Stanford (May 06, 2023)
Wild pitches:	5	-	Dunn, Ross at Washington (Apr 14, 2023)
Hit batters:	3	-	Dunn, Ross vs Utah (Mar 17, 2023 at Provo, Utah)

2023 Sun Devil Baseball
 Starter Statistics for Arizona State (as of May 11, 2023)
 (All games Sorted by Batting avg)

Record: 29-18 Home: 20-8 Away: 7-10 Neutral: 2-0 Pac-12: 14-9

Player	avg	gp-gs	ab	r	h	2b	3b	hr	rbi	tb	slg%	bb	hp	so	gdp	ob%	sf	sh	sb-att	po	a	e	fld%
17 Campos, Ryan	.414	36-36	133	42	55	7	1	7	21	85	.639	27	3	14	2	.518	1	0	4-5	245	20	2	.993
3 McClain, Nick	.387	15-15	62	20	24	4	0	7	21	49	.790	11	0	11	2	.473	1	0	0-0	25	3	0	1.000
32 Keaschall, Luke	.364	47-47	187	52	68	23	1	16	50	141	.754	21	11	26	3	.457	0	1	16-17	94	125	8	.965
7 Hill, Luke	.335	46-46	173	41	58	11	0	6	41	87	.503	21	4	35	2	.413	3	0	3-5	69	123	13	.937
18 Tobias, Jacob	.335	46-46	176	28	59	7	4	10	57	104	.591	25	3	38	1	.420	3	0	1-1	281	22	1	.997
6 Contrades, Nu'u	.312	45-45	186	36	58	9	0	8	36	91	.489	8	3	44	2	.345	3	0	8-10	25	69	8	.922
26 Cano, Willie	.292	14-14	48	7	14	3	0	1	11	20	.417	9	1	10	2	.400	2	1	0-0	0	1	0	1.000
14 Crenshaw, Wyatt	.287	45-45	188	38	54	16	1	9	32	99	.527	12	2	45	2	.330	4	2	4-6	52	0	0	1.000
25 Long, Ethan	.270	12-12	37	8	10	0	0	3	9	19	.514	8	3	7	3	.438	0	0	0-0	62	2	2	.970
41 Balholm, Bronson	.267	8-8	30	6	8	1	0	0	1	9	.300	5	0	4	0	.371	0	0	1-1	73	4	1	.987
15 Newman, Trey	.250	12-12	44	7	11	1	0	0	4	12	.273	2	1	10	0	.298	0	2	0-0	75	9	1	.988
11 Vu, Kien	.247	25-25	85	14	21	3	1	1	6	29	.341	12	4	31	0	.366	0	1	3-3	54	2	0	1.000
24 Jackson, Isaiah	.240	43-43	150	28	36	9	0	7	25	66	.440	12	9	51	2	.324	5	2	4-8	105	1	2	.981
2 Varnado, Drake	.200	1-1	5	1	1	0	0	0	1	1	.200	0	0	0	0	.200	0	0	0-0	1	3	0	1.000
21 Rogers, Will	.169	24-24	83	11	14	3	0	3	9	26	.313	5	1	28	4	.220	2	0	2-2	19	2	2	.913
8 Weaver, Jonny	.143	2-2	7	0	1	0	0	0	1	1	.143	0	0	1	0	.143	0	0	0-1	1	1	0	1.000
35 Beheler, Reese	.000	2-2	4	1	0	0	0	0	0	0	.000	1	0	3	0	.200	0	0	0-0	0	0	0	.000
Totals	.308	47	1598	340	492	97	8	78	325	839	.525	179	45	358	25	.388	24	9	46-59	1193	402	45	.973
Opponents	.281	47	1571	311	441	97	7	65	286	747	.475	190	61	379	30	.375	23	13	58-69	1180	359	32	.980

(All games Sorted by Earned run avg)

Player	era	w-l	app	gs	cg	sho	sv	ip	h	r	er	bb	so	2b	3b	hr	b/avg	wp	hp	bk	sfa	sha
46 Dunn, Ross	4.75	4-4	13	13	0	0/0	0	55.0	53	44	29	37	75	10	2	5	.249	12	11	0	1	2
31 Hansell, Josh	5.40	0-0	3	3	0	0/0	0	8.1	8	6	5	2	10	2	1	2	.229	3	1	0	0	0
29 Stevenson, Owen	6.75	1-1	3	3	0	0/0	0	8.0	14	8	6	1	7	2	0	2	.378	0	0	0	0	0
40 Giblin, Jonah	7.18	1-1	7	7	0	0/0	0	26.1	32	24	21	10	20	6	0	7	.308	5	1	0	4	1
5 Curtis, Khristian	7.69	4-3	12	12	0	0/0	0	52.2	64	52	45	31	50	16	1	11	.294	5	8	0	3	0
12 Manning, Timmy	10.80	0-3	6	6	0	0/1	0	16.2	22	20	20	7	21	8	0	3	.324	2	2	0	2	0
47 Tieding, Matt	10.80	0-0	3	3	0	0/0	0	6.2	13	8	8	3	3	2	0	2	.406	0	1	1	0	1
Totals	6.94	10-12	47	47	0	1/1	0	173.2	206	162	134	91	186	46	4	32	.291	27	24	1	10	4
Opponents	6.95	11-18	47	47	0	1/1	0	191.2	241	158	148	80	185	48	2	42	.306	9	20	0	4	4

2023 Sun Devil Baseball
 Starter Statistics for Arizona State (as of May 11, 2023)
 (All games Sorted by Fielding pct)

Player	c	po	a	e	fld%	dp	sba	csb	sba%	pb	ci
11 Vu, Kien	56	54	2	0	1.000	0	0	0	---	0	0
14 Crenshaw, Wyatt	52	52	0	0	1.000	0	0	0	---	0	0
3 McClain, Nick	28	25	3	0	1.000	1	0	0	---	0	0
2 Varnado, Drake	4	1	3	0	1.000	0	0	0	---	0	0
31 Hansell, Josh	3	0	3	0	1.000	0	2	0	1.000	0	0
40 Gibling, Jonah	3	1	2	0	1.000	0	3	2	.600	0	0
8 Weaver, Jonny	2	1	1	0	1.000	0	0	0	---	0	0
29 Stevenson, Owen	2	0	2	0	1.000	0	1	1	.500	0	0
26 Cano, Willie	1	0	1	0	1.000	0	0	0	---	0	0
18 Tobias, Jacob	304	281	22	1	.997	27	0	0	---	0	0
17 Campos, Ryan	267	245	20	2	.993	1	33	4	.892	5	0
15 Newman, Trey	85	75	9	1	.988	1	10	2	.833	2	0
41 Balholm, Bronson	78	73	4	1	.987	1	16	2	.889	2	0
24 Jackson, Isaiah	108	105	1	2	.981	0	0	0	---	0	0
25 Long, Ethan	66	62	2	2	.970	7	0	0	---	0	0
32 Keaschall, Luke	227	94	125	8	.965	28	0	0	---	0	0
7 Hill, Luke	205	69	123	13	.937	26	0	0	---	0	0
5 Curtis, Khristian	14	10	3	1	.929	1	10	1	.909	0	0
6 Contrades, Nu'u	102	25	69	8	.922	8	0	0	---	0	0
21 Rogers, Will	23	19	2	2	.913	0	0	0	---	0	0
46 Dunn, Ross	10	1	5	4	.600	0	16	2	.889	0	0
47 Tieding, Matt	0	0	0	0	.000	0	0	0	---	0	0
12 Manning, Timmy	0	0	0	0	.000	0	3	0	1.000	0	0
33 Peery, Brock	0	0	0	0	.000	0	0	0	---	0	0
39 Wainscott, Jesse	0	0	0	0	.000	0	0	0	---	0	0
37 Lebamoff, Nolan	0	0	0	0	.000	0	0	0	---	0	0
10 Bodlovich, Christian	0	0	0	0	.000	0	0	0	---	0	0
19 Gardner, Dylan	0	0	0	0	.000	0	0	0	---	0	0
28 Humphres, Austin	0	0	0	0	.000	0	0	0	---	0	0
48 Armbruester, Will	0	0	0	0	.000	0	0	0	---	0	0
9 Pivaroff, Blake	0	0	0	0	.000	0	0	0	---	0	0
38 Valdez, Tyler	0	0	0	0	.000	0	0	0	---	0	0
35 Beheler, Reese	0	0	0	0	.000	0	0	0	---	0	0
45 Hanks, Ryan	0	0	0	0	.000	0	0	0	---	0	0
Totals	1640	1193	402	45	.973	42	58	11	.841	9	0
Opponents	1571	1180	359	32	.980	31	46	13	.780	8	0

2023 Sun Devil Baseball
Non-Starter Statistics for Arizona State (as of May 11, 2023)
(All games Sorted by Batting avg)

Record: 29-18 Home: 20-8 Away: 7-10 Neutral: 2-0 Pac-12: 14-9

Player	avg	gp-gs	ab	r	h	2b	3b	hr	rbi	tb	slg%	bb	hp	so	gdp	ob%	sf	sh	sb-att	po	a	e	fld%
15 Newman, Trey	1.000	3-0	1	0	1	0	0	0	0	1	1.000	0	0	0	0	1.000	0	0	0-0	2	1	0	1.000
24 Jackson, Isaiah	.667	2-0	3	1	2	0	0	1	2	5	1.667	0	0	1	0	.667	0	0	0-1	0	0	0	.000
11 Vu, Kien	.364	10-0	11	5	4	2	0	0	0	6	.545	3	1	3	0	.533	0	0	1-2	17	1	0	1.000
35 Beheler, Reese	.300	8-0	10	1	3	0	0	0	1	3	.300	2	0	1	0	.417	0	0	0-0	3	0	0	1.000
2 Varnado, Drake	.143	6-0	7	1	1	0	0	0	0	1	.143	0	0	3	0	.143	0	0	0-0	5	4	0	1.000
21 Rogers, Will	.143	4-0	7	1	1	0	0	0	0	1	.143	1	0	1	0	.250	0	0	0-0	2	0	0	1.000
8 Weaver, Jonny	.125	6-0	8	0	1	0	0	0	0	1	.125	0	0	4	0	.125	0	0	0-0	7	1	0	1.000
26 Cano, Willie	.000	4-0	3	0	0	0	0	0	0	0	.000	1	0	0	0	.250	0	0	0-0	1	0	0	1.000
41 Balholm, Bronson	.000	2-0	2	0	0	0	0	0	0	0	.000	0	0	1	0	.000	0	0	0-0	4	0	0	1.000
14 Crenshaw, Wyatt	.000	1-0	1	0	0	0	0	0	0	0	.000	0	0	0	0	.000	0	0	0-0	0	0	0	.000
Totals	.245	47	53	9	13	2	0	1	3	18	.340	7	1	14	0	.344	0	0	1-3	52	26	3	.963
Opponents	.231	47	65	15	15	2	0	3	17	26	.400	11	9	19	0	.402	2	0	1-2	40	38	3	.963

(All games Sorted by Earned run avg)

Player	era	w-l	app	gs	cg	sho	sv	ip	h	r	er	bb	so	2b	3b	hr	b/avg	wp	hp	bk	sfa	sha
45 Hanks, Ryan	0.00	0-0	1	0	0	0/0	0	0.1	1	0	0	1	1	1	0	0	.500	1	0	0	0	0
40 Giblin, Jonah	3.78	0-0	9	0	0	0/1	0	16.2	16	8	7	4	13	6	0	0	.262	2	1	0	3	0
33 Peery, Brock	3.86	3-0	24	0	0	0/0	2	18.2	18	8	8	9	23	3	0	3	.261	0	10	0	0	2
48 Armbruester, Will	3.86	0-0	5	0	0	0/0	0	4.2	5	2	2	0	2	1	0	2	.278	0	1	0	0	0
37 Lebamoff, Nolan	3.97	3-0	23	0	0	0/0	0	22.2	21	12	10	18	18	6	0	3	.244	1	0	0	1	1
9 Pivaroff, Blake	4.44	2-2	23	0	0	0/0	3	26.1	20	14	13	8	23	4	0	3	.206	0	4	0	0	0
47 Tieding, Matt	4.70	4-1	17	0	0	0/0	0	30.2	28	21	16	6	16	4	0	7	.248	0	11	0	3	3
38 Valdez, Tyler	4.76	0-1	6	0	0	0/0	0	5.2	7	4	3	3	5	2	0	0	.304	1	0	0	0	1
29 Stevenson, Owen	5.19	3-1	18	0	0	0/0	4	34.2	33	22	20	18	37	5	1	3	.252	2	6	0	0	1
12 Manning, Timmy	6.35	1-0	11	0	0	0/0	0	22.2	23	16	16	10	27	5	0	1	.264	1	3	0	1	1
39 Wainscott, Jesse	6.53	1-1	16	0	0	0/1	2	20.2	24	16	15	5	18	7	2	4	.293	4	2	0	4	0
28 Humphres, Austin	7.50	0-0	8	0	0	0/0	0	6.0	9	7	5	2	5	2	0	1	.375	2	4	0	2	0
10 Bodlovich, Christian	8.44	0-0	11	0	0	0/1	0	5.1	15	7	5	4	2	1	0	3	.500	1	0	0	0	0
31 Hansell, Josh	8.64	2-0	11	0	0	0/0	0	16.2	20	16	16	10	13	4	0	6	.290	3	0	0	0	0
21 Rogers, Will	9.00	0-0	5	0	0	0/0	0	4.0	5	4	4	4	5	1	0	0	.313	1	1	0	1	0
19 Gardner, Dylan	11.12	0-0	8	0	0	0/0	0	5.2	5	7	7	8	4	1	0	0	.238	1	3	0	0	0
Totals	5.48	19-6	47	0	0	1/1	11	241.1	250	164	147	110	212	53	3	36	.269	20	46	0	15	9
Opponents	7.53	7-11	47	0	0	1/1	9	215.0	264	191	180	106	187	51	6	37	.306	20	26	2	20	5

2023 Sun Devil Baseball
Non-Starter Statistics for Arizona State (as of May 11, 2023)
(All games Sorted by Fielding pct)

Player	c	po	a	e	fld%	dp	sba	csb	sba%	pb	ci
11 Vu, Kien	18	17	1	0	1.000	0	0	0	---	0	0
2 Varnado, Drake	9	5	4	0	1.000	1	0	0	---	0	0
8 Weaver, Jonny	8	7	1	0	1.000	2	0	0	---	0	0
39 Wainscott, Jesse	4	2	2	0	1.000	0	5	0	1.000	0	0
29 Stevenson, Owen	4	2	2	0	1.000	0	3	1	.750	0	0
41 Balholm, Bronson	4	4	0	0	1.000	0	0	0	---	1	0
35 Beheler, Reese	3	3	0	0	1.000	0	0	0	---	0	0
12 Manning, Timmy	3	0	3	0	1.000	0	4	2	.667	0	0
15 Newman, Trey	3	2	1	0	1.000	0	0	1	.000	0	0
33 Peery, Brock	2	0	2	0	1.000	0	0	0	---	0	0
31 Hansell, Josh	2	1	1	0	1.000	0	5	0	1.000	0	0
21 Rogers, Will	2	2	0	0	1.000	0	1	0	1.000	0	0
9 Pivaroff, Blake	2	2	0	0	1.000	0	1	1	.500	0	0
26 Cano, Willie	1	1	0	0	1.000	0	0	0	---	0	0
48 Armbruester, Will	1	0	1	0	1.000	0	0	0	---	0	0
10 Bodlovich, Christian	1	0	1	0	1.000	0	1	0	1.000	0	0
38 Valdez, Tyler	1	0	1	0	1.000	0	1	0	1.000	0	0
19 Gardner, Dylan	1	0	1	0	1.000	0	0	0	---	0	0
47 Tieding, Matt	7	3	3	1	.857	0	1	1	.500	0	0
40 Giblin, Jonah	3	0	2	1	.667	1	1	1	.500	0	0
37 Lebamoff, Nolan	2	1	0	1	.500	0	1	0	1.000	0	0
32 Keaschall, Luke	0	0	0	0	.000	0	0	0	---	0	0
28 Humphres, Austin	0	0	0	0	.000	0	0	0	---	0	0
3 McClain, Nick	0	0	0	0	.000	0	0	0	---	0	0
46 Dunn, Ross	0	0	0	0	.000	0	0	0	---	0	0
6 Contrades, Nu'u	0	0	0	0	.000	0	0	0	---	0	0
7 Hill, Luke	0	0	0	0	.000	0	0	0	---	0	0
5 Curtis, Khristian	0	0	0	0	.000	0	0	0	---	0	0
18 Tobias, Jacob	0	0	0	0	.000	0	0	0	---	0	0
25 Long, Ethan	0	0	0	0	.000	0	0	0	---	0	0
14 Crenshaw, Wyatt	0	0	0	0	.000	0	0	0	---	0	0
17 Campos, Ryan	0	0	0	0	.000	0	0	0	---	0	0
24 Jackson, Isaiah	0	0	0	0	.000	0	0	0	---	0	0
45 Hanks, Ryan	0	0	0	0	.000	0	0	0	---	0	0
Totals	81	52	26	3	.963	0	1	1	.500	1	0
Opponents	81	40	38	3	.963	1	1	2	.333	0	0

2023 Sun Devil Baseball
Conference statistics for Arizona State (as of May 11, 2023)
(Pac-12 games only Sorted by Batting avg)

Record: 14-9 Home: 8-4 Away: 5-5 Neutral: 1-0 Pac-12: 14-9

Player	avg	gp-gs	ab	r	h	2b	3b	hr	rbi	tb	slg%	bb	hp	so	gdp	ob%	sf	sh	sb-att	po	a	e	fld%
32 Keaschall, Luke	.396	23-23	96	29	38	13	0	12	32	87	.906	7	4	15	2	.458	0	1	8-8	44	59	2	.981
17 Campos, Ryan	.386	15-15	57	15	22	2	0	3	8	33	.579	11	2	6	1	.500	0	0	2-3	102	9	1	.991
3 McClain, Nick	.349	11-11	43	14	15	3	0	6	17	36	.837	9	0	7	1	.453	1	0	0-0	14	2	0	1.000
6 Contrades, Nu'u	.327	23-23	104	21	34	7	0	5	22	56	.538	2	1	26	0	.343	1	0	2-3	13	34	3	.940
18 Tobias, Jacob	.312	23-23	93	13	29	4	1	6	23	53	.570	10	1	22	1	.377	2	0	0-0	169	13	1	.995
7 Hill, Luke	.277	22-22	83	20	23	3	0	3	18	35	.422	10	2	22	1	.365	1	0	0-0	34	57	10	.901
14 Crenshaw, Wyatt	.271	23-22	96	19	26	6	0	7	21	53	.552	5	1	22	1	.308	2	1	1-3	23	0	0	1.000
24 Jackson, Isaiah	.269	22-22	78	17	21	5	0	5	16	41	.526	7	5	26	0	.359	2	1	3-6	52	0	2	.963
11 Vu, Kien	.262	18-17	61	14	16	2	0	1	4	21	.344	7	3	20	0	.366	0	1	2-2	39	2	0	1.000

15 Newman, Trey	.333	7-6	21	5	7	1	0	0	3	8	.381	1	1	5	0	.391	0	2	0-0	35	6	1	.976
8 Weaver, Jonny	.333	2-0	3	0	1	0	0	0	0	1	.333	0	0	1	0	.333	0	0	0-0	0	0	0	.000
41 Balholm, Bronson	.280	7-7	25	6	7	0	0	0	0	7	.280	5	0	3	0	.400	0	0	1-1	65	4	1	.986
26 Cano, Willie	.250	6-6	20	3	5	1	0	0	5	6	.300	4	0	7	0	.360	1	1	0-0	0	0	0	.000
35 Beheler, Reese	.250	2-1	4	2	1	0	0	0	1	1	.250	2	0	1	0	.500	0	0	0-0	0	0	0	.000
2 Varnado, Drake	.167	2-1	6	1	1	0	0	0	1	1	.167	0	0	0	0	.167	0	0	0-0	1	5	0	1.000
21 Rogers, Will	.097	10-8	31	3	3	1	0	1	2	7	.226	1	1	9	2	.152	0	0	0-0	4	1	1	.833
Totals	.303	23	821	182	249	48	1	49	173	446	.543	81	21	192	9	.376	10	7	19-26	606	207	27	.968
Opponents	.285	23	799	172	228	49	1	43	160	408	.511	102	32	203	17	.383	12	8	31-38	600	186	17	.979

LOB - Team (158), Opp (175). DPs turned - Team (21), Opp (12). IBB - Team (1), Keaschall, L 1, Opp (1).

(Pac-12 games only Sorted by Earned run avg)

Player	era	w-l	app	gs	cg	sho	sv	ip	h	r	er	bb	so	2b	3b	hr	b/avg	wp	hp	bk	sfa	sha
29 Stevenson, Owen	3.74	3-1	12	0	0	0/0	4	21.2	18	11	9	8	30	3	0	2	.220	1	3	0	0	0
46 Dunn, Ross	5.45	2-3	8	8	0	0/0	0	38.0	40	34	23	29	55	7	1	4	.270	11	8	0	0	2
40 Giblin, Jonah	8.17	0-1	8	6	0	0/0	0	25.1	33	27	23	10	18	7	0	7	.317	5	1	0	4	1
5 Curtis, Khristian	8.55	2-1	8	8	0	0/0	0	33.2	49	38	32	19	33	11	0	11	.329	2	5	0	2	0

21 Rogers, Will	0.00	0-0	3	0	0	0/0	0	2.2	1	0	0	2	3	1	0	0	.111	0	0	0	0	0
28 Humphres, Austin	0.00	0-0	1	0	0	0/0	0	1.0	1	0	0	1	0	0	0	0	.333	1	0	0	0	0
48 Armbruester, Will	3.00	0-0	2	0	0	0/0	0	3.0	3	1	1	0	1	0	0	1	.273	0	1	0	0	0
9 Pivaroff, Blake	3.86	2-1	13	0	0	0/0	3	14.0	8	6	6	4	10	2	0	3	.167	0	2	0	0	0
37 Lebamoff, Nolan	4.50	1-0	10	0	0	0/0	0	10.0	10	6	5	6	7	4	0	3	.263	1	0	0	0	1
47 Tieding, Matt	5.91	2-1	6	0	0	0/0	0	10.2	13	7	7	2	5	1	0	3	.325	0	2	0	2	2
33 Peery, Brock	6.75	1-0	10	0	0	0/0	0	8.0	9	6	6	4	8	1	0	2	.290	0	5	0	0	1
12 Manning, Timmy	7.64	1-0	8	1	0	0/0	0	17.2	21	15	15	9	22	7	0	2	.304	0	3	0	0	1
31 Hansell, Josh	9.00	0-0	4	0	0	0/0	0	7.0	7	7	7	3	5	1	0	4	.250	1	0	0	0	0
39 Wainscott, Jesse	10.38	0-1	7	0	0	0/0	1	8.2	13	10	10	2	6	4	0	1	.371	4	0	0	4	0
19 Gardner, Dylan	40.50	0-0	2	0	0	0/0	0	0.2	1	3	3	3	0	0	0	0	.333	0	2	0	0	0
10 Bodlovich, Christian	99.00	0-0	1	0	0	0/0	0	0.0	1	1	1	0	0	0	0	0	1.000	0	0	0	0	0
Totals	6.59	14-9	23	23	0	0/0	8	202.0	228	172	148	102	203	49	1	43	.285	26	32	0	12	8
Opponents	7.70	9-14	23	23	0	0/0	5	200.0	249	182	171	81	192	48	1	49	.303	15	21	1	10	7

PB - Team (4), Campos, R. 2, Newman, T. 1, Balholm, B. 1, Opp (3). Pickoffs - Team (2), Manning, T. 1, Campos, R. 1. SBA/ATT - Dunn, R. (14-16), Campos, R. (14-15), Balholm, B. (12-14), Newman, T. (5-7), Curtis, K. (5-5), Stevenson, O (3-4), Giblin, J. (3-4), Manning, T. (0-2), Pivaroff, B. (1-2), Hansell, J. (2-2), Rogers, W. (1-1), Tieding, M. (1-1), Wainscott, J (1-1).

2023 Sun Devil Baseball
Conference statistics for Arizona State (as of May 11, 2023)
(Pac-12 games only Sorted by Fielding pct)

Player	c	po	a	e	fld%	dp	sba	csb	sba%	pb	ci
11 Vu, Kien	41	39	2	0	1.000	0	0	0	---	0	0
14 Crenshaw, Wyatt	23	23	0	0	1.000	0	0	0	---	0	0
3 McClain, Nick	16	14	2	0	1.000	0	0	0	---	0	0
2 Varnado, Drake	6	1	5	0	1.000	0	0	0	---	0	0
29 Stevenson, Owen	4	2	2	0	1.000	0	3	1	.750	0	0
12 Manning, Timmy	3	0	3	0	1.000	0	0	2	.000	0	0
31 Hansell, Josh	1	0	1	0	1.000	0	2	0	1.000	0	0
39 Wainscott, Jesse	1	0	1	0	1.000	0	1	0	1.000	0	0
19 Gardner, Dylan	1	0	1	0	1.000	0	0	0	---	0	0
33 Peery, Brock	1	0	1	0	1.000	0	0	0	---	0	0
18 Tobias, Jacob	183	169	13	1	.995	19	0	0	---	0	0
17 Campos, Ryan	112	102	9	1	.991	0	14	1	.933	2	0
41 Balholm, Bronson	70	65	4	1	.986	1	12	2	.857	1	0
32 Keaschall, Luke	105	44	59	2	.981	15	0	0	---	0	0
15 Newman, Trey	42	35	6	1	.976	1	5	2	.714	1	0
24 Jackson, Isaiah	54	52	0	2	.963	0	0	0	---	0	0
6 Contrades, Nu'u	50	13	34	3	.940	5	0	0	---	0	0
7 Hill, Luke	101	34	57	10	.901	14	0	0	---	0	0
5 Curtis, Khristian	8	6	1	1	.875	0	5	0	1.000	0	0
21 Rogers, Will	6	4	1	1	.833	0	1	0	1.000	0	0
40 Giblin, Jonah	4	1	2	1	.750	0	3	1	.750	0	0
46 Dunn, Ross	6	1	3	2	.667	0	14	2	.875	0	0
37 Lebamoff, Nolan	2	1	0	1	.500	0	0	0	---	0	0
48 Armbruester, Will	0	0	0	0	.000	0	0	0	---	0	0
28 Humphres, Austin	0	0	0	0	.000	0	0	0	---	0	0
10 Bodlovich, Christian	0	0	0	0	.000	0	0	0	---	0	0
47 Tieding, Matt	0	0	0	0	.000	0	1	0	1.000	0	0
9 Pivaroff, Blake	0	0	0	0	.000	0	1	1	.500	0	0
26 Cano, Willie	0	0	0	0	.000	0	0	0	---	0	0
35 Beheler, Reese	0	0	0	0	.000	0	0	0	---	0	0
8 Weaver, Jonny	0	0	0	0	.000	0	0	0	---	0	0
Totals	840	606	207	27	.968	21	31	7	.816	4	0
Opponents	803	600	186	17	.979	12	19	7	.731	3	0

Hitting minimums - 1 Games 2.0 TPA/Game

Pitching minimums - 1 Games 0.9 IP/Game

2023 Sun Devil Baseball
Season Game Highs for Arizona State (as of May 11, 2023)
(Pac-12 games only)

TEAM GAME HIGHS

Batting

At bats:	44	-	at CAL (Apr 02, 2023)
Runs scored:	15	-	at Utah (Mar 18, 2023)
	15	-	at CAL (Apr 02, 2023)
Hits:	19	-	at CAL (Apr 02, 2023)
RBIs:	14	-	at Utah (Mar 18, 2023)
Doubles:	6	-	vs Utah (Mar 17, 2023 at Provo, Utah)
Triples:	1	-	at Washington (Apr 14, 2023)
Home runs:	6	-	at Oregon (4/29/23)
Total bases:	32	-	at Oregon (4/29/23)
Walks:	7	-	(4 times)
Strikeouts:	14	-	vs Stanford (May 05, 2023)
Sac hits:	2	-	vs Arizona (Mar 25, 2023)
Sac flies:	2	-	vs Arizona (Mar 26, 2023)
Stolen bases:	5	-	vs Stanford (May 06, 2023)
Hit by pitch:	3	-	at Utah (Mar 19, 2023)
Caught stealing:	2	-	vs Arizona (Mar 26, 2023)
	2	-	at Washington (Apr 15, 2023)
Runners LOB:	12	-	at CAL (Apr 02, 2023)
Hit into DP:	2	-	at Utah (Mar 18, 2023)
	2	-	at Utah (Mar 19, 2023)

Fielding

Putouts:	27	-	(18 times)
Assists:	17	-	at Oregon (4/30/23)
Errors:	5	-	vs Oregon State (Apr 22, 2023)
Passed balls:	1	-	(4 times)
DPs turned:	3	-	at Oregon (4/30/23)
	3	-	vs Stanford (May 07, 2023)

Pitching

Innings pitched:	9.0	-	(18 times)
Runs allowed:	16	-	at Oregon (4/29/23)
Earned runs:	16	-	at Oregon (4/29/23)
Walks allowed:	9	-	vs Oregon State (Apr 23, 2023)
Strikeouts:	15	-	vs Washington State (Apr 07, 2023)
Hits allowed:	19	-	at Oregon (4/29/23)
Doubles allowed:	7	-	at Oregon (4/29/23)
	7	-	vs Stanford (May 05, 2023)
Triples allowed:	1	-	vs Arizona (Mar 24, 2023)
Homers allowed:	4	-	at Oregon (4/28/23)
	4	-	at Oregon (4/29/23)
	4	-	vs Stanford (May 07, 2023)
Wild pitches:	6	-	at Washington (Apr 14, 2023)
Hit batters:	4	-	vs Utah (Mar 17, 2023 at Provo, Utah)

2023 Sun Devil Baseball
Season Game Highs for Arizona State (as of May 11, 2023)
(Pac-12 games only)

INDIVIDUAL GAME HIGHS

Batting

At bats:	6	- (5 times)
Runs scored:	4	- Contrades, Nu'u at Utah (Mar 18, 2023)
	4	- Keaschall, Luke at Oregon (4/29/23)
Hits:	4	- (4 times)
RBIs:	5	- (4 times)
Doubles:	2	- (7 times)
Triples:	1	- Tobias, Jacob at Washington (Apr 14, 2023)
Home runs:	2	- (7 times)
Total bases:	10	- Keaschall, Luke vs Oregon State (Apr 21, 2023)
	10	- Crenshaw, Wyatt at Oregon (4/29/23)
	10	- Keaschall, Luke at Oregon (4/29/23)
Walks:	3	- Campos, Ryan at Utah (Mar 18, 2023)
	3	- Hill, Luke at Washington (Apr 14, 2023)
Strikeouts:	4	- Contrades, Nu'u at Washington (Apr 14, 2023)
	4	- Contrades, Nu'u vs Oregon State (Apr 21, 2023)
	4	- Hill, Luke at Oregon (4/29/23)
Sac hits:	1	- (7 times)
Sac flies:	2	- Tobias, Jacob vs Arizona (Mar 26, 2023)
Stolen bases:	2	- (4 times)
Hit by pitch:	1	- (21 times)
Caught stealing:	1	- (7 times)
Runners LOB:	6	- Newman, Trey at CAL (Apr 02, 2023)

Fielding

Putouts:	15	- Campos, Ryan vs Washington State (Apr 07, 2023)
Assists:	7	- Hill, Luke at Oregon (4/30/23)
Errors:	3	- Hill, Luke vs Oregon State (Apr 22, 2023)
Passed balls:	1	- (4 times)

Pitching

Innings pitched:	6.0	- Curtis, Khristian vs Washington State (Apr 08, 2023)
Runs allowed:	8	- Dunn, Ross at Washington (Apr 14, 2023)
	8	- Curtis, Khristian at Oregon (4/29/23)
	8	- Curtis, Khristian vs Stanford (May 06, 2023)
Earned runs:	8	- Curtis, Khristian at Oregon (4/29/23)
	8	- Curtis, Khristian vs Stanford (May 06, 2023)
Walks allowed:	6	- Dunn, Ross vs Oregon State (Apr 21, 2023)
Strikeouts:	9	- Curtis, Khristian at CAL (Apr 01, 2023)
	9	- Dunn, Ross vs Washington State (Apr 07, 2023)
	9	- Dunn, Ross at Washington (Apr 14, 2023)
Hits allowed:	9	- Curtis, Khristian at Washington (Apr 15, 2023)
	9	- Curtis, Khristian at Oregon (4/29/23)
Doubles allowed:	5	- Curtis, Khristian at Oregon (4/29/23)
Triples allowed:	1	- Dunn, Ross vs Arizona (Mar 24, 2023)
Homers allowed:	3	- Curtis, Khristian vs Oregon State (Apr 22, 2023)
	3	- Hansell, Josh at Oregon (4/29/23)
	3	- Curtis, Khristian vs Stanford (May 06, 2023)
Wild pitches:	5	- Dunn, Ross at Washington (Apr 14, 2023)

Hit batters: 3 - Dunn, Ross vs Utah (Mar 17, 2023 at Provo, Utah)

2023 Sun Devil Baseball
 Starter Statistics for Arizona State (as of May 11, 2023)
 (Pac-12 games only Sorted by Batting avg)

Record: 14-9 Home: 8-4 Away: 5-5 Neutral: 1-0 Pac-12: 14-9

Player	avg	gp-gs	ab	r	h	2b	3b	hr	rbi	tb	slg%	bb	hp	so	gdp	ob%	sf	sh	sb-att	po	a	e	fld%
32 Keaschall, Luke	.396	23-23	96	29	38	13	0	12	32	87	.906	7	4	15	2	.458	0	1	8-8	44	59	2	.981
17 Campos, Ryan	.386	15-15	57	15	22	2	0	3	8	33	.579	11	2	6	1	.500	0	0	2-3	102	9	1	.991
3 McLain, Nick	.349	11-11	43	14	15	3	0	6	17	36	.837	9	0	7	1	.453	1	0	0-0	14	2	0	1.000
15 Newman, Trey	.333	6-6	21	5	7	1	0	0	3	8	.381	1	1	5	0	.391	0	2	0-0	35	5	1	.976
6 Contrades, Nu'u	.327	23-23	104	21	34	7	0	5	22	56	.538	2	1	26	0	.343	1	0	2-3	13	34	3	.940
18 Tobias, Jacob	.312	23-23	93	13	29	4	1	6	23	53	.570	10	1	22	1	.377	2	0	0-0	169	13	1	.995
41 Balholm, Bronson	.280	7-7	25	6	7	0	0	0	0	7	.280	5	0	3	0	.400	0	0	1-1	65	4	1	.986
7 Hill, Luke	.277	22-22	83	20	23	3	0	3	18	35	.422	10	2	22	1	.365	1	0	0-0	34	57	10	.901
14 Crenshaw, Wyatt	.274	22-22	95	19	26	6	0	7	21	53	.558	5	1	22	1	.311	2	1	1-3	23	0	0	1.000
24 Jackson, Isaiah	.269	22-22	78	17	21	5	0	5	16	41	.526	7	5	26	0	.359	2	1	3-6	52	0	2	.963
11 Vu, Kien	.250	17-17	60	12	15	1	0	1	4	19	.317	7	3	20	0	.357	0	1	2-2	39	2	0	1.000
26 Cano, Willie	.250	6-6	20	3	5	1	0	0	5	6	.300	4	0	7	0	.360	1	1	0-0	0	0	0	.000
2 Varnado, Drake	.200	1-1	5	1	1	0	0	0	1	1	.200	0	0	0	0	.200	0	0	0-0	1	3	0	1.000
21 Rogers, Will	.111	8-8	27	3	3	1	0	1	2	7	.259	1	1	8	2	.172	0	0	0-0	4	1	1	.833
35 Beheler, Reese	.000	1-1	1	1	0	0	0	0	0	0	.000	1	0	1	0	.500	0	0	0-0	0	0	0	.000
Totals	.304	23	808	179	246	47	1	49	172	442	.547	80	21	190	9	.378	10	7	19-26	603	195	25	.970
Opponents	.284	23	781	169	222	48	1	42	152	398	.510	98	30	197	17	.380	11	8	30-36	591	167	16	.979

(Pac-12 games only Sorted by Earned run avg)

Player	era	w-l	app	gs	cg	sho	sv	ip	h	r	er	bb	so	2b	3b	hr	b/avg	wp	hp	bks	sfa	sha
46 Dunn, Ross	5.45	2-3	8	8	0	0/0	0	38.0	40	34	23	29	55	7	1	4	.270	11	8	0	0	2
5 Curtis, Khristian	8.55	2-1	8	8	0	0/0	0	33.2	49	38	32	19	33	11	0	11	.329	2	5	0	2	0
40 Giblin, Jonah	8.86	0-1	6	6	0	0/0	0	21.1	28	24	21	10	17	5	0	7	.322	5	1	0	4	1
12 Manning, Timmy	9.82	0-0	1	1	0	0/0	0	3.2	6	4	4	1	6	4	0	1	.375	0	0	0	0	0
Totals	7.45	4-5	23	23	0	0/0	0	96.2	123	100	80	59	111	27	1	23	.308	18	14	0	6	3
Opponents	7.32	6-8	23	23	0	0/0	0	102.0	132	90	83	37	98	28	1	28	.309	2	7	0	1	3

2023 Sun Devil Baseball
 Starter Statistics for Arizona State (as of May 11, 2023)
 (Pac-12 games only Sorted by Fielding pct)

Player	c	po	a	e	fld%	dp	sba	csb	sba%	pb	ci
11 Vu, Kien	41	39	2	0	1.000	0	0	0	---	0	0
14 Crenshaw, Wyatt	23	23	0	0	1.000	0	0	0	---	0	0
3 McClain, Nick	16	14	2	0	1.000	0	0	0	---	0	0
2 Varnado, Drake	4	1	3	0	1.000	0	0	0	---	0	0
40 Giblin, Jonah	3	1	2	0	1.000	0	3	1	.750	0	0
18 Tobias, Jacob	183	169	13	1	.995	19	0	0	---	0	0
17 Campos, Ryan	112	102	9	1	.991	0	14	1	.933	2	0
41 Balholm, Bronson	70	65	4	1	.986	1	12	2	.857	1	0
32 Keaschall, Luke	105	44	59	2	.981	15	0	0	---	0	0
15 Newman, Trey	41	35	5	1	.976	1	5	1	.833	1	0
24 Jackson, Isaiah	54	52	0	2	.963	0	0	0	---	0	0
6 Contrades, Nu'u	50	13	34	3	.940	5	0	0	---	0	0
7 Hill, Luke	101	34	57	10	.901	14	0	0	---	0	0
5 Curtis, Khristian	8	6	1	1	.875	0	5	0	1.000	0	0
21 Rogers, Will	6	4	1	1	.833	0	0	0	---	0	0
46 Dunn, Ross	6	1	3	2	.667	0	14	2	.875	0	0
12 Manning, Timmy	0	0	0	0	.000	0	0	0	---	0	0
39 Wainscott, Jesse	0	0	0	0	.000	0	0	0	---	0	0
28 Humphres, Austin	0	0	0	0	.000	0	0	0	---	0	0
48 Armbruester, Will	0	0	0	0	.000	0	0	0	---	0	0
8 Weaver, Jonny	0	0	0	0	.000	0	0	0	---	0	0
31 Hansell, Josh	0	0	0	0	.000	0	0	0	---	0	0
10 Bodlovich, Christian	0	0	0	0	.000	0	0	0	---	0	0
19 Gardner, Dylan	0	0	0	0	.000	0	0	0	---	0	0
33 Peery, Brock	0	0	0	0	.000	0	0	0	---	0	0
29 Stevenson, Owen	0	0	0	0	.000	0	0	0	---	0	0
9 Pivaroff, Blake	0	0	0	0	.000	0	0	0	---	0	0
47 Tieding, Matt	0	0	0	0	.000	0	0	0	---	0	0
35 Beheler, Reese	0	0	0	0	.000	0	0	0	---	0	0
26 Cano, Willie	0	0	0	0	.000	0	0	0	---	0	0
37 Lebamoff, Nolan	0	0	0	0	.000	0	0	0	---	0	0
Totals	823	603	195	25	.970	21	30	6	.833	4	0
Opponents	774	591	167	16	.979	12	19	7	.731	3	0

2023 Sun Devil Baseball
Non-Starter Statistics for Arizona State (as of May 11, 2023)
(Pac-12 games only Sorted by Batting avg)

Record: 14-9 Home: 8-4 Away: 5-5 Neutral: 1-0 Pac-12: 14-9

Player	avg	gp-gs	ab	r	h	2b	3b	hr	rbi	tb	slg%	bb	hp	so	gdp	ob%	sf	sh	sb-att	po	a	e	fld%
11 Vu, Kien	1.000	1-0	1	2	1	1	0	0	0	2	2.000	0	0	0	0	1.000	0	0	0-0	0	0	0	.000
8 Weaver, Jonny	.333	2-0	3	0	1	0	0	0	0	1	.333	0	0	1	0	.333	0	0	0-0	0	0	0	.000
35 Beheler, Reese	.333	1-0	3	1	1	0	0	0	1	1	.333	1	0	0	0	.500	0	0	0-0	0	0	0	.000
21 Rogers, Will	.000	2-0	4	0	0	0	0	0	0	0	.000	0	0	1	0	.000	0	0	0-0	0	0	0	.000
2 Varnado, Drake	.000	1-0	1	0	0	0	0	0	0	0	.000	0	0	0	0	.000	0	0	0-0	0	2	0	1.000
14 Crenshaw, Wyatt	.000	1-0	1	0	0	0	0	0	0	0	.000	0	0	0	0	.000	0	0	0-0	0	0	0	.000

15 Newman, Trey	.000	1-0	0	0	0	0	0	0	0	0	.000	0	0	0	0	.000	0	0	0-0	0	1	0	1.000
Totals	.231	23	13	3	3	1	0	0	1	4	.308	1	0	2	0	.286	0	0	0-0	3	12	2	.882
Opponents	.333	23	18	3	6	1	0	1	8	10	.556	4	2	6	0	.480	1	0	1-2	9	19	1	.966

(Pac-12 games only Sorted by Earned run avg)

Player	era	w-l	app	gs	cg	sho	sv	ip	h	r	er	bb	so	2b	3b	hr	b/avg	wp	hp	bk	sfa	sha
21 Rogers, Will	0.00	0-0	3	0	0	0/0	0	2.2	1	0	0	2	3	1	0	0	.111	0	0	0	0	0
28 Humphres, Austin	0.00	0-0	1	0	0	0/0	0	1.0	1	0	0	1	0	0	0	0	.333	1	0	0	0	0
48 Armbruester, Will	3.00	0-0	2	0	0	0/0	0	3.0	3	1	1	0	1	0	0	1	.273	0	1	0	0	0
29 Stevenson, Owen	3.74	3-1	12	0	0	0/0	4	21.2	18	11	9	8	30	3	0	2	.220	1	3	0	0	0
9 Pivaroff, Blake	3.86	2-1	13	0	0	0/0	3	14.0	8	6	6	4	10	2	0	3	.167	0	2	0	0	0
37 Lebamoff, Nolan	4.50	1-0	10	0	0	0/0	0	10.0	10	6	5	6	7	4	0	3	.263	1	0	0	0	1
40 Giblin, Jonah	4.50	0-0	2	0	0	0/0	0	4.0	5	3	2	0	1	2	0	0	.294	0	0	0	0	0
47 Tieding, Matt	5.91	2-1	6	0	0	0/0	0	10.2	13	7	7	2	5	1	0	3	.325	0	2	0	2	2
33 Peery, Brock	6.75	1-0	10	0	0	0/0	0	8.0	9	6	6	4	8	1	0	2	.290	0	5	0	0	1
12 Manning, Timmy	7.07	1-0	7	0	0	0/0	0	14.0	15	11	11	8	16	3	0	1	.283	0	3	0	0	1
31 Hansell, Josh	9.00	0-0	4	0	0	0/0	0	7.0	7	7	7	3	5	1	0	4	.250	1	0	0	0	0
39 Wainscott, Jesse	10.38	0-1	7	0	0	0/0	1	8.2	13	10	10	2	6	4	0	1	.371	4	0	0	4	0
19 Gardner, Dylan	40.50	0-0	2	0	0	0/0	0	0.2	1	3	3	3	0	0	0	0	.333	0	2	0	0	0
10 Bodlovich, Christian	99.00	0-0	1	0	0	0/0	0	0.0	1	1	1	0	0	0	0	0	1.000	0	0	0	0	0
Totals	5.81	10-4	23	0	0	0/0	8	105.1	105	72	68	43	92	22	0	20	.263	8	18	0	6	5
Opponents	8.08	3-6	23	0	0	0/0	5	98.0	117	92	88	44	94	20	0	21	.297	13	14	1	9	4

2023 Sun Devil Baseball
Non-Starter Statistics for Arizona State (as of May 11, 2023)
(Pac-12 games only Sorted by Fielding pct)

Player	c	po	a	e	fld%	dp	sba	csb	sba%	pb	ci
29 Stevenson, Owen	4	2	2	0	1.000	0	3	1	.750	0	0
12 Manning, Timmy	3	0	3	0	1.000	0	0	2	.000	0	0
2 Varnado, Drake	2	0	2	0	1.000	0	0	0	---	0	0
31 Hansell, Josh	1	0	1	0	1.000	0	2	0	1.000	0	0
15 Newman, Trey	1	0	1	0	1.000	0	0	1	.000	0	0
39 Wainscott, Jesse	1	0	1	0	1.000	0	1	0	1.000	0	0
19 Gardner, Dylan	1	0	1	0	1.000	0	0	0	---	0	0
33 Peery, Brock	1	0	1	0	1.000	0	0	0	---	0	0
37 Lebamoff, Nolan	2	1	0	1	.500	0	0	0	---	0	0
40 Giblin, Jonah	1	0	0	1	.000	0	0	0	---	0	0
3 McClain, Nick	0	0	0	0	.000	0	0	0	---	0	0
7 Hill, Luke	0	0	0	0	.000	0	0	0	---	0	0
32 Keaschall, Luke	0	0	0	0	.000	0	0	0	---	0	0
5 Curtis, Khristian	0	0	0	0	.000	0	0	0	---	0	0
17 Campos, Ryan	0	0	0	0	.000	0	0	0	---	0	0
8 Weaver, Jonny	0	0	0	0	.000	0	0	0	---	0	0
11 Vu, Kien	0	0	0	0	.000	0	0	0	---	0	0
48 Armbruester, Will	0	0	0	0	.000	0	0	0	---	0	0
9 Pivaroff, Blake	0	0	0	0	.000	0	1	1	.500	0	0
47 Tieding, Matt	0	0	0	0	.000	0	1	0	1.000	0	0
10 Bodlovich, Christian	0	0	0	0	.000	0	0	0	---	0	0
41 Balholm, Bronson	0	0	0	0	.000	0	0	0	---	0	0
46 Dunn, Ross	0	0	0	0	.000	0	0	0	---	0	0
6 Contrades, Nu'u	0	0	0	0	.000	0	0	0	---	0	0
24 Jackson, Isaiah	0	0	0	0	.000	0	0	0	---	0	0
18 Tobias, Jacob	0	0	0	0	.000	0	0	0	---	0	0
26 Cano, Willie	0	0	0	0	.000	0	0	0	---	0	0
14 Crenshaw, Wyatt	0	0	0	0	.000	0	0	0	---	0	0
35 Beheler, Reese	0	0	0	0	.000	0	0	0	---	0	0
28 Humphres, Austin	0	0	0	0	.000	0	0	0	---	0	0
21 Rogers, Will	0	0	0	0	.000	0	1	0	1.000	0	0
Totals	17	3	12	2	.882	0	1	1	.500	0	0
Opponents	29	9	19	1	.966	0	0	0	---	0	0

2023 Sun Devil Baseball
Individual Game-by-Game for Arizona State (as of May 11, 2023)

#48 Armbruester, Will - 5 appearances (All games)

Date	Opponent	GS	IP	H	R	ER	BB	SO	2B	3B	HR	WP	BK	HBP	IBB	Score	W-L	Sv	ERA	NP
Feb 26	at Mississippi State		0.1	0	0	0	0	0	0	0	0	0	0	0	0	3-16	0-0	0	0.00	2
Mar 12	UC DAVIS		1.0	2	1	1	0	0	1	0	1	0	0	0	0	17-4	0-0	0	6.75	21
Apr 14	at Washington		2.0	2	0	0	0	0	0	0	0	0	0	1	0	3-8	0-0	0	2.70	21
Apr 26	FULLERTON		0.1	0	0	0	0	1	0	0	0	0	0	0	0	8-11	0-0	0	2.45	5
4/28/23	at Oregon		1.0	1	1	1	0	1	0	0	1	0	0	0	0	5-11	0-0	0	3.86	11
Totals		0	4.2	5	2	2	0	2	1	0	2	0	0	1	0	36-50	0-0	0	3.86	-

#41 Balholm, Bronson - 10 games (All games)

Date	Opponent	Pos	AB	R	H	RBI	2B	3B	HR	BB	SB	CS	HBP	SAC	SF	GDP	K	PO	A	E	Avg
Mar 03	UC IRVINE	c	1	0	0	0	0	0	0	0	0	0	0	0	0	0	1	2	0	0	.000
Apr 11	at Grand Canyon	c	1	0	0	0	0	0	0	0	0	0	0	0	0	0	0	2	0	0	.000
Apr 15	at Washington	*c	4	0	1	0	0	0	0	0	0	0	0	0	0	0	0	6	0	0	.167
Apr 21	OREGON STATE	*c	4	2	2	0	0	0	0	1	0	0	0	0	0	0	1	13	1	0	.300
Apr 22	OREGON STATE	*c	3	0	2	0	0	0	0	1	0	0	0	0	0	0	0	10	0	0	.385
Apr 23	OREGON STATE	*c	3	1	1	0	0	0	0	1	0	0	0	0	0	0	0	10	0	1	.375
Apr 26	FULLERTON	*c	5	0	1	1	1	0	0	0	0	0	0	0	0	0	1	8	0	0	.333
4/28/23	at Oregon	*c	3	1	0	0	0	0	0	1	1	0	0	0	0	0	0	9	1	0	.292
4/30/23	at Oregon	*c	4	1	0	0	0	0	0	1	0	0	0	0	0	0	0	5	2	0	.250
May 05	STANFORD	*c	4	1	1	0	0	0	0	0	0	0	0	0	0	0	2	12	0	0	.250
Totals		8gs	32	6	8	1	1	0	0	5	1	0	0	0	0	0	5	77	4	1	.250

On base pct. .351 • Slugging pct. .281

#35 Beheler, Reese - 10 games (All games)

Date	Opponent	Pos	AB	R	H	RBI	2B	3B	HR	BB	SB	CS	HBP	SAC	SF	GDP	K	PO	A	E	Avg
Feb 26	at Mississippi State	ph/1	1	0	1	0	0	0	0	0	0	0	0	0	0	0	0	0	0	0	1.000
Mar 03	UC IRVINE	1b	1	0	1	0	0	0	0	0	0	0	0	0	0	0	0	1	0	0	1.000
Mar 04	UC IRVINE	*dh	3	0	0	0	0	0	0	0	0	0	0	0	0	0	2	0	0	0	.400
Mar 12	UC DAVIS	1b	0	0	0	0	0	0	0	0	0	0	0	0	0	0	0	2	0	0	.400
Mar 22	GRAND CANYON	ph/1	1	0	0	0	0	0	0	0	0	0	0	0	0	0	1	0	0	0	.333
Mar 28	vs UNLV	ph	3	0	0	0	0	0	0	0	0	0	0	0	0	0	0	0	0	0	.222
Apr 02	at CAL	ph/d	3	1	1	1	0	0	0	1	0	0	0	0	0	0	0	0	0	0	.250
Apr 07	WASHINGTON ST	*dh	1	1	0	0	0	0	0	1	0	0	0	0	0	0	1	0	0	0	.231
Apr 19	at Arizona	1b	1	0	0	0	0	0	0	0	0	0	0	0	0	0	0	0	0	0	.214
Apr 26	FULLERTON	ph	0	0	0	0	0	0	0	1	0	0	0	0	0	0	0	0	0	0	.214
Totals		2gs	14	2	3	1	0	0	0	3	0	0	0	0	0	0	4	3	0	0	.214

On base pct. .353 • Slugging pct. .214

#10 Bodlovich, Christian - 11 appearances (All games)

Date	Opponent	GS	IP	H	R	ER	BB	SO	2B	3B	HR	WP	BK	HBP	IBB	Score	W-L	Sv	ERA	NP
Feb 17	SAN DIEGO STAT		0.1	0	0	0	0	0	0	0	0	0	0	0	0	6-5	0-0	0	0.00	4
Feb 19	SAN DIEGO STAT		0.1	0	0	0	0	0	0	0	0	0	0	0	0	1-0	0-0	0	0.00	4
Feb 21	UNLV		1.0	2	0	0	0	0	0	0	0	0	0	0	0	6-3	0-0	0	0.00	12
Feb 25	at Mississippi State		0.1	2	0	0	0	0	0	0	0	0	0	0	0	1-5	0-0	0	0.00	8
Mar 01	NORTH DAKOTA		0.2	1	1	1	0	0	0	0	1	0	0	0	0	10-9	0-0	0	3.38	6
Mar 03	UC IRVINE		0.2	2	2	0	0	1	0	0	1	1	0	0	0	6-16	0-0	0	2.70	16
Mar 11	UC DAVIS		0.0	2	0	0	1	0	0	0	0	0	0	0	0	6-4	0-0	0	2.70	16
Mar 19	at Utah		0.0	1	1	1	0	0	0	0	0	0	0	0	0	6-11	0-0	0	5.40	2
Apr 11	at Grand Canyon		0.2	2	2	2	0	1	1	0	0	0	0	0	0	13-10	0-0	0	9.00	16
Apr 19	at Arizona		1.0	2	1	1	1	0	0	0	1	0	0	0	0	0-20	0-0	0	9.00	17
Apr 26	FULLERTON		0.1	1	0	0	2	0	0	0	0	0	0	0	0	8-11	0-0	0	8.44	15
Totals		0	5.1	15	7	5	4	2	1	0	3	1	0	0	0	63-94	0-0	0	8.44	-

2023 Sun Devil Baseball
Individual Game-by-Game for Arizona State (as of May 11, 2023)

#17 Campos, Ryan - 36 games (All games)

Date	Opponent	Pos	AB	R	H	RBI	2B	3B	HR	BB	SB	CS	HBP	SAC	SF	GDP	K	PO	A	E	Avg
Feb 17	SAN DIEGO STAT	*c	3	2	2	0	1	0	0	2	0	0	0	0	0	0	0	3	0	0	.667
Feb 18	SAN DIEGO STAT	*c	3	0	0	1	0	0	0	0	0	0	0	0	1	1	1	8	1	0	.333
Feb 19	SAN DIEGO STAT	*c	4	0	1	0	0	0	0	0	0	0	0	0	0	0	1	13	0	0	.300
Feb 21	UNLV	*c	4	1	1	1	0	0	1	0	0	0	0	0	0	0	1	8	1	0	.286
Feb 24	at Mississippi State	*c	3	2	1	1	0	0	0	3	0	0	0	0	0	0	0	9	1	0	.294
Feb 25	at Mississippi State	*c	3	0	0	0	0	0	0	1	0	0	0	0	0	0	0	7	0	0	.250
Feb 26	at Mississippi State	*of	3	1	0	0	0	0	0	1	1	0	0	0	0	0	1	2	0	0	.217
Mar 01	NORTH DAKOTA	*c	3	1	1	1	0	0	0	1	1	0	1	0	0	0	0	8	0	0	.231
Mar 03	UC IRVINE	*c	4	2	2	1	0	0	1	0	0	0	0	0	0	0	0	7	2	0	.267
Mar 04	UC IRVINE	*c	4	1	1	0	0	0	0	1	0	0	0	0	0	0	1	7	0	0	.265
Mar 05	UC IRVINE	*c	4	0	2	0	0	0	0	0	0	0	0	0	0	0	0	6	1	1	.289
Mar 07	at Oregon State	*c	4	0	1	0	0	0	0	1	0	0	0	0	0	0	0	5	0	0	.286
Mar 08	at Oregon State	*c	3	0	1	1	0	0	0	1	0	0	0	0	0	0	1	5	1	0	.289
Mar 10	UC DAVIS	*c	4	1	3	0	1	0	0	1	0	0	0	0	0	0	0	11	2	0	.327
Mar 11	UC DAVIS	*c	4	3	3	3	0	0	1	0	0	0	0	0	0	0	0	7	0	0	.358
Mar 12	UC DAVIS	*of	3	3	2	3	0	0	1	1	0	0	0	0	0	0	0	0	0	0	.375
Mar 14	UTAH TECH	*c/of	3	2	2	1	1	0	0	1	0	0	0	0	0	0	0	14	1	0	.390
Mar 17	vs Utah	*c	5	1	3	1	0	0	0	0	0	0	0	0	0	0	1	6	3	0	.406
Mar 18	at Utah	*c	2	2	0	0	0	0	0	3	0	0	1	0	0	0	0	7	2	0	.394
Mar 19	at Utah	*of	4	1	1	2	0	0	0	1	0	0	0	0	0	0	1	0	0	0	.386
Mar 22	GRAND CANYON	*c	4	3	3	0	1	1	0	0	0	0	0	0	0	0	0	7	0	0	.405
Mar 24	ARIZONA	*c	3	2	1	0	1	0	0	0	0	0	1	0	0	0	0	10	1	0	.403
Mar 25	ARIZONA	*of	4	0	1	0	0	0	0	1	0	0	0	0	0	0	1	2	0	0	.395
Mar 26	ARIZONA	*of	3	2	2	1	1	0	1	1	0	0	0	0	0	1	0	0	0	0	.405
Mar 28	vs UNLV	*c	5	1	2	0	0	0	0	0	0	0	0	0	0	0	1	10	1	0	.404
Mar 31	at CAL	*c	5	0	3	1	0	0	0	0	0	1	0	0	0	0	0	12	0	0	.415
Apr 01	at CAL	*c	5	0	2	0	0	0	0	0	0	0	0	0	0	0	0	11	0	0	.414
Apr 02	at CAL	*of	4	2	1	1	0	0	0	2	0	0	0	0	0	0	0	2	0	0	.408
Apr 04	SEATTLE U	*of	4	3	4	0	1	0	0	1	0	0	0	0	0	0	0	3	0	0	.430
Apr 06	WASHINGTON ST	*c	3	0	0	0	0	0	0	1	0	0	0	0	0	0	0	10	1	0	.418
Apr 07	WASHINGTON ST	*c	3	2	1	1	0	0	1	1	0	0	0	0	0	0	0	15	1	1	.416
Apr 08	WASHINGTON ST	*c	4	1	2	1	0	0	1	0	0	0	0	0	0	0	1	13	0	0	.419
Apr 11	at Grand Canyon	*of/c	4	1	1	0	0	0	0	1	0	0	0	0	0	0	1	3	0	0	.413
May 05	STANFORD	*dh	4	0	0	0	0	0	0	0	0	0	0	0	0	0	2	0	0	0	.400
May 06	STANFORD	*c	4	1	2	0	0	0	0	1	2	0	0	0	0	0	0	5	0	0	.403
May 07	STANFORD	*c	4	1	3	0	0	0	0	0	0	0	0	0	0	0	0	9	1	0	.414
Totals		36gs	133	42	55	21	7	1	7	27	4	1	3	0	1	2	14	245	20	2	.414

On base pct. .518 • Slugging pct. .639

#26 Cano, Willie - 18 games (All games)

Date	Opponent	Pos	AB	R	H	RBI	2B	3B	HR	BB	SB	CS	HBP	SAC	SF	GDP	K	PO	A	E	Avg
Feb 26	at Mississippi State	ph	0	0	0	0	0	0	0	1	0	0	0	0	0	0	0	0	0	0	.000
Mar 03	UC IRVINE	ph/3	1	0	0	0	0	0	0	0	0	0	0	0	0	0	0	0	0	0	.000
Mar 08	at Oregon State	*3b	3	1	1	2	0	0	1	1	0	0	0	0	0	0	0	1	0	0	.250
Mar 10	UC DAVIS	*dh	4	0	3	1	0	0	0	0	0	0	0	0	0	1	0	0	0	0	.500
Mar 11	UC DAVIS	*dh	3	0	1	1	0	0	0	0	0	0	0	0	1	0	0	0	0	0	.455
Mar 12	UC DAVIS	*dh	3	1	2	0	1	0	0	2	0	0	0	0	0	0	0	0	0	0	.500
Mar 14	UTAH TECH	*dh	4	0	0	0	0	0	0	0	0	0	0	0	0	1	0	0	0	0	.389
Mar 17	vs Utah	*dh	4	1	0	2	0	0	0	1	0	0	0	0	0	0	0	0	0	0	.318
Mar 18	at Utah	*dh	4	0	1	2	0	0	0	2	0	0	0	0	0	0	2	0	0	0	.308
Mar 22	GRAND CANYON	*dh	4	1	0	1	0	0	0	0	0	0	0	0	0	0	2	0	0	0	.267
Mar 25	ARIZONA	*dh	3	1	1	0	0	0	0	0	0	0	0	1	0	0	1	0	0	0	.273
Mar 31	at CAL	*dh	3	0	2	1	0	0	0	0	0	0	0	0	1	0	1	0	0	0	.306
Apr 01	at CAL	*dh	3	1	1	0	1	0	0	1	0	0	0	0	0	0	2	0	0	0	.308
Apr 04	SEATTLE U	*dh	3	1	0	1	0	0	0	1	0	0	1	0	0	0	1	0	0	0	.286
Apr 19	at Arizona	3b	1	0	0	0	0	0	0	0	0	0	0	0	0	0	0	1	0	0	.279
Apr 25	FULLERTON	*dh	4	0	2	0	1	0	0	1	0	0	0	0	0	0	0	0	0	0	.298
Apr 26	FULLERTON	ph	1	0	0	0	0	0	0	0	0	0	0	0	0	0	0	0	0	0	.292
4/28/23	at Oregon	*dh	3	0	0	0	0	0	0	0	0	0	0	0	0	0	1	0	0	0	.275
Totals		14gs	51	7	14	11	3	0	1	10	0	0	1	1	2	2	10	1	1	0	.275

On base pct. .391 • Slugging pct. .392

2023 Sun Devil Baseball
Individual Game-by-Game for Arizona State (as of May 11, 2023)

#6 Contrades, Nu'u - 45 games (All games)

Date	Opponent	Pos	AB	R	H	RBI	2B	3B	HR	BB	SB	CS	HBP	SAC	SF	GDP	K	PO	A	E	Avg
Feb 17	SAN DIEGO STAT	*3b	3	0	1	0	0	0	0	0	1	0	0	0	0	0	0	0	4	1	.333
Feb 18	SAN DIEGO STAT	*3b	3	1	1	1	0	0	0	0	0	0	0	0	0	0	2	0	0	0	.333
Feb 21	UNLV	*3b	3	0	0	0	0	0	0	1	0	0	0	0	0	0	0	1	1	0	.222
Feb 24	at Mississippi State	*3b	3	3	1	0	0	0	0	2	0	0	0	0	0	0	0	0	3	1	.250
Feb 25	at Mississippi State	*3b	3	0	1	0	0	0	0	0	0	0	0	0	0	0	1	1	3	0	.267
Feb 26	at Mississippi State	*3b	4	0	1	0	0	0	0	0	0	0	0	0	0	0	3	0	2	0	.263
Mar 01	NORTH DAKOTA	*3b	3	0	0	1	0	0	0	0	0	0	0	0	1	0	0	1	1	1	.227
Mar 03	UC IRVINE	*3b	3	0	0	0	0	0	0	0	0	0	0	0	0	1	1	0	2	0	.200
Mar 04	UC IRVINE	*3b	3	2	1	1	0	0	0	1	0	0	0	0	0	0	0	0	0	0	.214
Mar 05	UC IRVINE	*3b	2	0	0	0	0	0	0	0	0	0	1	0	0	0	1	1	1	0	.200
Mar 07	at Oregon State	*3b	4	0	0	0	0	0	0	0	0	0	0	0	0	0	2	0	3	0	.176
Mar 10	UC DAVIS	*3b	3	0	2	0	0	0	0	0	0	0	1	0	0	0	1	0	1	0	.216
Mar 11	UC DAVIS	*3b	3	1	1	0	0	0	0	0	1	0	0	0	0	0	0	2	1	0	.225
Mar 12	UC DAVIS	*3b	4	1	2	4	0	0	1	0	0	0	0	0	1	0	0	0	0	0	.250
Mar 14	UTAH TECH	*3b	4	2	2	1	0	0	1	0	1	0	0	0	0	0	0	0	1	0	.271
Mar 17	vs Utah	*3b	5	1	3	1	2	0	0	0	0	0	0	0	0	0	1	0	1	0	.302
Mar 18	at Utah	*3b	6	4	4	3	0	0	0	0	0	0	0	0	0	0	1	0	0	0	.339
Mar 19	at Utah	*3b	5	1	1	0	0	0	0	0	0	0	0	0	0	0	1	0	5	0	.328
Mar 22	GRAND CANYON	*3b	5	1	2	2	1	0	0	0	1	0	0	0	0	0	1	0	1	1	.333
Mar 24	ARIZONA	*3b	4	0	0	0	0	0	0	0	0	0	0	0	0	0	2	2	1	0	.315
Mar 25	ARIZONA	*3b	5	1	3	5	2	0	1	0	0	0	0	0	0	0	1	0	1	0	.333
Mar 26	ARIZONA	*3b	5	2	4	3	0	0	1	0	0	1	0	0	0	0	1	0	1	0	.361
Mar 28	vs UNLV	*3b	4	1	1	2	0	0	1	1	1	0	0	0	0	0	1	0	0	0	.356
Mar 31	at CAL	*3b	5	1	3	0	0	0	0	0	0	0	0	0	0	0	2	0	0	0	.370
Apr 01	at CAL	*3b	5	1	2	3	0	0	1	0	0	0	0	0	0	0	0	1	2	0	.371
Apr 02	at CAL	*3b	6	2	4	2	1	0	0	0	0	0	0	0	0	0	0	0	1	1	.388
Apr 04	SEATTLE U	*3b	5	3	2	0	0	0	0	1	0	0	0	0	0	0	1	2	1	0	.389
Apr 06	WASHINGTON ST	*3b	4	0	0	0	0	0	0	0	0	0	0	0	0	0	0	0	3	0	.375
Apr 07	WASHINGTON ST	*3b	4	0	0	0	0	0	0	0	0	0	0	0	0	0	0	2	0	0	.362
Apr 08	WASHINGTON ST	*3b	4	1	1	1	0	0	1	0	0	0	0	0	0	0	1	1	0	0	.358
Apr 11	at Grand Canyon	*3b	6	0	1	0	0	0	0	0	0	0	0	0	0	0	3	2	3	0	.349
Apr 14	at Washington	*3b	4	0	0	0	0	0	0	0	0	0	0	0	0	0	4	0	4	0	.338
Apr 15	at Washington	*3b	5	1	1	0	0	0	0	0	0	0	0	0	0	0	0	1	2	0	.333
Apr 19	at Arizona	*3b	3	0	2	0	0	0	0	0	0	0	0	0	0	0	0	0	1	1	.341
Apr 21	OREGON STATE	*3b	5	0	0	0	0	0	0	0	0	0	0	0	0	0	4	1	1	0	.329
Apr 22	OREGON STATE	*3b	4	2	1	0	1	0	0	0	0	0	1	0	0	0	1	0	2	0	.327
Apr 23	OREGON STATE	*3b	4	1	2	0	0	0	0	0	0	0	0	0	0	0	1	0	1	1	.331
Apr 25	FULLERTON	*3b	5	0	0	0	0	0	0	0	0	0	0	0	0	1	1	1	1	0	.321
Apr 26	FULLERTON	*3b	6	0	3	2	1	0	0	0	1	1	0	0	0	0	0	1	5	0	.327
4/28/23	at Oregon	*3b	4	0	2	0	0	0	0	0	0	0	0	0	0	0	1	1	0	0	.331
4/29/23	at Oregon	*3b	5	0	0	0	0	0	0	0	0	0	0	0	0	0	1	0	1	0	.322
4/30/23	at Oregon	*3b	3	1	1	3	0	0	1	1	0	0	0	0	1	0	0	1	2	0	.322
May 05	STANFORD	*3b	4	1	1	1	1	0	0	0	0	0	0	0	0	0	2	1	2	0	.320
May 06	STANFORD	*3b	4	1	1	0	0	0	0	1	2	0	0	0	0	0	2	1	0	1	.319
May 07	STANFORD	*3b	4	0	0	0	0	0	0	0	0	0	0	0	0	0	0	1	4	0	.312
Totals			45gs	186	36	58	36	9	0	8	8	2	3	0	3	2	44	25	69	8	.312

On base pct. .345 • Slugging pct. .489

2023 Sun Devil Baseball
Individual Game-by-Game for Arizona State (as of May 11, 2023)

#14 Crenshaw, Wyatt - 46 games (All games)

Date	Opponent	Pos	AB	R	H	RBI	2B	3B	HR	BB	SB	CS	HBP	SAC	SF	GDP	K	PO	A	E	Avg
Feb 17	SAN DIEGO STAT	*of	3	0	2	1	1	0	0	0	0	0	0	0	1	0	0	3	0	0	.667
Feb 18	SAN DIEGO STAT	*of	3	1	2	0	1	0	0	0	0	0	0	0	0	0	0	1	0	0	.667
Feb 19	SAN DIEGO STAT	*of	4	0	2	0	1	0	0	0	0	0	0	0	0	0	1	0	0	0	.600
Feb 21	UNLV	*of	4	2	2	2	1	0	1	0	1	0	0	0	0	0	1	4	0	0	.571
Feb 24	at Mississippi State	*of	5	3	3	2	0	0	1	1	0	0	0	0	0	0	1	2	0	0	.579
Feb 25	at Mississippi State	*of	4	0	1	0	0	0	0	0	0	0	0	0	0	0	1	0	0	0	.522
Feb 26	at Mississippi State	*of	4	0	1	0	0	0	0	0	0	0	0	0	0	0	1	3	0	0	.481
Mar 01	NORTH DAKOTA	*of	4	1	2	2	0	1	0	0	0	0	0	1	0	0	1	1	0	0	.484
Mar 03	UC IRVINE	*of	5	0	0	0	0	0	0	0	0	0	0	0	0	0	1	1	0	0	.417
Mar 04	UC IRVINE	*of	4	0	1	2	1	0	0	1	0	0	0	0	0	0	2	0	0	0	.400
Mar 05	UC IRVINE	*of	4	1	1	0	0	0	0	0	0	0	0	0	0	0	1	0	0	0	.386
Mar 07	at Oregon State	*of	4	1	1	0	0	0	0	1	0	0	0	0	0	0	0	3	0	0	.375
Mar 08	at Oregon State	*dh	5	1	1	0	1	0	0	0	0	0	0	0	0	1	2	0	0	0	.358
Mar 10	UC DAVIS	*of	4	1	1	1	0	0	0	0	1	0	0	0	1	0	1	1	0	0	.351
Mar 11	UC DAVIS	*of	3	1	1	0	0	0	0	1	0	0	0	0	0	0	1	1	0	0	.350
Mar 12	UC DAVIS	*of	4	2	1	0	1	0	0	1	0	0	0	0	0	0	0	1	0	0	.344
Mar 14	UTAH TECH	*of	3	1	0	0	0	0	0	1	1	0	0	0	0	0	1	1	0	0	.328
Mar 17	vs Utah	*of	6	0	0	1	0	0	0	0	0	0	0	0	0	0	3	4	0	0	.301
Mar 18	at Utah	*of	5	2	3	3	2	0	1	0	0	0	0	0	0	0	0	1	0	0	.321
Mar 19	at Utah	*dh	4	1	1	2	0	0	1	0	0	0	0	0	1	0	1	0	0	0	.317
Mar 22	GRAND CANYON	*of	5	0	1	1	0	0	0	0	0	0	0	0	0	0	1	2	0	0	.310
Mar 24	ARIZONA	*of	4	0	2	0	0	0	0	0	0	1	0	0	0	0	0	2	0	0	.319
Mar 25	ARIZONA	*of	4	1	0	0	0	0	0	0	0	0	1	0	0	0	1	1	0	0	.305
Mar 26	ARIZONA	*dh	5	1	1	1	0	0	1	0	0	0	0	0	0	0	1	0	0	0	.300
Mar 28	vs UNLV	*of	5	1	2	0	1	0	0	0	0	0	0	0	0	0	2	0	0	0	.305
Mar 31	at CAL	*of	5	1	1	0	0	0	0	0	0	0	0	0	0	0	2	1	0	0	.300
Apr 01	at CAL	*of	5	1	2	1	0	0	0	0	0	0	0	0	0	0	2	1	0	0	.304
Apr 02	at CAL	*of	5	2	2	2	0	0	0	1	0	0	0	0	0	0	1	2	0	0	.308
Apr 04	SEATTLE U	*of	4	0	0	0	0	0	0	0	0	0	0	0	0	0	3	1	0	0	.298
Apr 06	WASHINGTON ST	*of	2	1	1	0	1	0	0	1	0	0	0	1	0	0	0	1	0	0	.302
Apr 07	WASHINGTON ST	*of	4	0	1	2	0	0	0	0	0	0	0	0	0	0	1	2	0	0	.300
Apr 08	WASHINGTON ST	*of	4	0	0	0	0	0	0	0	0	0	0	0	0	0	0	6	0	0	.291
Apr 11	at Grand Canyon	*dh	5	2	2	0	1	0	0	0	0	0	0	0	0	0	0	0	0	0	.295
Apr 14	at Washington	*dh	4	1	2	2	0	0	1	0	0	0	0	0	0	0	1	0	0	0	.301
Apr 15	at Washington	*dh	5	1	3	0	1	0	0	0	0	1	0	0	0	0	0	0	0	0	.311
Apr 19	at Arizona	*of	3	0	1	0	1	0	0	0	0	0	1	0	0	0	0	1	0	0	.311
Apr 21	OREGON STATE	*of	4	1	0	1	0	0	0	1	0	0	0	0	0	0	2	1	0	0	.303
Apr 22	OREGON STATE	*dh	5	0	0	0	0	0	0	0	0	0	0	0	0	0	2	0	0	0	.294
Apr 23	OREGON STATE	*dh	3	1	2	2	1	0	0	0	0	0	0	0	1	0	0	0	0	0	.301
Apr 26	FULLERTON	*of	4	1	0	0	0	0	0	1	0	0	0	0	0	0	2	3	0	0	.293
4/28/23	at Oregon	of	1	0	0	0	0	0	0	0	0	0	0	0	0	0	0	0	0	0	.292
4/29/23	at Oregon	*dh	5	3	3	2	1	0	2	0	0	0	0	0	0	1	0	0	0	0	.301
4/30/23	at Oregon	*dh	4	1	1	0	0	0	0	1	0	0	0	0	0	0	1	0	0	0	.299
May 05	STANFORD	*of	4	0	0	1	0	0	0	0	0	0	0	0	0	0	2	1	0	0	.293
May 06	STANFORD	*dh	4	0	0	0	0	0	0	1	1	0	0	0	0	0	0	0	0	0	.286
May 07	STANFORD	*dh	4	1	1	1	0	0	1	0	0	0	0	0	0	0	2	0	0	0	.286
Totals		45gs	189	38	54	32	16	1	9	12	4	2	2	2	4	2	45	52	0	0	.286

On base pct. .329 • Slugging pct. .524

#5 Curtis, Khristian - 12 appearances (All games)

Date	Opponent	GS	IP	H	R	ER	BB	SO	2B	3B	HR	WP	BK	HBP	IBB	Score	W-L	Sv	ERA	NP
Feb 18	SAN DIEGO STAT	*	5.0	2	0	0	3	6	1	0	0	0	0	0	0	5-3	1-0	0	0.00	72
Feb 25	at Mississippi State	*	3.2	4	5	5	5	4	0	0	0	2	0	0	0	1-5	1-1	0	5.19	81
Mar 04	UC IRVINE	*	4.2	7	6	5	2	2	2	1	0	1	0	2	0	9-10	1-2	0	6.75	91
Mar 11	UC DAVIS	*	5.2	2	3	3	2	5	2	0	0	0	0	1	0	6-4	2-2	0	6.16	64
Mar 18	at Utah	*	2.0	4	5	5	3	1	1	0	0	1	0	1	0	15-9	2-2	0	7.71	59
Mar 25	ARIZONA	*	5.0	6	3	3	2	5	1	0	0	1	0	1	0	7-4	2-2	0	7.27	82
Apr 01	at CAL	*	5.1	4	3	2	3	9	0	0	1	0	0	0	0	4-5	2-2	0	6.61	87
Apr 08	WASHINGTON ST	*	6.0	4	1	1	1	8	1	0	1	0	0	0	0	4-1	3-2	0	5.79	85
Apr 15	at Washington	*	5.0	9	4	3	1	3	0	0	2	0	0	0	0	8-6	4-2	0	5.74	85
Apr 22	OREGON STATE	*	4.1	5	6	2	5	5	2	0	3	0	0	0	0	11-7	4-2	0	5.59	99
4/29/23	at Oregon	*	3.0	9	8	8	3	1	5	0	1	0	0	2	0	10-16	4-3	0	6.70	77
May 06	STANFORD	*	3.0	8	8	8	1	1	1	0	3	0	0	1	0	11-12	4-3	0	7.69	63
Totals		12	52.2	64	52	45	31	50	16	1	11	5	0	8	0	91-82	4-3	0	7.69	-

2023 Sun Devil Baseball
Individual Game-by-Game for Arizona State (as of May 11, 2023)

#46 Dunn, Ross - 13 appearances (All games)

Date	Opponent	GS	IP	H	R	ER	BB	SO	2B	3B	HR	WP	BK	HBP	IBB	Score	W-L	Sv	ERA	NP
Feb 17	SAN DIEGO STAT	*	2.2	2	0	0	1	2	1	0	0	1	0	0	0	6-5	0-0	0	0.00	47
Feb 24	at Mississippi State	*	3.2	2	0	0	1	4	1	0	0	0	0	1	0	13-4	1-0	0	0.00	56
Mar 03	UC IRVINE	*	2.2	6	9	5	3	5	0	1	1	0	0	0	0	6-16	1-1	0	5.00	86
Mar 10	UC DAVIS	*	6.0	2	1	1	2	8	0	0	0	0	0	1	0	7-1	2-1	0	3.60	84
Mar 17	vs Utah	*	5.1	3	4	0	1	7	0	0	1	0	0	3	0	9-7	3-1	0	2.66	94
Mar 24	ARIZONA	*	4.2	7	3	3	4	6	0	1	0	0	0	1	0	6-5	3-1	0	3.24	103
Mar 31	at CAL	*	5.1	3	1	1	2	8	0	0	0	1	0	1	0	4-1	4-1	0	2.97	91
Apr 07	WASHINGTON ST	*	4.2	5	2	2	5	9	2	0	0	2	0	0	0	6-2	4-1	0	3.09	105
Apr 14	at Washington	*	4.0	5	8	4	5	9	0	0	0	5	0	0	0	3-8	4-2	0	3.69	98
Apr 21	OREGON STATE	*	4.0	5	7	6	6	8	2	0	1	0	0	0	0	11-13	4-3	0	4.60	103
Apr 26	FULLERTON	*	2.0	1	0	0	1	1	1	0	0	0	0	1	0	8-11	4-3	0	4.40	37
4/30/23	at Oregon	*	5.0	6	5	3	2	2	1	0	1	0	0	2	0	9-6	4-3	0	4.50	82
May 07	STANFORD	*	5.0	6	4	4	4	6	2	0	1	3	0	1	0	4-9	4-4	0	4.75	96
Totals		13	55.0	53	44	29	37	75	10	2	5	12	0	11	0	92-88	4-4	0	4.75	-

#19 Gardner, Dylan - 8 appearances (All games)

Date	Opponent	GS	IP	H	R	ER	BB	SO	2B	3B	HR	WP	BK	HBP	IBB	Score	W-L	Sv	ERA	NP
Feb 25	at Mississippi State		0.2	0	0	0	0	1	0	0	0	0	0	0	0	1-5	0-0	0	0.00	10
Mar 01	NORTH DAKOTA		0.2	0	1	1	0	0	0	0	0	0	0	1	0	10-9	0-0	0	6.75	13
Mar 05	UC IRVINE		0.2	1	0	0	1	0	0	0	0	0	0	0	0	2-7	0-0	0	4.50	11
Mar 08	at Oregon State		0.1	0	0	0	2	0	0	0	0	0	0	0	0	4-7	0-0	0	3.86	11
Mar 14	UTAH TECH		1.0	0	0	0	0	3	0	0	0	0	0	0	0	9-1	0-0	0	2.70	17
Mar 19	at Utah		0.1	1	3	3	1	0	0	0	0	0	0	1	0	6-11	0-0	0	9.82	13
Apr 04	SEATTLE U		1.2	3	3	3	2	0	1	0	0	1	0	0	0	11-6	0-0	0	11.81	24
Apr 14	at Washington		0.1	0	0	0	2	0	0	0	0	0	0	1	0	3-8	0-0	0	11.12	15
Totals		0	5.2	5	7	7	8	4	1	0	0	1	0	3	0	46-54	0-0	0	11.12	-

#40 Giblin, Jonah - 16 appearances (All games)

Date	Opponent	GS	IP	H	R	ER	BB	SO	2B	3B	HR	WP	BK	HBP	IBB	Score	W-L	Sv	ERA	NP
Feb 19	SAN DIEGO STAT		0.2	1	0	0	0	1	1	0	0	1	0	0	0	1-0	0-0	0	0.00	11
Feb 21	UNLV		0.1	1	0	0	0	0	0	0	0	0	0	0	0	6-3	0-0	0	0.00	7
Feb 24	at Mississippi State		2.0	1	0	0	1	2	0	0	0	0	0	0	0	13-4	0-0	0	0.00	37
Mar 01	NORTH DAKOTA		1.0	1	1	1	0	2	0	0	0	0	0	1	0	10-9	0-0	0	2.25	15
Mar 05	UC IRVINE		4.2	3	2	2	2	4	1	0	0	0	0	0	0	2-7	0-0	0	3.12	53
Mar 08	at Oregon State		3.0	2	1	1	1	2	0	0	0	1	0	0	0	4-7	0-0	0	3.09	40
Mar 12	UC DAVIS	*	5.0	4	0	0	0	3	1	0	0	0	0	0	0	17-4	1-0	0	2.16	62
Mar 19	at Utah	*	5.0	4	2	2	3	3	0	0	1	1	0	0	0	6-11	1-0	0	2.49	74
Mar 26	ARIZONA	*	4.2	4	3	3	2	4	1	0	1	0	0	0	0	10-6	1-0	0	3.08	87
Apr 02	at CAL	*	3.0	4	5	3	2	1	1	0	1	3	0	0	0	15-10	1-0	0	3.68	56
Apr 06	WASHINGTON ST	*	2.0	4	3	3	0	0	1	0	0	0	0	1	0	6-5	1-0	0	4.31	43
Apr 19	at Arizona		1.0	2	1	1	0	1	2	0	0	0	0	0	0	0-20	1-0	0	4.45	14
Apr 23	OREGON STATE	*	3.0	5	5	4	2	4	1	0	2	0	0	0	0	12-10	1-0	0	5.09	63
4/28/23	at Oregon	*	3.2	7	6	6	1	5	1	0	2	1	0	0	0	5-11	1-1	0	6.00	69
May 05	STANFORD		1.0	0	0	0	0	0	0	0	0	0	0	0	0	6-8	1-1	0	5.85	5
May 06	STANFORD		3.0	5	3	2	0	1	2	0	0	0	0	0	0	11-12	1-1	0	5.86	59
Totals		7	43.0	48	32	28	14	33	12	0	7	7	0	2	0	124-12	1-1	0	5.86	-

#45 Hanks, Ryan - 1 appearance (All games)

Date	Opponent	GS	IP	H	R	ER	BB	SO	2B	3B	HR	WP	BK	HBP	IBB	Score	W-L	Sv	ERA	NP
Feb 26	at Mississippi State		0.1	1	0	0	1	1	1	0	0	1	0	0	0	3-16	0-0	0	0.00	18
Totals		0	0.1	1	0	0	1	1	1	0	0	1	0	0	0	3-16	0-0	0	0.00	-

2023 Sun Devil Baseball
Individual Game-by-Game for Arizona State (as of May 11, 2023)

#31 Hansell, Josh - 14 appearances (All games)

Date	Opponent	GS	IP	H	R	ER	BB	SO	2B	3B	HR	WP	BK	HBP	IBB	Score	W-L	Sv	ERA	NP
Feb 21	UNLV	*	3.0	1	0	0	1	3	0	0	0	1	0	1	0	6-3	0-0	0	0.00	53
Mar 01	NORTH DAKOTA	*	2.1	5	5	4	0	3	1	0	2	0	0	0	0	10-9	0-0	0	6.75	48
Mar 10	UC DAVIS		2.0	1	0	0	1	3	0	0	0	0	0	0	0	7-1	0-0	0	4.91	42
Mar 14	UTAH TECH		1.0	0	0	0	0	0	0	0	0	0	0	0	0	9-1	0-0	0	4.32	9
Mar 22	GRAND CANYON		2.0	2	0	0	1	3	1	0	0	0	0	0	0	11-1	1-0	0	3.48	33
Mar 28	vs UNLV	*	3.0	2	1	1	1	4	1	1	0	2	0	0	0	6-2	1-0	0	3.38	54
Apr 02	at CAL		2.1	2	2	2	0	0	0	0	1	0	0	0	0	15-10	1-0	0	4.02	30
Apr 04	SEATTLE U		1.0	2	0	0	0	0	0	0	0	0	0	0	0	11-6	2-0	0	3.78	11
Apr 11	at Grand Canyon		1.0	0	0	0	2	0	0	0	0	1	0	0	0	13-10	2-0	0	3.57	21
Apr 19	at Arizona		0.1	0	2	2	2	0	0	0	0	0	0	0	0	0-20	2-0	0	4.50	15
Apr 23	OREGON STATE		1.1	1	2	2	3	1	1	0	0	1	0	0	0	12-10	2-0	0	5.12	36
Apr 26	FULLERTON		2.1	8	7	7	1	2	2	0	2	1	0	0	0	8-11	2-0	0	7.48	55
4/29/23	at Oregon		2.1	4	3	3	0	4	0	0	3	0	0	0	0	10-16	2-0	0	7.88	45
May 06	STANFORD		1.0	0	0	0	0	0	0	0	0	0	0	0	0	11-12	2-0	0	7.56	13
Totals		3	25.0	28	22	21	12	23	6	1	8	6	0	1	0	129-11	2-0	0	7.56	-

#7 Hill, Luke - 46 games (All games)

Date	Opponent	Pos	AB	R	H	RBI	2B	3B	HR	BB	SB	CS	HBP	SAC	SF	GDP	K	PO	A	E	Avg
Feb 17	SAN DIEGO STAT	*ss	3	0	2	1	1	0	0	1	0	0	0	0	0	0	1	1	3	0	.667
Feb 18	SAN DIEGO STAT	*ss	2	0	0	1	0	0	0	0	0	0	0	0	1	1	0	3	3	0	.400
Feb 19	SAN DIEGO STAT	*ss	3	1	2	0	1	0	0	0	0	0	0	0	0	0	0	1	6	0	.500
Feb 21	UNLV	*ss	3	0	3	1	1	0	0	1	1	1	0	0	0	0	0	2	2	0	.636
Feb 24	at Mississippi State	*ss	4	1	2	0	0	0	0	1	0	0	0	0	0	0	0	3	2	0	.600
Feb 25	at Mississippi State	*ss	4	0	1	1	0	0	0	0	1	0	0	0	0	0	1	1	3	0	.526
Feb 26	at Mississippi State	*ss	4	1	2	1	0	0	1	0	0	0	0	0	0	0	0	0	1	0	.522
Mar 01	NORTH DAKOTA	*ss	4	1	1	1	0	0	0	0	0	0	0	0	0	0	1	1	2	0	.481
Mar 03	UC IRVINE	*ss	4	1	3	0	1	0	0	0	0	0	0	0	0	0	0	0	2	1	.516
Mar 04	UC IRVINE	*ss	2	1	0	0	0	0	0	2	0	0	0	0	0	0	1	5	2	0	.485
Mar 05	UC IRVINE	*ss	4	0	1	0	0	0	0	0	0	0	0	0	0	0	0	1	5	0	.459
Mar 07	at Oregon State	*ss	5	1	1	1	0	0	0	0	0	0	0	0	0	0	2	0	2	0	.429
Mar 08	at Oregon State	*ss	4	1	1	0	1	0	0	1	0	0	0	0	0	0	1	2	2	0	.413
Mar 10	UC DAVIS	*ss	5	1	2	1	0	0	0	0	0	0	0	0	0	0	0	1	2	0	.412
Mar 11	UC DAVIS	*ss	4	1	1	0	0	0	0	0	0	0	0	0	0	0	0	1	4	0	.400
Mar 12	UC DAVIS	*ss	5	4	3	3	3	0	0	1	0	0	0	0	0	0	1	3	3	0	.417
Mar 14	UTAH TECH	*ss	3	2	1	1	0	0	0	1	0	0	0	0	0	0	0	0	0	1	.413
Mar 17	vs Utah	*ss	2	2	1	0	1	0	0	2	0	0	0	0	0	0	0	0	1	2	.415
Mar 19	at Utah	*ss	4	0	0	0	0	0	0	0	0	0	0	0	0	0	3	1	4	0	.391
Mar 22	GRAND CANYON	*ss	5	1	1	0	0	0	0	0	0	0	0	0	0	0	0	2	5	0	.378
Mar 24	ARIZONA	*ss	4	0	0	0	0	0	0	0	0	0	0	0	0	0	3	2	2	0	.359
Mar 25	ARIZONA	*ss	3	1	2	0	0	0	0	1	0	0	0	0	0	0	0	3	3	1	.370
Mar 26	ARIZONA	*ss	4	1	1	0	0	0	0	0	0	0	0	0	0	0	1	2	4	0	.365
Mar 28	vs UNLV	*ss	3	1	1	0	0	0	0	1	0	0	0	0	0	0	1	2	4	0	.364
Mar 31	at CAL	*ss	3	1	0	0	0	0	0	2	0	0	0	0	0	0	1	2	2	0	.352
Apr 01	at CAL	*ss	4	0	0	0	0	0	0	0	0	0	0	0	0	0	2	0	1	1	.337
Apr 02	at CAL	*ss	4	1	1	2	0	0	0	0	0	0	1	0	1	0	0	3	5	0	.333
Apr 04	SEATTLE U	*ss	3	0	1	3	0	0	0	0	1	0	1	0	1	0	2	2	2	0	.333
Apr 06	WASHINGTON ST	*ss	4	2	3	3	0	0	1	0	0	0	0	0	0	0	0	2	1	0	.349
Apr 07	WASHINGTON ST	*ss	3	1	1	0	0	0	0	1	0	0	0	0	0	1	1	1	2	0	.349
Apr 08	WASHINGTON ST	*ss	3	0	1	0	0	0	0	0	0	0	0	0	0	0	0	0	4	0	.348
Apr 11	at Grand Canyon	*ss	5	1	2	5	0	0	1	0	0	1	0	0	0	0	1	1	3	0	.350
Apr 14	at Washington	*ss	1	1	0	0	0	0	0	3	0	0	0	0	0	0	1	1	2	0	.347
Apr 15	at Washington	*ss	5	1	2	0	0	0	0	0	0	0	0	0	0	0	2	0	4	1	.350
Apr 19	at Arizona	*ss	3	0	0	0	0	0	0	0	0	0	0	0	0	0	1	0	2	1	.341
Apr 21	OREGON STATE	*ss	5	1	2	1	0	0	0	0	0	0	0	0	0	0	0	1	3	0	.344
Apr 22	OREGON STATE	*ss	5	2	2	2	0	0	0	0	0	0	0	0	0	0	0	1	1	3	.346
Apr 23	OREGON STATE	*ss	4	2	1	2	1	0	0	1	0	0	0	0	0	0	1	2	2	0	.343
Apr 25	FULLERTON	*ss	4	2	2	3	0	0	1	0	0	0	1	0	0	0	0	2	0	0	.347
Apr 26	FULLERTON	*ss	4	0	2	0	0	0	0	2	0	0	0	0	0	0	0	3	4	0	.351
4/28/23	at Oregon	*ss	4	0	1	1	0	0	0	0	0	0	0	0	0	0	1	3	1	0	.349
4/29/23	at Oregon	*ss	4	0	0	0	0	0	0	0	0	0	0	0	0	0	4	5	2	0	.340
4/30/23	at Oregon	*ss	4	2	2	3	1	0	1	0	0	0	1	0	0	0	0	4	7	1	.344
May 05	STANFORD	*ss	4	0	1	0	0	0	0	0	0	0	0	0	0	0	0	1	1	0	.341
May 06	STANFORD	*ss	5	2	1	4	0	0	1	0	0	0	0	0	0	0	1	0	3	1	.337
May 07	STANFORD	*ss	4	0	1	0	0	0	0	0	0	0	0	0	0	0	1	0	2	0	.335
Totals		46gs	173	41	58	41	11	0	6	21	3	2	4	0	3	2	35	69	123	13	.335

On base pct. .413 • Slugging pct. .503

2023 Sun Devil Baseball
Individual Game-by-Game for Arizona State (as of May 11, 2023)

#28 Humphres, Austin - 8 appearances (All games)

Date	Opponent	GS	IP	H	R	ER	BB	SO	2B	3B	HR	WP	BK	HBP	IBB	Score	W-L	Sv	ERA	NP
Feb 25	at Mississippi State		0.1	0	0	0	0	1	0	0	0	0	0	0	0	1-5	0-0	0	0.00	6
Mar 03	UC IRVINE		1.0	2	1	1	0	1	1	0	0	0	0	1	0	6-16	0-0	0	6.75	25
Mar 12	UC DAVIS		1.0	3	3	3	0	2	1	0	1	0	0	1	0	17-4	0-0	0	15.43	21
Apr 04	SEATTLE U		0.0	0	0	0	1	0	0	0	0	0	0	0	0	11-6	0-0	0	15.43	6
Apr 14	at Washington		1.0	1	0	0	1	0	0	0	0	1	0	0	0	3-8	0-0	0	10.80	13
Apr 19	at Arizona		1.0	2	3	1	0	0	0	0	0	1	0	2	0	0-20	0-0	0	10.38	22
Apr 25	FULLERTON		1.0	1	0	0	0	1	0	0	0	0	0	0	0	9-1	0-0	0	8.44	10
Apr 26	FULLERTON		0.2	0	0	0	0	0	0	0	0	0	0	0	0	8-11	0-0	0	7.50	10
Totals		0	6.0	9	7	5	2	5	2	0	1	2	0	4	0	55-71	0-0	0	7.50	-

#24 Jackson, Isaiah - 45 games (All games)

Date	Opponent	Pos	AB	R	H	RBI	2B	3B	HR	BB	SB	CS	HBP	SAC	SF	GDP	K	PO	A	E	Avg
Feb 17	SAN DIEGO STAT	*of	2	1	0	0	0	0	0	0	0	0	1	1	0	0	1	2	1	0	.000
Feb 18	SAN DIEGO STAT	*of	2	2	1	1	0	0	1	0	0	0	1	0	0	0	0	2	0	0	.250
Feb 19	SAN DIEGO STAT	*of	3	0	1	0	0	0	0	0	0	0	0	0	0	0	1	2	0	0	.286
Feb 24	at Mississippi State	*of	6	0	0	0	0	0	0	0	0	0	0	0	0	0	5	2	0	0	.154
Feb 25	at Mississippi State	*of	2	0	0	0	0	0	0	0	0	0	0	0	0	0	2	3	0	0	.133
Feb 26	at Mississippi State	ph	1	0	0	0	0	0	0	0	0	0	0	0	0	0	1	0	0	0	.125
Mar 01	NORTH DAKOTA	*of	2	1	2	0	0	0	0	2	1	0	0	0	0	0	0	3	0	0	.222
Mar 03	UC IRVINE	*of	3	1	2	2	0	0	1	0	0	0	0	0	1	0	0	2	0	0	.286
Mar 04	UC IRVINE	*of	2	1	0	1	0	0	0	0	0	0	1	0	1	1	1	3	0	0	.261
Mar 05	UC IRVINE	*of	4	0	1	0	1	0	0	0	0	0	0	0	0	0	0	1	2	0	.259
Mar 07	at Oregon State	*of	4	0	1	1	1	0	0	0	0	0	0	0	0	0	2	2	0	0	.258
Mar 08	at Oregon State	*of	4	0	0	0	0	0	0	0	0	0	0	0	0	0	2	3	0	0	.229
Mar 10	UC DAVIS	*of	4	0	1	0	0	0	0	0	0	0	0	0	0	0	0	5	0	0	.231
Mar 11	UC DAVIS	*of	4	0	0	0	0	0	0	0	0	1	0	0	0	0	1	1	0	0	.209
Mar 12	UC DAVIS	*of	4	0	1	1	0	0	0	0	0	0	0	0	0	0	2	2	0	0	.213
Mar 14	UTAH TECH	*of	4	0	0	0	0	0	0	0	0	0	0	0	0	0	2	1	0	0	.196
Mar 17	vs Utah	*of	4	1	1	0	1	0	0	0	0	0	1	0	0	0	2	1	0	0	.200
Mar 18	at Utah	*of	3	2	2	1	0	0	0	1	1	0	0	0	1	0	0	2	0	0	.224
Mar 19	at Utah	*of	3	0	0	0	0	0	0	0	0	0	1	0	0	0	1	1	0	0	.213
Mar 22	GRAND CANYON	*of	4	1	1	1	0	0	0	0	0	0	0	0	0	0	2	1	0	0	.215
Mar 24	ARIZONA	*of	3	0	0	0	0	0	0	0	0	0	0	0	0	0	2	3	0	1	.206
Mar 25	ARIZONA	*of	4	2	2	1	1	0	0	0	1	0	0	0	0	0	2	5	0	0	.222
Mar 26	ARIZONA	*of	4	0	2	1	1	0	0	0	0	1	0	0	0	0	0	5	0	0	.237
Mar 28	vs UNLV	*of	3	0	1	1	0	0	0	0	0	0	0	0	1	0	1	4	0	0	.241
Mar 31	at CAL	*of	4	0	0	0	0	0	0	0	0	0	0	0	0	0	1	4	0	0	.229
Apr 01	at CAL	*of	4	0	0	0	0	0	0	0	0	0	0	0	0	0	2	2	0	0	.218
Apr 04	SEATTLE U	ph/of	2	1	2	2	0	0	1	0	0	1	0	0	0	0	0	0	0	0	.236
Apr 06	WASHINGTON ST	*of	3	0	0	1	0	0	0	0	0	0	0	0	1	0	1	2	0	0	.228
Apr 07	WASHINGTON ST	*of	2	1	1	2	0	0	1	1	1	0	1	0	0	0	1	0	0	0	.234
Apr 08	WASHINGTON ST	*of	1	1	0	0	0	0	0	1	0	0	1	0	0	0	0	1	0	1	.232
Apr 11	at Grand Canyon	*of	4	2	2	1	2	0	0	1	0	0	0	0	0	0	1	4	0	0	.242
Apr 14	at Washington	*of	3	0	0	0	0	0	0	0	0	0	1	0	0	0	2	2	0	0	.235
Apr 15	at Washington	*of	3	1	2	2	0	0	1	1	0	1	0	0	0	0	0	5	0	0	.248
Apr 19	at Arizona	*of	2	0	0	0	0	0	0	1	0	0	0	0	0	1	1	2	0	0	.243
Apr 21	OREGON STATE	*of	3	1	0	0	0	0	0	2	0	0	0	0	0	0	2	3	0	0	.236
Apr 22	OREGON STATE	*of	4	3	2	5	0	0	2	0	0	0	1	0	0	0	2	0	0	0	.246
Apr 23	OREGON STATE	*of	5	1	1	0	0	0	0	0	0	0	0	0	0	0	0	2	0	0	.244
Apr 25	FULLERTON	*of	5	1	1	0	0	0	0	0	0	0	0	0	0	0	0	3	0	0	.242
Apr 26	FULLERTON	*of	4	1	0	0	0	0	0	1	0	0	1	0	0	0	0	4	0	0	.234
4/28/23	at Oregon	*of	3	1	0	0	0	0	0	1	0	0	0	0	0	0	1	3	0	0	.229
4/29/23	at Oregon	*of	4	0	1	0	0	0	0	0	0	0	0	0	0	0	0	4	0	0	.230
4/30/23	at Oregon	*of	5	0	2	0	0	0	0	0	0	0	0	0	0	0	1	0	0	0	.236
May 05	STANFORD	*of	4	1	2	2	0	0	1	0	0	0	0	0	0	0	2	2	0	0	.243
May 06	STANFORD	*of	5	2	2	1	2	0	0	0	0	0	0	0	0	0	2	3	0	0	.248
May 07	STANFORD	*of	4	0	1	0	0	0	0	0	0	1	0	0	0	0	2	2	0	0	.248
Totals		43gs	153	29	38	27	9	0	8	12	4	5	9	2	5	2	52	105	1	2	.248

On base pct. .330 • Slugging pct. .464

2023 Sun Devil Baseball
Individual Game-by-Game for Arizona State (as of May 11, 2023)

#32 Keaschall, Luke - 47 games (All games)

Date	Opponent	Pos	AB	R	H	RBI	2B	3B	HR	BB	SB	CS	HBP	SAC	SF	GDP	K	PO	A	E	Avg
Feb 17	SAN DIEGO STAT	*2b	4	0	1	1	0	1	0	0	0	0	1	0	0	0	0	7	5	0	.250
Feb 18	SAN DIEGO STAT	*2b	2	1	1	1	0	0	1	1	0	0	1	0	0	0	1	1	2	0	.333
Feb 19	SAN DIEGO STAT	*2b	4	0	0	0	0	0	0	0	0	0	0	0	0	0	1	2	0	0	.200
Feb 21	UNLV	*2b	5	1	1	0	1	0	0	0	0	0	0	0	0	0	1	0	3	0	.200
Feb 24	at Mississippi State	*2b	5	3	2	2	0	0	1	0	0	0	1	0	0	0	1	3	4	1	.250
Feb 25	at Mississippi State	*2b	3	0	1	0	0	0	0	0	0	0	1	0	0	0	1	0	3	0	.261
Feb 26	at Mississippi State	*2b	2	0	0	0	0	0	0	2	1	0	0	0	0	0	0	3	1	0	.240
Mar 01	NORTH DAKOTA	*2b	3	0	0	0	0	0	0	2	1	0	0	0	0	0	1	4	2	0	.214
Mar 03	UC IRVINE	*2b	5	0	2	1	0	0	0	0	1	0	0	0	0	0	1	1	2	1	.242
Mar 04	UC IRVINE	*2b	3	2	0	0	0	0	0	2	0	0	0	0	0	0	0	1	6	1	.222
Mar 05	UC IRVINE	*2b	4	0	0	0	0	0	0	0	0	0	0	0	0	0	1	4	6	0	.200
Mar 07	at Oregon State	*2b	4	0	1	2	0	0	0	0	1	0	0	0	0	0	1	0	4	1	.205
Mar 08	at Oregon State	*2b	3	0	1	0	0	0	0	1	0	0	0	0	0	0	0	0	3	0	.213
Mar 10	UC DAVIS	*2b	5	1	2	0	0	0	0	0	0	1	0	0	0	0	0	0	3	0	.231
Mar 11	UC DAVIS	*2b	3	0	1	0	1	0	0	1	0	0	0	0	0	0	0	0	4	0	.236
Mar 12	UC DAVIS	*2b	5	2	3	3	2	0	0	1	0	0	0	0	0	0	0	2	1	0	.267
Mar 14	UTAH TECH	*2b	3	2	1	3	0	0	1	1	0	0	0	0	0	0	0	2	5	0	.270
Mar 17	vs Utah	*2b	4	3	3	3	1	0	1	1	0	0	0	0	0	0	1	1	4	0	.299
Mar 18	at Utah	*2b	5	2	4	4	1	0	1	0	1	0	1	0	0	0	0	2	2	0	.333
Mar 19	at Utah	*2b	4	1	2	1	1	0	0	0	1	0	1	0	0	1	0	1	4	0	.342
Mar 22	GRAND CANYON	*2b	5	2	2	1	2	0	0	0	1	0	0	0	0	0	0	7	1	0	.346
Mar 24	ARIZONA	*2b	4	3	2	5	0	0	2	0	0	0	0	0	0	0	1	1	1	0	.353
Mar 25	ARIZONA	*2b	3	0	0	0	0	0	0	2	1	0	0	0	0	0	1	4	3	0	.341
Mar 26	ARIZONA	*2b	4	0	2	0	0	0	0	0	0	0	0	0	0	0	0	5	1	0	.348
Mar 28	vs UNLV	*2b	4	1	0	0	0	0	0	0	0	0	1	0	0	0	1	0	3	0	.333
Mar 31	at CAL	*2b	5	0	2	0	0	0	0	0	0	0	0	0	0	0	3	0	2	0	.337
Apr 01	at CAL	*2b	5	0	0	0	0	0	0	0	0	0	0	0	0	0	2	2	1	0	.321
Apr 02	at CAL	*2b	6	3	3	2	1	0	0	0	2	0	0	0	0	0	0	1	2	0	.330
Apr 04	SEATTLE U	*2b	3	2	2	1	1	0	0	2	0	0	0	0	0	0	0	2	2	1	.339
Apr 06	WASHINGTON ST	*2b	4	1	1	0	1	0	0	0	0	0	0	0	0	0	0	0	3	0	.336
Apr 07	WASHINGTON ST	*2b	4	1	2	0	0	0	0	0	2	0	0	0	0	0	0	1	2	0	.341
Apr 08	WASHINGTON ST	*2b	4	0	1	0	0	0	0	0	0	0	0	0	0	0	1	0	1	0	.339
Apr 11	at Grand Canyon	*2b	3	2	2	1	1	0	0	1	1	0	1	0	0	0	1	2	1	0	.346
Apr 14	at Washington	*2b	4	0	0	0	0	0	0	0	0	0	0	0	0	0	1	5	6	0	.336
Apr 15	at Washington	*2b	4	2	2	2	2	0	0	0	0	0	1	0	0	0	1	1	3	0	.341
Apr 19	at Arizona	*2b	3	0	1	0	0	0	0	0	0	0	0	0	0	0	0	2	1	0	.340
Apr 21	OREGON STATE	*2b	5	3	3	3	1	0	2	0	0	0	0	0	0	0	0	0	1	0	.349
Apr 22	OREGON STATE	*2b	5	0	2	2	2	0	0	0	0	0	0	0	0	0	0	3	5	1	.351
Apr 23	OREGON STATE	*2b	4	1	2	3	1	0	1	1	1	0	0	0	0	1	0	1	1	0	.355
Apr 25	FULLERTON	*2b	5	2	5	2	2	0	1	0	0	0	0	0	0	0	0	3	2	1	.375
Apr 26	FULLERTON	*2b	5	2	1	0	0	0	0	0	2	0	1	0	0	1	0	4	2	0	.370
4/28/23	at Oregon	*2b	3	0	0	0	0	0	0	0	0	0	1	0	0	0	2	1	2	0	.363
4/29/23	at Oregon	*2b	3	4	3	3	1	0	2	1	0	0	1	0	0	0	0	1	3	0	.374
4/30/23	at Oregon	*2b	5	1	2	2	1	0	1	0	0	0	0	0	0	0	0	4	3	1	.375
May 05	STANFORD	*2b	4	1	0	0	0	0	0	0	0	0	0	0	0	0	1	3	3	0	.367
May 06	STANFORD	*2b	4	2	2	2	0	0	2	1	0	0	0	0	0	0	0	4	3	0	.370
May 07	STANFORD	*2b	3	1	0	0	0	0	0	1	0	0	0	0	0	0	1	3	3	0	.364
Totals		47gs	187	52	68	50	23	1	16	21	16	1	11	1	0	3	26	94	125	8	.364

On base pct. .457 • Slugging pct. .754

2023 Sun Devil Baseball Individual Game-by-Game for Arizona State (as of May 11, 2023)

#37 Lebamoff, Nolan - 23 appearances (All games)

Date	Opponent	GS	IP	H	R	ER	BB	SO	2B	3B	HR	WP	BK	HBP	IBB	Score	W-L	Sv	ERA	NP
Feb 17	SAN DIEGO STAT		0.1	1	2	2	2	0	0	0	0	0	0	0	0	6-5	0-0	0	54.00	19
Feb 21	UNLV		1.0	2	1	1	0	2	1	0	0	0	0	0	0	6-3	0-0	0	20.25	22
Feb 26	at Mississippi State		0.2	1	0	0	0	1	0	0	0	0	0	0	0	3-16	0-0	0	13.50	10
Mar 01	NORTH DAKOTA		0.2	0	0	0	0	0	0	0	0	0	0	0	0	10-9	1-0	0	10.12	6
Mar 04	UC IRVINE		1.0	0	0	0	2	1	0	0	0	0	0	0	0	9-10	1-0	0	7.36	24
Mar 07	at Oregon State		0.2	0	0	0	2	0	0	0	0	0	0	0	0	4-8	1-0	0	6.23	19
Mar 12	UC DAVIS		1.0	0	0	0	0	1	0	0	0	0	0	0	0	17-4	1-0	0	5.06	9
Mar 17	vs Utah		0.2	0	0	0	0	0	0	0	0	0	0	0	0	9-7	1-0	0	4.50	10
Mar 18	at Utah		0.1	0	0	0	0	0	0	0	0	0	0	0	0	15-9	1-0	0	4.26	2
Mar 22	GRAND CANYON		1.0	0	0	0	1	0	0	0	0	0	0	0	0	11-1	1-0	0	3.68	18
Mar 25	ARIZONA		1.0	0	0	0	0	1	0	0	0	0	0	0	0	7-4	2-0	0	3.24	10
Mar 28	vs UNLV		2.0	0	0	0	1	3	0	0	0	0	0	0	0	6-2	3-0	0	2.61	37
Mar 31	at CAL		1.0	0	0	0	1	0	0	0	0	0	0	0	0	4-1	3-0	0	2.38	15
Apr 01	at CAL		0.1	0	0	0	0	0	0	0	0	0	0	0	0	4-5	3-0	0	2.31	2
Apr 04	SEATTLE U		1.1	0	1	0	2	2	0	0	0	0	0	0	0	11-6	3-0	0	2.08	41
Apr 07	WASHINGTON ST		0.1	0	0	0	1	0	0	0	0	0	0	0	0	6-2	3-0	0	2.03	7
Apr 11	at Grand Canyon		0.2	3	0	0	0	0	0	0	0	0	0	0	0	13-10	3-0	0	1.93	17
Apr 19	at Arizona		0.2	3	2	2	1	0	1	0	0	0	0	0	0	0-20	3-0	0	3.07	20
Apr 21	OREGON STATE		2.0	2	1	1	2	3	0	0	1	1	0	0	0	11-13	3-0	0	3.24	44
Apr 25	FULLERTON		1.2	1	0	0	1	1	0	0	0	0	0	0	0	9-1	3-0	0	2.95	30
4/28/23	at Oregon		2.1	5	4	3	2	1	3	0	1	0	0	0	0	5-11	3-0	0	3.92	38
May 06	STANFORD		1.0	1	0	0	0	2	1	0	0	0	0	0	0	11-12	3-0	0	3.74	13
May 07	STANFORD		1.0	2	1	1	0	0	0	0	1	0	0	0	0	4-9	3-0	0	3.97	12
Totals		0	22.2	21	12	10	18	18	6	0	3	1	0	0	0	181-16	3-0	0	3.97	-

#25 Long, Ethan - 12 games (All games)

Date	Opponent	Pos	AB	R	H	RBI	2B	3B	HR	BB	SB	CS	HBP	SAC	SF	GDP	K	PO	A	E	Avg
Feb 17	SAN DIEGO STAT	*1b	3	0	0	0	0	0	0	2	0	0	0	0	0	0	1	9	0	1	.000
Feb 18	SAN DIEGO STAT	*1b	3	0	0	0	0	0	0	1	0	0	0	0	0	0	1	8	1	0	.000
Feb 19	SAN DIEGO STAT	*1b	3	0	1	0	0	0	0	0	0	0	1	0	0	0	1	8	0	0	.111
Feb 21	UNLV	*1b	2	2	2	1	0	0	1	2	0	0	0	0	0	0	0	8	1	1	.273
Feb 24	at Mississippi State	*1b	1	1	0	2	0	0	0	3	0	0	0	0	0	0	0	2	0	0	.250
Feb 25	at Mississippi State	*dh	3	1	1	0	0	0	0	0	0	0	1	0	0	0	0	0	0	0	.267
Feb 26	at Mississippi State	*dh	4	1	2	1	0	0	1	0	0	0	0	0	0	0	2	0	0	0	.316
Mar 01	NORTH DAKOTA	*dh	4	2	1	2	0	0	1	0	0	0	1	0	0	1	0	0	0	0	.304
Mar 03	UC IRVINE	*1b	4	0	1	0	0	0	0	0	0	0	0	0	0	0	1	12	0	0	.296
Mar 04	UC IRVINE	*of	5	1	2	3	0	0	0	0	0	0	0	0	0	0	0	3	0	0	.312
Mar 05	UC IRVINE	*1b	4	0	0	0	0	0	0	0	0	0	0	0	0	1	11	0	0	0	.278
Mar 07	at Oregon State	*1b	1	0	0	0	0	0	0	0	0	0	0	0	0	0	1	1	0	0	.270
Totals		12gs	37	8	10	9	0	0	3	8	0	0	3	0	0	3	7	62	2	2	.270

On base pct. .438 • Slugging pct. .514

#12 Manning, Timmy - 17 appearances (All games)

Date	Opponent	GS	IP	H	R	ER	BB	SO	2B	3B	HR	WP	BK	HBP	IBB	Score	W-L	Sv	ERA	NP
Feb 19	SAN DIEGO STAT	*	5.2	2	0	0	1	6	1	0	0	0	0	1	0	1-0	0-0	0	0.00	81
Feb 26	at Mississippi State	*	3.0	6	6	6	2	3	0	0	0	1	0	0	0	3-16	0-1	0	6.23	61
Mar 05	UC IRVINE	*	0.1	3	4	4	2	0	1	0	0	0	0	1	0	2-7	0-2	0	10.00	29
Mar 07	at Oregon State		2.2	1	2	2	2	2	0	0	0	1	0	0	1	4-8	0-2	0	9.26	42
Mar 14	UTAH TECH		2.0	3	0	0	0	5	0	0	0	0	0	0	0	9-1	0-2	0	7.90	30
Mar 18	at Utah		1.2	4	4	4	3	2	1	0	0	0	0	1	0	15-9	0-2	0	9.39	47
Mar 22	GRAND CANYON		1.0	0	0	0	0	1	0	0	0	0	0	0	0	11-1	0-2	0	8.82	19
Mar 26	ARIZONA		2.1	0	0	0	1	3	0	0	0	0	0	0	0	10-6	1-2	0	7.71	23
Apr 01	at CAL		1.2	1	1	1	0	1	0	0	0	0	0	0	0	4-5	1-2	0	7.52	17
Apr 02	at CAL		0.1	1	0	0	0	0	0	0	0	0	0	0	0	15-10	1-2	0	7.40	8
Apr 06	WASHINGTON ST		4.1	2	1	1	1	6	0	0	1	0	0	1	0	6-5	1-2	0	6.48	67
Apr 11	at Grand Canyon		3.0	4	3	3	0	3	2	0	0	0	0	0	0	13-10	1-2	0	6.75	46
Apr 19	at Arizona	*	1.0	5	6	6	1	2	2	0	2	1	0	0	0	0-20	1-3	0	8.38	36
Apr 22	OREGON STATE		2.0	3	1	1	2	3	0	0	0	0	0	0	0	11-7	1-3	0	8.13	44
Apr 25	FULLERTON	*	3.0	0	0	0	0	4	0	0	0	0	0	0	0	9-1	1-3	0	7.41	35
4/29/23	at Oregon		1.2	4	4	4	1	1	2	0	0	0	0	1	0	10-16	1-3	0	8.07	32
May 05	STANFORD	*	3.2	6	4	4	1	6	4	0	1	0	0	0	0	6-8	1-3	0	8.24	64
Totals		6	39.1	45	36	36	17	48	13	0	4	3	0	5	1	129-13	1-3	0	8.24	-

2023 Sun Devil Baseball
Individual Game-by-Game for Arizona State (as of May 11, 2023)

#3 McClain, Nick - 15 games (All games)

Date	Opponent	Pos	AB	R	H	RBI	2B	3B	HR	BB	SB	CS	HBP	SAC	SF	GDP	K	PO	A	E	Avg
Apr 11	at Grand Canyon	*of	6	2	3	4	0	0	1	0	0	0	0	0	0	0	0	2	1	0	.500
Apr 14	at Washington	*of	4	1	1	1	0	0	1	0	0	0	0	0	0	0	2	0	0	0	.400
Apr 15	at Washington	*of	4	1	1	0	0	0	0	1	0	0	0	0	0	1	1	4	0	0	.357
Apr 19	at Arizona	*of	4	0	1	0	0	0	0	0	0	0	0	0	0	0	1	7	0	0	.333
Apr 21	OREGON STATE	*of	4	2	2	5	0	0	1	1	0	0	0	0	0	0	0	1	0	0	.364
Apr 22	OREGON STATE	*of	4	1	1	0	0	0	0	1	0	0	0	0	0	0	0	2	0	0	.346
Apr 23	OREGON STATE	*of	3	2	2	3	2	0	0	2	0	0	0	0	0	0	0	3	0	0	.379
Apr 25	FULLERTON	*of	5	2	3	0	1	0	0	0	0	0	0	0	0	0	2	2	0	0	.412
Apr 26	FULLERTON	*of	4	2	2	0	0	0	0	2	0	0	0	0	0	1	1	0	0	0	.421
4/28/23	at Oregon	*of	3	2	2	2	0	0	2	1	0	0	0	0	0	0	0	0	1	0	.439
4/29/23	at Oregon	*of	5	1	1	2	0	0	1	0	0	0	0	0	0	0	1	0	0	0	.413
4/30/23	at Oregon	*of	4	1	0	0	0	0	0	1	0	0	0	0	0	0	0	0	0	0	.380
May 05	STANFORD	*of	5	1	2	2	1	0	1	0	0	0	0	0	0	0	2	1	1	0	.382
May 06	STANFORD	*of	4	1	2	2	0	0	0	0	0	0	0	0	1	0	0	2	0	0	.390
May 07	STANFORD	*of	3	1	1	0	0	0	0	2	0	0	0	0	0	0	1	1	0	0	.387
Totals		15gs	62	20	24	21	4	0	7	11	0	0	0	0	1	2	11	25	3	0	.387

On base pct. .473 • Slugging pct. .790

#15 Newman, Trey - 15 games (All games)

Date	Opponent	Pos	AB	R	H	RBI	2B	3B	HR	BB	SB	CS	HBP	SAC	SF	GDP	K	PO	A	E	Avg
Feb 26	at Mississippi State	*c	4	0	1	0	0	0	0	0	0	0	0	0	0	0	1	9	0	0	.250
Mar 12	UC DAVIS	*c	5	1	2	0	0	0	0	0	0	0	0	0	0	0	1	6	2	0	.333
Mar 14	UTAH TECH	c	0	0	0	0	0	0	0	0	0	0	0	0	0	0	0	1	0	0	.333
Mar 19	at Utah	*c	4	1	3	0	0	0	0	0	0	0	0	0	0	0	0	4	0	0	.462
Mar 22	GRAND CANYON	ph/c	1	0	1	0	0	0	0	0	0	0	0	0	0	0	0	1	0	0	.500
Mar 25	ARIZONA	*c	3	1	1	1	1	0	0	0	0	0	0	1	0	0	2	8	0	0	.471
Mar 26	ARIZONA	*c	4	1	1	1	0	0	0	0	0	0	0	0	0	0	2	5	2	0	.429
Apr 02	at CAL	*c	5	1	2	1	0	0	0	0	0	0	0	1	0	0	1	3	0	0	.423
Apr 04	SEATTLE U	*c	5	0	0	0	0	0	0	0	0	0	0	0	0	0	1	7	0	0	.355
Apr 11	at Grand Canyon	*c	2	0	0	0	0	0	0	0	0	0	0	0	0	0	1	3	1	0	.333
Apr 14	at Washington	*c	3	0	0	0	0	0	0	0	0	0	0	0	0	0	0	7	2	1	.306
Apr 19	at Arizona	*c	3	0	0	0	0	0	0	0	0	0	0	0	0	0	1	5	1	0	.282
Apr 23	OREGON STATE	c	0	0	0	0	0	0	0	0	0	0	0	0	0	0	0	0	1	0	.282
Apr 25	FULLERTON	*c	4	1	1	1	0	0	0	1	0	0	0	0	0	0	0	10	0	0	.279
4/29/23	at Oregon	*c	2	1	0	0	0	0	0	1	0	0	1	0	0	0	0	8	1	0	.267
Totals		12gs	45	7	12	4	1	0	0	2	0	0	1	2	0	0	10	77	10	1	.267

On base pct. .312 • Slugging pct. .289

2023 Sun Devil Baseball
Individual Game-by-Game for Arizona State (as of May 11, 2023)

#33 Peery, Brock - 24 appearances (All games)

Date	Opponent	GS	IP	H	R	ER	BB	SO	2B	3B	HR	WP	BK	HBP	IBB	Score	W-L	Sv	ERA	NP
Feb 17	SAN DIEGO STAT		0.1	0	0	0	0	1	0	0	0	0	0	0	0	6-5	1-0	0	0.00	4
Feb 18	SAN DIEGO STAT		0.1	1	0	0	0	1	0	0	0	0	0	0	0	5-3	1-0	1	0.00	7
Feb 21	UNLV		0.2	0	0	0	0	1	0	0	0	0	0	0	0	6-3	1-0	2	0.00	12
Feb 24	at Mississippi State		0.1	0	0	0	1	1	0	0	0	0	0	0	0	13-4	1-0	2	0.00	10
Mar 01	NORTH DAKOTA		1.0	0	0	0	1	2	0	0	0	0	0	1	0	10-9	1-0	2	0.00	22
Mar 04	UC IRVINE		0.1	1	0	0	0	1	0	0	0	0	0	2	0	9-10	1-0	2	0.00	13
Mar 05	UC IRVINE		1.0	0	0	0	1	1	0	0	0	0	0	0	0	2-7	1-0	2	0.00	18
Mar 08	at Oregon State		0.2	0	0	0	0	1	0	0	0	0	0	0	0	4-7	1-0	2	0.00	18
Mar 11	UC DAVIS		0.2	1	0	0	0	0	0	0	0	0	0	0	0	6-4	1-0	2	0.00	10
Mar 14	UTAH TECH		1.0	0	0	0	0	1	0	0	0	0	0	1	0	9-1	1-0	2	0.00	15
Mar 17	vs Utah		1.0	1	1	1	1	1	0	0	0	0	0	1	0	9-7	1-0	2	1.23	19
Mar 19	at Utah		0.0	0	0	0	0	0	0	0	0	0	0	2	0	6-11	1-0	2	1.23	8
Apr 02	at CAL		0.2	0	0	0	0	0	0	0	0	0	0	0	0	15-10	1-0	2	1.12	6
Apr 04	SEATTLE U		1.0	0	0	0	1	0	0	0	0	0	0	0	0	11-6	1-0	2	1.00	15
Apr 06	WASHINGTON ST		1.0	1	0	0	0	1	1	0	0	0	0	1	0	6-5	2-0	2	0.90	18
Apr 11	at Grand Canyon		0.1	1	0	0	0	0	1	0	0	0	0	0	0	13-10	3-0	2	0.87	11
Apr 14	at Washington		0.2	0	0	0	0	0	0	0	0	0	0	0	0	3-8	3-0	2	0.82	5
Apr 15	at Washington		0.2	1	0	0	0	1	0	0	0	0	0	0	0	8-6	3-0	2	0.77	19
Apr 19	at Arizona		1.0	2	1	1	0	2	0	0	0	0	0	1	0	0-20	3-0	2	1.42	17
Apr 21	OREGON STATE		1.0	0	0	0	0	1	0	0	0	0	0	0	0	11-13	3-0	2	1.32	16
Apr 23	OREGON STATE		0.2	3	3	3	1	0	0	0	1	0	0	0	0	12-10	3-0	2	3.14	21
Apr 26	FULLERTON		2.0	3	1	1	1	3	1	0	1	0	0	0	1	8-11	3-0	2	3.31	45
4/29/23	at Oregon		1.0	2	1	1	0	2	0	0	0	0	0	0	0	10-16	3-0	2	3.63	15
May 05	STANFORD		1.1	1	1	1	2	2	0	0	1	0	0	1	0	6-8	3-0	2	3.86	32
Totals		0	18.2	18	8	8	9	23	3	0	3	0	0	10	1	188-19	3-0	2	3.86	-

#9 Pivaroff, Blake - 23 appearances (All games)

Date	Opponent	GS	IP	H	R	ER	BB	SO	2B	3B	HR	WP	BK	HBP	IBB	Score	W-L	Sv	ERA	NP
Feb 18	SAN DIEGO STAT		1.2	3	3	3	0	1	0	0	0	0	0	1	0	5-3	0-0	0	16.20	35
Feb 21	UNLV		1.0	2	2	2	1	2	1	0	0	0	0	0	0	6-3	0-0	0	16.88	23
Feb 26	at Mississippi State		1.0	0	0	0	0	2	0	0	0	0	0	0	0	3-16	0-0	0	12.27	13
Mar 01	NORTH DAKOTA		2.0	1	0	0	0	1	0	0	0	0	0	0	0	10-9	0-0	0	7.94	23
Mar 05	UC IRVINE		1.1	1	0	0	0	1	0	0	0	0	0	0	0	2-7	0-0	0	6.43	19
Mar 07	at Oregon State		1.1	2	3	2	3	2	0	0	0	0	0	0	0	4-8	0-1	0	7.56	43
Mar 10	UC DAVIS		1.0	1	0	0	0	1	1	0	0	0	0	1	0	7-1	0-1	0	6.75	12
Mar 17	vs Utah		1.0	1	1	1	0	1	0	0	0	0	0	0	0	9-7	0-1	0	6.97	16
Mar 19	at Utah		1.0	0	0	0	0	0	0	0	0	0	0	0	0	6-11	0-1	0	6.35	9
Mar 24	ARIZONA		1.0	1	1	1	0	2	0	0	1	0	0	0	0	6-5	0-1	1	6.57	17
Mar 26	ARIZONA		1.0	0	0	0	0	0	0	0	0	0	0	0	0	10-6	0-1	1	6.08	6
Mar 28	vs UNLV		1.0	1	0	0	0	1	0	0	0	0	0	0	0	6-2	0-1	1	5.65	16
Mar 31	at CAL		1.0	0	0	0	0	0	0	0	0	0	0	0	0	4-1	0-1	1	5.28	16
Apr 02	at CAL		0.2	1	1	1	1	0	0	0	1	0	0	0	0	15-10	1-1	1	5.62	16
Apr 07	WASHINGTON ST		1.1	1	0	0	1	1	0	0	0	0	0	0	0	6-2	2-1	1	5.19	23
Apr 08	WASHINGTON ST		0.1	0	0	0	0	1	0	0	0	0	0	1	0	4-1	2-1	1	5.09	11
Apr 11	at Grand Canyon		1.0	0	0	0	0	2	0	0	0	0	0	0	0	13-10	2-1	1	4.82	11
Apr 15	at Washington		1.1	0	0	0	0	0	0	0	0	0	0	0	0	8-6	2-1	1	4.50	13
Apr 22	OREGON STATE		1.2	0	0	0	0	2	0	0	0	0	0	0	0	11-7	2-1	1	4.15	20
Apr 23	OREGON STATE		1.0	1	0	0	1	0	0	0	0	0	0	0	0	12-10	2-1	2	3.97	12
Apr 26	FULLERTON		1.0	1	0	0	0	0	0	0	0	0	0	0	0	8-11	2-1	2	3.80	13
4/30/23	at Oregon		1.0	0	0	0	1	1	0	0	0	0	0	0	0	9-6	2-1	3	3.65	15
May 05	STANFORD		1.2	3	3	3	0	2	2	0	1	0	0	1	0	6-8	2-2	3	4.44	27
Totals		0	26.1	20	14	13	8	23	4	0	3	0	0	4	0	170-15	2-2	3	4.44	-

2023 Sun Devil Baseball
Individual Game-by-Game for Arizona State (as of May 11, 2023)

#21 Rogers, Will - 28 games (All games)

Date	Opponent	Pos	AB	R	H	RBI	2B	3B	HR	BB	SB	CS	HBP	SAC	SF	GDP	K	PO	A	E	Avg
Feb 17	SAN DIEGO STAT	*of	5	2	3	2	0	0	1	0	1	0	0	0	0	1	1	2	0	0	.600
Feb 18	SAN DIEGO STAT	*of	4	0	0	0	0	0	0	0	0	0	0	0	0	0	1	1	0	0	.333
Feb 19	SAN DIEGO STAT	*of	2	0	0	0	0	0	0	1	0	0	0	0	0	0	2	0	0	0	.273
Feb 21	UNLV	*of	3	0	1	1	0	0	0	0	0	0	0	0	1	0	0	3	0	0	.286
Feb 24	at Mississippi State	*of	5	0	1	1	0	0	0	0	0	0	0	0	1	0	2	0	0	0	.263
Feb 25	at Mississippi State	*of	4	0	0	0	0	0	0	0	0	0	0	0	0	0	3	1	1	0	.217
Mar 01	NORTH DAKOTA	*of	5	2	2	1	1	0	1	0	0	0	0	0	0	0	0	1	0	0	.250
Mar 03	UC IRVINE	*of	2	0	0	0	0	0	0	0	0	0	0	0	0	0	2	0	0	0	.233
Mar 07	at Oregon State	*of	2	1	1	0	0	0	0	2	0	0	0	0	0	0	0	1	0	1	.250
Mar 08	at Oregon State	*of	4	1	1	0	1	0	0	0	0	0	0	0	0	0	3	2	0	0	.250
Mar 10	UC DAVIS	*of	4	2	2	2	0	0	0	0	0	0	0	0	0	0	1	1	0	0	.275
Mar 11	UC DAVIS	*of	4	0	0	0	0	0	0	0	0	0	0	0	0	1	1	2	0	0	.250
Mar 12	UC DAVIS	of	1	0	0	0	0	0	0	0	0	0	0	0	0	0	0	1	0	0	.244
Mar 14	UTAH TECH	*of	4	0	0	0	0	0	0	0	1	0	0	0	0	0	1	1	0	0	.224
Mar 17	vs Utah	*of	5	0	1	0	1	0	0	0	0	0	0	0	0	0	2	2	0	0	.222
Mar 18	at Utah	*of	5	0	0	0	0	0	0	0	0	0	0	0	0	2	1	2	0	0	.203
Mar 24	ARIZONA	*dh	3	0	0	0	0	0	0	0	0	0	0	0	0	0	1	0	0	0	.194
Mar 28	vs UNLV	*dh	1	0	0	0	0	0	0	0	0	0	0	0	0	0	1	0	0	0	.190
Apr 02	at CAL	*dh	1	1	0	0	0	0	0	1	0	0	0	0	0	0	1	0	0	0	.188
Apr 06	WASHINGTON ST	*dh	2	0	0	0	0	0	0	0	0	0	0	0	0	0	2	0	0	0	.182
Apr 07	WASHINGTON ST	ph	2	0	0	0	0	0	0	0	0	0	0	0	0	0	1	0	0	0	.176
Apr 08	WASHINGTON ST	*dh	3	1	1	2	0	0	1	0	0	0	0	0	0	0	0	0	0	0	.183
Apr 11	at Grand Canyon	ph/of	2	1	1	0	0	0	0	1	0	0	0	0	0	0	0	1	0	0	.192
Apr 14	at Washington	*of	4	0	1	0	0	0	0	0	0	0	0	0	0	0	1	0	1	1	.195
Apr 19	at Arizona	*dh	3	0	0	0	0	0	0	0	0	0	0	0	0	0	0	0	0	0	.188
Apr 21	OREGON STATE	*dh	4	1	0	0	0	0	0	0	0	0	1	0	0	0	0	0	0	0	.179
Apr 26	FULLERTON	*dh	4	0	0	0	0	0	0	1	0	0	0	0	0	0	2	0	0	0	.170
4/28/23	at Oregon	ph/of	2	0	0	0	0	0	0	0	0	0	0	0	0	0	0	0	0	0	.167
Totals		24gs	90	12	15	9	3	0	3	6	2	0	1	0	2	4	29	21	2	2	.167

On base pct. .222 • Slugging pct. .300

#21 Rogers, Will - 5 appearances (All games)

Date	Opponent	GS	IP	H	R	ER	BB	SO	2B	3B	HR	WP	BK	HBP	IBB	Score	W-L	Sv	ERA	NP
Feb 26	at Mississippi State		0.1	2	4	4	1	0	0	0	0	1	0	1	0	3-16	0-0	0	108.0	19
Apr 25	FULLERTON		1.0	2	0	0	1	2	0	0	0	0	0	0	0	9-1	0-0	0	27.00	19
4/28/23	at Oregon		1.0	0	0	0	1	1	0	0	0	0	0	0	0	5-11	0-0	0	15.43	18
May 05	STANFORD		1.1	1	0	0	1	1	1	0	0	0	0	0	0	6-8	0-0	0	9.82	20
May 07	STANFORD		0.1	0	0	0	0	1	0	0	0	0	0	0	0	4-9	0-0	0	9.00	5
Totals		0	4.0	5	4	4	4	5	1	0	0	1	0	1	0	27-45	0-0	0	9.00	-

2023 Sun Devil Baseball
Individual Game-by-Game for Arizona State (as of May 11, 2023)

#29 Stevenson, Owen - 21 appearances (All games)

Date	Opponent	GS	IP	H	R	ER	BB	SO	2B	3B	HR	WP	BK	HBP	IBB	Score	W-L	Sv	ERA	NP
Feb 17	SAN DIEGO STAT		4.0	5	2	2	2	0	0	0	0	0	0	0	0	6-5	0-0	0	4.50	66
Feb 24	at Mississippi State		3.0	4	4	4	4	3	1	0	0	1	0	1	0	13-4	0-0	0	7.71	85
Mar 04	UC IRVINE		3.0	2	4	4	3	3	0	0	1	0	0	2	0	9-10	0-0	0	9.00	51
Mar 08	at Oregon State	*	3.0	9	6	6	1	1	0	0	2	0	0	0	0	4-7	0-1	0	11.08	58
Mar 14	UTAH TECH	*	3.0	2	1	0	0	5	2	0	0	0	0	0	0	9-1	1-1	0	9.00	43
Mar 18	at Utah		2.0	0	0	0	0	3	0	0	0	0	0	0	0	15-9	1-1	0	8.00	29
Mar 22	GRAND CANYON	*	2.0	3	1	0	0	1	0	0	0	0	0	0	0	11-1	1-1	0	7.20	35
Mar 25	ARIZONA		2.0	1	1	0	1	2	0	0	0	0	0	0	0	7-4	1-1	1	6.55	29
Mar 28	vs UNLV		1.0	0	0	0	1	1	0	0	0	0	0	0	0	6-2	1-1	1	6.26	16
Mar 31	at CAL		1.0	0	0	0	1	3	0	0	0	0	0	1	0	4-1	1-1	2	6.00	20
Apr 02	at CAL		2.0	3	2	2	0	2	1	0	0	0	0	0	0	15-10	1-1	2	6.23	41
Apr 07	WASHINGTON ST		2.0	1	0	0	0	5	0	0	0	0	0	0	0	6-2	1-1	3	5.79	32
Apr 08	WASHINGTON ST		1.0	0	0	0	0	2	0	0	0	0	0	0	0	4-1	1-1	4	5.59	14
Apr 11	at Grand Canyon		1.0	3	1	1	0	0	1	1	0	0	0	0	0	13-10	1-1	4	5.70	18
Apr 15	at Washington		2.0	4	2	2	1	2	0	0	0	0	0	0	0	8-6	1-1	4	5.91	41
Apr 22	OREGON STATE		1.0	1	0	0	0	0	0	0	0	0	0	1	0	11-7	2-1	4	5.73	16
Apr 23	OREGON STATE		2.0	1	0	0	2	5	0	0	0	0	0	0	0	12-10	3-1	4	5.40	51
Apr 26	FULLERTON		1.0	1	0	0	0	0	0	0	0	0	0	0	0	8-11	3-1	4	5.25	11
4/30/23	at Oregon		3.0	1	1	0	1	2	0	0	0	0	0	1	0	9-6	4-1	4	4.85	52
May 06	STANFORD		1.0	2	1	1	1	1	1	0	0	1	0	0	0	11-12	4-2	4	4.95	19
May 07	STANFORD		2.2	4	4	4	1	3	1	0	2	0	0	0	0	4-9	4-2	4	5.48	52
Totals		3	42.2	47	30	26	19	44	7	1	5	2	0	6	0	185-12	4-2	4	5.48	-

#47 Tieding, Matt - 20 appearances (All games)

Date	Opponent	GS	IP	H	R	ER	BB	SO	2B	3B	HR	WP	BK	HBP	IBB	Score	W-L	Sv	ERA	NP
Feb 18	SAN DIEGO STAT		2.0	2	0	0	0	1	1	0	0	0	0	1	0	5-3	0-0	0	0.00	31
Feb 21	UNLV		2.0	1	0	0	0	0	0	0	0	0	0	1	0	6-3	1-0	0	0.00	26
Feb 25	at Mississippi State		3.0	0	0	0	0	1	0	0	0	0	0	0	0	1-5	1-0	0	0.00	23
Feb 26	at Mississippi State		0.1	2	3	3	0	0	0	0	1	0	0	1	0	3-16	1-0	0	3.68	13
Mar 03	UC IRVINE		3.2	2	4	0	2	2	1	0	0	0	0	1	0	6-16	1-0	0	2.45	58
Mar 07	at Oregon State	*	3.1	6	3	3	1	1	1	0	1	0	1	0	0	4-8	1-0	0	3.77	47
Mar 11	UC DAVIS		0.2	1	1	1	0	1	0	0	1	0	0	1	0	6-4	1-0	0	4.20	19
Mar 14	UTAH TECH		1.0	0	0	0	0	1	0	0	0	0	0	0	0	9-1	1-0	0	3.94	9
Mar 18	at Utah		3.0	2	0	0	1	1	0	0	0	0	0	0	0	15-9	2-0	0	3.32	35
Mar 22	GRAND CANYON		1.0	0	0	0	0	1	0	0	0	0	0	1	0	11-1	2-0	0	3.15	20
Mar 24	ARIZONA		3.1	1	1	1	0	2	0	0	1	0	0	1	0	6-5	3-0	0	3.09	38
Mar 28	vs UNLV		2.0	3	1	1	0	1	1	0	0	0	0	0	0	6-2	3-0	0	3.20	34
Apr 01	at CAL		0.2	2	1	1	0	0	0	0	1	0	0	0	0	4-5	3-1	0	3.46	8
Apr 04	SEATTLE U	*	2.0	2	1	1	1	2	1	0	0	0	0	0	0	11-6	3-1	0	3.54	40
Apr 07	WASHINGTON ST		0.2	1	0	0	1	0	0	0	0	0	0	0	0	6-2	3-1	0	3.45	9
Apr 11	at Grand Canyon	*	1.1	5	4	4	1	0	0	0	1	0	0	1	0	13-10	3-1	0	4.50	35
Apr 19	at Arizona		2.0	3	4	3	0	1	0	0	2	0	0	1	0	0-20	3-1	0	5.06	31
Apr 21	OREGON STATE		2.0	6	5	5	0	2	1	0	1	0	0	1	0	11-13	3-1	0	6.09	42
Apr 23	OREGON STATE		1.0	1	0	0	0	0	0	0	0	0	0	0	0	12-10	3-1	0	5.91	8
Apr 25	FULLERTON		2.1	1	1	1	2	2	0	0	0	0	0	2	0	9-1	4-1	0	5.79	40
Totals		3	37.1	41	29	24	9	19	6	0	9	0	1	12	0	144-14	4-1	0	5.79	-

2023 Sun Devil Baseball
Individual Game-by-Game for Arizona State (as of May 11, 2023)

#18 Tobias, Jacob - 46 games (All games)

Date	Opponent	Pos	AB	R	H	RBI	2B	3B	HR	BB	SB	CS	HBP	SAC	SF	GDP	K	PO	A	E	Avg
Feb 17	SAN DIEGO STAT	*dh	5	0	2	1	0	0	0	0	0	0	0	0	0	0	0	0	0	0	.400
Feb 18	SAN DIEGO STAT	*dh	3	0	0	0	0	0	0	1	0	0	0	0	0	0	2	0	0	0	.250
Feb 19	SAN DIEGO STAT	*dh	1	0	0	0	0	0	0	2	0	0	0	0	0	0	0	0	0	0	.222
Feb 24	at Mississippi State	*dh	4	0	2	4	0	1	0	2	0	0	0	0	0	0	0	0	0	0	.308
Feb 25	at Mississippi State	*1b	3	0	0	0	0	0	0	1	0	0	0	0	0	0	1	10	0	0	.250
Feb 26	at Mississippi State	*1b	2	0	0	0	0	0	0	1	0	0	0	0	0	0	0	4	1	0	.222
Mar 01	NORTH DAKOTA	*1b	4	2	2	2	0	0	1	0	0	0	0	0	0	0	0	6	0	0	.273
Mar 03	UC IRVINE	*dh	5	1	3	2	0	0	1	0	0	0	0	0	0	0	1	0	0	0	.333
Mar 04	UC IRVINE	*1b	4	1	1	2	0	1	0	1	0	0	0	0	0	0	1	7	2	0	.323
Mar 05	UC IRVINE	*dh	4	1	2	2	0	0	1	0	0	0	0	0	0	0	2	0	0	0	.343
Mar 07	at Oregon State	*dh	2	0	0	0	0	0	0	1	0	0	1	0	0	0	1	0	0	0	.324
Mar 08	at Oregon State	*1b	3	0	0	0	0	0	0	1	0	0	0	0	0	0	2	10	0	0	.300
Mar 10	UC DAVIS	*1b	5	1	1	1	0	0	0	0	0	0	0	0	0	0	0	8	0	0	.289
Mar 11	UC DAVIS	*1b	2	0	0	1	0	0	0	2	0	0	0	0	0	0	0	11	1	0	.277
Mar 12	UC DAVIS	*1b	5	2	3	3	0	0	0	0	0	0	0	0	0	0	0	5	0	0	.308
Mar 14	UTAH TECH	*1b	4	0	2	2	0	0	0	0	0	0	0	0	0	0	1	6	1	0	.321
Mar 17	vs Utah	*1b	5	0	1	1	0	0	0	0	0	0	0	0	0	0	1	13	0	0	.311
Mar 18	at Utah	*1b	5	0	2	0	0	0	0	1	0	0	0	0	0	0	1	10	2	0	.318
Mar 19	at Utah	*1b	5	0	1	1	0	0	0	0	0	0	0	0	0	0	1	14	1	1	.310
Mar 22	GRAND CANYON	*1b	3	2	1	1	0	0	0	1	0	0	0	0	0	0	0	4	0	0	.311
Mar 24	ARIZONA	*1b	4	0	2	1	0	0	0	0	0	0	0	0	0	0	0	6	0	0	.321
Mar 25	ARIZONA	*1b	5	0	1	0	0	0	0	0	0	0	0	0	0	0	2	4	0	0	.313
Mar 26	ARIZONA	*1b	2	1	1	2	0	0	0	0	0	0	0	0	2	0	0	7	0	0	.318
Mar 28	vs UNLV	*1b	4	1	3	2	0	1	0	0	0	0	0	0	0	0	0	9	1	0	.337
Mar 31	at CAL	*1b	5	1	2	0	1	0	0	0	0	0	0	0	0	0	1	4	0	0	.340
Apr 01	at CAL	*1b	2	0	0	0	0	0	0	2	0	0	0	0	0	0	1	4	1	0	.333
Apr 02	at CAL	*1b	4	0	2	1	0	0	0	2	0	0	0	0	0	0	1	9	0	0	.340
Apr 04	SEATTLE U	*1b	4	0	2	3	0	0	0	1	0	0	0	0	0	0	1	5	1	0	.346
Apr 06	WASHINGTON ST	*1b	3	2	1	1	0	0	1	1	0	0	0	0	0	0	0	8	0	0	.346
Apr 07	WASHINGTON ST	*1b	4	0	2	0	0	0	0	0	0	0	0	0	0	0	0	5	2	0	.351
Apr 08	WASHINGTON ST	*1b	3	0	0	0	0	0	0	0	0	0	0	0	0	1	1	6	0	0	.342
Apr 11	at Grand Canyon	*1b	4	2	2	2	1	0	0	1	1	0	0	0	0	0	0	6	0	0	.347
Apr 14	at Washington	*1b	4	0	1	0	0	1	0	0	0	0	0	0	0	0	0	9	1	0	.344
Apr 15	at Washington	*1b	5	1	2	3	1	0	1	0	0	0	0	0	0	0	1	10	0	0	.346
Apr 19	at Arizona	*1b	3	0	0	0	0	0	0	0	0	0	0	0	0	0	3	6	0	0	.338
Apr 21	OREGON STATE	*1b	3	0	1	1	0	0	0	1	0	0	1	0	0	0	1	7	0	0	.338
Apr 22	OREGON STATE	*1b	4	2	2	2	1	0	1	1	0	0	0	0	0	0	1	9	0	0	.343
Apr 23	OREGON STATE	*1b	5	1	1	1	0	0	0	0	0	0	0	0	0	0	1	5	0	0	.338
Apr 25	FULLERTON	*1b	4	0	2	1	1	0	0	0	0	0	0	0	1	0	0	6	2	0	.342
Apr 26	FULLERTON	*1b	5	2	2	5	1	0	1	0	0	0	1	0	0	0	1	9	0	0	.344
4/28/23	at Oregon	*1b	4	1	1	1	0	0	1	0	0	0	0	0	0	0	1	4	1	0	.342
4/29/23	at Oregon	*1b	5	1	2	3	0	0	1	0	0	0	0	0	0	0	2	5	2	0	.344
4/30/23	at Oregon	*1b	3	2	1	1	0	0	1	2	0	0	0	0	0	0	1	10	0	0	.344
May 05	STANFORD	*1b	4	1	1	0	0	0	0	0	0	0	0	0	0	0	1	6	1	0	.341
May 06	STANFORD	*1b	5	0	1	1	0	0	0	0	0	0	0	0	0	0	3	6	2	0	.337
May 07	STANFORD	*1b	4	0	1	3	1	0	0	0	0	0	0	0	0	0	1	8	0	0	.335
Totals		46gs	176	28	59	57	7	4	10	25	1	0	3	0	3	1	38	281	22	1	.335

On base pct. .420 • Slugging pct. .591

#38 Valdez, Tyler - 6 appearances (All games)

Date	Opponent	GS	IP	H	R	ER	BB	SO	2B	3B	HR	WP	BK	HBP	IBB	Score	W-L	Sv	ERA	NP
Feb 26	at Mississippi State		0.1	0	0	0	0	0	0	0	0	0	0	0	0	3-16	0-0	0	0.00	3
Mar 03	UC IRVINE		1.0	1	0	0	1	1	0	0	0	0	0	0	0	6-16	0-0	0	0.00	27
Mar 12	UC DAVIS		1.0	1	0	0	0	0	0	0	0	0	0	0	0	17-4	0-0	0	0.00	9
Mar 22	GRAND CANYON		1.0	0	0	0	0	1	0	0	0	0	0	0	0	11-1	0-0	0	0.00	18
Apr 04	SEATTLE U		1.0	1	1	1	1	2	1	0	0	1	0	0	0	11-6	0-0	0	2.08	23
Apr 26	FULLERTON		1.1	4	3	2	1	1	1	0	0	0	0	0	0	8-11	0-1	0	4.76	31
Totals		0	5.2	7	4	3	3	5	2	0	0	1	0	0	0	56-54	0-1	0	4.76	-

2023 Sun Devil Baseball
Individual Game-by-Game for Arizona State (as of May 11, 2023)

#2 Varnado, Drake - 7 games (All games)

Date	Opponent	Pos	AB	R	H	RBI	2B	3B	HR	BB	SB	CS	HBP	SAC	SF	GDP	K	PO	A	E	Avg
Feb 26	at Mississippi State	ph/of	2	0	0	0	0	0	0	0	0	0	0	0	0	0	1	2	0	0	.000
Mar 03	UC IRVINE	ss	0	0	0	0	0	0	0	0	0	0	0	0	0	0	0	0	1	0	.000
Mar 12	UC DAVIS	of/of	2	1	1	0	0	0	0	0	0	0	0	0	0	0	0	2	0	0	.250
Mar 14	UTAH TECH	ph/ss	1	0	0	0	0	0	0	0	0	0	0	0	0	0	1	1	1	0	.200
Mar 17	vs Utah	ss	1	0	0	0	0	0	0	0	0	0	0	0	0	0	0	0	2	0	.167
Mar 18	at Utah	*ss	5	1	1	1	0	0	0	0	0	0	0	0	0	0	0	1	3	0	.182
Apr 19	at Arizona	2b	1	0	0	0	0	0	0	0	0	0	0	0	0	0	1	0	0	0	.167
Totals		1gs	12	2	2	1	0	0	0	0	0	0	0	0	0	0	3	6	7	0	.167

On base pct. .167 • Slugging pct. .167

#11 Vu, Kien - 35 games (All games)

Date	Opponent	Pos	AB	R	H	RBI	2B	3B	HR	BB	SB	CS	HBP	SAC	SF	GDP	K	PO	A	E	Avg
Feb 17	SAN DIEGO STAT	ph	1	1	1	0	0	0	0	0	0	0	0	0	0	0	0	0	0	0	1.000
Feb 21	UNLV	*of	3	0	0	0	0	0	0	0	0	0	1	0	0	0	2	0	0	0	.250
Feb 25	at Mississippi State	ph/of	2	0	0	0	0	0	0	0	0	0	0	0	0	0	0	1	0	0	.167
Feb 26	at Mississippi State	*of	2	0	0	0	0	0	0	0	0	0	0	0	0	0	2	1	0	0	.125
Mar 03	UC IRVINE	of	2	1	1	0	0	0	0	1	0	0	0	0	0	0	1	1	0	0	.200
Mar 04	UC IRVINE	ph	0	0	0	0	0	0	0	1	0	0	0	0	0	0	0	0	0	0	.200
Mar 05	UC IRVINE	*of	3	0	0	0	0	0	0	0	0	0	0	0	0	0	2	2	0	0	.154
Mar 07	at Oregon State	1b	2	1	1	0	1	0	0	1	1	1	1	0	0	0	1	11	1	0	.200
Mar 08	at Oregon State	*of	4	0	1	0	0	0	0	0	0	0	0	0	0	0	2	2	0	0	.211
Mar 12	UC DAVIS	ph/of	1	0	0	0	0	0	0	0	0	0	0	0	0	0	0	3	0	0	.200
Mar 14	UTAH TECH	ph/of	1	0	0	0	0	0	0	0	0	0	0	0	0	0	0	0	0	0	.190
Mar 18	at Utah	pr/of	1	2	1	0	1	0	0	0	0	0	0	0	0	0	0	0	0	0	.227
Mar 19	at Utah	*of	3	1	2	0	0	0	0	0	0	0	1	0	0	0	1	2	0	0	.280
Mar 22	GRAND CANYON	*of	4	0	2	1	0	0	0	0	0	0	0	0	0	0	0	3	0	0	.310
Mar 24	ARIZONA	*of	2	1	0	0	0	0	0	0	0	0	1	0	0	0	1	1	0	0	.290
Mar 26	ARIZONA	*of	3	2	1	1	0	0	1	1	0	0	0	0	0	0	0	3	0	0	.294
Mar 28	vs UNLV	*of	3	0	1	0	1	0	0	1	1	0	0	0	0	0	1	1	0	0	.297
Mar 31	at CAL	*of	3	0	1	1	0	0	0	0	0	0	0	1	0	0	1	4	0	0	.300
Apr 01	at CAL	*of	4	1	1	0	0	0	0	0	0	0	0	0	0	0	2	2	1	0	.295
Apr 02	at CAL	*of	6	2	3	1	0	0	0	0	1	0	0	0	0	0	1	7	0	0	.320
Apr 04	SEATTLE U	*of/of	3	1	1	1	0	1	0	2	0	0	0	0	0	0	1	5	0	0	.321
Apr 06	WASHINGTON ST	*of	5	0	1	1	0	0	0	0	0	0	0	0	0	0	2	4	0	0	.310
Apr 07	WASHINGTON ST	*of	4	0	0	0	0	0	0	0	0	0	0	0	0	0	3	1	1	0	.290
Apr 08	WASHINGTON ST	*of	3	0	1	0	0	0	0	0	0	0	0	0	0	0	0	0	0	0	.292
Apr 15	at Washington	*of	4	0	1	0	0	0	0	0	0	0	0	0	0	0	0	0	0	0	.290
Apr 19	at Arizona	ph	1	0	0	0	0	0	0	0	0	0	0	0	0	0	1	0	0	0	.286
Apr 22	OREGON STATE	*of	5	1	2	0	0	0	0	0	1	0	0	0	0	0	0	1	0	0	.293
Apr 23	OREGON STATE	*of	3	2	0	0	0	0	0	2	0	0	0	0	0	0	0	4	0	0	.282
Apr 25	FULLERTON	*of	3	1	1	0	1	0	0	2	0	0	0	0	0	0	1	1	0	0	.284
Apr 26	FULLERTON	of	0	0	0	0	0	0	0	0	0	0	0	0	0	0	0	1	0	0	.284
4/28/23	at Oregon	*of	3	0	0	0	0	0	0	0	0	0	0	0	0	0	2	2	0	0	.274
4/29/23	at Oregon	*of	3	0	1	0	1	0	0	1	0	0	0	0	0	0	1	0	0	0	.276
4/30/23	at Oregon	*of	3	0	0	0	0	0	0	1	0	0	1	0	0	0	2	1	0	0	.267
May 06	STANFORD	*of	3	2	1	0	0	0	0	1	0	0	0	0	0	0	1	4	0	0	.269
May 07	STANFORD	*of	3	0	0	0	0	0	0	1	0	0	0	0	0	0	3	3	0	0	.260
Totals		25gs	96	19	25	6	5	1	1	15	4	1	5	1	0	0	34	71	3	0	.260

On base pct. .388 • Slugging pct. .365

2023 Sun Devil Baseball
Individual Game-by-Game for Arizona State (as of May 11, 2023)

#39 Wainscott, Jesse - 16 appearances (All games)

Date	Opponent	GS	IP	H	R	ER	BB	SO	2B	3B	HR	WP	BK	HBP	IBB	Score	W-L	Sv	ERA	NP
Feb 17	SAN DIEGO STAT		1.1	1	1	0	1	0	0	0	0	0	0	1	0	6-5	0-0	0	0.00	27
Feb 19	SAN DIEGO STAT		2.1	2	0	0	0	6	1	1	0	0	0	1	0	1-0	1-0	0	0.00	33
Feb 26	at Mississippi State		1.2	3	3	3	1	2	0	0	2	0	0	0	0	3-16	1-0	0	5.06	29
Mar 01	NORTH DAKOTA		0.2	3	1	1	0	0	2	1	0	0	0	0	0	10-9	1-0	0	6.00	22
Mar 05	UC IRVINE		1.0	1	1	1	1	0	0	0	1	0	0	0	0	2-7	1-0	0	6.43	22
Mar 08	at Oregon State		1.0	0	0	0	0	1	0	0	0	0	0	0	0	4-7	1-0	0	5.62	9
Mar 11	UC DAVIS		2.0	0	0	0	0	1	0	0	0	0	0	0	0	6-4	1-0	1	4.50	18
Mar 17	vs Utah		1.0	2	1	1	0	0	2	0	0	0	0	0	0	9-7	1-0	2	4.91	16
Mar 19	at Utah		1.2	5	5	5	1	1	0	0	0	2	0	0	1	6-11	1-1	2	7.82	32
Mar 22	GRAND CANYON		1.0	1	0	0	0	1	0	0	0	0	0	0	0	11-1	1-1	2	7.24	20
Mar 25	ARIZONA		1.0	0	0	0	0	0	0	0	0	0	0	0	0	7-4	1-1	2	6.75	7
Mar 26	ARIZONA		1.0	4	3	3	0	0	1	0	0	1	0	0	0	10-6	1-1	2	8.04	24
Mar 31	at CAL		0.2	0	0	0	1	0	0	0	0	1	0	0	0	4-1	1-1	2	7.71	9
Apr 04	SEATTLE U		1.0	0	0	0	0	1	0	0	0	0	0	0	0	11-6	1-1	2	7.27	8
Apr 06	WASHINGTON ST		1.2	1	1	1	0	3	0	0	1	0	0	0	0	6-5	1-1	2	7.11	19
Apr 08	WASHINGTON ST		1.2	1	0	0	0	2	1	0	0	0	0	0	0	4-1	1-1	2	6.53	21
Totals		0	20.2	24	16	15	5	18	7	2	4	4	0	2	1	100-90	1-1	2	6.53	-

#8 Weaver, Jonny - 8 games (All games)

Date	Opponent	Pos	AB	R	H	RBI	2B	3B	HR	BB	SB	CS	HBP	SAC	SF	GDP	K	PO	A	E	Avg
Feb 19	SAN DIEGO STAT	*3b	3	0	1	1	0	0	0	0	0	1	0	0	0	0	0	1	1	0	.333
Feb 21	UNLV	*dh	4	0	0	0	0	0	0	0	0	0	0	0	0	0	1	0	0	0	.143
Feb 24	at Mississippi State	1b	2	0	0	0	0	0	0	0	0	0	0	0	0	0	2	6	0	0	.111
Feb 26	at Mississippi State	ph	1	0	0	0	0	0	0	0	0	0	0	0	0	0	0	0	0	0	.100
Mar 01	NORTH DAKOTA	1b	1	0	0	0	0	0	0	0	0	0	0	0	0	0	0	1	1	0	.091
Apr 06	WASHINGTON ST	ph	2	0	1	0	0	0	0	0	0	0	0	0	0	0	1	0	0	0	.154
Apr 19	at Arizona	ss	1	0	0	0	0	0	0	0	0	0	0	0	0	0	1	0	0	0	.143
4/29/23	at Oregon	ph	1	0	0	0	0	0	0	0	0	0	0	0	0	0	0	0	0	0	.133
Totals		2gs	15	0	2	1	0	0	0	0	0	1	0	0	0	0	5	8	2	0	.133

On base pct. .133 • Slugging pct. .133