

ASU 2018-2019 SCHEDULE

Date Opp. (TV/Radio).....FINAL/TIP

11/6 CS Fullerton (P12).... W, 102-94 2OT

MGM RESORTS MAIN EVENT-TEMPE

11/9 McNeese State (P12)..... W, 80-52

11/12 LBSU (P12)..... W, 90-58

11/15 @San Francisco (P12)..... PPD

MGM MAIN EVENT/T-MOBILE

11/19 #15 Miss. St. (ESPNJ)..... W, 72-67

11/21 Utah State (ESPNJ)..... W, 87-82

11/28 Omaha (P12/620 AM)..... W, 89-71

12/1 Texas Southern (P12/98.7)..... W, 83-71

12/7 #6 Nevada at HoopHall Classic
(@STAPLES/ESPN2/620)..... L, 66-72

12/15 @Georgia (SEC/620)..... W, 76-74

12/17 @Vanderbilt (SEC/620)..... L, 65-81

12/22 #1 Kansas (ESPN2/620)..... W, 80-76

12/29 Princeton (P12/98.7)..... L, 66-67

1/3 Utah (P12/620 AM)..... L, 86-96

1/5 Colorado (P12/98.7 FM)..... W, 83-61

1/9 @California (P12/620 AM)..... W, 80-66

1/12 @Stanford (P12/620 AM)..... 3 PT

1/17 Oregon St. (FS1)..... 8

1/19 Oregon (P12)..... 7:30

1/24 @UCLA (FS1)..... 8 PT

1/26 @USC (ESPNJ)..... 5 PT

1/31 Arizona (ESPN2)..... 7

2/7 Wash. St. (P12)..... 6

2/9 Washington (ESPN2)..... 8

2/13 @Colorado (FS1)..... 8:30

2/16 @Utah (FS1)..... 8:10

2/20 Stanford (ESPN2)..... 7

2/24 California (P12)..... 4

2/28 @Oregon (P12)..... 8 PT

3/3 @Oregon St. (ESPNJ)..... 5 PT

3/9 @Arizona (CBS)..... 2

(Pac-12 Tournament/Las Vegas)

3/13

-16 T-Mobile Arena..... TBD

FINAL FOUR TRIVIA

Coach Hurley (1992) and Danny Manning (1988) are only current college coaches who earned Final Four MOP.

TURNED IT AROUND FAST

Buffalo was 285-369 (.436) in 22 seasons after going DI (1991-2013). The Bulls were 42-20 (.678) in Coach Hurley's two seasons. He is 103-71 (.xxx) in six years as a head coach.

SUN DEVIL

MEN'S BASKETBALL

@SUNDEVILHOOPS (11-4; 2-1) VISITS STANFORD FOR 3 P.M. PT TIP

Sat., Jan. 12 - at Stanford (7-8; 0-3) 3 p.m. PT/Pac-12 Network/620 AM 4-3 vs. STAN under CBH

TRYING FOR SWEEP: The Arizona State Sun Devils (11-4; 2-1) -- who advanced to the NCAA Tournament for the first time since 2014 last year and just the fourth time in 24 seasons -- plays at Stanford for a Pac-12 Network 3 p.m. PT tip on Saturday, Jan. 12, with Roxy Bernstein and Don MacLean on the call, while Tim Healey and Kyle Dodd are on the Sun Devil Radio Network (620 AM). ASU will try to win its first two Pac-12 road games for the sixth time in its 41 years of league play (also in 1991-92, 1987-88, 1984-85, 1980-81 and 1979-80).

13 THINGS TO KNOW IN HONOR OF NBA MVP JAMES HARDEN

- ✓ Remy Martin's 24 points at Cal tied for fifth-most by Sun Devil in a road game off bench past 30 seasons
- ✓ Rob Edwards is averaging 12.7 points in the past six games, including 15-of-32 from three (.469)
- ✓ ASU has 18 halftime-deficit comebacks under Bobby Hurley (12 previous 5 seasons)
- ✓ ASU is 4-2 in two-possession games after going 4-7 last year/12-16 previous three seasons
- ✓ Kansas was sixth top-10 OOC opponent Coach Hurley played, ASU faced one in previous 17 seasons
- ✓ Best approach vertical on team is Zylan Cheatham at 41.5 inches, Remy Martin not far behind at 40
- ✓ Six Sun Devils have led the team in scoring this year
- ✓ Zylan Cheatham is averaging 12.1 points, 9.3 rebounds and 3.7 assists per game
- ✓ De'Quon Lake has made 124-of-170 (.729) from the field in his two-year career
- ✓ Kimani Lawrence is 46-of-58 (.793) from the free throw line in his career
- ✓ ASU won three games against Stanford in 2016-17, Stanford won both games last year
- ✓ Remy Martin is averaging 7.3 assists in the past three games
- ✓ ASU will try and go 3-1 in Pac-12 for first time since 2012-13

LAST TIME OUT/GAME 15: ASU 80, @CALIFORNIA 66/JAN. 9, 2019: ASU missed 11 of its first 12 shots and trailed 25-11 with 6:23 left in the first half, but Remy Martin scored 24 points over the next 26 minutes to lead ASU as it shot 13-of-16 from the free throw line in the second half to close out a win. ASU was 15-of-26 (.577) from the field in the second half and Martin made five three-pointers as the Sun Devils built a 14-point lead with 8:40 left and never let margin get under eight points. Martin added eight assists while Zylan Cheatham added 17 points and Luguentz Dort and Rob Edwards added 13 each. ASU is now 4-2 in Berkeley in its last six trips, while Martin's 24 points off the bench tied for the fifth-most by a Sun Devil in a road game in the past 30 seasons.

ROB APPROACHING 1,000: Junior Rob Edwards dropped buckets at Cleveland State from 2015-17, as he entered ASU with 909 points in 63 games (14.4 per game). He now has 999 career points (13.9 career average). Included in that is 21-of-24 (.875) from the free throw line this year and .767 (224-of-292) in his career along with 129 three pointers. After missing six games early and only scoring 18 points in the first nine games (14 in opener and then the six DNPs due to a back injury), he is averaging 12.7 points -- second on the team -- in the past six games, including 15-of-32 from three (.469).

SCHEDULE FLIP: ASU had started Pac-12 play with five of its first seven on the road six times in the previous 10 seasons (only Pac-12 team to have that decade of awkwardness) including last year, but things flipped this year as ASU has four of first six at home. This year marks only the fourth time in past 11 seasons ASU opened Pac-12 play at home. Also noteworthy: ASU had three-single digit games last year at this point. This year ASU has had seven and is 5-2. ASU also is 4-2 in two-possession games this year after going 4-7 last year.

ASU MEDIA RELATIONS: ASU men's basketball SID Doug Tammaro can be reached directly at 480-734-7795 or via e-mail at tammaro@asu.edu. The ASU website is: www.TheSunDevils.com.

POS #	SUN DEVIL	YR	HT/WT	2018-2019 SUN DEVIL ROSTER NOTES
G 0	Luguentz Dort	FR	6-4/215	Top-100 recruit who is strong and gets in the lane with ease; speaks French
G 1	Remy Martin	SO	6-0/170	Top-100 2017 signee; energizer bunny, 2018 Pac-12 Co-Sixth Man of the Year
G 2	Rob Edwards	JR	6-4/205	Transfer from Cleveland State who was CSU's leader scorer
F 3	Mickey Mitchell	JR	6-7/225	Played lot of minutes as freshman at Ohio State in 2015-16; Orlando resident
G 5	Kyle Feit	FR	6-4/190	Product of IMG Academy
F 10	Vitaliy Shibel	SO	6-9/210	Sophomore who had ACL injury and redshirted 2016-17/from Ukraine
G 11	Elias Valtonen	FR	6-7/195	Finland native with solid shooting stroke
G 14	Kimani Lawrence	SO	6-7/200	Long sophomore can guard 5 positions & play 4 of them/ <u>missed first 13 games last year</u>
G 21	Jack Roggin	FR	6-0/165	Walk-on from Southern California
F 23	Romello White	SO	6-8/220	Atlanta product who had Jerry Stackhouse as his AAU coach
G 24	Jordan Salzman	SO	5-10/175	Walkon from New York
G 25	Grant Fogerty	SO	6-0/175	Local walkon addition from Desert Mountain High School in Scottsdale
G 31	Trevor Thompson	SO	6-2/175	Second-year walkon from Moon Valley High School in Phoenix
F 32	De'Quon Lake	SR	6-10/225	JC transfer originally from Virgin Islands/24 points, 8 boards, 3 blocks in 2017-18 opener
C 34	Uros Plavsic	FR	7-0/240	Serbian big man with good athletic ability/ PLAN IS TO REDSHIRT THIS YEAR
F 35	Taeshon Cherry	FR	6-8/210	San Diego big man who was in everyone's top-75/Solid 3-point range
F 45	Zylan Cheatham	SR	6-8/201	Transfer from San Diego State/smart and energetic and vocal leader
Head Coach: Bobby Hurley/42-20 at Buffalo (2013-15); 1992 Final Four MOP; 58-49 (.542) at ASU/4th year				
Coaching Staff: Rashon Burno, Anthony Coleman, Drazen Zlovacic				
Special Assistant to HC: Ben Wood		Video: Justin McLean		
Operations: Derrick Wrobel		Performance: Daniel Marshall		

NOTES: ASU topped then No. 1 Kansas 80-76 on Dec. 22 in Bobby Hurley's 17th halftime-deficit win at ASU behind 15 off-the-bench points from getting healthier Rob Edwards (13 in the second half). He became the fourth Sun Devil to earn Pac-12 Player of the Week this season. ASU entered Thursday nationally ranked 21st in offensive rebounds per game (13.27), seventh in rebounds per game (42.5), 17th in rebound margin (+8.1) and second in the Pac-12 in scoring (80.3). Zylan Cheatham, the Dec. 3 Pac-12 Player of the Week, registered ASU's second triple double in the Dec. 1 win over Texas Southern, Nov. 23 Pac-12 POTW Luguentz Dort has four 20-point games and Remy Martin also took home a Pac-12 POTW (Dec. 17).

2018-19 SUN DEVIL PAC-12 PLAYERS OF THE WEEK

Dec. 24: Rob Edwards

Dec. 17: Remy Martin

Dec. 3: Zylan Cheatham

Nov. 26: Luguentz Dort

FREE THROWS: ASU has made some crucial free throws late to seal wins...in the come-from behind win at Cal, it was 13-of-16 in the second half...made 6-of-8 in final five minutes against Kansas, including two by Rob Edwards with six seconds left to make it a two-possession game...made nine of final 11 in second half at Georgia...10-14 in final 4:03 vs. Utah State, including six straight in two-minute stretch after USU buckets...Remy Martin made two with 10 seconds left to make it five-point lead over Mississippi State as ASU made all six in second half...made 8-of-10 in second OT against Cal State Fullerton. ASU is 4-2 in two-possession games this year, after going 12-16 previous three seasons.

QUICK LU NOTES: Luguentz Dort earned Nov. 26 Pac-12 Player of the Week and Andy Katz's National Player of the Week after averaging 25 points and eight rebounds as ASU won the MGM Resorts Main Event in Las Vegas (Nov. 19-21). Dort is the first ASU freshman to garner the league's weekly award since James Harden in January of 2008.

TOP SCORING GAMES FOR LUGUENTZ DORT

33 vs. Utah State @Las Vegas, Nov. 21, 2018

28 vs. Cal State Fullerton, Nov. 6, 2018

25 vs. McNeese State, Nov. 9, 2018

24 vs. #6 Nevada, Dec. 7, 2018

REFRESH: ASU's top three scorers are gone, but ASU returned six lettermen, a pair of high-level transfers and notched a top-20 recruiting class. Last year third-year coach Bobby Hurley (two-time NCAA champion, 1992 Final Four MOP and NCAA career assist leader) and the Sun Devils were the final undefeated team (12-0), beat No. 1 seeds Xavier and Kansas and went 5-2 against NCAA Tournament teams. ASU averaged 10,603 fans, topping the 9,514 school record set in 1995-96.

RUN AND JUMP: Best approach vertical on the team is Zylan Cheatham at 41.5 inches, with Remy Martin not far behind at 40 inches.

WINGSPAN: ASU has six players with wingspan of at least 6-11: redshirting freshman Uros Pavsic (7-2.5), De'Quon Lake (7-2), Zylan Cheatham (7-0.5), Romello White (7-0.25), Vitaliy Shibel (6-11.75) and Kimani Lawrence (6-11.5).

PLAYING FOLKS: Bobby Hurley has made the attempt to play some folks. In his first year after looking at a schedule he inherited that included tilts vs. NC State/Marquette in Brooklyn, at Creighton, at UNLV and No. 18 Texas A&M, he put the wheels in motion to make it even better by playing at Kentucky and filled a holiday break hole that could have been a yawner with Stephen F. Austin. In 2016-17, ASU played No. 1 Kentucky in the Bahamas, Purdue in NYC, at San Diego State and vs. No. 9 Creighton. Last year besides Kansas ASU played Xavier and hosted 2017 NCAA Tournament product Vanderbilt. Kansas was the sixth top-10 non-conference opponent Coach Hurley played in his four years. ASU faced one in the previous 17 seasons.

ASU REGULAR SEASON OOC GAMES VS. TOP-10 TEAMS

UNDER BOBBY HURLEY

- #18 ASU 80, #1 Kansas 76 (Dec. 22, 2018)
- #6 Nevada 72, ASU 66 at STAPLES Center (Dec. 7, 2018)
- ASU 95 @#2 Kansas 85 (Dec. 10, 2017)
- #9 Creighton 96, ASU 85 (Dec. 20, 2016)
- #1 Kentucky 115, ASU 69 (Nov. 28, 2016 at Bahamas)
- @#5 Kentucky 72, ASU 58 (Dec. 12, 2015)

20: ASU won 20 straight regular season OOC games, the sixth-best Pac-12 streak in past 23 seasons, prior to its 72-66 Dec. 7 loss to Nevada.

REGULAR SEASON PAC-12 OOC WIN STREAKS

(1996-PRESENT)

- 39, Arizona, 12/20/11-12/19/14
- 26, Stanford, 11/11/99-11/24/01
- 24, Washington, 12/5/04-12/4/06
- 23, USC, 12/3/15-11/22/17
- 21, Washington State, 12/5/06-11/29/08
- 20, Arizona State, 12/17/16-12/7/18**

VS. RANKED TEAMS: ASU has defeated six ranked teams in Bobby Hurley's tenure, including five out of conference and three of them away from home. The Nov. 24, 2017, Xavier win was the highest ranked OOC team ASU had topped since it beat No. 7 Maryland in the 1994 Maui Invitational...until it won at #2 Kansas on Dec. 10. ASU followed that up with a Nov. 19 win over No. 15 Mississippi State this year and its second win over No. 1 in school history on Dec. 22.

ASU WINS VS. RANKED TEAMS UNDER BOBBY HURLEY

- #18 ASU 80, Kansas 76 (Dec. 22, 2018)
- ASU 72, #15 Mississippi State 67 (Nov. 19, 2018/Las Vegas)
- #16 ASU 95, at #2 Kansas 85 (Dec. 10, 2017)
- ASU 102, #15 Xavier 86 (Nov. 24, 2017/Las Vegas)
- ASU 74, #23 USC 67 (Feb. 12, 2016)
- ASU 67, #18 Texas A&M 54 (Dec. 5, 2015)

KIMANI: Kimani Lawrence's freshman season gets an asterisk. Last year he started in all three exhibition games and had 15 points and nine boards vs. Northern State and 18 points and five boards vs. Arizona Christian. The night before the season opener he suffered a stress fracture in left foot that kept him out until Pac-12 play. In the opener vs. Cal State Fullerton he posted 16 points (previous best was nine) and minutes (36). He had 22 points including the game-winning three-pointer in the Nov. 19 win over No. 15 Mississippi State.

KIMANI LAWRENCE QUICK NOTES

- √ Double-figures in first seven games
- √ 20 threes this year/3-15 last year
- √ 46-58 (.793) from FT line in career
- √ 6-11 1/2 wingspan

PRO-NUN-SEE-A-SHUNS

- Luguentz Dort (LOU-gentz)
- Vitaliy Shibel (Vigh-tal-ee Shy-bull)
- Elias Valtonen (E-lee-as Val-tow-nen)
- De'Quon Lake (Deh-Quon)
- Uros Plavsic (ur-rose Plav-sick)
- Taeshon Cherry (Tay-shawn)
- Zylan (Zigh-lan)

REMY MARTIN TOP SCORING TILTS

- 24 at California (1/9/19)**
- 22 vs. Utah (1/3/19)**
- 21 at Georgia (12/15/18)**
- 21 at #2 Kansas (12/10/17)
- 20 vs. Colorado/Las Vegas (3/7/18)
- 19 vs. Princeton (12/29/18)**
- 16 vs. #15 Miss. St./Las Vegas (11/19/18)**

ROMELLO WHITE TOP SCORING TILTS

- 25 vs. Northern Arizona (11/17/17)
- 22 vs. St. John's at STAPLES (12/8/17)
- 21 at Washington State (2/4/18)
- 19 vs. Colorado (1/5/19)**
- 19 vs. Texas Southern (12/1/18)**
- 19 at Stanford (1/17/18)
- 19 vs. Kansas State in LV (11/23/17)

ROMELLO WHITE DOUBLE-DOUBLES (8)

- 18/11 vs. Princeton (12/29/18)**
- 19/14 vs. Texas Southern (12/1/18)**
- 13/11 vs. California (3/1/18)
- 10/14 at Washington (2/1/18)
- 10/11 at Colorado (1/4/18)
- 16/13 vs. USF (2/2/17)
- 14/11 vs. UC Irvine (11/9/17)
- 16/15 vs. San Diego State (11/14/17)

ZYLAN CHEATHAM

ASU DOUBLE-DOUBLES (6)

- 13/11 vs. #1 Kansas (12/22/18)
- 10/10 at Georgia (12/15/18)
- 13/10 vs. #6 Nevada (12/7/18)
- 14/13/10 vs. Texas Southern (12/1/18)
- 13/12/9 vs. Omaha (11/28/18)
- 16/12/6 vs. McNeese State (11/9/18)

2018-19 AP RANKINGS

- Dec. 24: 17
- Dec. 17: 18
- Dec. 10: 20
- Dec. 3: 20

COACH AS A PLAYER: Coach Hurley's Duke career has been talked about a lot. His 145 assists (in 20 games) is a NCAA Tournament record. Here is a numbers breakdown:

.583: In the 1992 Final Four, Coach made 7-of-12 three pointers en route to the Most Outstanding Player honors.

.667: In the April 4, 1992 Final Four game vs. Indiana, Coach went 6-of-9 from the three-point stripe.

2: In addition to 1992 Most Outstanding Player honors, Coach also earned 1991 All-Tournament Team honors.

9: In the 1991 title game vs. Kansas on April 1, he posted nine assists.

16: In the 1991 Final Four he posted 16 assists.

119: Coach Hurley went 119-26 (.821) in his four years at Duke.

18-2: Coach Hurley went 18-2 in his NCAA Tournament career.

3-PTERS IN TOURNAMENT CAREER

47, Lee Humphrey, Florida, 2004-07 (15)

43, Shelvin Mack, Butler, 2009-11 (13)

42, Bobby Hurley, Duke, 1990-93 (20)

NCAA TOURNAMENT GAMES

23, Christian Laettner, Duke, 1989-92

22, Greg Koubek, Duke, 1988-91

22, Brian Davis, Duke, 1989-92

21, Wayne Turner, Kentucky, 1996-99

20, Thomas Hill, Duke, 1990-93

20, Bobby Hurley, Duke, 1990-93

20, Grant Hill, Duke, 1991-94

20, Antonio Lang, Duke, 1991-94

DE'QUON LAKE DOUBLE-DOUBLES (2)

11/12 vs. Kansas State (11/23/17)

17/10 vs. Northern Arizona (11/17/17)

REMY!!!: The Pac-12 Sixth Man of the Year officially returned in 30+ seasons in 2017-18 and freshman Remy Martin shared the award with CU's Devon Collier. The previous Pac-10 Sixth Man of the Year was awarded from 1984-87. Martin – with zero starts -- averaged 9.6 points, had 94 assists and was 71-of-94 (.755) from the free throw line in 23.8 minutes per game. He had 20 double-figure scoring games (15 of final 21) and had a season-best 21 at No. 2 Kansas on Dec. 10. At WSU on Feb. 4, he had all 10 points in the final 6:20 as ASU outscored WSU 19-9 in final seven minutes. He injured his ankle on Oct. 10 and reinjured it on Nov. 21 vs. Utah State, as he missed the Omaha and Texas Southern games. Five of his top seven career scoring games have been away from home.

REMY MARTIN TOP SCORING TILTS

24 at California (1/9/19)

22 vs. Utah (1/3/19)

21 at Georgia (12/15/18)

21 at #2 Kansas (12/10/17)

20 vs. Colorado at Las Vegas (3/7/18)

19 vs. Princeton (12/29/18)

16 vs. #15 Mississippi State at Las Vegas (11/19/18)

REMY PAC-12 POTW (DEC. 17): Remy Martin matched a career-high with 21 points, grabbed a career-best eight rebounds, and added five assists and three steals to spark the Sun Devils back from an 18-point deficit to a 76-74 victory at Georgia on Dec. 15, leading to his Dec. 17 Pac-12 Player of the Week Award. The 6-0 guard from Chatsworth, Calif., totaled 12 points, five boards, two assists and two steals in the second half, including back-to-back baskets inside the final 3:11 which gave ASU its first lead of the game at 71-70.

TALENT UPGRADE: From 2002-16, ASU signed six top-85 players according to 247Sports/Scout.com. At times ASU has had a five-man lineup on the floor this year alone with top-85 recruits in Remy Martin (77) Lugentz Dort (33) and Kimani Lawrence (58) in the backcourt and Taeshon Cherry (29) and Romello White (81) underneath.

TOP-85 247SPORTS/SCOUT.COM ASU SIGNEES (2002-2018)

23. James Harden, 2007

29. Taeshon Cherry, 2018

33. Luguentz Dort, 2018

34. Jahii Carson, 2011

41, Sam Cunliffe, 2016

55. Ike Diogu, 2002

58. Kimani Lawrence, 2017

77. Remy Martin, 2017

79. Keala King, 2010

81. Romello White, 2016

SAME CITY/TIME/RESULT AS LAST YEAR: Thanksgiving week in Las Vegas has been really good to ASU. ASU won the 2017 Continental Tire Invitational at Orleans Arena on Nov. 23-24 with wins over 2018 Elite Eight member Kansas State (92-90) and then dropped 102 on No. 15 Xavier for a 16-point win. Those wins vaulted ASU into the rankings for the first time since James Harden was in uniform (2008-09), gave it a 6-0 start for just the second time in 32 seasons and was its first exempt tournament title since Bill Frieder's gang won the 1994 Maui Invitational. ASU then beat No. 15 Mississippi State on Nov. 19 and Utah State on Nov. 21 to win the 2018 MGM Resorts Main Event at T-Mobile Arena.

JUMP: Best standing verticals on the team: De'Quon Lake and Luguentz Dort both did 34 inches, while Zylan Cheatham is at 33.5 inches.

WHAT HAS CHANGED: The 2017-18 season saw a lot of upgrades for Sun Devil basketball beyond the NCAA Tournament appearance as attendance records were busted and it won a dozen straight for just the second time in school history. Below is a list of what was truth last year at this time and what ASU can flash the fork about now.

LAST YEAR AT THIS TIME / #FORKSUP NOW

5,807 attendance in BH first year / 10,603 in third year (school record)
11-game win streak in 1980-81 was awesome / 12-0 start last year was better
8-22 in road OOC games prior to CBH / 5-2 under Bobby Hurley
12 wins trail at half previous 5 seasons / 16 under BH in 4 seasons
Averaged 80+ points twice in Pac-12 history / 82.7 last year led Pac-12

#DUNK-KWON: De'Quon Lake is 124-of-170 (.729) from the field with 50 dunks in his 47-game career. He has 89 offensive rebounds and posted five dunks against both Idaho State and San Diego State in December of 2017. He also had seven blocks vs. Pacific. ASU is 11-2 when he scores in double digits and 9-2 when he gets at least seven boards.

DORTING: Luguentz Dort's 53 points in first two games (28 vs. CSF and 25 vs. McNeese State) were the third-most by a Pac-12 freshman in his first two career games since 1996-97. Only Washington's Markelle Fulz (65 in 2016-17) and Oregon's Tajuan Porter (55 in 2006-07) had better point production in their first two games than Dort in the past 23 seasons.

FWIW LUGUENTZ DORT PHYSICAL STUFF

HT: 6-4 -- **WT:** 215 -- **WINGSPAN:** 6-8.75 -- **BORN:** April of 1999

STANDING VERTICAL: 34" (tied for best on team with De'Quon Lake)

APPROACH VERTICAL: 39" (third on team behind Zylan at 41.5 and Remy at 40)

MOST POINTS BY A SUN DEVIL FRESHMAN

35, Mario Bennett vs. #5 Arizona, Feb. 20, 1992
34, Jahii Carson vs. Stanford @Pac-12 Tournament (Las Vegas), Mar. 13, 2013
33, Luguentz Dort vs. Utah State @Las Vegas, Nov. 21, 2018

HALF: ASU has 18 wins (eight on the road) when trailing at the half under Bobby Hurley, after going 12-64 (.157) the previous five seasons. It did it seven times in 2017-18 and did it this year at Georgia, vs. No. 1 Kansas and at California.

18 HALFTIME DEFICIT WINS UNDER COACH HURLEY

(-2) @California 35, ASU 33/Jan. 9, 2019/ASU 80, @California 66
(-8) #1 Kansas 39, #18 ASU 31/Dec. 22, 2018/#18 ASU 80, #1 Kansas 76
(-14) @Georgia 47, #20 ASU 33/Dec. 15, 2018/#20 ASU 76, @Georgia 74
(-4) USC 37, ASU 33/Feb. 8, 2018/ASU 80, USC 77
(-1) Oregon State 34, ASU 33/Jan. 13, 2018/ASU 77, OSU 75
(-1) @Utah 36, ASU 35/Jan. 7, 2018/ASU 80, @Utah 77
(-3) @#2 Kansas 40, #16 ASU 37/Dec. 10, 2017/#16 ASU 95, @KU 85
(-2) #15 Xavier 46, ASU 44/Nov. 24, 2017/ASU 102, #15 Xavier 86
(-2) Kansas State 44, ASU 42/Nov. 23, 2017/ASU 92, KSU 90
(-6) SDSU 40, ASU 34/Nov. 14, 2017/ASU 90, SDSU 68
(-1) USC 48, ASU 47/Feb. 26, 2017/ASU 83, USC 82
(-2) @UW 41, ASU 39/Feb. 16, 2017/ASU 83, @UW 81
(-1) Stanford 33, ASU 32/Feb. 11, 2017/ASU 75, Stanford 69
(-7) @SDSU 32, ASU 25/Dec. 10, 2016/ASU 74, @SDSU 63
(-3) #23 USC 30, ASU 27/Feb. 12, 2016/ASU 74, USC 67
(-12) @UNLV 37, ASU 25/Dec. 16, 2015/ASU 66, @UNLV 56
(-8) @Creighton 41, ASU 33/Dec. 2, 2015/ASU 79, @Creighton 77
(-2) UCSB 29, ASU 27/Nov. 29, 2015/ASU 70, UCSB 66

THREE-POINT NOTE

Entering 2018-19 ASU had made a three-point-er in 587 straight games. The last time ASU did not make a three-point-er was in an 89-57 win over Washington in Tempe on Feb. 10, 2001.

ASU OOC WINS VS. RANKED TEAMS

PAC-10/12 ERA

√ #18 ASU 80, #1 Kansas 76
Dec. 22, 2018/Bobby Hurley
√ ASU 72, #15 Mississippi State 67
Nov. 19, 2018 at Las Vegas/Bobby Hurley
√ #16 ASU 95, @#2 Kansas 85
Dec. 10, 2017/Bobby Hurley
√ ASU 102, #15 Xavier 86
Nov. 24, 2017 at Las Vegas/Bobby Hurley
√ ASU 67, #18 Texas A&M 54
Dec. 5, 2015/Bobby Hurley

√ ASU 79, #25 Marquette 77
Nov. 25, 2013/Herb Sendek
√ ASU 77, #17 Xavier 55
Dec. 15, 2007/Herb Sendek

√ ASU 97, #7 Maryland 90
Nov. 23, 1994 at Maui/Bill Frieder
√ ASU 79, #13 Michigan 62
Nov. 22, 1994 at Maui/Bill Frieder

√ #14 ASU 71, #7 Ohio State 58
Dec. 20, 1980/Ned Wulk
√ ASU 96, #12 Iowa 88
Dec. 6, 1980/Ned Wulk

12-GAME DUB STREAK: Much was made about the best start in school history last year that not much was said about the win streak as it stood alone.

ASU TOP WINNING STREAKS

18: 1961-62
12: 2017-18

SUN DEVIL LEADERS

(INCLUDES SHARED/THEN CAREER)

SCORING: Dort (5), Martin (5/6), Lawrence (1), Cherry (1), White (2), Edwards (1)

REBOUNDS: Dort (4), White (4/16), Lake (1/8), Mitchell (0/6), Cheatham (8), Edwards (1)

ASSISTS: Mitchell (0/5), Martin (8/14), White (0/2), Cheatham (7), Dort (1)

2018-19 @SunDevilHoops
ASU Combined Team Statistics (as of Jan 10, 2019)
All games

Overall record: 11-4 Conf: 2-1 Home: 7-2 Away: 2-1 Neutral: 2-1

#	Player	gp-gs	min	avg	Total		3-Point		F-Throw		Rebounds				pf	dq	a	to	blk	stl	pts	avg
					fg-fga	fg%	3fg-fga	3fg%	ft-fa	ft%	off	def	tot	avg								
00	Dort,Luguentz	15-14	485	32.3	84-214	.393	22-73	.301	68-102	.667	23	50	73	4.9	41	1	38	46	2	24	258	17.2
01	Martin,Remy	13-9	410	31.5	59-145	.407	13-48	.271	37-49	.755	9	34	43	3.3	13	0	56	24	1	16	168	12.9
45	Cheatham,Zylan	15-15	487	32.5	61-115	.530	6-16	.375	54-87	.621	34	105	139	9.3	43	1	56	41	15	12	182	12.1
14	Lawrence,Kimani	15-15	418	27.9	52-133	.391	20-59	.339	35-45	.778	16	43	59	3.9	38	1	26	23	4	10	159	10.6
02	Edwards,Rob	9-3	236	26.2	26-84	.310	17-41	.415	21-24	.875	2	26	28	3.1	18	0	13	6	3	9	90	10.0
23	White,Romello	15-15	363	24.2	53-83	.639	0-0	.000	37-58	.638	36	53	89	5.9	45	2	7	19	9	6	143	9.5
35	Cherry,Taeshon	15-3	309	20.6	36-92	.391	20-63	.317	8-11	.727	6	40	46	3.1	38	1	8	6	4	13	100	6.7
32	Lake,De'Quon	15-1	223	14.9	33-42	.786	0-0	.000	14-23	.609	30	43	73	4.9	44	2	3	17	14	3	80	5.3
03	Mitchell,Mickey	6-0	53	8.8	5-7	.714	1-1	1.000	1-8	.125	6	10	16	2.7	7	0	6	6	0	1	12	2.0
05	Feit,Kyle	4-0	5	1.3	2-3	.667	1-2	.500	0-0	.000	0	2	2	0.5	1	0	0	1	0	0	5	1.3
10	Shibel,Vitaliy	6-0	30	5.0	2-6	.333	2-5	.400	0-0	.000	2	3	5	0.8	7	0	0	1	0	0	6	1.0
11	Valtonen,Elias	9-0	25	2.8	0-1	.000	0-1	.000	2-2	1.000	1	0	1	0.1	1	0	1	1	2	0	2	0.2
24	Salzman,Jordan	2-0	2	1.0	0-2	.000	0-0	.000	0-0	.000	0	0	0	0.0	0	0	0	0	0	0	0	0.0
25	Fogerty,Grant	2-0	2	1.0	0-0	.000	0-0	.000	0-0	.000	0	0	0	0.0	0	0	0	0	0	0	0	0.0
31	Thompson,Trevor	1-0	1	1.0	0-0	.000	0-0	.000	0-0	.000	0	0	0	0.0	0	0	0	0	0	0	0	0.0
21	Roggin,Jack	1-0	1	1.0	0-0	.000	0-0	.000	0-0	.000	0	0	0	0.0	0	0	0	0	0	0	0	0.0
Team											34	30	64		1		6					
Total.....		15	3050		413-927	.446	102-309	.330	277-409	.677	199	439	638	42.5	297	8	214	197	54	94	1205	80.3
Opponents.....		15	3050		352-882	.399	128-393	.326	256-345	.742	134	382	516	34.4	333	11	188	214	51	85	1088	72.5

TEAM STATISTICS	ASU	OPP	Date	Opponent	Score	Att.
SCORING	1205	1088	11/6/18	CSU FULLERTON	Wo2 102-94	9145
Points per game	80.3	72.5	11/9/18	MCNEESE STATE	w 80-52	8515
Scoring margin	+7.8	-	11/12/18	LONG BEACH STATE	w 90-58	8818
FIELD GOALS-ATT	413-927	352-882	11/19/18	vs Mississippi State	w 72-67	2507
Field goal pct	.446	.399	11/21/18	vs Utah State	w 87-82	3157
3 POINT FG-ATT	102-309	128-393	11/28/18	NEBRASKA OMAHA	w 89-71	6951
3-point FG pct	.330	.326	12/01/18	TEXAS SOUTHERN	w 83-71	10085
3-pt FG made per game	6.8	8.5	12/07/18	vs Nevada	L 66-72	7235
FREE THROWS-ATT	277-409	256-345	12/15/18	at Georgia	w 76-74	9028
Free throw pct	.677	.742	12/17/18	at Vanderbilt	L 65-81	9271
F-Throws made per game	18.5	17.1	12/22/18	KANSAS	w 80-76	14592
REBOUNDS	638	516	12/29/18	PRINCETON	L 66-67	10030
Rebounds per game	42.5	34.4	* 01/03/19	UTAH	L 86-96	9128
Rebounding margin	+8.1	-	* 01/05/19	COLORADO	w 83-61	10003
ASSISTS	214	188	* 01/09/19	at California	w 80-66	5827
Assists per game	14.3	12.5				
TURNOVERS	197	214				
Turnovers per game	13.1	14.3				
Turnover margin	+1.1	-				
Assist/turnover ratio	1.1	0.9				
STEALS	94	85				
Steals per game	6.3	5.7				
BLOCKS	54	51				
Blocks per game	3.6	3.4				
ATTENDANCE	87267	37025				
Home games-Avg/Game	9-9696	3-8042				
Neutral site-Avg/Game	-	3-4300				

* - Conference game

Score by Periods	1st	2nd	OT	OT2	Totals
ASU	549	637	6	13	1205
Opponents	482	595	6	5	1088

2018-19 @SunDevilHoops
ASU Combined Team Statistics (as of Jan 10, 2019)
Conference games

RECORD:	OVERALL	HOME	AWAY	NEUTRAL
ALL GAMES	2-1	1-1	1-0	0-0
CONFERENCE	2-1	1-1	1-0	0-0
NON-CONFERENCE	0-0	0-0	0-0	0-0

##	Player	gp-gs	min	avg	Total		3-Point		F-Throw		Rebounds				pf	dq	a	to	blk	stl	pts	avg
					fg-fga	fg%	3fg-fga	3fg%	ft-fa	ft%	off	def	tot	avg								
45	Cheatham,Zylan	3-3	100	33.3	15-27	.556	4-6	.667	12-18	.667	6	12	18	6.0	8	0	10	6	4	1	46	15.3
01	Martin,Remy	3-1	93	31.0	19-30	.633	7-11	.636	1-2	.500	2	6	8	2.7	3	0	22	4	0	3	46	15.3
00	Dort,Luguentz	3-2	84	28.0	16-35	.457	2-15	.133	7-10	.700	4	4	8	2.7	7	1	9	9	0	4	41	13.7
02	Edwards,Rob	3-2	90	30.0	10-28	.357	8-17	.471	8-10	.800	1	11	12	4.0	4	0	6	4	2	4	36	12.0
23	White,Romello	3-3	70	23.3	14-19	.737	0-0	.000	5-8	.625	5	14	19	6.3	9	1	1	5	0	2	33	11.0
32	Lake,De'Quon	3-1	49	16.3	8-9	.889	0-0	.000	4-8	.500	7	10	17	5.7	6	0	0	0	2	0	20	6.7
14	Lawrence,Kimani	3-3	58	19.3	4-14	.286	2-9	.222	6-10	.600	1	9	10	3.3	10	0	4	2	0	2	16	5.3
35	Cherry,Taeshon	3-0	53	17.7	4-18	.222	3-17	.176	0-1	.000	0	7	7	2.3	10	1	2	1	0	4	11	3.7
10	Shibel,Vitaliy	1-0	1	1.0	0-0	.000	0-0	.000	0-0	.000	0	0	0	0.0	0	0	0	0	0	0	0	0.0
11	Valtonen,Elias	2-0	2	1.0	0-0	.000	0-0	.000	0-0	.000	0	0	0	0.0	0	0	1	0	0	0	0	0.0
Team											5	6	11					3				
Total.....		3	600		90-180	.500	26-75	.347	43-67	.642	31	79	110	36.7	57	3	55	34	8	20	249	83.0
Opponents.....		3	600		68-167	.407	29-77	.377	58-73	.795	27	72	99	33.0	62	0	37	42	9	19	223	74.3

TEAM STATISTICS	ASU	OPP	Date	Opponent	Score	Att.
SCORING	249	223	*	01/03/19	UTAH	L 86-96 9128
Points per game	83.0	74.3	*	01/05/19	COLORADO	w 83-61 10003
Scoring margin	+8.7	-	*	01/09/19	at California	w 80-66 5827
FIELD GOALS-ATT	90-180	68-167	* - Conference game			
Field goal pct	.500	.407				
3 POINT FG-ATT	26-75	29-77				
3-point FG pct	.347	.377				
3-pt FG made per game	8.7	9.7				
FREE THROWS-ATT	43-67	58-73				
Free throw pct	.642	.795				
F-Throws made per game	14.3	19.3				
REBOUNDS	110	99				
Rebounds per game	36.7	33.0				
Rebounding margin	+3.7	-				
ASSISTS	55	37				
Assists per game	18.3	12.3				
TURNOVERS	34	42				
Turnovers per game	11.3	14.0				
Turnover margin	+2.7	-				
Assist/turnover ratio	1.6	0.9				
STEALS	20	19				
Steals per game	6.7	6.3				
BLOCKS	8	9				
Blocks per game	2.7	3.0				
ATTENDANCE	19131	5827				
Home games-Avg/Game	2-9566	1-5827				
Neutral site-Avg/Game	-	0-0				

Score by Periods	1st	2nd	Totals
ASU	120	129	249
Opponents	100	123	223

2018-19 @SunDevilHoops
ASU Team Game-by-Game Comparison (as of Jan 10, 2019)
All games

Opponent	1st	2nd	Score	Mar	Total FG	FG Pct	3-Pointers	3FG Pct	Free Throws	FT Pct	Rebounds	Assist	T/Over	Block	Steal	Fouls
CSU FULLERTON	34/31	49/52	102-94	+8	33-78/34-74	.423/.459	10-26/7-24	.385/.292	26-44/19-26	.591/.731	58/42 +16	11/7	17/17	2/3	3/7	26/36
MCNEESE STATE	33/23	47/29	80-52	+28	27-58/15-47	.466/.319	5-19/5-20	.263/.250	21-27/17-29	.778/.586	43/30 +13	15/10	11/17	6/1	9/1	23/22
LONG BEACH STATE	38/16	52/42	90-58	+32	29-65/17-62	.446/.274	5-16/9-31	.313/.290	27-36/15-24	.750/.625	63/30 +33	17/14	18/16	7/4	7/11	23/27
Mississippi State	39/24	33/43	72-67	+5	26-58/25-69	.448/.362	7-17/8-30	.412/.267	13-18/9-10	.722/.900	40/34 +6	15/16	12/10	2/5	5/6	13/17
Utah State	37/35	50/47	87-82	+5	26-52/25-56	.500/.446	7-14/7-23	.500/.304	28-42/25-33	.667/.758	29/34 (5)	13/15	16/20	3/1	8/6	27/28
NEBRASKA OMAHA	50/40	39/31	89-71	+18	33-64/28-61	.516/.459	8-21/13-26	.381/.500	15-22/2-5	.682/.400	41/27 +14	19/14	13/18	5/2	9/5	13/19
TEXAS SOUTHERN	40/32	43/39	83-71	+12	31-56/24-67	.554/.358	8-25/10-35	.320/.286	13-25/13-22	.520/.591	48/34 +14	18/14	19/7	5/1	4/10	19/22
Nevada	36/24	30/48	66-72	(6)	25-62/25-55	.403/.455	5-20/3-18	.250/.167	11-17/19-24	.647/.792	40/31 +9	13/11	17/11	2/7	4/3	25/15
Georgia	33/47	43/27	76-74	+2	26-64/20-47	.406/.426	4-16/8-22	.250/.364	20-27/26-32	.741/.813	38/34 +4	8/11	12/19	0/7	8/6	23/21
Vanderbilt	28/34	37/47	65-81	(16)	21-65/24-55	.323/.436	7-24/12-28	.292/.429	16-20/21-29	.800/.724	42/39 +3	9/13	10/10	1/4	4/3	19/18
KANSAS	31/39	49/37	80-76	+4	26-63/27-65	.413/.415	8-21/7-28	.381/.250	20-32/15-16	.625/.938	41/40 +1	13/13	11/16	5/5	9/6	12/22
PRINCETON	30/37	36/30	66-67	(1)	20-62/20-57	.323/.351	2-15/10-31	.133/.323	24-32/17-22	.750/.773	45/42 +3	8/13	7/11	8/2	4/2	17/24
UTAH	43/39	43/57	86-96	(10)	30-65/29-57	.462/.509	11-28/16-30	.393/.533	15-25/22-27	.600/.815	34/38 (4)	15/19	9/14	5/3	6/7	18/21
COLORADO	44/26	39/35	83-61	+22	32-56/19-58	.571/.328	7-21/5-26	.333/.192	12-19/18-22	.632/.818	42/28 +14	24/10	16/15	1/4	8/10	19/21
California	33/35	47/31	80-66	+14	28-59/20-52	.475/.385	8-26/8-21	.308/.381	16-23/18-24	.696/.750	34/33 +1	16/8	9/13	2/2	6/2	20/20

Note: Game totals are displayed in the format TEAM/OPPONENT for each category

2018-19 @SunDevilHoops
ASU Points-Rebounds-Assists (as of Jan 10, 2019)
All games

				00	01	02	03	10	11	14
Opponent	Date	Score		DORT,LUGUE	MARTIN,REM	EDWARDS,RO	MITCHELL,M	SHIBEL,VIT	VALTONEN,E	LAWRENCE,K
CSU FULLERTON	11/6/18	102-94	w	28-9-1	8-5-3	14-6-2	2-1-0	DNP	0-0-0	16-6-2
MCNEESE STATE	11/9/18	80-52	w	25-2-1	6-3-5	DNP	1-3-1	0-2-0	0-0-0	16-6-1
LONG BEACH STATE	11/12/18	90-58	w	12-12-4	15-2-5	DNP	5-6-3	0-2-0	2-1-0	13-3-2
vs Mississippi State	11/19/18	72-67	w	17-9-2	16-2-7	DNP	0-0-0	DNP	DNP	22-5-1
vs Utah State	11/21/18	87-82	w	33-7-4	13-2-0	DNP	2-2-0	DNP	DNP	10-2-2
NEBRASKA OMAHA	11/28/18	89-71	w	19-5-4	DNP	DNP	DNP	3-0-0	0-0-0	18-4-5
TEXAS SOUTHERN	12/01/18	83-71	w	18-2-2	DNP	DNP	DNP	3-1-0	0-0-0	13-8-5
vs Nevada	12/07/18	66-72	L	24-4-0	5-4-4	0-2-0	2-4-2	DNP	DNP	8-1-1
at Georgia	12/15/18	76-74	w	12-4-1	21-8-5	0-2-0	DNP	0-0-0	0-0-0	8-0-0
at Vanderbilt	12/17/18	65-81	L	10-1-3	9-3-1	14-0-3	DNP	DNP	DNP	7-8-1
KANSAS	12/22/18	80-76	w	13-4-5	10-4-4	15-4-1	DNP	DNP	DNP	7-3-1
PRINCETON	12/29/18	66-67	L	6-6-2	19-2-0	11-2-1	DNP	DNP	0-0-0	5-3-1
UTAH	01/03/19	86-96	L	14-2-4	22-3-6	14-3-1	DNP	0-0-0	0-0-0	2-3-1
COLORADO	01/05/19	83-61	w	14-4-2	0-3-8	9-3-3	DNP	DNP	0-0-1	11-3-2
at California	01/09/19	80-66	w	13-2-3	24-2-8	13-6-2	DNP	DNP	DNP	3-4-1

				23	32	35	45
Opponent	Date	Score		WHITE,ROME	LAKE,DE'QU	CHERRY,TAE	CHEATHAM,Z
CSU FULLERTON	11/6/18	102-94	w	10-6-0	9-9-0	3-5-0	12-9-3
MCNEESE STATE	11/9/18	80-52	w	1-2-0	7-5-0	6-3-1	16-12-6
LONG BEACH STATE	11/12/18	90-58	w	12-9-1	10-7-0	6-5-1	12-9-1
vs Mississippi State	11/19/18	72-67	w	1-5-1	4-5-2	0-2-1	12-9-1
vs Utah State	11/21/18	87-82	w	3-5-0	3-3-1	15-2-0	8-3-6
NEBRASKA OMAHA	11/28/18	89-71	w	8-3-0	9-11-0	19-4-1	13-12-9
TEXAS SOUTHERN	12/01/18	83-71	w	19-14-1	2-0-0	14-4-0	14-13-10
vs Nevada	12/07/18	66-72	L	2-3-1	6-2-0	6-4-1	13-10-4
at Georgia	12/15/18	76-74	w	16-2-1	4-3-0	5-3-0	10-10-1
at Vanderbilt	12/17/18	65-81	L	9-5-0	0-3-0	7-4-1	9-14-0
KANSAS	12/22/18	80-76	w	11-5-1	3-3-0	8-2-0	13-11-1
PRINCETON	12/29/18	66-67	L	18-11-0	3-5-0	0-1-0	4-9-4
UTAH	01/03/19	86-96	L	7-7-0	5-6-0	5-2-0	17-5-3
COLORADO	01/05/19	83-61	w	19-8-1	12-7-0	6-2-2	12-7-5
at California	01/09/19	80-66	w	7-4-0	3-4-0	0-3-0	17-6-2

2018-19 @SunDevilHoops
ASU Game-by-Game Highs (as of Jan 10, 2019)
All games

Opponent	Date	Score	Points	Rebounds	Assists	Steals	Blocked shots
CSU FULLERTON	11/6/18	102-94	28-Dort,Luguentz	9-Lake,De'Quon Dort,Luguentz Cheatham,Zylan	3-Cheatham,Zylan Martin,Remy	3-Dort,Luguentz	2-Lake,De'Quon
MCNEESE STATE	11/9/18	80-52	25-Dort,Luguentz	12-Cheatham,Zylan	6-Cheatham,Zylan	3-Dort,Luguentz	3-Lake,De'Quon
LONG BEACH STATE	11/12/18	90-58	15-Martin,Remy	12-Dort,Luguentz	5-Martin,Remy	2-Cheatham,Zylan Martin,Remy	2-Cheatham,Zylan
vs Mississippi State	11/19/18	72-67	22-Lawrence,Kimani	9-Cheatham,Zylan Dort,Luguentz	7-Martin,Remy	2-Dort,Luguentz	1-White,Romello Cheatham,Zylan
vs Utah State	11/21/18	87-82	33-Dort,Luguentz	7-Dort,Luguentz	6-Cheatham,Zylan	2-Martin,Remy Dort,Luguentz	1-Lake,De'Quon Cheatham,Zylan Cherry,Taeshon
NEBRASKA OMAHA	11/28/18	89-71	19-Cherry,Taeshon Dort,Luguentz	12-Cheatham,Zylan	9-Cheatham,Zylan	3-Dort,Luguentz	2-Lawrence,Kimani
TEXAS SOUTHERN	12/01/18	83-71	19-White,Romello	14-White,Romello	10-Cheatham,Zylan	2-Cheatham,Zylan	1-Lake,De'Quon Cherry,Taeshon White,Romello Lawrence,Kimani Cheatham,Zylan
vs Nevada	12/07/18	66-72	24-Dort,Luguentz	10-Cheatham,Zylan	4-Martin,Remy Cheatham,Zylan	1-Martin,Remy Edwards,Rob Dort,Luguentz Cheatham,Zylan	2-Lake,De'Quon
at Georgia	12/15/18	76-74	21-Martin,Remy	10-Cheatham,Zylan	5-Martin,Remy	3-Martin,Remy	None
at Vanderbilt	12/17/18	65-81	14-Edwards,Rob	14-Cheatham,Zylan	3-Edwards,Rob Dort,Luguentz	1-Edwards,Rob Lake,De'Quon Dort,Luguentz Lawrence,Kimani	1-Cheatham,Zylan
KANSAS	12/22/18	80-76	15-Edwards,Rob	11-Cheatham,Zylan	5-Dort,Luguentz	4-Cherry,Taeshon	2-White,Romello
PRINCETON	12/29/18	66-67	19-Martin,Remy	11-White,Romello	4-Cheatham,Zylan	1-Edwards,Rob Martin,Remy Lake,De'Quon Cheatham,Zylan	3-Cheatham,Zylan White,Romello
UTAH	01/03/19	86-96	22-Martin,Remy	7-White,Romello	6-Martin,Remy	2-Cherry,Taeshon Dort,Luguentz Edwards,Rob	2-Lake,De'Quon Cheatham,Zylan
COLORADO	01/05/19	83-61	19-White,Romello	8-White,Romello	8-Martin,Remy	2-Edwards,Rob Cherry,Taeshon Martin,Remy	1-Cheatham,Zylan
at California	01/09/19	80-66	24-Martin,Remy	6-Cheatham,Zylan Edwards,Rob	8-Martin,Remy	2-Dort,Luguentz	1-Edwards,Rob Cheatham,Zylan

Individual Career History

Cheatham,Zylan

			Total		3-Point		F-Throws		Rebounds											Scoring	
Season	gp-gs	min/avg	fg-fga	pct	fg-fga	pct	ft-fta	pct	off	def	tot	avg	pf	fo	ast	to	blk	stl	pts	avg	
2015-16*	38-26	791/20.8	93-176	.528	3-17	.176	111-155	.716	62	143	205	5.4	87	2	36	72	26	22	300	7.9	
2016-17*	31-22	726/23.4	95-183	.519	2-12	.167	90-119	.756	69	125	194	6.3	83	2	43	60	18	33	282	9.1	
2018-19	15-15	487/32.5	61-115	.530	6-16	.375	54-87	.621	34	105	139	9.3	43	1	56	41	15	12	182	12.1	
TOTAL	15-15	487/32.5	61-115	.530	6-16	.375	54-87	.621	34	105	139	9.3	43	1	56	41	15	12	182	12.1	
All*	84-63	2004/23.9	249-474	.525	11-45	.244	255-361	.706	165	373	538	6.4	213	5	135	173	59	67	764	9.1	

* Statistics from prior team/school

Edwards,Rob

			Total		3-Point		F-Throws		Rebounds											Scoring	
Season	gp-gs	min/avg	fg-fga	pct	fg-fga	pct	ft-fta	pct	off	def	tot	avg	pf	fo	ast	to	blk	stl	pts	avg	
2015-16*	32-29	994/31.1	130-331	.393	49-124	.395	89-119	.748	21	104	125	3.9	71	0	46	109	1	37	398	12.4	
2016-17*	31-30	964/31.1	167-404	.413	63-178	.354	114-149	.765	29	110	139	4.5	68	0	53	95	5	41	511	16.5	
2018-19	9-3	236/26.2	26-84	.310	17-41	.415	21-24	.875	2	26	28	3.1	18	0	13	6	3	9	90	10.0	
TOTAL	9-3	236/26.2	26-84	.310	17-41	.415	21-24	.875	2	26	28	3.1	18	0	13	6	3	9	90	10.0	
All*	72-62	2194/30.5	323-819	.394	129-343	.376	224-292	.767	52	240	292	4.1	157	0	112	210	9	87	999	13.9	

* Statistics from prior team/school

Lake,De'Quon

			Total		3-Point		F-Throws		Rebounds											Scoring	
Season	gp-gs	min/avg	fg-fga	pct	fg-fga	pct	ft-fta	pct	off	def	tot	avg	pf	fo	ast	to	blk	stl	pts	avg	
2017-18	32-1	546/17.1	91-128	.711	0-0	.000	47-71	.662	59	108	167	5.2	91	5	4	14	43	9	229	7.2	
2018-19	15-1	223/14.9	33-42	.786	0-0	.000	14-23	.609	30	43	73	4.9	44	2	3	17	14	3	80	5.3	
TOTAL	47-2	769/16.4	124-170	.729	0-0	.000	61-94	.649	89	151	240	5.1	135	7	7	31	57	12	309	6.6	

Lawrence,Kimani

			Total		3-Point		F-Throws		Rebounds											Scoring	
Season	gp-gs	min/avg	fg-fga	pct	fg-fga	pct	ft-fta	pct	off	def	tot	avg	pf	fo	ast	to	blk	stl	pts	avg	
2017-18	19-0	186/9.8	22-48	.458	3-15	.200	11-13	.846	10	23	33	1.7	31	0	3	9	8	7	58	3.1	
2018-19	15-15	418/27.9	52-133	.391	20-59	.339	35-45	.778	16	43	59	3.9	38	1	26	23	4	10	159	10.6	
TOTAL	34-15	604/17.8	74-181	.409	23-74	.311	46-58	.793	26	66	92	2.7	69	1	29	32	12	17	217	6.4	

Martin,Remy

			Total		3-Point		F-Throws		Rebounds										Scoring	
Season	gp-gs	min/avg	fg-fga	pct	fg-fga	pct	ft-fta	pct	off	def	tot	avg	pf	fo	ast	to	blk	stl	pts	avg
2017-18	32-0	762/23.8	107-236	.453	23-62	.371	71-94	.755	22	73	95	3.0	48	0	94	43	2	36	308	9.6
2018-19	13-9	410/31.5	59-145	.407	13-48	.271	37-49	.755	9	34	43	3.3	13	0	56	24	1	16	168	12.9
TOTAL	45-9	1172/26.0	166-381	.436	36-110	.327	108-143	.755	31	107	138	3.1	61	0	150	67	3	52	476	10.6

Shibel,Vitaliy

			Total		3-Point		F-Throws		Rebounds											Scoring	
Season	gp-gs	min/avg	fg-fga	pct	fg-fga	pct	ft-fta	pct	off	def	tot	avg	pf	fo	ast	to	blk	stl	pts	avg	
2017-18	32-20	332/10.4	19-55	.345	11-44	.250	10-12	.833	11	48	59	1.8	73	3	17	13	9	4	59	1.8	
2018-19	6-0	30/5.0	2-6	.333	2-5	.400	0-0	.000	2	3	5	0.8	7	0	0	1	0	0	6	1.0	
TOTAL	38-20	362/9.5	21-61	.344	13-49	.265	10-12	.833	13	51	64	1.7	80	3	17	14	9	4	65	1.7	

White,Romello

			Total		3-Point		F-Throws		Rebounds											Scoring	
Season	gp-gs	min/avg	fg-fga	pct	fg-fga	pct	ft-fta	pct	off	def	tot	avg	pf	fo	ast	to	blk	stl	pts	avg	
2017-18	31-31	752/24.3	120-184	.652	0-0	.000	85-154	.552	79	141	220	7.1	100	6	13	44	23	8	325	10.5	
2018-19	15-15	363/24.2	53-83	.639	0-0	.000	37-58	.638	36	53	89	5.9	45	2	7	19	9	6	143	9.5	
TOTAL	46-46	1115/24.2	173-267	.648	0-0	.000	122-212	.575	115	194	309	6.7	145	8	20	63	32	14	468	10.2	

Official Basketball Box Score -- Game Totals -- Final Statistics
Arizona St. vs California
01/09/19 6:00 pm at

Arizona St. 80 • 11-4

##	Player		Total	3-Ptr	FT-FTA	Rebounds			PF	TP	A	TO	Blk	Stl	Min
			FG-FGA	FG-FGA		Off	Def	Tot							
14	Kimani Lawrence	f	1-4	0-3	1-2	1	3	4	3	3	1	0	0	1	19
23	Romello White	f	3-5	0-0	1-2	0	4	4	5	7	0	1	0	1	21
45	Zylan Cheatham	f	6-11	0-1	5-7	1	5	6	3	17	2	1	1	1	35
00	Luguentz Dort	g	5-10	1-5	2-2	1	1	2	2	13	3	2	0	2	30
02	Rob Edwards	g	3-9	2-5	5-6	0	6	6	1	13	2	2	1	0	31
01	Remy Martin		9-14	5-7	1-2	2	0	2	2	24	8	1	0	1	33
32	De'Quon Lake		1-1	0-0	1-2	2	2	4	2	3	0	0	0	0	17
35	Taeshon Cherry		0-5	0-5	0-0	0	3	3	2	0	0	0	0	0	14
Team						1	2	3				2			
Totals			28-59	8-26	16-23	8	26	34	20	80	16	9	2	6	200

FG % 1st Half: 13-33 39.4% 2nd half: 15-26 57.7% Game: 28-59 47.5%
 3FG % 1st Half: 4-15 26.7% 2nd half: 4-11 36.4% Game: 8-26 30.8%
 FT % 1st Half: 3-7 42.9% 2nd half: 13-16 81.3% Game: 16-23 69.6%

Deadball
Rebounds
4

California 66 • 5-10

##	Player		Total	3-Ptr	Rebounds			PF	TP	A	TO	Blk	Stl	Min	
			FG-FGA	FG-FGA	FT-FTA	Off	Def								Tot
10	Justice Sueing	f	2-6	1-2	2-2	1	6	7	2	7	1	1	0	2	29
22	Andre Kelly	f	1-3	0-0	4-6	1	5	6	4	6	1	1	0	0	33
23	Connor Vanover	c	3-9	1-4	0-0	2	2	4	3	7	0	2	1	0	19
01	Darius McNeill	g	4-11	2-6	6-6	0	2	2	2	16	1	0	1	0	36
20	Matt Bradley	g	7-12	3-5	2-2	0	3	3	3	19	2	6	0	0	35
02	Juhwan Harris-Dyson		1-4	0-1	2-2	1	2	3	3	4	3	1	0	0	25
15	Roman Davis		0-3	0-0	1-4	1	0	1	0	1	0	0	0	0	6
24	Jacobi Gordon		1-2	1-2	1-2	1	2	3	1	4	0	2	0	0	6
34	Grant Anticevich		1-2	0-1	0-0	1	3	4	2	2	0	0	0	0	11
Team						0	0	0							
Totals			20-52	8-21	18-24	8	25	33	20	66	8	13	2	2	200

FG % 1st Half: 13-30 43.3% 2nd half: 7-22 31.8% Game: 20-52 38.5%
 3FG % 1st Half: 4-11 36.4% 2nd half: 4-10 40.0% Game: 8-21 38.1%
 FT % 1st Half: 5-6 83.3% 2nd half: 13-18 72.2% Game: 18-24 75.0%

Deadball
Rebounds
4,1

Officials: Rick Randall,Deron White,David Hall
 Technical fouls: Arizona St.-None. California-None.
 Attendance: 5827

2018-19 Men's Basketball. Round: 0. Arizona St. vs California. Played at .

Score by periods	1st	2nd	Total
Arizona St.	33	47	80
California	35	31	66

2018-19 SUN DEVIL HIGHS AND LOWS

SUN DEVIL TEAM HIGHS

POINTS: 102 vs. CAL STATE FULLERTON
FIELD GOALS: 33 vs. OMAHA/CSF
FIELD GOAL ATTEMPTS: 78 vs. CAL STATE FULLERTON
FIELD GOAL%: .571 vs. COLORADO (32-56)
3-PT FIELD GOALS: 11 vs. UTAH
3-PT FIELD GOALS ATT: 28 vs. UTAH
3-PT % (10 ATT.): .500 vs. Utah State (7-14)
FREE THROWS: 28 vs. Utah State
FREE THROWS ATTEMPTED: 44 vs. CAL STATE FULLERTON
FREE THROW % (15 ATT.): .800 at Vanderbilt (16-20)
REBOUNDS: 63 vs. LONG BEACH STATE
ASSISTS: 24 vs. COLORADO
STEALS: 9 vs. #1 KANSAS/NEBRASKA OMAHA/McNEESE ST.
BLOCKS: 8 vs. PRINCETON
TURNOVERS: 18 vs. LONG BEACH STATE
FOULS: 27 vs. Utah State
FIRST HALF POINTS: 50 vs. NEBRASKA OMAHA
SECOND HALF POINTS: 52 vs. LONG BEACH STATE

SUN DEVIL TEAM LOWS

POINTS: 65 at Vanderbilt
FIELD GOALS: 20 vs. PRINCETON
FIELD GOAL ATTEMPTS: 52 vs. Utah State
FIELD GOAL%: .323/20-62 vs. PRINCETON
3-PT FIELD GOALS: 2 vs. PRINCETON
3-PT FIELD GOALS ATT: 14 vs. Utah State
3-PT % (10 ATT.): .133/2-15 vs. PRINCETON
FREE THROWS: 11 vs. #6 Nevada
FT ATTEMPTED: 17 vs. #6 Nevada
FREE THROW % (10 ATT.): .520/13-25 vs. TEXAS SOUTHERN
REBOUNDS: 29 vs. Utah State
ASSISTS: 8 vs. PRINCETON/at Georgia
STEALS: 3 vs. CAL STATE FULLERTON
BLOCKS: 0 at Georgia
TURNOVERS: 7 vs. PRINCETON
FOULS: 12 vs. #1 KANSAS

SUN DEVIL INDIVIDUAL HIGHS

POINTS: 33, Luguentz Dort vs. Utah State
FIELD GOALS: 10 (2x) by Luguentz Dort vs. Utah State
FG ATTEMPTS: 22, Luguentz Dort vs. CAL STATE FULLERTON
FG PERCENTAGE (9 ATT.): 9-10, Romello White vs. TSU
3-PT FGS: 5, Remy Martin at California
3-PT ATT: 10, Luguentz Dort vs. TEXAS SOUTHERN
3-PT % (4 MADE): Taeshon Cherry vs. TEXAS SOUTHERN (4-6)
3-PT % (4 MADE): Kimani Lawrence vs. OMAHA (4-6)
FREE THROWS: 11, Luguentz Dort vs. Utah State
FT ATTEMPTED: 14, Luguentz Dort vs. Utah State
FREE THROW % (6 ATT.): 6-6, Romello White vs. LONG BEACH
REBOUNDS: 14 (2x) Zylan Cheatham at Vanderbilt
ASSISTS: 10, Zylan Cheatham vs. TEXAS SOUTHERN
STEALS: 4 by Taeshon Cherry vs. #1 KANSAS STATE
BLOCKS: 3, three times
TURNOVERS: 8, Luguentz Dort vs. TEXAS SOUTHERN
FOUL OUTS: 8 on year
MINUTES: 41, Rob Edwards vs. CSU FULLERTON

OPPONENT TEAM HIGHS

POINTS: 94 by CAL STATE FULLERTON
FIELD GOALS: 34 by CAL STATE FULLERTON
FIELD GOAL ATTEMPTS: 74 by CAL STATE FULLERTON
FIELD GOAL %: .509/UTAH (29-57)
3-POINTERS: 16 by UTAH
3-POINTER ATTEMPTS: 35 by TEXAS SOUTHERN
3-POINT % (10 ATT.): .533/UTAH (16-30)
FREE THROWS: 26 at Georgia
FREE THROW ATTEMPTS: 33 by Utah State
FREE THROW % (20 ATT.): .818/COLORADO (18-22)
REBOUNDS: 42 by PRINCETON/CAL STATE FULLERTON
ASSISTS: 19 by UTAH
STEALS: 11 by LONG BEACH STATE
BLOCKS: 7 at Georgia/by #6 Nevada
TURNOVERS: 20 by Utah State
FOULS: 36 by CAL STATE FULLERTON

OPPONENT TEAM LOWS

POINTS: 52 by McNEESE STATE
FIELD GOALS: 15 by McNEESE STATE
FIELD GOAL ATTEMPTS: 47 at Georgia/by McNEESE STATE
FIELD GOAL %: .274/17-62 by LONG BEACH STATE
3-POINTERS: 3 by #6 Nevada
3-POINTER ATTEMPTS: 18 by #6 Nevada
3-POINT % (10 ATT.): .167/3-18 by #6 Nevada
FREE THROWS: 2 by NEBRASKA OMAHA
FREE THROW ATTEMPTS: 5 by NEBRASKA OMAHA
FREE THROW % (20 ATT.): .586/17-29 by McNEESE STATE
REBOUNDS: 27 by NEBRASKA OMAHA
ASSISTS: 7 by CAL STATE FULLERTON
STEALS: 1 by McNEESE STATE
BLOCKS: 1 (5x)
TURNOVERS: 7 by TEXAS SOUTHERN
FOULS: 15 by #6 Nevada

OPPONENT INDIVIDUAL HIGHS

POINTS: 35, Kyle Allman of CSU FULLERTON
FIELD GOALS: 13, Kyle Allman of CSU FULLERTON
FIELD GOAL ATTEMPTS: 26, Kyle Allman of CSU FULLERTON
3-PT FGS: 6, Donnie Tillman of UTAH
3-PT ATT: 14, Jaylyn Patterson vs. TSU
FREE THROWS: 10, Khalil Ahmad of CSU FULLERTON
FT ATTEMPTED: 12 (2x)
REBOUNDS: 14 by Dedric Lawson of #1 KANSAS
ASSISTS: 7, Austen Awosika of CSU FULLERTON
STEALS: 4 (2x)
BLOCKS: 4 by Nicolas Claxton at Georgia
TURNOVERS: 6 by Matt Bradley at California
FOUL OUTS: 11 times

ASU STARTING LINEUPS 2018-19 (5)

Cheatham, Dort, Edwards, Lawrence, White (1-0 vs. CSF)
Cheatham, Dort, Lawrence, Martin, White (6-3)
Cheatham, Cherry, Dort, Lawrence, White (2-1)
Cheatham, Edwards, Lake, Lawrence, White (1-0 vs. CU)
Cheatham, Dort, Edwards, Lawrence, White (1-0 at Cal)

SUN DEVIL CAREER HIGHS/SUN DEVIL RECORD WHEN

BOBBY HURLEY ERA STATS (61-51)

Year	15-16	16-17	17-18	18-19	TOTAL
Record:	15-17	15-18	20-12	11-4	61-51
More rebounds:	12-3	9-3	13-1	10-3	44-10
Lead at half:	11-3	11-4	13-1	8-2	43-10
Trail at half:	4-14	4-14	7-11	3-2	18-41
Shoot more FTs:	13-4	11-6	18-3	7-1	49-14
Better/Same FG%:	9-1	13-0	15-2	8-0	45-3
Shot worse FG%:	6-17	2-17	5-10	3-4	16-48
Shot > 50% FG:	3-0	3-2	10-0	4-0	20-2
Shot < 50% FG:	12-17	12-16	10-12	7-4	41-49
More TOs:	4-11	4-4	4-2	4-1	16-18
Same/Less TOs:	11-6	11-14	15-11	7-3	44-34
Home Games:	11-5	9-7	13-4	7-2	40-18
Road Games:	3-9	4-6	4-6	2-1	13-22
Neutral Sites:	1-2	2-5	3-2	2-1	8-10
Non Pac-12:	10-3	7-6	12-1	9-3	38-13
Pac-12 Season:	5-13	7-11	8-10	2-1	22-35
Pac-12 Tourn.:	0-1	1-1	0-1	0-0	1-3
3 points or less:	3-3	4-3	4-2	1-1	12-9
6 points or less:	3-6	5-3	4-7	4-2	16-18

#0 LUGUENTZ DORT SUN DEVIL HIGHS

POINTS: 33 vs. Utah State (11/21/18)

FG MADE: 10 vs. Utah State (11/21/18)/McNEESE (11/9/18)

FG ATTEMPTS: 22 vs. CAL STATE FULLERTON (11/6/18)

3-PT FG MADE: 3 (4x)

3-PT FG ATTEMPTED: 10 vs. TEXAS SOUTHERN

FREE THROWS MADE: 11 vs. Utah State (11/21/18)

FREE THROWS ATTEMPTED: 14 vs. Utah State (11/21/18)

REBOUNDS: 12 vs. LONG BEACH STATE (11/12/18)

ASSISTS: 5 vs. #1 KANSAS

STEALS: 3 (3x)

MINUTES: 39 vs. Utah State (11/21/18)

#1 REMY MARTIN SUN DEVIL HIGHS

POINTS: 24 at California (1/9/19)

REBOUNDS: 8 at Georgia (12/15/18)

ASSISTS: 9 vs. LONGWOOD (12/19/17)

FG MADE: 9 at California (1/9/19)

FG ATT: 20 at Georgia (12/15/18)

3-PT MADE: 5 at California (1/9/19)

FT MADE: 8 vs. LONG BEACH STATE (11/12/18)

FT ATT.: 10 vs. LONG BEACH STATE (11/12/18)

MINUTES: 36 vs. PRINCETON (12/29/18)

#2 ROB EDWARDS HIGHS

CLEVELAND STATE POINTS: 32 at Oakland (1/16/17)

ASU POINTS: 15 vs. #1 KANSAS (12/22/18)

3-POINT FIELD GOALS: 3 vs. #1 KANSAS (12/22/18)

REBOUNDS: 6 (2x) at California (1/9/19)

MINUTES: 41 vs. CAL STATE FULLERTON (11/6/18)

#3 MICKEY MITCHELL SUN DEVIL HIGHS

POINTS: 12 (2x) at California (1/20/18)

REBOUNDS: 13 vs. Vanderbilt (12/17/17)

ASSISTS: 5 vs. Oregon (1/11/18)

MINUTES: 33 at Stanford (1/17/18)

#10 VITALIY SHIBEL SUN DEVIL HIGHS

POINTS: 11 vs. St. John's (12/8/17)

REBOUNDS: 8 vs Idaho State (11/10/17)

3PT MADE: 3 at Cal (1/20/18) and vs. St. John's (12/8/17)

ASSISTS: 4 vs. Idaho State (11/10/17)

MINUTES: 28 vs. St. John's (12/8/17)

#14 KIMANI LAWRENCE SUN DEVIL HIGHS

POINTS: 22 vs. #15 Mississippi State (11/19/18)

REBOUNDS: 8 (2x) at Vanderbilt (12/17/18)

ASSISTS: 5 (2x) vs. TEXAS SOUTHERN (12/1/18)

MINUTES: 39 (2x) vs. TEXAS SOUTHERN (12/1/18)

#23 ROMELLO WHITE CAREER HIGHS

✓ AAU coach was Jerry Stackhouse

POINTS: 25 vs Northern Arizona (11/17/17)

REBOUNDS: 15 vs San Diego State (11/14/17)

FG MADE: 10 (2x) at Washington State (2/4/18)

FG ATTEMPTED: 12 vs Northern Arizona (11/17/17)

FREE THROWS MADE: 11 at Stanford (1/17/18)

FREE THROWS ATTEMPTED: 14 at Stanford (1/17/18)

BLOCKS: 3 vs Idaho State

MINUTES: 39 vs Kansas State (11/23/17)

#32 DE'QUON LAKE CAREER HIGHS

POINTS: 24 vs Idaho State (11/10/17)

REBOUNDS: 12 (2x) at Oregon (2/22/18)

FG MADE: 8 vs Idaho State (11/10/17)

FG ATTEMPTED: 9 vs. Utah (1/25/18)

FREE THROWS MADE: 8 (2x) Longwood (12/19/17)

FREE THROWS ATTEMPTED: 14 vs Idaho State (11/10/17)

BLOCKS: 7 vs. Pacific (12/22/17)

MINUTES: 29 vs Kansas State (11/23/17)

#35 TAESHON CHERRY CAREER HIGHS

POINTS: 19 vs. Nebraska Omaha (11/28/18)

REBOUNDS: 5 (2x) vs. Long Beach State (11/12/18)

STEALS: 4 vs. #1 KANSAS (12/22/18)

MINUTES: 31 vs. (2x) vs. TEXAS SOUTHERN (12/1/18)

#45 ZYLAN CHEATHAM SUN DEVIL HIGHS

POINTS: 17 vs. UTAH (1/3/19)

SDSU POINTS: 18 vs. Savannah State (11/28/16)

REBOUNDS: 14 at Vanderbilt (12/17/18)

ASSISTS: 10 vs. TEXAS SOUTHERN (12/1/18)

MINUTES: 37 vs. (2x) TEXAS SOUTHERN (12/1/18)

2018-19 SUN DEVIL TV ROSTER




0 LUGUENTZ DORT

G 6-4 215 FR
Montreal, Canada




1 REMY MARTIN

G 6-0 170 SO
Chatsworth, CA




2 ROB EDWARDS

G 6-4 205 RS-JR
Detroit, MI



3 MICKEY MITCHELL

F 6-7 225 RS-JR
Orlando, FL



5 KYLE FEIT

G 6-4 190 FR
West Palm Beach, FL



10 VITALIY SHIBEL

F 6-9 220 SO
Ivano-Frankivsk, Ukraine



11 ELIAS VALTONEN

G 6-7 195 FR
Eura, Finland



14 KIMANI LAWRENCE

F 6-7 210 SO
Providence, RI




21 JACK ROGGIN

G 6-0 165 SO
Calabasas, CA




23 ROMELLO WHITE

F 6-8 235 SO
Atlanta, GA




24 JORDAN SALZMAN

G 5-10 165 SO
Locust Valley, N.Y.



25 GRANT FOGERTY

G 5-11 170 SO
Scottsdale, AZ



31 TREVOR THOMPSON

G 6-2 175 RS-FR
Phoenix, AZ




32 DE'QUON LAKE

F 6-9 235 SR
Charlotte Amalie, St. Thomas



34 UROS PLAVSIC

C 7-0 240 FR
Smederevo, Serbia



35 TAESHON CHERRY

F 6-8 210 FR
El Cajon, CA



45 ZYLAN CHEATHAM

F 6-8 215 RS-SR
Phoenix, AZ