

# ASU 2016-2017 SCHEDULE

Date	Opp. (TV/Radio)	Score/Time
11/11	Portland St (P12)	W, 88-70
11/13	Cal Poly (P12)	W, 96-74

## TIRE PROS INVITATIONAL-ORLANDO

11/17	Northern Iowa (ESPNU)	L, 63-82
11/18	Tulane (ESPNU)	W, 80-71
11/20	Davidson (ESPN)	L, 60-68

11/23	Citadel (P12)	W, 127-110
11/28	#1 Kentucky @Bahamas	

(ESPN2).....L, 69-115

12/3	UNLV (P12)	W, 97-73
12/6	#18 Purdue (JVC/ESPN)	L, 64-97
12/10	@San Diego St (CBSSN)	W, 74-63
12/17	New Mexico State (P12)	L, 70-81
12/20	#9 Creighton (ESPN2)	L, 85-96
12/22	Central Arkansas (P12)	W, 98-62
12/30	@Stanford (P12)	W, 98-93
1/1	@California (P12)	L, 65-81
1/5	Colorado (P12)	W, 78-77
1/7	Utah (P12)	L, 82-88
1/12	@#16 Arizona (ESPN2)	L, 75-91
1/19	@#3 UCLA (FS1)	L, 80-102
1/22	@USC (ESPNU)	L, 79-82
1/25	Washington (ESPNU)	W, 86-75
1/29	Wash. State (P12)	L, 83-91
2/2	@#13 Oregon (FS1)	L, 70-71
2/4	@Oregon St. (P12)	W, 81-68
2/8	California (ESPNU)	L, 43-68
2/11	Stanford (P12)	W, 75-69
2/16	@Washington (FS1)	W, 83-81
2/18	@Wash. State (P12)	L, 71-86
2/23	#5 UCLA (ESPN2)	L, 75-86
2/26	USC (P12)	W, 83-82
3/4	#7 Arizona (CBS)	L, 60-73
3/8	Stanford @Pac-12 Tourn.	Noon PT

## FINAL FOUR TRIVIA

Coach Hurley (1992) and Danny Manning (1988) are the only current college coaches who earned NCAA Final Four MOP honors.

## TURNED IT AROUND FAST

Buffalo was 285-369 (.436) in 22 seasons after going Division I (1991-2013). The Bulls were 42-20 (.678) in Coach Hurley's two seasons. **He is 71-54 (.568) in four years as a head coach.**

# SUN DEVIL

## M E N ' S B A S K E T B A L L

### @SUNDEVILHOOPS (14-17; 7-11) MEETS STANFORD IN PAC-12 TOURNAMENT

Wed., Mar. 8 - vs. Stanford (14-16/6-12) Noon PT/Pac-12 Net T-Mobile Arena/Las Vegas

The Arizona State Sun Devil men's hoops team (14-17; 7-11) meets the Stanford Cardinal in the first game of the Pac-12 Tournament in Las Vegas at noon PT/1 p.m. MT Wednesday, March 8, on the Pac-12 Network. Roxy Bernstein and Don MacLean have the call, while Tim Healey and Kyle Dodd have the radio call on the Sun Devil Sports Radio Network, presented by MidFirst (620 AM). ASU swept the Cardinal this year, winning 98-93 in Palo Alto to start the league season on Dec. 30, and then posted a comeback 75-69 win on Feb. 11 in Tempe. Junior Kodi Justice is averaging 19.3 points in the past three games while shooting 15-of-24 (.625) from the three-point stripe, while Torian Graham was the league's top scorer in conference games at 18.6 per game.

### PAC-12 MOST THREE-POINTERS

350, Oregon, 2006-07

314, UCLA, 2016-17

**309, Arizona State, 2016-17**

**QUICKLY ON THE TWO STANFORD WINS:** Torian Graham averaged 27 points in the two wins over the Cardinal, going 20-of-32 (.625) from the field and 11-of-19 (.579) from the three point stripe, while Tra Holder averaged 20.5 going 11-of-20 (.550) from the field and 14-of-16 (.875) from the four line...ASU shot 25-of-56 (.446) from the three-point stripe and held the Cardinal to 11-of-43 (.256) from behind the arc...ASU was 50-of-65 (.769) from the free throw line while Stanford was 29-of-48 (.604).

**THREE-GAME SWEEPS:** ASU beat Stanford twice this year, and this will mark the sixth time the Sun Devils have swept an opponent and then will face them in the Pac-10/12 Tournament. ASU has completed the sweep twice, as it beat Arizona three times in 2008-09 and Washington State three times in 1986-87.

### SUN DEVIL SWEEPS AND THEN FACE TEAMS IN PAC-12 TOURNAMENT

**OREGON 2010-11:** Won 60-55 at Oregon, 73-53 in Tempe, lost 76-69 in Los Angeles

**STANFORD 2009-10:** Won 88-70 in Tempe, 68-60 at Stanford, lost 70-61 in Los Angeles

**ARIZONA 2008-09:** Won 53-47 in Tucson, 70-68 in Tempe, won 68-56 in Los Angeles

**OREGON STATE 2004-05:** Won 65-63 at OSU, 76-59 in Tempe, lost 71-68 in Los Angeles

**WASHINGTON STATE 1986-87:** Won 80-64 at WSU, 66-62 in Tempe, won 76-60 in Los Angeles


**SUN DEVIL PAC-12 TOURNAMENT NOTES:** Isaac Austin's 19-of-24 (.791) field goal effort in 1990 Pac-12 Tournament is the best in league history with at least that many attempts...Alex Austin's 11 three pointers in 1990 (11-of-22) is third-best in tournament history...the Beard's seven steals vs. USC on March 13, 2008 (freshman season) is a Pac-12 Tournament record...Jahii Carson's 34 points vs. Stanford on March 13, 2013, is sixth-most in tournament history and his 14 field goals is tied for third-most...Mike Redhair's 14 three-point attempts vs. Washington on March 8, 1990, is tied for third-most attempts...Ike Diogu's 18 rebounds vs. Oregon on March 13, 2003, is second-most in tournament history. Eric Boateng also had 15 vs. Stanford on March 11, 2010...Ike Diogu's five blocks vs. UW on March 10, 2005, is tied for second-most in tournament history.

**SEASON RESET:** ASU zig-zagged across North America three times (Orlando, Bahamas and New York City) and got road wins at San Diego State, Stanford, Oregon State and Washington...only Tra Holder, Obi Oleka and Kodi Justice returned from last year's team that posted eight wins against top-100 RPI teams in Bobby Hurley's first season...five players average at least 9.0 ppg. overall and five players average at least 33.4 minutes in Pac-12 play.

**ASU MEDIA RELATIONS:** ASU men's basketball SID Doug Tammara can be reached directly at 480-734-7795 or via e-mail at [tammara@asu.edu](mailto:tammara@asu.edu). The ASU website is: [www.TheSunDevils.com](http://www.TheSunDevils.com).

Pos #	Name	Yr.	Ht./Wt.	2016-2017 SUN DEVIL ROSTER NOTES
G 0	Tra (Tray) Holder	Jr.	6-1/180	Pac-12 All-Freshman team 2015; Why he wears "0" -- says will have zero excuses
G 44	Kodi Justice	Jr.	6-5/190	Posted 10 double-digit scoring games last year (had 3 in 18 games in 2014-15).
F 5	Obinna Oleka	Sr.	6-8/225	Say it OH-bee-nah OH-Leh-Ka; racking up double-doubles in 2016-17
G 4	Torian Graham	Sr.	6-5/195	Sat last year as a transfer, but added solid 25 pounds; #91 by ESPN in Class of 2012
G 11	Shannon Evans II	Jr.	6-1/160	Buffalo transfer had to sit in 2015-16; played on Buffalo 2015 NCAA Tournament team
F-C 12	Andre Adams	RFr.	6-9/225	Sat last year with ACL injury, coming along slowly and contributing minutes late in year
F 13	Vitaliy Shibel	Fr.	6-9/210	Freshman who has ACL injury and will redshirt this year/from the Ukraine
G 22	Austin Witherill	Jr.	6-0/170	Local walk-on from Gilbert's Highland High School
G 24	Romaine Jackson	Fr.	5-8/165	Recent walkon addition from Meridian High School in Kent, Wash.
G 25	Grant Fogerty	Fr.	5-11/165	Local walkon addition from Desert Mountain High School in Scottsdale
F 23	Romello White	Fr.	6-8/220	Will sit this year as academic redshirt; top-100 2016 recruit across the board
F 33	Ramon Vila	Fr.	6-8/230	Great hands; solid size and good skills around the hoop
G 34	Chris Odionu	Fr.	6-4/210	Inglewood, Calif. walkon from Honors College Prep
F 42	Jethro Tshisumpa	Fr.	6-10/260	7-5 1/2 wingspan; 6% body fat/say it Teh-SHUMP-a

**Head Coach:** Bobby Hurley/42-20 at Buffalo (2013-15); 1992 Final Four MOP  
**Coaching Staff:** Rashon Burno, Levi Watkins, Anthony Coleman  
**Special Assistant to Head Coach:** Ben Wood    **Video Operations:** Justin MacLean  
**Operations:** Derrick Wrobel    **Strength:** Rich Wenner  
**Trainer:** John Anderson



**TAKING CARE OF THE BALL:** ASU has done a great job of taking care of the ball, as it has averaged just 6.4 turnovers in its past nine games and is tied for 13th in the nation with just 10.5 turnovers per tilt. ASU's 309 three-pointers already is a school record, while Torian Graham's 98 three-pointers is third on the ASU single-season list and tenth on Pac-12 single season list. He needs just two more three-pointers to become just the eighth Pac-12 player to make 100 in a season. Also random stat from Coach Hurley's two-year tenure at ASU: ASU is 21-0 when shoots better from the field than the opponent (12-0 this year).

**PAC-12 MOST 3-POINT FIELD GOALS IN A SEASON**

- 120, Salim Stoudamire, ARIZ, 2005
- 114, Steve Kerr, ARIZ, 1988
- 113, Stevin Smith, ASU, 1993
- 112, Damon Stoudamire, ARIZ, 1995
- 110, Tajuan Porter, ORE, 2007
- 106, Jason Gardner, ARIZ, 2002
- 104, Bryce Alford, UCLA, 2017
- 98, Torian Graham, ASU, 2017**
- 98, Klay Thompson, WSU, 2011
- 98, Gabe York, ARIZ, 2016

**QUICK HITTERS:** ASU's 78.6 points per game is its best since the 1997-98 squad averaged 84.5, as ASU ranks third in the Pac-12 in free throw shooting (.742). ASU is averaging just 10.5 turnovers (first in the league and T-13th in the nation) and 10 three-pointers made, second in the Pac-12. Tra Holder leads the league in free throws made and attempted (146-of-188/.778).

**MINUTE(S)MEN:** Tra Holder leads the Pac-12 in minutes per game in conference games at 37.9, but not far behind him are two other Sun Devils: Shannon Evans II (36.7/second) and Torian Graham (36.6/third). It doesn't drop off much from there, with Kodi Justice averaging 33.8 and Obi Oleka 33.4. In the past 18 seasons, all three of them rank in the Sun Devil top-10 for minutes per game in Pac-12 tilts.

**SUN DEVIL MINUTES PER GAME (PAC-10/12 GAMES)**

**1999-2000 TO PRESENT/PAST 18 SEASONS**

- 39.3, Eddie House, 1999-2000
- 39.2, Kevin Kruger, 2005-06
- 38.3, Jahii Carson, 2012-13
- 37.9, Tra Holder, 2016-17**
- 37.8, Ike Diogu, 2004-05
- 37.7, Carrick Felix, 2012-13
- 37.5, James Harden, 2008-09
- 37.2, Ike Diogu, 2003-04

**36.7, Shannon Evans II, 2016-17**

**36.6, Torian Graham, 2016-17**

**BUCKET FILLERS:** ASU has three of the top scorers in the Pac-12 entering play this week. Torian Graham (18.2 ppg.) is second followed by Tra Holder (16.5/fifth) and Shannon Evans II (15.2/T-12th).

**SHANNON FTS:** Shannon Evans II is third in the Pac-12 in free throw percentage (96-of-116/.828), just .009 off the lead. Two Sun Devils have led the Pac-12, as Chris Beasley shot .875 (112-of-128) in 1983-84 and Alex Austin made 69-of-80 (.863) in 1988-89.

**ASU 75, STANFORD 69 (2/11/17):** ASU trailed 67-63 with under three minutes left, but Torian Graham hit back-to-back three pointers and ASU outscored the Cardinal 12-2 down the stretch for the win...ASU trailed 56-47 with 9:19 left but then hit five three-pointers and made 11-of-15 free throws...Graham had 24 points, including six three-pointers...ASU was outrebounded 49-27 and gave up 22 offensive boards but forced 21 turnovers. ASU's best effort in a Pac-12 game since UCLA had 23 on Feb. 12, 2004...it marked ASU's first sweep of Stanford since the 2009-10 season.

#### STATS IN FINAL 9:19 OF ASU FEB. 11 WIN OVER STANFORD

FG: ASU 6-10/STAN 5-14

3FG: ASU 5-6/STAN 0-4

FT: ASU 11-15/STAN 3-8

POINTS: 28-13

**ASU 98, @STANFORD 93 (12/30/16):** Lots of three-dot data from the Pac-12 opening win over on Dec. 30...ASU made 33-of-43 free throws (second-most made in a Pac-12 game in ASU history)...52 first-half points were ASU's most in Pac-12 game since Feb. 2, 2010 (54 vs. Stanford)...98 points most by ASU in a Pac-12 road game since 99-00 2OT win at Cal on Jan. 17, 2008, and the most in regulation Pac-12 road game since Jan. 17, 2004 (100-85 at USC)...Torian Graham's 30 points was most by a Sun Devil in Pac-12 opener since Jeff Pendergraph had 31 at Stanford on Jan. 2, 2009...Torian's 30 points off bench most by a Sun Devil since Steve Moore had 31 at UCLA on Feb. 10, 2005...ASU's last win in Palo Alto was Feb. 25, 2010...ASU's 13-of-24 (.542) three-point shooting also is a season high.

#### ASU'S HIGHEST SCORING PAC-10/12 ROAD GAMES

ASU 111, @California 108, 2OT (Jan. 8, 2000)

ASU 103, @Arizona 98, 2OT (Mar. 11, 1995)

ASU 100, @USC 85 (Jan. 17, 2004)

ASU 99, @California 90, 2OT (Jan. 17, 2008)

@Arizona 127, ASU 99 (Jan. 15, 1998)

ASU 99, @Oregon 84 (Jan. 30, 1993)

**ASU 98, @Stanford 93 (Dec. 30, 2016)**

**2,399 POINTS:** Junior Tra Holder moved past the 1,000-point mark at UCLA on Jan. 19 as he is the 36th member of the Sun Devil 1,000-point club. ASU has a backcourt with two 1,000-point scorers, as Shannon Evans has 1,225 career points, 754 of them coming in 62 games at Buffalo.

#### SUN DEVIL CAREER POINTS

1. Eddie House, 1996-2000/2,044

22. Dennis Dairman, 1962-65/1,220

**23. Tra Holder, 2015-present/1,191**

#### TRA'S YEAR-BY-YEAR IMPROVEMENTS

SEASON	FG%	FT%	PPG
2014-15	58-183/.317	97-137/.708	7.0
2015-16	140-362/.387	125-172/.727	14.2
2016-17	161-371/.434	146-188/.777	16.5

**FREE THROW DATA:** The Sun Devils are making free throws at a rate that is third-best in school history (457-of-616/.742). ASU shot .756 in 1977-78 and .754 in 1954-55 for its best seasons...ASU went 12-of-12 in the second half of tight win at San Diego State on Dec. 10 and was 16-of-18 for the game...Tra Holder is 368-of-497 (.740) from the charity stripe in his 95 games...Shannon Evans II made his first 20 free throws to start the season and is 280-of-347 (.807) in his career.

#### HOW DO YOU SAY IT?

Oh-BEE-nah OH-leh-ka

Jethro Tsha-SUMP-ah

#### TRA HOLDER 20+ GAMES

##### 19 TOTAL/12 THIS YEAR

**27 vs. Washington State (1/29/17)**

26 at UCLA (1/9/16)

**25 at Stanford (12/30/16)**

**24 vs. #9 Creighton (12/20/16)**

**24 vs. Cal Poly (11/13/16)**

24 vs. #8 Arizona (1/3/16)

**23 vs. Washingtton (1/25/17)**

**23 vs. Portland State (11/11/16)**

**22 at #3 UCLA (1/19/17)**

**22 vs. Central Arkansas (12/22/16)**

**22 vs. Citadel (11/23/16)**

23 vs. CSU-Bakersfield (12/28/15)

22 vs. North Carolina State (11/23/15)

**21 at Washington (2/16/17)**

21 at USC (1/7/16)

**20 at #16 Arizona (1/12/17)**

**20 vs. UNLV (12/31/16)**

20 vs. #23 USC (2/12/16)

20 vs. Washington State (1/16/16)

#### THREE-POINT NOTE

Entering 2016-17 ASU had made a three-pointer in 522 straight games. The last time ASU did not make a three-pointer was in an 89-57 win over Washington in Tempe on Feb. 10, 2001. That streak is now up to 553 games.

#### SUN DEVIL WINS VS. RANKED TEAMS

##### PAST FOUR SEASONS

ASU 74, #23 USC 67/Feb. 12, 2016

ASU 67, #18 Texas A&M 54/Dec. 5, 2015

ASU 81, #6 Arizona 78/Feb. 7, 2015

ASU 69, #2 Arizona 66 (2 OT)/Feb. 14, 2014

ASU 79, #25 Marquette 77/Nov. 25, 2013

**FINAL FOUR REMINDER:** ASU and Glendale/Phoenix host the 2017 Final Four, the first Final Four held west of Texas since Seattle in 1995. It will be held at University of Phoenix Stadium, home of the Arizona Cardinals. The 2017 Final Four also marks the 25th anniversary of Bobby Hurley earning 1992 MOP.

**COACH AS A PLAYER:** Coach Hurley's Duke career has been talked about a lot. His 145 assists (in 20 games) is a NCAA Tournament record. Here is a numbers breakdown:

**.583:** In the 1992 Final Four, Coach made 7-of-12 three pointers en route to the Most Outstanding Player honors.

**.667:** In the April 4, 1992 Final Four game vs. Indiana, Coach went 6-of-9 from the three-point stripe.

**2:** In addition to 1992 Most Outstanding Player honors, Coach also earned 1991 All-Tournament Team honors.

**9:** In the 1991 title game vs. Kansas on April 1, he posted nine assists.

**16:** In the 1991 Final Four he posted 16 assists.

**20:** Coach played in 20 NCAA Tournament games.

**119:** Coach Hurley went 119-26 (.821) in his four years at Duke.

**18-2:** Coach Hurley went 18-2 in his NCAA Tournament career.

### 3-PTERS IN TOURNAMENT CAREER

47, Lee Humphrey, Florida, 2004-07 (15)

43, Shelvin Mack, Butler, 2009-11 (13)

**42, Bobby Hurley, Duke, 1990-93 (20)**

### NCAA TOURNAMENT GAMES

23, Christian Laettner, Duke, 1989-92

22, Greg Koubek, Duke, 1988-91

22, Brian Davis, Duke, 1989-92

21, Wayne Turner, Kentucky, 1996-99

20, Thomas Hill, Duke, 1990-93

**20, Bobby Hurley, Duke, 1990-93**

20, Grant Hill, Duke, 1991-94

20, Antonio Lang, Duke, 1991-94

---

### PAC-12 MOST 20-POINT GAMES

18-Markelle Fultz, UW

**12-Torian Graham, ASU**

**12-Tra Holder, ASU**

12-Derrick White, Colorado

**40-MINUTE MEN:** On Feb. 16 at Washington, Tra Holder and Shannon Evans II each played 40 minutes, while Torian Graham and Kodi Justice both played 39 minutes in the 83-81 win. According to Stats Inc., it was the only time in the past 21 seasons (1996-97 to present) that four Sun Devils played at least 39 minutes in a regulation game. It also marked the first time any Pac-12 team had done it since Oregon State at Arizona State on March 5, 2011 (Omari Johnson and Roberto Nelson played 40, while Joe Burton and Kevin McShane played 39). It was so crazy and will probably never happen again...except it did vs. No. 5 UCLA on Feb. 23, when the ASU starters played 199 minutes.

**HE CAN PLAY:** Transfer Shannon Evans II arrived at ASU after having spent two seasons under Coach Hurley at Buffalo. As a sophomore in 2014-15 he averaged 15.4 points, 3.2 rebounds and 4.6 assists and led the Bulls to the NCAA Tournament as he earned second-team All-MAC honors. As a freshman, he averaged 8.5 points and 3.3 assists per game and was named to the All-MAC Freshman Team. He sat the 2015-16 season but has two years to play starting in 2016-17.

### SHANNON EVANS II 20-POINT SCORING GAMES (18/9 AT ASU)

33 vs. Cornell (1/3/15)

**28 at #13 Oregon (2/2/17)**

**28 vs. UNLV (12/3/16)**

**25 vs. Washington (1/25/17)**

25 at Ball State (2/4/15)

24 at UT-Arlington (11/18/14)

**23 vs. Central Arkansas (12/22/16)**

23 at Western Michigan (1/10/15)

23 at Grand Canyon (11/25/14)

**21 at Washington State (2/18/17)**

**21 at Oregon State (2/4/17)**

**21 vs. Utah (1/7/17)**

**21 vs. Tulane (11/18/16)**

21 at Kent State (2/28/15)

21 at St. Bonaventure (12/3/14)

20 vs. Niagara (12/19/14)

20 vs. Manhattan (12/21/13)

**20 vs. Cal Poly (11/13/16)**

### QUICK QUESTIONS WITH SHANNON EVANS

**Most upset you have ever been on the court:** Losing the NCAA tournament

**Happiest you have ever been on the court:** Winning the MAC championship

**You can go watch a past sporting event live...which one?** 1991 Duke vs UNLV

**Past Sun Devil (any sport) you wish you could have watched compete:** Pat Tillman

**ASU 83, USC 82 (2/26/17):** ASU trailed 81-71 at the 2:32 mark when Obi Oleka was fouled and made two free throws. It started a great comeback for ASU, who outscored USC 12-1 in that time...Kodi Justice had a career-high 22 points while Tra Holder and Obi Oleka had 18 each...ASU outscored USC 27-11 in points off turnovers, as ASU had just seven...USC did not have a field goal in the final 3:55...ASU is now 9-1 vs. USC in Tempe in the last 10 meetings.

### STATS IN FINAL 2:32 OF ASU FEB. 26 WIN OVER USC

**FG:** ASU 3-6/USC 0-4

**3FG:** ASU 2-5/USC 0-2

**FT:** ASU 4-4/USC 1-3

**POINTS:** 12-1

**ASU 83, @WASHINGTON 81 (2/16/17):** ASU swept the Huskies for the first time since the 2002-03 season...ASU jumped out to a 30-15 lead, but UW came back to take a 41-39 lead at the half in a game that had seven ties and 10 lead changes...ASU had just eight turnovers and was 13-of-17 (.765) from the free throw line and 10-of-25 (.400) from the three-point stripe... ASU won in Seattle for just the third time in the past 13 times. ASU also won 77-63 on Feb. 23, 2008 and 78-68 on Feb. 15, 2015.

**DUCK GAME WAS DARN CLOSE:** ASU had just six turnovers in a 71-70 loss at Pac-12 No. 1 seed Oregon on Feb. 2 in a game that had nine ties and 15 lead changes...Shannon Evans matched his ASU high with 28 points and Tra Holder added 17...ASU led 60-59 with 3:37 left but Dillon Brooks scored the final 12 points for the win...game was tied at 66 with 1:45...ASU was the first team to not have double-digit turnovers vs. the Ducks this season, as its six was fewest in ASU's previous 114 games (five vs. College of Charleston in Anaheim on Nov. 29, 2013).

**ASU 81, @OSU 68 (2/4/17):** ASU has now won seven of past 10 and 13 of past 16 over OSU after its Feb. 4 81-68 in Corvallis...ASU went on a 14-0 run early and led 44-25 at the half...Torian Graham and Shannon Evans II each had 21 points, as ASU hit 10 three-pointers in the first half and held OSU to just 23-of-58 (.397) from the field and had 11 steals.

**ASU MOST STEALS IN PAC-10/12 ROAD GAME (2001-PRESENT)**

11 at Oregon State (Feb. 4, 2017)

11 at UCLA (Feb. 27, 2013)

at USC (Feb. 12, 2005)

**ASU 86, WASHINGTON 75 (1/25/17):** UW led by seven in the first half, but ASU came back and led by 15 in the second half en route to the win. ASU made 16-of-19 free throws in the second half and was 11-of-25 from three-point range to get the 11-point win. ASU held UW to .403 from the field, as Shannon Evans II had 25 points while Tra had 23.

**EIGHT SUN DEVIL 50+ POINT HALVES THIS YEAR**

72, second half vs. Citadel (Nov. 23, 2016)

57, second half vs. Cal Poly (Nov. 13, 2016)

55, first half vs. Citadel (Nov. 23, 2016)

**52, second half vs. Washington (Jan. 25, 2017)**

52, first half at Stanford (Dec. 31, 2016)

51, first half vs. Central Arkansas (Dec. 22, 2016)

51, first half vs. UNLV (Dec. 3, 2016)

50, second half at #16 Arizona (Jan. 12, 2017)

**FALL SIGNINGS:** From one coast to the other one, Bobby Hurley's staff signed a pair of top-100 players this past fall, as 6-6 swingman Kimani Lawrence (New Hampton School in New Hampton, N.H.) and 6-2 guard Remy Martin of Chatsworth (Calif.) Sierra Canyon will join the Sun Devil program in 2017-18. A four-star signee according to Scout, Martin averaged 14.5 points as a junior. Lawrence, a four-star small forward from The New Hampton School in New Hampton, N.H., is the nation's 54th overall prospect according to ESPN.

**SCOUT.COM SUN DEVIL TOP-100 RECRUITS ON ROSTER NEXT FALL**

54. Kimani Lawrence, 2017 (freshman next year)

81. Romello White, 2016 (sitting this year/academic redshirt)

98. Remy Martin, 2017 (freshman next year)

100. Tra Holder, 2014 (2015 Pac-12 All-Freshman Team)

**HALF:** ASU has won eight games despite trailing at the half under Bobby Hurley, after going 12-64 (.157) the previous five seasons.

**8 HALFTIME DEFICIT WINS UNDER COACH HURLEY**

(-1) USC 48, ASU 47

Feb. 26, 2017/ASU 83, USC 82

(-2) @Washington 41, ASU 39

Feb. 16, 2017/ASU 83, @Washington 81

(-1) Stanford 33, ASU 32

Feb. 11, 2017/ASU 75, Stanford 69

(-7) @SDSU 32, ASU 25

Dec. 10, 2016/ASU 74, @SDSU 63

(-3) #23 USC 30, ASU 27

Feb. 12, 2016/ASU 74, USC 67

(-12) @UNLV 37, ASU 25

Dec. 16, 2015/ASU 66, @UNLV 56

(-8) @Creighton 41, ASU 33

Dec. 2, 2015/ASU 79, @Creighton 77

(-2) UCSB 29, ASU 27

Nov. 29, 2015/ASU 70, UCSB 68

**TORIAN GRAHAM 20+ GAMES (12)**

30 at Stanford (12/30/16)

29 at Washington (2/18/17)

28 vs. #5 UCLA (2/23/17)

26 at #3 UCLA (1/19/17)

26 vs. Central Arkansas (12/22/16)

24 vs. Stanford (2/11/17)

24 at USC (1/22/17)

24 vs. #9 Creighton (12/20/16)

23 vs. Portland State (11/11/16)

22 vs. UNLV (12/3/16)

22 vs. Tulane (11/18/16)

21 at Oregon State (2/4/17)

**CAREER FT% NUMBERS**

Shannon Evans II: 280-347/.807

Tra Holder: 368-497/.740

Kodi Justice: 70-94/.745

Obi Oleka: 165-227/.727

**ASU DOUBLE-DOUBLES  
(PAC-10/12 ERA OF 1978-79-PRESENT)**

Ike Diogu, Jr., 2004-05, 15

Obi Oleka, Sr., 2016-17, 15

**MOST ASU POINTS  
UNDER BOBBY HURLEY**

30-T. Graham at Stanford (12/30/16)  
29-T. Graham at UW (2/16/17)  
28-T. Graham vs.#5 UCLA (2/23/17)  
28-S. Evans at #13 Oregon (2/2/17)  
28-Shannon Evans vs UNLV (12/3/16)

**MOST POINTS IN ASU HISTORY**

130 vs. Pasadena (Feb. 17, 1962)  
**127 vs. Citadel (Nov. 23, 2016)**  
127 vs. Oklahoma (Dec. 20, 1963)

**SUN DEVIL CAREER**

**FREE THROWS MADE**

1. Ike Diogu, 2002-05/671
2. James Harden, 2007-09/373
3. Tra Holder, 2014-present/368

**SUN DEVIL CAREER**

**FREE THROWS ATTEMPTED**

1. Ike Diogu, 2002-2005/854
2. Mario Bennett, 1991-95/506
3. Tra Holder, 2014-present/497

**SUN DEVIL MOST THREE POINTERS**

**18 vs. Central Arkansas, Dec. 22, 2016**  
**18 vs. UNLV, Dec. 3, 2016**  
18 vs. San Francisco, Nov. 20, 2009  
17 vs. Oregon State, Mar. 5, 2011  
17 vs. Idaho State, Dec. 23, 2008  
16 vs. Miami (Ohio), Nov. 12, 2013  
**15 vs. Citadel, Nov. 23, 2016**

**LEADING SCORER IN 2016-17**

Tra Holder (6); Torian Graham (13)  
Shannon Evans II (8); Obi Oleka (5)  
Kodi Justice (2)

**LEADING REBOUNDER IN 2016-17**

Obi Oleka (26)  
Torian Graham (4), Tra Holder (3)  
Kodi Justice (1), Evans II (1)  
*\*includes shared*

**OBI PUTTING UP NUMBERS:** Senior 6-8 forward Obi Oleka has to do much of the big man work this year, as he has led or tied for team lead in rebounding in all but five games. He has 14 double-doubles and had a career-best 17 rebounds vs. Central Arkansas on Dec. 22.

**PAC-12 OVERALL DOUBLE-DOUBLES**

**15-Obi Oleka, ASU**

15-Kyle Kuzma, UTAH

14-Ivan Rabb, CAL

13-Josh Hawkinson, WSU

**OBI ONE TO KEEP AN EYE ON:** It was the Jan. 14 WSU game where forward Obinna Oleka (Oh-BEE-nah Oh-LEH-ka) began to emerge last season. Obi was in double figures in 13 of the final 16 games and averaged 11.4 points, 7.8 rebounds and was 41-of-49 (.837) from the free throw line in that time. He also had three of his four double-doubles in that span. Oleka had no points and one rebound in the first two games, but because he only played five games for State College of Florida, Manatee-Sarasota the previous two seasons and didn't play in 2014-15, a slow start was expected. Consider this: Before he took the court in the opener Nov. 13, his previous official game was Dec. 7, 2013...a 705-day break between games.

**TOP CAREER SCORING GAMES FOR OBINNA OLEKA**

22 at #16 Arizona (1/12/17)  
20 vs. Citadel (11/23/16)  
19 vs. #9 Creighton (12/20/16)  
19 vs. Kennesaw State (11/18/15)

**OBI OLEKA'S 15 DOUBLE-DOUBLES THIS SEASON**

18/10 vs. USC (2/26/17)  
12/11 vs. #5 UCLA (2/23/17)  
12/14 vs. California (2/8/17)  
15/11 vs. Washington State (1/29/17)  
17/14 at USC (1/22/17)  
10/12 at #3 UCLA (1/19/17)  
15/10 vs. Colorado (1/5/17)  
18/17 vs. Central Arkansas (12/22/16)  
19/16 vs. #9 Creighton (12/20/16)  
15/11 vs. New Mexico State (12/17/16)  
15/12 at San Diego State (12/10/16)  
14/11 vs. #1 Kentucky (11/28/16)  
20/15 vs. Citadel (11/23/16)  
11/10 vs. Northern Iowa (11/17/16)  
17/13 vs. Cal Poly (11/13/16)

**MOST REBOUNDS IN TWO-YEAR SUN DEVIL CAREER**

1. Paul Stovall, 1970-72/647
2. Jerry Hahn, 1960-62/553
3. Bobby Lazor, 1997-99/512
4. Obi Oleka, 2015-17/498

# SUN DEVIL INDIVIDUAL NOTES/HIGHS/GAME-BY-GAME

**#0 • TRA HOLDER • 6-1 • 180 • GUARD • JR**  
**BRENTWOOD SCHOOL/LOS ANGELES, CALIF.**

✓ **First Pac-12 player to score at least 20 in first four conference games since Cal's Patrick Christopher in 2008-09 when he did it in 2015-16.**

✓ **From Dec. 28, 2015-Jan. 14, 2016 was the first Sun Devil to post five straight 20-point games since James Harden did it in his freshman season 2007-08.**

✓ **Wears "0" -- zero excuses and big Gilbert Arenas fan growing up**

**NOTES:** His 22 points vs. NC State on 11/23/15 in Brooklyn first 20-point game...2014-15 Pac-12 All-Freshman pick...signature moment in freshman year was 15 points/8 assists in Feb. 7 win over #6 Arizona and T.J. McConnell...led ASU in scoring 16 times in 2015-16 after doing it just once freshman season.

## TRA HOLDER CAREER HIGHS

**POINTS** .....26 at UCLA (1/9/16)  
**FG MADE** .....9 at UCLA (1/9/16)  
**FG ATT** ..... 16 (8x) at #3 UCLA (1/19/17)  
**3PT MADE** ..... 5 at Washington (2/3/16)  
**3PT ATT** .....9 (2x) vs. Central Arkansas (12/22/16)  
**FT MADE** .....12 vs. Colorado (3/1/15)  
**FT ATT** .....16 (2x) vs. Colorado (3/1/15)  
**REBOUNDS** .....9 at UNLV (12/16/15)  
**ASSISTS** .....9 vs. Central Arkansas (12/22/16)  
**MINUTES** .....42 (3x) at Washington (2/3/16)

## 2016-17 TRA HOLDER GAME BY GAME

DATE	OPP	FG	3P	FT	O/RB	F	PT	A	TO	BK	ST	MIN
11/11	Portland St*	7-14	0-4	9-11	1/3	0	23	4	1	0	2	31
11/13	Cal Poly*	7-12	3-5	7-11	1/6	2	24	3	0	0	0	33
11/17	No. Iowa*	5-9	2-3	1-2	1/4	2	13	2	6	0	1	31
11/18	Tulane*	2-7	0-3	4-6	1/3	1	8	2	2	0	0	32
11/20	Davidson*	6-14	1-3	5-6	3/8	5	18	2	2	0	1	32
11/23	Citadel*	7-14	0-4	8-8	1/2	1	22	6	2	0	1	32
11/28	Kentucky*	5-13	1-2	1-1	1/2	0	12	2	2	0	2	32
12/3	UNLV*	6-9	4-6	4-6	0/1	3	20	3	2	0	0	26
12/6	Purdue*	1-8	0-2	0-2	1/2	1	2	0	1	1	0	23
12/10	@SDSU*	5-12	1-5	6-6	3/5	0	17	4	4	0	1	36
12/17	NMSU*	2-13	1-2	8-8	2/4	1	13	2	0	0	0	35
12/20	Creighton*	8-15	2-5	6-9	4/7	3	24	5	3	0	1	36
12/22	C. Arkansas*	7-16	3-9	5-8	0/2	0	22	9	4	0	4	34
12/30	@Stanford*	6-11	3-5	10-12	1/5	5	25	4	3	0	0	37
1/1	@California*	6-11	1-3	1-3	1/5	2	14	1	1	0	2	37
1/5	Colorado*	3-14	1-5	4-4	2/3	3	11	3	2	0	1	36
1/7	Utah*	6-15	1-6	3-4	0/2	2	16	4	2	0	0	37
1/12	@Arizona*	6-10	1-2	7-8	1/3	3	20	2	2	0	0	38
1/19	@UCLA*	8-16	2-5	4-6	0/4	4	22	5	1	0	2	37
1/21	@USC*	5-12	1-2	3-3	1/1	2	14	4	1	0	1	40-
1/25	Washington*	8-15	3-6	4-6	2/3	0	23	2	1	0	2	39
1/29	Wash. St.*	8-14	2-4	9-9	2/7	4	27	2	2	0	2	38
2/2	@Oregon*	6-10	1-2	4-5	0/2	4	17	3	2	0	0	39
2/4	@Ore. St*	6-12	2-4	5-9	2/6	0	19	5	1	0	1	38
2/8	California*	3-11	0-2	2-2	1/4	0	8	1	1	0	1	38
2/11	Stanford*	5-9	2-3	44	1/2	3	16	2	2	0	1	36
2/16	@Wash.*	6-15	3-5	6-7	2/7	2	21	2	4	0	2	40
2/18	@WSU*	3-10	0-3	4-6	0/2	1	10	1	2	0	0	33
2/23	UCLA*	1-8	0-2	3-4	1/2	4	5	5	3	0	1	40
2/26	USC*	6-13	2-4	4-4	1/2	1	18	6	0	0	0	39
3/4	Arizona*	1-9	1-2	5-8	0/3	4	8	2	2	0	0	40

## 2015-16 TRA HOLDER GAME BY GAME (SOPHOMORE YEAR)

DATE	OPP	FG	3P	FT	O/RB	F	PT	A	TO	BK	ST	MIN
11/13	Sac State.*	4-11	1-4	8-9	0/3	3	17	5	1	0	0	36
11/16	Belmont*	1-4	0-1	4-5	0/3	4	6	1	2	0	0	15
11/18	Kenn. St.*	5-8	0-2	4-4	1/4	1	14	2	1	0	0	20
11/23	NC St.*	8-15	2-4	4-5	1/2	3	22	4	4	0	0	32
11/24	Marquette*	5-15	2-5	3-6	0/4	4	15	2	4	2	0	40
11/29	UCSB*	0-5	0-2	2-2	0/5	1	2	2	3	0	1	28
12/2	@Creighton*	3-8	0-2	2-2	0/2	1	8	8	5	0	2	32
12/5	Texas A&M*	3-9	1-4	6-7	0/3	0	13	2	1	0	2	30
12/12	@Kentucky*	6-16	1-3	2-2	2/4	4	15	3	3	0	2	33
12/16	@UNLV*	7-16	0-3	5-8	3/9	1	19	2	2	0	3	34
12/19	Hous. Bapt.*	6-10	2-4	3-5	0/0	2	17	7	0	0	1	24
12/22	SFA*	6-11	1-5	5-8	2/8	3	18	3	6	0	0	31
12/28	CS-Baker.*	4-8	4-5	11-14	0/5	4	23	3	3	0	3	31
1/3	Arizona*	7-16	3-6	7-7	0/3	4	24	4	1	0	0	35
1/7	@USC*	8-16	4-6	1-4	0/4	2	21	3	3	0	2	30
1/9	@UCLA*	9-14	3-6	5-8	0/2	2	26	3	4	0	1	33
1/14	Wash. St.*	5-12	2-5	8-9	0/4	0	20	3	3	0	2	36
1/16	Wash.*	3-16	2-7	3-6	1/2	1	11	2	4	0	0	37
1/21	@Cal*	2-11	0-3	5-6	0/4	1	9	5	1	0	0	33
1/23	@Stanford*	7-16	3-6	1-2	2/4	3	18	5	1	0	1	34
1/28	Oregon St.*	2-6	2-4	2-2	2/6	0	8	8	4	0	2	30
1/31	Oregon*	3-12	2-5	4-5	0/2	4	12	2	2	0	0	31
2/3	@Wash.*	6-14	5-9	1-2	1/2	3	18	6	4	0	2	42
2/6	@Wash. St.*	5-12	2-4	4-6	0/2	0	16	2	1	0	0	32
2/12	USC*	6-10	3-6	5-7	0/1	0	20	4	2	0	2	33
2/14	UCLA*	2-12	1-4	0-1	2/6	2	5	2	2	0	3	28
2/17	@Arizona*	3-11	1-3	3-4	2/2	1	10	3	0	0	1	30
2/25	@Utah	0-6	0-3	0-0	1/1	2	0	2	9	0	1	32
2/28	@Colorado*	4-11	0-4	8-12	1/4	3	16	3	2	0	0	35
3/3	Stanford*	2-6	1-3	6-8	1/5	0	11	3	2	0	0	35
3/5	California*	4-14	0-3	2-2	0/4	2	10	6	4	0	1	37
3/9	Oregon St.*	4-11	1-3	1-4	0/2	5	10	7	0	0	1	28

## TRA HOLDER CAREER 20+ POINT GAMES

(19 IN CAREER/12 IN 2016-17)

**27 vs. Washington State (1/29/17)**

26 at UCLA (1/9/16)

**25 at Stanford (12/30/16)**

**24 vs. #9 Creighton (12/20/16)**

**24 vs. Cal Poly (11/13/16)**

24 vs. #8 Arizona (1/3/16)

**23 vs. Washington (1/25/18)**

**23 vs. Portland State (11/11/16)**

23 vs. Cal State Bakersfield (12/28/15)

**22 at #3 UCLA (1/19/17)**

**22 vs. Central Arkansas (12/22/16)**

**22 vs. Citadel (11/23/16)**

22 vs. NC State (11/23/15)

**21 at Washington (2/16/17)**

21 at USC (1/7/16)

**20 @#16 Arizona (1/12/17)**

**20 vs. UNLV (12/3/16)**

20 vs. #23 USC (2/12/16)

20 vs. Washington State (1/14/16)

-----

## ASU STARTING LINEUPS 2016-17 (7)

Cunliffe, Evans, Holder, Justice, Oleka (2-0)

Cunliffe, Evans, Graham, Holder, Oleka (3-3)

Cunliffe, Evans, Holder, Oleka, Tshisumpa (0-1)

Cunliffe, Evans, Holder, Justice, Vila (1-0 vs. San Diego State)

Evans, Holder, Justice, Oleka, Tshisumpa (1-3)

Evans, Graham, Holder, Justice, Oleka (2-2)

Evans, Holder, Justice, Oleka, Vila (5-8)



# SUN DEVIL INDIVIDUAL NOTES/HIGHS/GAME-BY-GAME

## 4 • TORIAN GRAHAM • 6-5 • 195 • WING • SR CHIPOLA J.C./DURHAM, N.C.

**NOTES:** Sat the 2015-16 season after transferring from the University of Buffalo and previously Chipola Junior College...played two seasons under head coach Patrick Blake at Chipola and as a sophomore helped lead the Indians to a 26-6 overall record, averaging 12.4 points per game... rated by ESPN as the No. 91 overall prospect and No. 67 by Rivals.com in the class of 2012.

### 2016-17 TORIAN GRAHAM GAME BY GAME

DATE	OPP	FG	3P	FT	O/RB	F	PT	A	TO	BK	ST	MIN
11/11	Portland St.	9-11	5-6	0-0	0/6	1	23	0	3	0	1	28
11/13	Cal Poly	7-12	1-4	3-4	0/7	0	18	1	2	1	1	32
11/17	No. Iowa*	7-13	4-8	1-1	0/0	2	19	0	0	0	0	34
11/18	Tulane*	8-14	4-9	2-2	1/8	1	22	1	0	0	1	35
11/20	Davidson*	1-12	1-6	0-0	0/1	3	3	0	1	0	1	32
11/23	Citadel*	7-16	4-9	1-1	0/3	1	19	2	0	0	1	31
11/28	Kentucky*	4-16	0-6	4-4	1/3	1	12	2	0	0	0	32
12/3	UNLV*	8-15	6-11	0-0	2/5	3	22	3	0	1	1	31
12/6	Purdue	5-16	0-7	4-6	2/2	0	14	1	1	0	1	24
12/10	@SDSU	6-11	1-5	2-2	2/5	2	15	0	1	0	1	28
12/17	NMSU	6-14	2-6	0-0	0/4	2	14	1	1	0	0	32
12/20	Creighton*	10-21	2-8	2-2	3/6	3	24	4	2	1	2	37
12/22	C.Arkanasas*	10-17	6-12	0-0	0/7	2	26	3	0	1	0	35
12/30	@Stanford	12-17	5-8	1-2	0/8	0	30	2	1	0	0	35
1/1	@Califronia	6-13	1-5	0-0	0/0	0	13	0	0	0	2	34
1/5	Colorado	7-15	4-8	0-0	0/2	2	18	2	2	1	0	35
1/7	Utah	6-13	3-6	0-0	0/6	3	15	1	1	0	1	31
1/12	@Arizona	7-15	4-11	0-0	0/1	3	18	2	4	1	1	36
1/19	@UCLA	10-22	6-13	0-0	0/1	1	26	0	1	0	1	34
1/22	@USC*	9-18	1-6	5-5	0/4	2	24	0	4	2	1	40
1/25	Washington*	4-13	3-8	6-8	0/7	3	17	2	3	0	1	36
1/29	Wash. St.*	7-18	4-10	1-2	1/7	2	19	0	4	1	0	37
2/2	@Oregon*	5-16	3-10	0-0	2/4	2	13	1	0	1	0	38
2/4	@Ore. St.*	7-18	4-9	3-4	0/1	1	21	1	1	0	3	36
2/8	California*	1-14	0-9	0-0	0/2	0	2	1	2	0	0	38
2/11	Stanford*	8-15	6-11	2-2	2/6	1	24	2	2	0	3	39
2/16	@Wash.*	12-23	4-9	1-1	0/4	1	29	0	0	0	3	39
2/18	@WSU*	7-13	4-9	0-1	0/5	0	18	1	1	0	1	36
2/23	UCLA*	9-19	7-14	3-4	2/6	3	28	3	1	0	2	40
2/26	USC*	2-12	0-7	0-0	0/4	2	4	2	2	0	1	35
3/4	Arizona*	4-14	3-9	4-4	0/1	4	15	0	1	0	0	38

### TORIAN GRAHAM SEASON HIGHS

**POINTS** ..... 30 at Stanford (12/30/16)  
**FG MADE** ..... 12 at Stanford (12/30/16)  
**FG ATT** ..... 23 at Washington (2/16/17)  
**REBOUNDS** ..... 8 (2x) at Stanford (12/30/16)  
**MINUTES** ..... 40 (2x) vs. #5 UCLA (2/23/17)

---

### TOP SCORER 2016-17 (SEASON/CAREER) (INCLUDES SHARED)

Tra Holder (7/23), Obinna Oleka (5/11), Kodi Justice (1/3)  
 Torian Graham (13), Shannon Evans II (8)

### TOP REBOUNDER (INCLUDES SHARED)

Obinna Oleka (44/33), Tra Holder (3/4)  
 Kodi Justice (1/2), Torian Graham (4), Shannone Evans II (1)

### TOP ASSISTS (INCLUDES SHARED)

Tra Holder (11/50), Kodi Justice (4/17)  
 Obinna Oleka (1/2), Shannon Evans II (20)

### (ASU CAREER TOTAL NEXT TO SEASON)

## #11 • SHANNON EVANS II • 6-0 • 165 • GUARD • JR BUFFALO/SUFFOLK, VA.

**NOTES:** Spent two seasons under with Bobby Hurley at Buffalo...as a sophomore averaged 15.4 points, 3.2 rebounds, and 4.6 assists helping lead the Bulls to an appearance in the NCAA Tournament...Buffalo's second-leading scorer, earning second-team All-MAC honors...as a true freshman averaged 8.5 points and 3.3 assists and was named to MAC All-Freshman Team...played in all 29 games for the Bulls off the bench, posting one of the highest minute totals amongst all bench players nationally (26.4 minutes per game).

### SHANNON EVANS SEASON HIGHS

**POINTS** ..... 28 (2x) at #13 Oregon (2/12/17)  
**FG MADE** ..... 10 at #13 Oregon (2/2/17)  
**FG ATT** ..... 18 vs. Portland State (11/11/16)  
**REBOUNDS** ..... 7 vs. Northern Iowa (11/17/16)  
**ASSISTS** ..... 8 (2x) at #16 Arizona (1/12/16)  
**MINUTES** ..... 40 (3x) vs. #5 UCLA (2/23/17)

### 2016-17 SHANNON EVANS II GAME BY GAME

DATE	OPP	FG	3P	FT	O/RB	F	PT	A	TO	BK	ST	MIN
11/11	Portland St.*	8-18	2-8	1-1	0/4	1	19	2	3	0	1	35
11/13	Cal Poly*	4-10	0-3	12-12	1/3	3	20	3	1	0	0	32
11/17	No. Iowa*	2-6	1-2	2-2	2/7	0	7	3	3	0	2	32
11/18	Tulane*	6-14	4-7	5-5	0/4	1	21	6	2	1	1	36
11/20	Davidson*	4-11	4-8	1-4	0/1	3	13	7	1	0	3	38
11/23	Citadel*	5-12	2-6	5-6	2/4	2	17	6	1	0	0	29
11/28	Kentucky*	4-12	2-5	1-2	0/3	2	11	6	5	1	0	32
12/3	UNLV*	9-12	5-8	5-6	0/5	3	28	4	3	0	1	31
12/6	Purdue*	5-12	1-5	5-5	2/3	0	16	3	2	0	2	35
12/10	@SDSU*	5-9	4-6	2-2	0/1	2	16	3	2	0	1	32
12/17	NMSU*	4-10	0-5	1-1	0/2	0	9	7	2	0	1	34
12/20	Creighton*	2-11	1-6	2-2	0/2	2	7	2	1	2	3	39
12/22	C.Arkanasas*	7-14	7-13	2-2	0/3	0	23	8	1	0	3	34
12/30	@Stanford*	1-5	1-3	12-14	0/5	4	15	4	1	0	1	34
1/1	@California*	3-11	1-6	2-2	1/6	1	9	6	2	1	0	37
1/5	Colorado*	6-14	3-7	3-3	0/1	3	18	3	1	0	1	34
1/7	Utah*	9-16	1-5	2-3	2/3	4	21	1	1	0	0	35
1/12	@Arizona*	1-8	1-6	2-4	0/3	2	5	8	2	0	0	38
1/19	@UCLA*	4-12	2-8	0-0	1/2	0	10	4	3	0	2	38
1/22	@USC*	5-12	4-7	0/0	0/3	0	14	4	2	0	1	36
1/25	Washington*	6-15	3-5	10-10	2/5	3	25	3	0	0	1	36
1/29	Wash. St.*	6-13	3-7	0-0	0/0	1	15	3	2	0	2	37
2/2	@Oregon*	10-16	3-6	5-6	0/3	1	28	1	0	0	1	40
2/4	@Ore. St.*	7-12	4-8	3-5	0/5	1	21	3	2	0	3	38
2/8	California*	4-12	0-6	2-4	0/3	3	10	3	4	0	3	38
2/11	Stanford*	2-11	1-8	4-4	0/4	1	9	6	4	1	1	35
2/16	@Wash.*	5-13	1-5	2-2	3/4	4	13	5	0	0	0	40
2/18	@WSU*	8-17	3-9	2-3	1/2	3	21	3	1	0	2	33
2/23	UCLA*	4-14	2-7	1-2	0/3	3	11	8	2	1	1	40
2/26	USC*	4-9	2-4	0-1	0/3	2	10	6	2	0	2	34
3/4	Arizona*	3-9	1-3	2-3	0/5	4	9	6	1	0	0	38

### SHANNON EVANS II 20-POINT GAMES (18/9 AT ASU)

33 vs. Cornell (1/3/15)  
 28 at #13 Oregon (2/2/17)  
 28 vs. UNLV (12/3/16)  
 25 vs. Washington (1/25/17)  
 25 at Ball State (2/4/15)  
 24 at UT-Arlington (11/18/14)  
 23 vs. Central Arkansas (12/22/16)  
 23 at Western Michigan (1/10/15)  
 23 at Grand Canyon (11/25/14)  
 21 at Washington State (2/18/17)  
 21 at Oregon State (2/4/17)  
 21 vs. Utah (1/7/17)  
 21 vs. Tulane (11/18/16)  
 21 at Kent State (2/28/15)/21 at St. Bonaventure (12/3/14)  
 20 vs. Niagara (12/19/14)  
 20 vs. Manhattan (12/21/13)/20 vs. Cal Poly (11/13/16)



# SUN DEVIL INDIVIDUAL NOTES/HIGHS/GAME-BY-GAME

## #12 • ANDRE ADAMS • 6-9 • 225 • FORWARD/CENTER • RS-FR IMG ACADEMY/AVONDALE, ARIZ.

**NOTES:** Sat out last last season with an ACL sprain...local player who has the frame and size to make a big impact down the road...will be brought along slowly this year...scored his first career points on Dec. 17 vs. New Mexico State with six points in nine productive minutes.

### 2016-17 ANDRE ADAMS GAME BY GAME

DATE	OPP	FG	3P	FT	O/RB	F	PT	A	TO	BK	ST	MIN
11/11	Portland St.	0-0	0-0	0-0	0/0	1	0	0	0	0	0	5
11/13	Cal Poly	0-0	0-0	0-0	0/0	1	0	0	0	0	0	5
11/17	No. Iowa	--DID NOT PLAY--										
11/18	Tulane	--DID NOT PLAY--										
11/20	Davidson	--DID NOT PLAY--										
11/23	Citadel	0-0	0-0	0-0	0/0	0	0	0	0	0	0	1
11/28	Kentucky	--DID NOT PLAY--										
12/3	UNLV	0-0	0-0	0-0	0/0	0	0	0	0	0	0	4
12/6	Purdue	0-0	0-0	0-0	0/0	1	0	0	0	0	0	2
12/10	@SDSU	--DID NOT PLAY--										
12/17	NMSU	3-3	0-0	0-1	1/3	1	6	0	1	0	0	9
12/20	Creighton	0-0	0-0	0-0	0/0	1	0	0	0	0	0	2
12/22	C.Arkanasas	1-1	0-0	0-0	1/2	0	2	0	0	0	0	3
12/30	@Stanford	--DID NOT PLAY--										
1/1	@California	--DID NOT PLAY--										
1/5	Colorado	--DID NOT PLAY--										
1/7	Utah	--DID NOT PLAY--										
1/12	@Arizona	--DID NOT PLAY--										
1/19	@UCLA	--DID NOT PLAY--										
1/22	@USC	--DID NOT PLAY--										
1/25	Washington	--DID NOT PLAY--										
1/29	Wash. St.	--DID NOT PLAY--										
2/2	@Oregon	--DID NOT PLAY--										
2/4	@Oregon St.	--DID NOT PLAY--										
2/8	California	--DID NOT PLAY--										
2/11	Stanford	--DID NOT PLAY--										
2/16	@Wash.	1-2	0-0	0-1	1/2	1	2	0	1	0	0	4
2/18	@WSU	2-2	0-0	0-1	1/1	2	4	0	0	1	0	15
2/23	UCLA	--DID NOT PLAY--										
2/26	USC	2-4	0-0	1-2	4/5	2	5	1	0	0	0	12
3/4	Arizona	0-0	0-0	0-0	0/0	2	0	0	1	0	0	1

--

## #5 • OBINNA OLEKA • 6-8 • 225 • FORWARD • SR STATE COLLEGE OF FLORIDA/WASHINGTON, D.C.

**NOTES:** Had not played in organized game since Dec. 7, 2013, when he took the floor last year on Nov. 13 (over 700 days)...great hands, strong underneath and a quick jumper...led team in rebounding in 11 games last year.

### SUN DEVIL SEASON DOUBLE-DOUBLES (PAC-10/12 ERA OF 1978-79 TO PRESENT) Ike Diogu, Jr., 2004-05, 15 Obi Oleka, Sr., 2016-17, 15

### OBINNA OLEKA CAREER HIGHS

POINTS	22 at #16 Arizona (1/12/17)
FG MADE	9 at #16 Arizona (1/12/17)
FG ATT	17 at #3 UCLA (1/19/17)
3PT MADE	3 (2x) at California (1/1/17)
3PT ATT	7 (2x) at California (1/1/17)
FT MADE	8 (4x) at Stanford (12/30/16)
FT ATT	11 at Stanford (12/30/16)
REBOUNDS	17 vs. Central Arkansas (12/22/16)
BLOCKS	3 vs. #8 Arizona (1/3/16)
MINUTES	40 vs. UCLA (2/23/17)

### 2016-17 OBINNA OLEKA GAME BY GAME

DATE	OPP	FG	3P	FT	O/RB	PF	PT	A	TO	BK	ST	MIN
11/11	Portland St.*	3-10	1-4	1-2	5/13	2	8	1	5	1	1	32
11/13	Cal Poly*	4-7	1-2	8-9	3/13	3	17	2	1	0	1	35
11/17	No. Iowa*	4-9	0-2	2-2	2/11	2	10	3	3	2	0	35
11/18	Tulane*	2-8	1-3	2-4	0/2	3	7	1	1	0	3	32
11/20	Davidson*	5-16	1-7	0-0	3/8	2	11	1	1	0	1	33
11/23	Citadel*	7-10	1-2	5-8	8/15	2	20	0	2	1	2	32
11/28	Kentucky*	6-9	0-1	2-2	4/11	3	14	3	1	2	1	33
12/3	UNLV*	3-8	1-1	1-2	2/7	3	8	2	1	0	0	22
12/6	Purdue*	4-12	0-4	0-0	1/5	2	8	0	2	0	1	25
12/10	@SDSU	4-9	1-2	6-8	4/12	1	15	1	1	1	2	29
12/17	NMSU*	5-11	0-2	5-6	4/11	2	15	0	2	1	3	35
12/20	Creighton*	7-14	1-3	4-7	5/16	2	19	0	3	0	1	36
12/22	C. Arkansas*	5-8	1-3	7-10	4/17	2	18	2	1	1	0	33
12/30	@Stanford*	1-7	1-3	8-11	1/6	3	11	0	3	0	1	26
1/1	@California*	5-12	3-7	5-6	1/6	3	18	2	1	0	0	37
1/5	Colorado*	7-11	0-3	1-2	3/10	3	15	0	3	1	1	35
1/7	Utah*	4-9	0-3	0-0	1/13	5	8	2	2	1	1	34
1/16	@Arizona*	9-15	2-4	2-2	4/9	2	22	1	1	1	2	39
1/19	@UCLA*	5-17	0-4	0-3	5/12	0	10	2	0	1	2	38
1/22	@USC*	6-10	1-2	4-6	3/14	4	17	1	4	1	1	36
1/25	Washington*	1-4	0-0	0-0	0/12	3	2	0	3	0	0	27
1/29	Wash. St.*	3-10	0-4	9-12	4/11	4	15	2	1	2	0	36
2/2	@Oregon*	2-11	1-5	0-0	2/9	4	5	0	1	0	0	29
2/4	@Ore. St.*	1-5	0-2	1-2	1/3	4	3	3	1	1	2	27
2/8	California*	3-13	0-2	6-8	7/14	1	12	2	1	2	0	34
2/11	Stanford*	4-8	1-3	2-5	1/2	3	11	3	6	1	0	32
2/16	@Wash.*	3-6	0-1	2-4	1/4	2	8	1	2	1	1	28
2/18	@WSU*	4-7	1-3	3-3	1/5	2	12	0	2	0	2	30
2/23	UCLA*	6-12	0-2	0-0	5/11	2	12	0	1	2	1	40
2/26	USC*	6-11	3-4	3-5	3/10	0	18	1	2	0	1	36
3/4	Arizona*	3-9	0-3	3-4	1/11	1	9	1	1	2	1	37

### 2015-16 OBINNA OLEKA GAME BY GAME

DATE	OPP	FG	3P	FT	O/RB	PF	PT	A	TO	BK	ST	MIN
11/13	Sac. St.	0-3	0-0	0-2	0/0	0	0	0	1	2	1	6
11/16	Belmont	0-1	0-1	0-0	0/1	4	0	0	1	0	1	7
11/18	Kenn. State	7-9	1-1	4-6	2/6	1	19	1	1	1	2	23
11/23	NC State	2-6	0-1	0-0	2/5	3	4	1	2	0	0	22
11/24	Marquette	4-10	0-1	2-4	6/14	1	10	1	0	1	1	29
11/29	UCSB	2-6	0-0	5-5	3/7	1	9	0	1	0	0	20
12/2	@Creighton	3-7	2-4	0-0	2/3	2	8	2	0	0	0	14
12/5	Texas A&M	1-7	0-2	1-2	3/7	3	3	1	1	2	0	23
12/12	@Kentucky	1-6	0-4	3-4	2/2	2	5	0	3	0	1	18
12/16	@UNLV	2-6	0-2	2-4	1/4	0	6	1	0	0	2	28
12/19	Hous. Bapt.	4-10	0-1	6-7	2/6	3	14	0	1	0	0	28
12/22	SFA	5-7	0-0	2-2	3/4	2	12	0	1	0	0	18
12/28	CS-Baker.	3-6	0-0	1-2	0/3	2	7	1	0	2	2	28
1/3	Arizona	6-7	2-3	3-4	1/3	2	17	1	3	3	1	27
1/7	@USC*	1-7	0-3	0-0	2/5	2	2	1	1	1	0	19
1/9	@UCLA*	3-6	0-1	3-3	0/2	2	9	0	2	1	2	26
1/14	Wash. St.*	4-9	1-2	2-2	2/10	1	11	0	1	1	1	25
1/16	Washington*	4-7	0-2	5-6	4/11	2	13	0	2	0	2	27
1/21	@Cal*	3-10	0-2	8-9	4/6	4	14	1	0	0	1	27
1/23	@Stanford*	4-10	1-3	2-2	1/3	2	11	0	1	0	1	23
1/28	Oregon St.*	6-9	2-3	3-3	2/5	3	17	2	3	0	0	23
1/31	Oregon*	6-12	3-5	2-2	0/4	3	17	2	1	0	0	30
2/3	@Wash.*	2-8	0-2	8-8	1/8	4	12	0	3	1	1	39
2/6	@Wash. St.*	4-10	3-5	2-2	1/3	3	13	1	2	1	1	28
2/12	USC*	1-9	0-3	1-2	2/11	1	3	0	4	0	0	26
2/14	UCLA*	6-11	2-4	0-0	1/13	2	14	4	3	0	1	36
2/17	@Arizona*	6-16	3-7	0-0	1/7	4	15	0	1	0	0	33
2/25	@Utah*	3-14	0-4	3-5	7/16	1	9	0	0	0	0	30
2/28	@Colorado*	4-9	2-3	0-0	0/3	2	10	0	0	1	1	27
3/3	Stanford*	3-11	2-7	2-4	3/9	2	10	1	2	0	0	29
3/5	California*	3-8	2-5	2-2	2/6	2	10	0	0	0	0	25

# SUN DEVIL INDIVIDUAL NOTES/HIGHS/GAME-BY-GAME

## TOP SCORING GAMES FOR OBINNA OLEKA

22 at #16 Arizona (1/12/17)  
 20 vs. Citadel (11/23/16)  
 19 vs. #9 Creighton (12/20/16)  
 19 vs. Kennesaw State (11/18/15)

## 15+ REBOUNDING GAMES FOR OBINNA OLEKA

17 vs. Central Arkansas (12/22/16)  
 16 vs. #9 Creighton (12/20/16)  
 16 at #22 Utah (2/25/16)  
 15 vs. Citadel (11/23/16)

## DOUBLE-DOUBLES FOR OBINNA OLEKA (19/15)

18/10 vs. USC (2/26/17)  
 12/11 vs. #5 UCLA (2/23/17)  
 12/14 vs. California (2/8/17)  
 15/11 vs. Washington State (1/29/17)  
 17/14 at USC (1/22/17)  
 10/12 at #3 UCLA (1/19/17)  
 15/10 vs. Colorado (1/5/17)  
 18/17 vs. Central Arkansas (12/22/16)  
 19/16 vs. #9 Creighton (12/20/16)  
 15/11 vs New Mexico State (12/17/16)  
 15/12 at San Diego State (12/10/16)  
 14/11 vs. #1 Kentucky (11/28/16)  
 20/15 vs. Citadel (11/23/16)  
 10/11 vs. Northern Iowa (11/17/16)  
 17/13 vs. Cal Poly (11/13/16)  
  
 14/13 vs. UCLA (2/14/16)  
 13/11 vs. Washington (1/16/16)  
 11/10 vs. Washington State (1/14/16)  
 10/14 vs. Marquette (11/24/15)

----

## SUN DEVIL STATS 2016-17 STATS WHEN (UNDER COACH HURLEY)

Outrebounded opponent: 8-4 (19-8)

Led at halftime: 10-4 (21-7)  
 Trail at halftime: 4-13 (8-27)

Shot more FTs: 10-6 (24-8)

Shot better/same FGs: 12-0 (21-0)  
 Shot worse FGs: 2-17 (8-34)

Shot .500 or better FGs: 3-1 (7-1)  
 Shot less than .500 FGs: 11-16 (22-33)

Opp. shot .500 FGs: 3-13 (8-21)  
 Opp. shot less.500 FGs: 11-4 (21-13)

Committed less/same TOs: 10-13 (22-20)  
 Committed more TOs: 4-4 (7-14)

Home Games: 9-7 (20-13)  
 Road Games: 4-6 (7-15)  
 Neutral Site: 1-4 (2-6)

Non-Conference games: 7-6 (17-10)

## #33 • RAMON VILA • 6-8 • 230 • FORWARD • FR BARCELONA, SPAIN

**NOTES:** Sneaky good around the hoop, has great hands, knows the game and is expected to have a solid freshman season...had five offensive rebounds in the Nov. 18 win over Tulane in Orlando...earned first career start at San Diego State on Dec. 10.

## 2016-17 RAMON VILA GAME-BY-GAME

DATE	OPP	FG	3P	FT	O/R	F	PT	A	TO	BK	ST	MIN
11/11	Portland St.	3-4	0-1	1-1	3/4	2	7	0	1	1	0	16
11/13	Cal Poly	1-1	0-0	2-2	1/1	4	4	0	1	0	0	14
11/17	No. Iowa	0-1	0-1	0-0	0/0	4	0	0	1	1	0	9
11/18	Tulane	1-2	0-0	2-4	5/6	3	4	0	1	0	1	24
11/20	Davidson	1-2	0-0	0-0	1/2	3	2	0	0	0	0	21
11/23	Citadel	2-4	0-0	0-0	1/1	3	4	0	0	0	0	10
11/28	Kentucky	0-0	0-0	0-0	0/1	4	0	0	0	1	0	13
12/3	UNLV	0-0	0-0	0-0	0/3	4	0	1	0	0	0	11
12/6	Purdue	2-2	0-0	0-0	0/1	3	4	0	1	0	0	10
12/10	@SDSU*	0-0	0-0	0-0	0/0	1	0	0	1	0	1	5
12/17	NMSU	2-4	0-1	0-1	2/5	3	4	1	0	0	1	16
12/20	Creighton	0-0	0-0	0-0	0/0	1	0	0	0	0	0	4
12/22	C.Aransas	0-0	0-0	0-0	0/0	0	0	0	0	0	0	4
12/30	@Stanford	2-3	0-0	2-4	1/1	3	6	0	0	0	1	16
1/1	@California	1-2	0-0	0-0	0/0	3	2	0	0	0	0	6
1/5	Colorado*	1-1	0-0	2-2	4/4	5	4	0	0	0	1	15
1/7	Utah*	2-3	0-0	1-2	0/0	2	5	0	0	2	0	15
1/12	@Arizona	1-1	0-0	0-0	0/1	4	2	0	0	0	0	15
1/19	@UCLA*	2-3	0-0	0-0	1/3	3	4	0	0	0	0	15
1/22	@USC	0-0	0-0	0-0	1/2	0	0	0	1	0	0	9
1/25	Washington	2-3	0-0	1-6	4/5	2	5	0	1	1	0	14
1/29	Wash. St.	1-2	0-0	2-2	2/3	3	4	0	0	0	0	16
2/2	@Oregon	1-3	0-0	0-0	2/5	3	2	0	0	0	0	15
2/4	@Oregon St.	0-1	0-0	4-4	2/4	3	4	0	2	0	0	25
2/8	California	1-1	0-0	0-0	1/2	2	2	0	0	1	0	11
2/11	Stanford	1-1	0-0	0-0	2/4	3	2	0	0	0	0	11
2/16	@Wash.	1-1	0-0	0-0	1/1	4	2	0	0	0	0	5
2/18	@WSU	0-0	0-0	0-0	0/1	3	0	0	0	0	0	15
2/23	UCLA	0-0	0-0	0-0	0/0	0	0	0	0	0	0	1
2/26	USC	2-2	0-0	2-2	1/1	0	6	0	0	0	0	11
3/4	Arizona	1-1	0-0	0-0	2/4	3	2	0	0	0	0	16

## RAMON VILA CAREER HIGHS

**POINTS** ..... 7 vs. Portland State (11/11/16)  
**REBOUNDS** ..... 6 vs. Tulane (11/18/16)  
**MINUTES** ..... 25 at Oregon State (2/4/17)

# SUN DEVIL INDIVIDUAL NOTES/HIGHS/GAME-BY-GAME

## #42 • JETHRO TSHISUMPA • 6-10 • 260 • FORWARD/CENTER • FR DEMOCRATIC REPUBLIC OF CONGO/MOUNTAIN MISSION H.S.

**NOTES:** Has a 7-5 1/2 wingspan and 6% body fat...loads of potential...top-100 recruit according to ESPN.

### 2016-17 JETHRO TSHISUMPA GAME BY GAME

DATE	OPP	FG	3P	FT	O/RB	F	PT	A	TO	BK	ST	MIN
11/11	Portland St.	3-4	0-1	1-1	3/4	2	7	0	1	1	0	16
11/13	Cal Poly	1-1	0-0	2-2	1/1	4	4	0	1	0	0	14
11/17	No. Iowa	0-1	0-0	0-0	1/1	0	0	0	0	1	0	4
11/18	Tulane	0-0	0-0	0-0	0/0	0	0	0	0	0	0	1
11/20	Davidson	0-0	0-0	0-0	0/0	0	0	0	0	0	0	2
11/23	Citadel	1-2	0-0	0-0	1/2	1	2	0	1	3	0	5
11/28	Kentucky	0-1	0-0	0-0	2/4	5	0	0	1	0	0	4
12/3	UNLV	1-2	0-0	0-0	1/1	5	2	0	0	2	2	7
12/6	Purdue*	0-1	0-0	0-0	1/2	3	0	0	2	2	2	15
12/10	@SDSU	1-2	0-0	0-0	2/3	3	2	0	0	5	0	21
12/17	NMSU*	0-1	0-0	0-0	0/1	4	0	0	1	0	0	5
12/20	Creighton	2-3	0-0	0-0	1/4	3	4	0	0	1	0	15
12/22	C. Arkansas	1-2	0-0	0-0	0/2	4	2	0	0	2	0	13
12/30	@Stanford*	0-0	0-0	0-0	0/0	4	0	0	1	1	0	7
1/1	@California*	0-3	0-0	0-0	1/3	2	0	0	0	1	0	13
1/5	Colorado	1-1	0-0	0-0	0/1	1	2	0	0	3	0	8
1/7	Utah	0-0	0-0	0-0	0/0	1	0	0	1	1	0	8
1/12	@Arizona*	0-0	0-0	0-0	0/0	0	0	0	0	0	1	5
1/19	@UCLA	1-1	0-0	1-2	1/5	3	3	0	0	0	0	12
1/22	@USC	0-0	0-0	0-0	0/0	0	0	0	0	0	0	3
1/25	Washington	2-3	0-0	1-2	2/3	1	5	0	0	1	0	8
1/29	Wash. St.	0-0	0-0	0-0	0/1	0	0	0	0	0	0	2
2/2	@Oregon	0-0	0-0	0-0	0/0	1	0	0	0	0	0	3
2/4	@Oregon St.	0-0	0-0	0-0	0/0	5	0	0	0	0	0	3
2/8	California	--DID NOT PLAY--										
2/11	Stanford	0-0	0-0	0-0	0/2	4	0	0	0	1	0	9
2/16	@Wash.	0-2	0-0	0-0	1/2	1	0	0	0	0	1	5
2/18	@WSU	--DID NOT PLAY--										
2/23	UCLA	--DID NOT PLAY--										
2/26	USC	--DID NOT PLAY--										
3/4	Arizona	--DID NOT PLAY--										

### JETHRO TSHISUMPA CAREER HIGHS

**POINTS** ..... 7 vs. Portland State (11/11/16)  
**REBOUNDS** ..... 4 (2x) #1 Kentucky (11/28/16)  
**BLOCKS** ..... 5 at San Diego State (12/10/16)  
**MINUTES** ..... 21 at San Diego State (12/10/16)

----

## #44 • KODI JUSTICE • 6-5 • 195 • GUARD • JR DOBSON HIGH SCHOOL/MESA, ARIZ.

**NOTES:** Wears No. 44 because he is a fan of Pistol Pete Maravich...grew up right down the road from ASU and attended Dobson HS...had hurt foot in freshman year (2014-15) which caused him to last half of the season...hurt foot in game after a 16-point season-high effort at California on Jan. 22, 2015...feel for the game that can't be taught...knocks down free throws and can't leave him open for the jumper...10 double-digits scoring games in sophomore year.

### KODI JUSTICE CAREER HIGHS

**POINTS** ..... 22 vs. USC (2/26/17)  
**FG MADE** ..... 8 vs. USC (2/26/17)  
**ASSISTS** ..... 6 (2x) vs. Oregon (1/31/16)  
**REBOUNDS** ..... 7 at Stanford (1/23/16)  
**MINUTES** ..... 39 (3x) vs. #5 UCLA (2/23/17)

### KODI JUSTICE TOP SCORING GAMES

22 vs. USC (2/26/17)  
20 vs. Citadel (11/23/16)  
20 vs. Houston Baptist (12/19/15)  
19 vs. #5 UCLA (2/23/17)  
17 vs. #7 Arizona (3/4/17)  
17 vs. Utah (1/7/17)  
17 vs. Washington (1/16/16)

### KODI JUSTICE 2016-17 GAME BY GAME

DATE	OPP	FG	3P	FT	O/RB	PF	PT	A	TO	BK	ST	MIN
11/11	Portland St.*	2-6	1-4	0-0	0/4	2	5	3	0	0	1	33
11/13	Cal Poly*	2-5	1-1	0-0	0/1	3	5	2	1	0	0	18
11/17	vs. No. Iowa	1-4	0-3	3-4	0/3	2	5	1	0	0	1	28
11/18	vs. Tulane	1-3	1-3	5-6	2/2	4	8	1	2	0	2	17
11/20	vs. Davidson	1-5	0-2	0-1	2/6	5	2	1	2	2	1	19
11/23	Citadel	6-8	5-6	3-5	0/2	5	20	3	1	2	2	26
11/28	Kentucky	2-6	2-4	0-0	0/2	3	6	1	2	0	0	22
12/3	UNLV	1-5	1-4	0-0	0/5	3	3	3	2	1	1	30
12/6	Purdue	3-5	2-4	3-3	3/5	1	11	4	0	1	1	28
12/10	@SDSU*	2-4	2-3	0-0	1/2	4	6	2	4	0	1	21
12/17	NMSU*	4-7	1-3	0-0	0/3	3	9	3	3	1	1	33
12/20	Creighton*	3-6	1-3	0-0	0/0	5	7	2	0	2	0	30
12/22	C. Arkansas*	1-6	1-6	0-0	0/1	1	3	5	3	0	4	33
12/30	@Stanford*	3-6	3-5	0-0	1/4	5	9	3	0	0	0	34
1/1	@California*	3-8	1-3	2-3	2/4	1	9	2	2	0	3	32
1/5	Colorado*	4-6	2-3	0-0	0/5	3	10	2	2	1	2	31
1/7	Utah*	5-11	3-7	4-5	1/3	3	17	5	2	0	3	35
1/12	@Arizona*	3-8	2-4	0-1	1/4	4	8	2	1	0	0	29
1/19	@UCLA*	2-7	1-4	0-0	0/5	5	5	0	1	0	1	22
1/22	@USC*	4-5	2-3	0-0	0/1	2	10	2	2	0	1	35
1/25	Washington*	3-8	2-6	1-2	0/3	3	9	4	2	0	1	38
1/29	Wash. St.*	1-6	1-4	0-0	0/1	5	3	3	1	1	1	33
2/2	@Oregon*	2-6	1-4	0-0	0/3	3	5	2	3	1	0	36
2/4	@Ore. St.*	3-5	3-4	4-6	0/4	5	13	0	1	0	2	29
2/8	California*	3-8	3-6	0-1	0/1	4	9	1	1	1	3	39
2/11	Stanford*	3-8	2-7	5-7	0/4	3	13	3	3	1	1	38
2/16	@Wash.*	2-5	2-5	2-2	0/4	2	8	4	1	2	1	39
2/18	@WSU*	3-11	0-5	0-0	0/2	2	6	2	1	0	3	36
2/23	UCLA*	6-14	5-9	2-2	0/4	2	19	3	3	0	3	39
2/26	USC*	8-14	6-9	0-0	0/5	3	22	3	1	0	2	33
3/4	Arizona*	6-10	4-6	1-1	0/1	5	17	3	4	1	0	30

## 2016-17 SUN DEVIL HIGHS AND LOWS

### SUN DEVIL TEAM HIGHS

**POINTS:** 127 vs. CITADEL  
**FIELD GOALS:** 42 vs. CITADEL  
**FIELD GOAL ATTEMPTS:** 78 at #3 UCLA/vs. CITADEL  
**FIELD GOAL%:** .538 vs. CITADEL (42-78)  
**3-PT FIELD GOALS:** 18 vs. CENTRAL ARKANSAS/UNLV  
**3-PT FIELD GOALS ATT:** 45 vs. CENTRAL ARKANSAS  
**3-PT % (10 ATT.):** .542 at Stanford (13-24)  
**FREE THROWS:** 33 at Stanford/vs. CAL POLY  
**FREE THROWS ATTEMPTED:** 43 at Stanford  
**FREE THROW % (10 ATT.):** .909 vs. COLORADO (10-11)  
**REBOUNDS:** 47 vs. PORTLAND STATE  
**ASSISTS:** 27 vs. CENTRAL ARKANSAS  
**STEALS:** 11 at Oregon State/CENTRAL ARKANSAS  
**BLOCKS:** 6 (four times)  
**TURNOVERS:** 18 at San Diego State  
**FOULS:** 27 vs. UNLV  
**FIRST HALF POINTS:** 55 vs. CITADEL  
**SECOND HALF POINTS:** 72 vs. CITADEL

### SUN DEVIL TEAM LOWS

**POINTS:** 43 vs. CALIFORNIA  
**FIELD GOALS:** 15 vs. CALIFORNIA  
**FIELD GOAL ATTEMPTS:** 51 at Stanford  
**FIELD GOAL%:** .254 vs. CALIFORNIA (15-59)  
**3-PT FIELD GOALS:** 3 vs. CALIFORNIA  
**3-PT FIELD GOALS ATT:** 19 (twice)  
**3-PT % (10 ATT.):** .120 vs. CALIFORNIA (3-25)  
**FREE THROWS:** 5 at #3 UCLA  
**FREE THROWS ATTEMPTED:** 11 (3 times)  
**FREE THROW % (10 ATT.):** .455 at #3 UCLA (5-11)  
**REBOUNDS:** 22 at Washington State/at #16 Arizona  
**ASSISTS:** 7 at Washington State/at #13 Oregon  
**STEALS:** 1 at #13 Oregon  
**BLOCKS:** 0 vs. USC  
**TURNOVERS:** 6 at #13 Oregon  
**FOULS:** 9 vs. CENTRAL ARKANSAS  
**FIRST HALF POINTS:** 17 vs. CALIFORNIA  
**SECOND HALF POINTS:** 22 at Washington State

### SUN DEVIL INDIVIDUAL HIGHS

**POINTS:** 30 by Graham at Stanford  
**FIELD GOALS:** 12 by Graham at Stanford/at Washington  
**FIELD GOAL ATTEMPTS:** 23 Graham at Washington  
**FIELD GOAL% (6 MAKES):** .818 GRAHAM vs. PORT. ST. (9-11)  
**3-PT FGS:** 7 by GRAHAM vs. #5 UCLA;  
7 by EVANS II vs. CENTRAL ARKANSAS  
**3-PT ATT:** 7 by GRAHAM vs. #5 UCLA  
**3-PT % (5 MADE):** .833, JUSTICE vs. CITADEL/GRAHAM vs. PSU  
**FREE THROWS:** 12 (twice) by Evans II at Stanford/vs. CAL POLY  
**FT ATTEMPTED:** 14 by Evans II at Stanford  
**FREE THROW % (12 ATT.):** EVANS II vs. PORTLAND ST. (12-12)  
**REBOUNDS:** 17 by OLEKA vs. CENTRAL ARKANSAS  
**ASSISTS:** 9 by HOLDER vs. CENTRAL ARKANSAS  
**STEALS:** 4 (twice)  
**BLOCKS:** 5, Tshisumpa at San Diego State  
**TURNOVERS:** 6 (twice)  
**FOULED OUT:** 15, Tshisumpa (3), Justice (8),  
Holder (2), Oleka (1), Vila (1)

### OPPONENT TEAM HIGHS

**POINTS:** 115 vs. #1 Kentucky  
**FIELD GOALS:** 44 vs. #1 Kentucky  
**FIELD GOAL ATTEMPTS:** 84 vs. CITADEL/#1 Kentucky  
**FIELD GOAL%:** .603 at #3 UCLA (35-58)  
**3-PT FIELD GOALS:** 16 at #3 UCLA  
**3-PT FIELD GOALS ATT:** 37 by CITADEL  
**3-PT % (10 ATT.):** .593 at #3 UCLA (16-27)  
**FREE THROWS:** 25 by UNLV  
**FREE THROWS ATTEMPTED:** 36 by UNLV  
**FREE THROW % (10 ATT.):** .900 by COLORADO (18-20)  
**REBOUNDS:** 59 by #1 Kentucky  
**ASSISTS:** 33 by #1 Kentucky  
**STEALS:** 12 at San Diego State  
**BLOCKS:** 9 by #1 Kentucky  
**TURNOVERS:** 21 by STANFORD  
**FOULS:** 29 by CAL POLY  
**FIRST HALF POINTS:** 58 by #1 Kentucky  
**SECOND HALF POINTS:** 65 by CITADEL

### OPPONENT TEAM LOWS

**POINTS:** 62 vs. CENTRAL ARKANSAS  
**FIELD GOALS:** 19 by Davidson  
**FIELD GOAL ATTEMPTS:** 46 by Davidson  
**FIELD GOAL%:** .368 at San Diego State (21-57)  
**3-PT FIELD GOALS:** 3 by CENTRAL ARKANSAS/STANFORD  
**3-PT ATT:** 16 by UTAH  
**3-PT % (10 ATT.):** .125 by CENTRAL ARKANSAS (3-24)  
**FREE THROWS:** 2 at USC  
**FREE THROWS ATTEMPTED:** 3 at USC  
**FREE THROW % (10 ATT.):** 6-13 by WASHINGTON (6-13)  
**REBOUNDS:** 25 at Stanford  
**ASSISTS:** 7 vs. #7 ARIZONA  
**STEALS:** 1 at Stanford  
**BLOCKS:** 1 (4 times)  
**TURNOVERS:** 7 vs. #7 ARIZONA/at Stanford  
**FOULS:** 11 vs. #5 UCLA  
**FIRST HALF POINTS:** 25 at Oregon State/at #13 Oregon  
**SECOND HALF POINTS:** 31 at San Diego State

### OPPONENT INDIVIDUAL HIGHS

**POINTS:** 35 (2x); by Sheffield at Stanford/White of CU  
**FIELD GOALS:** 12 by Markkanen at #16 Arizona  
**FIELD GOAL ATTEMPTS:** 23 by FULTZ of WASHINGTON  
**FIELD GOAL% (10 MAKES):** .917 by HARRIS of CITADEL (11-12)  
**3-PT FGS:** 9 by Hamilton at #3 UCLA  
**3-PT ATT:** 14 (twice)  
**3-PT % (5 MADE):** .714 (TWICE) (5-7)  
**FREE THROWS:** 16 by Gibbs of Davidson  
**FT ATTEMPTED:** 21 by Gibbs of Davidson  
**FREE THROW % (12 ATT.):** .WHITE of COLORADO (12-12)  
**REBOUNDS:** 17 by Eubanks at Oregon State  
**ASSISTS:** 12 by Ball at #3 UCLA  
**STEALS:** 5 by Kell at San Diego State  
**BLOCKS:** 4 by Boucher at #13 Oregon  
**TURNOVERS:** 6 (three times)  
**FOULED OUT:** 13 times

**@SUNDEVILHOOPS 2016-17**  
**ARIZONA STATE Combined Team Statistics (as of Mar 04, 2017)**  
**All games**

<b>RECORD:</b>	<b>OVERALL</b>	<b>HOME</b>	<b>AWAY</b>	<b>NEUTRAL</b>
ALL GAMES	14-17	9-7	4-6	1-4
CONFERENCE	7-11	4-5	3-6	0-0
NON-CONFERENCE	7-6	5-2	1-0	1-4

##	Player	gp-gs	min	avg	Total		3-Point		F-Throw		Rebounds				pf	dq	a	to	blk	stl	pts	avg
					fg-fga	fg%	3fg-fga	3fg%	ft-fa	ft%	off	def	tot	avg								
04	Graham, Torian	31-20	1069	34.5	211-476	.443	98-259	.378	45-55	.818	18	108	126	4.1	51	0	38	41	11	30	565	18.2
00	Holder, Tra	31-31	1096	35.4	161-371	.434	44-118	.373	146-188	.777	37	75	112	3.6	63	2	98	61	1	29	512	16.5
11	Evans II, Shannon	31-31	1100	35.5	153-370	.414	69-192	.359	96-116	.828	17	85	102	3.3	59	0	137	57	7	39	471	15.2
05	Oleka, Obinna	31-30	1013	32.7	132-308	.429	22-91	.242	92-133	.692	89	214	303	9.8	75	1	37	59	25	32	378	12.2
44	Justice, Kodi	31-24	946	30.5	93-216	.431	61-140	.436	35-49	.714	13	81	94	3.0	101	8	75	51	17	42	282	9.1
33	Vila, Ramon	31-4	388	12.5	31-48	.646	0-3	.000	19-30	.633	37	28	65	2.1	81	1	2	10	7	5	81	2.6
12	Adams, Andre	12-0	59	4.9	9-12	.750	0-0	.000	1-5	.200	8	5	13	1.1	11	0	1	3	2	0	19	1.6
42	Tshisumpa, Jethro	26-5	193	7.4	11-26	.423	0-0	.000	3-9	.333	16	23	39	1.5	55	3	0	8	25	4	25	1.0
01	O'Field, Maurice	11-0	47	4.3	4-7	.571	0-1	.000	0-0	.000	3	3	6	0.5	4	0	4	1	0	1	8	0.7
22	Witherill, Austin	16-0	26	1.6	0-4	.000	0-4	.000	2-2	1.000	0	2	2	0.1	0	0	1	0	0	0	2	0.1
34	Odionu, Chris	2-0	2	1.0	0-0	.000	0-0	.000	0-0	.000	0	0	0	0.0	1	0	0	0	0	0	0	0.0
24	Jackson, Romaine	4-0	5	1.3	0-0	.000	0-0	.000	0-0	.000	1	0	1	0.3	0	0	0	2	0	0	0	0.0
25	Fogerty, Grant	2-0	2	1.0	0-0	.000	0-0	.000	0-0	.000	0	0	0	0.0	0	0	0	0	0	0	0	0.0
Team											44	58	102		2		13					
Total.....		31	6200		836-1927	.434	309-845	.366	457-616	.742	289	724	1013	32.7	529	15	407	324	98	187	2438	78.6
Opponents.....		31	6200		914-1907	.479	286-782	.366	413-578	.715	344	889	1233	39.8	570	13	582	424	125	159	2527	81.5

<b>TEAM STATISTICS</b>	<b>ASU</b>	<b>OPP</b>
SCORING	2438	2527
Points per game	78.6	81.5
Scoring margin	-2.9	-
FIELD GOALS-ATT	836-1927	914-1907
Field goal pct	.434	.479
3 POINT FG-ATT	309-845	286-782
3-point FG pct	.366	.366
3-pt FG made per game	10.0	9.2
FREE THROWS-ATT	457-616	413-578
Free throw pct	.742	.715
F-Throws made per game	14.7	13.3
REBOUNDS	1013	1233
Rebounds per game	32.7	39.8
Rebounding margin	-7.1	-
ASSISTS	407	582
Assists per game	13.1	18.8
TURNOVERS	324	424
Turnovers per game	10.5	13.7
Turnover margin	+3.2	-
Assist/turnover ratio	1.3	1.4
STEALS	187	159
Steals per game	6.0	5.1
BLOCKS	98	125
Blocks per game	3.2	4.0
ATTENDANCE	104011	103534
Home games-Avg/Game	16-6501	10-8213
Neutral site-Avg/Game	-	5-4281

<b>Score by Periods</b>	<b>1st</b>	<b>2nd</b>	<b>Totals</b>
ARIZONA STATE	1149	1289	2438
Opponents	1168	1359	2527

<b>Date</b>	<b>Opponent</b>		<b>Score</b>	<b>Att.</b>
11-11-16	PORTLAND STATE	w	88-70	7398
11-13-16	CAL POLY	w	96-74	4155
11-17-16	vs Northern Iowa	L	63-82	1991
11-18-16	vs Tulane	w	80-71	902
11-20-16	vs Davidson	L	60-68	2016
11-23-16	CITADEL	w	127-110	4702
11-28-16	vs Kentucky	L	69-115	1200
12-03-16	UNLV	w	97-73	7707
12-06-16	vs PURDUE	L	64-97	15294
12-10-16	at SAN DIEGO STATE	w	74-63	12414
12-17-16	NEW MEXICO STATE	L	70-81	5426
12-20-16	CREIGHTON	L	85-96	6793
12-22-16	CENTRAL ARKANSAS	w	98-62	4479
12-30-16	at STANFORD	w	98-93	3595
01-01-17	at California	L	65-81	8776
01-05-17	COLORADO	w	78-77	5147
01-07-17	UTAH	L	82-88	6501
01-12-17	at Arizona	L	75-91	14644
01-19-17	at UCLA	L	80-102	12689
01-22-17	at USC	L	79-82	2931
01-25-17	WASHINGTON	w	86-75	5129
01-29-17	WASHINGTON STATE	L	83-91	5554
02-02-17	at Oregon	L	70-71	11901
02-04-17	at Oregon State	w	81-68	4927
02-08-17	CALIFORNIA	L	43-68	5107
02-11-17	STANFORD	w	75-69	8206
02-16-17	at Washington	w	83-81	6910
02-18-17	at Washington State	L	71-86	3344
02-23-17	UCLA	L	75-87	10176
02-26-17	USC	w	83-82	8037
03-04-17	ARIZONA	L	60-73	9494

\* = Conference game  
! = Tire Pros Invitational (Orlando, Fla.)  
@ = Atlantis Showcase (Bahamas)  
# = Jimmy V Classic (Madison Square Garden)

**@SUNDEVILHOOPS 2016-17**  
**ARIZONA STATE Combined Team Statistics (as of Mar 04, 2017)**  
**Conference games**

<b>RECORD:</b>	<b>OVERALL</b>	<b>HOME</b>	<b>AWAY</b>	<b>NEUTRAL</b>
ALL GAMES	7-11	4-5	3-6	0-0
CONFERENCE	7-11	4-5	3-6	0-0
NON-CONFERENCE	0-0	0-0	0-0	0-0

#	Player	gp-gs	min	avg	Total		3-Point		F-Throw		Rebounds				pf	dq	a	to	blk	stl	pts	avg
					fg-fga	fg%	3fg-fga	3fg%	ft-fa	ft%	off	def	tot	avg								
04	Graham, Torian	18-12	658	36.6	123-288	.427	62-162	.383	26-33	.788	7	62	69	3.8	30	0	20	30	6	20	334	18.6
00	Holder, Tra	18-18	682	37.9	93-215	.433	26-65	.400	82-104	.788	18	45	63	3.5	44	1	54	32	0	16	294	16.3
11	Evans II, Shannon	18-18	661	36.7	88-219	.402	36-110	.327	52-66	.788	10	50	60	3.3	40	0	77	30	3	21	264	14.7
05	Oleka, Obinna	18-18	601	33.4	73-177	.412	13-55	.236	49-73	.671	44	118	162	9.0	46	1	21	35	16	16	208	11.6
44	Justice, Kodi	18-18	608	33.8	64-146	.438	43-94	.457	21-30	.700	5	53	58	3.2	60	5	44	31	8	27	192	10.7
33	Vila, Ramon	18-3	231	12.8	19-28	.679	0-0	.000	14-22	.636	24	17	41	2.3	46	1	0	4	4	2	52	2.9
12	Adams, Andre	4-0	32	8.0	5-8	.625	0-0	.000	1-4	.250	6	2	8	2.0	7	0	1	2	1	0	11	2.8
42	Tshisumpa, Jethro	13-3	86	6.6	4-10	.400	0-0	.000	2-4	.500	5	12	17	1.3	23	1	0	2	8	2	10	0.8
01	O'Field, Maurice	4-0	26	6.5	1-2	.500	0-0	.000	0-0	.000	2	1	3	0.8	4	0	3	1	0	0	2	0.5
25	Fogerty, Grant	1-0	1	1.0	0-0	.000	0-0	.000	0-0	.000	0	0	0	0.0	0	0	0	0	0	0	0	0.0
34	Odionu, Chris	1-0	1	1.0	0-0	.000	0-0	.000	0-0	.000	0	0	0	0.0	1	0	0	0	0	0	0	0.0
24	Jackson, Romaine	3-0	3	1.0	0-0	.000	0-0	.000	0-0	.000	1	0	1	0.3	0	0	0	1	0	0	0	0.0
22	Witherill, Austin	8-0	10	1.3	0-0	.000	0-0	.000	0-0	.000	0	0	0	0.0	0	0	0	0	0	0	0	0.0
Team											28	33	61				7					
Total.....		18	3600		470-1093	.430	180-486	.370	247-336	.735	150	393	543	30.2	301	9	220	175	46	104	1367	75.9
Opponents.....		18	3600		537-1091	.492	159-424	.375	232-332	.699	205	521	726	40.3	321	9	349	234	82	85	1465	81.4

<b>TEAM STATISTICS</b>	<b>ASU</b>	<b>OPP</b>	<b>Date</b>	<b>Opponent</b>	<b>Score</b>	<b>Att.</b>
SCORING	1367	1465	* 12-30-16	at STANFORD	w 98-93	3595
Points per game	75.9	81.4	* 01-01-17	at California	L 65-81	8776
Scoring margin	-5.4	-	* 01-05-17	COLORADO	w 78-77	5147
FIELD GOALS-ATT	470-1093	537-1091	* 01-07-17	UTAH	L 82-88	6501
Field goal pct	.430	.492	* 01-12-17	at Arizona	L 75-91	14644
3 POINT FG-ATT	180-486	159-424	* 01-19-17	at UCLA	L 80-102	12689
3-point FG pct	.370	.375	* 01-22-17	at USC	L 79-82	2931
3-pt FG made per game	10.0	8.8	* 01-25-17	WASHINGTON	w 86-75	5129
FREE THROWS-ATT	247-336	232-332	* 01-29-17	WASHINGTON STATE	L 83-91	5554
Free throw pct	.735	.699	* 02-02-17	at Oregon	L 70-71	11901
F-Throws made per game	13.7	12.9	* 02-04-17	at Oregon State	w 81-68	4927
REBOUNDS	543	726	* 02-08-17	CALIFORNIA	L 43-68	5107
Rebounds per game	30.2	40.3	* 02-11-17	STANFORD	w 75-69	8206
Rebounding margin	-10.2	-	* 02-16-17	at Washington	w 83-81	6910
ASSISTS	220	349	* 02-18-17	at Washington State	L 71-86	3344
Assists per game	12.2	19.4	* 02-23-17	UCLA	L 75-87	10176
TURNOVERS	175	234	* 02-26-17	USC	w 83-82	8037
Turnovers per game	9.7	13.0	* 03-04-17	ARIZONA	L 60-73	9494
Turnover margin	+3.3	-				
Assist/turnover ratio	1.3	1.5				
STEALS	104	85				
Steals per game	5.8	4.7				
BLOCKS	46	82				
Blocks per game	2.6	4.6				
ATTENDANCE	63351	69717				
Home games-Avg/Game	9-7039	9-7746				
Neutral site-Avg/Game	-	0-0				

\* = Conference game  
! = Tire Pros Invitational (Orlando, Fla.)  
@ = Atlantis Showcase (Bahamas)  
# = Jimmy V Classic (Madison Square Garden)

<b>Score by Periods</b>	<b>1st</b>	<b>2nd</b>	<b>Totals</b>
ARIZONA STATE	664	703	1367
Opponents	676	789	1465

**@SUNDEVILHOOPS 2016-17**  
**ARIZONA STATE Game-by-Game Highs (as of Mar 04, 2017)**  
**All games**

Opponent	Date	Score	Points	Rebounds	Assists	Steals	Blocked shots
PORTLAND STATE	11-11-16	88-70	23-Holder, Tra Graham, Torian	13-Oleka, Obinna	4-Holder, Tra	2-Holder, Tra	1-Oleka, Obinna Tshisumpa, Jethro Vila, Ramon
CAL POLY	11-13-16	96-74	24-Holder, Tra	13-Oleka, Obinna	3-Evans II, Shannon Holder, Tra	1-Oleka, Obinna Graham, Torian	2-Cunliffe, Sam
vs Northern Iowa	11-17-16	63-82	19-Graham, Torian	11-Oleka, Obinna	3-Oleka, Obinna Evans II, Shannon	2-Evans II, Shannon	2-Oleka, Obinna
vs Tulane	11-18-16	80-71	22-Graham, Torian	8-Graham, Torian	6-Evans II, Shannon	3-Oleka, Obinna	1-Evans II, Shannon Graham, Torian
vs Davidson	11-20-16	60-68	18-Holder, Tra	8-Holder, Tra Oleka, Obinna	7-Evans II, Shannon	3-Evans II, Shannon	2-Justice, Kodi
CITADEL	11-23-16	127-110	23-Cunliffe, Sam	15-Oleka, Obinna	6-Evans II, Shannon Holder, Tra	2-Justice, Kodi Oleka, Obinna	3-Tshisumpa, Jethro
vs Kentucky	11-28-16	69-115	14-Oleka, Obinna Cunliffe, Sam	11-Oleka, Obinna	6-Evans II, Shannon	2-Holder, Tra	2-Oleka, Obinna
UNLV	12-03-16	97-73	28-Evans II, Shannon	7-Cunliffe, Sam Oleka, Obinna	4-Evans II, Shannon	1-Justice, Kodi Evans II, Shannon Graham, Torian O'Field, Maurice	2-Tshisumpa, Jethro
vs PURDUE	12-06-16	64-97	16-Evans II, Shannon	5-Justice, Kodi Oleka, Obinna	4-Justice, Kodi	2-Evans II, Shannon Tshisumpa, Jethro	2-Tshisumpa, Jethro
at SAN DIEGO STATE	12-10-16	74-63	17-Holder, Tra	12-Oleka, Obinna	4-Holder, Tra	2-Oleka, Obinna	5-Tshisumpa, Jethro
NEW MEXICO STATE	12-17-16	70-81	15-Oleka, Obinna	11-Oleka, Obinna	7-Evans II, Shannon	3-Oleka, Obinna	1-Justice, Kodi Oleka, Obinna
CREIGHTON	12-20-16	85-96	24-Graham, Torian Holder, Tra	16-Oleka, Obinna	5-Holder, Tra	3-Evans II, Shannon	2-Justice, Kodi Evans II, Shannon
CENTRAL ARKANSAS	12-22-16	98-62	26-Graham, Torian	17-Oleka, Obinna	9-Holder, Tra	4-Justice, Kodi Holder, Tra	2-Tshisumpa, Jethro
at STANFORD	12-30-16	98-93	30-Graham, Torian	8-Graham, Torian	4-Evans II, Shannon Holder, Tra	1-Vila, Ramon Evans II, Shannon Oleka, Obinna	1-Tshisumpa, Jethro
at California	01-01-17	65-81	18-Oleka, Obinna	6-Oleka, Obinna Evans II, Shannon	6-Evans II, Shannon	3-Justice, Kodi	1-Evans II, Shannon Tshisumpa, Jethro
COLORADO	01-05-17	78-77	18-Graham, Torian Evans II, Shannon	10-Oleka, Obinna	3-Holder, Tra Evans II, Shannon	2-Justice, Kodi	3-Tshisumpa, Jethro
UTAH	01-07-17	82-88	21-Evans II, Shannon	13-Oleka, Obinna	5-Justice, Kodi	3-Justice, Kodi	2-Vila, Ramon
at Arizona	01-12-17	75-91	22-Oleka, Obinna	9-Oleka, Obinna	8-Evans II, Shannon	2-Oleka, Obinna	1-Graham, Torian Oleka, Obinna
at UCLA	01-19-17	80-102	26-Graham, Torian	12-Oleka, Obinna	5-Holder, Tra	2-Holder, Tra Oleka, Obinna Evans II, Shannon	1-Oleka, Obinna
at USC	01-22-17	79-82	24-Graham, Torian	14-Oleka, Obinna	4-Evans II, Shannon Holder, Tra	1-Evans II, Shannon Justice, Kodi Holder, Tra Graham, Torian Oleka, Obinna	2-Graham, Torian
WASHINGTON	01-25-17	86-75	25-Evans II, Shannon	12-Oleka, Obinna	4-Justice, Kodi	2-Holder, Tra	1-Vila, Ramon Tshisumpa, Jethro
WASHINGTON STATE	01-29-17	83-91	27-Holder, Tra	11-Oleka, Obinna	3-Justice, Kodi Evans II, Shannon	2-Evans II, Shannon Holder, Tra	2-Oleka, Obinna
at Oregon	02-02-17	70-71	28-Evans II, Shannon	9-Oleka, Obinna	3-Holder, Tra	1-Evans II, Shannon	1-Graham, Torian Justice, Kodi
at Oregon State	02-04-17	81-68	21-Evans II, Shannon	6-Holder, Tra	5-Holder, Tra	3-Evans II, Shannon	1-Oleka, Obinna



@SUNDEVILHOOPS 2016-17  
ARIZONA STATE Game-by-Game Highs (as of Mar 04, 2017)  
All games

Opponent	Date	Score	Points	Rebounds	Assists	Steals	Blocked shots
CALIFORNIA	02-08-17	43-68	Graham, Torian 12-Oleka, Obinna	14-Oleka, Obinna	3-Evans II, Shannon	Graham, Torian 3-Evans II, Shannon	2-Oleka, Obinna
STANFORD	02-11-17	75-69	24-Graham, Torian	6-Graham, Torian	6-Evans II, Shannon	Justice, Kodi 3-Graham, Torian	1-Tshisumpa, Jethro Evans II, Shannon Oleka, Obinna Justice, Kodi
at Washington	02-16-17	83-81	29-Graham, Torian	7-Holder, Tra	5-Evans II, Shannon	3-Graham, Torian	2-Justice, Kodi
at Washington State	02-18-17	71-86	21-Evans II, Shannon	5-Graham, Torian Oleka, Obinna	3-Evans II, Shannon	3-Justice, Kodi	1-Adams, Andre
UCLA	02-23-17	75-87	28-Graham, Torian	11-Oleka, Obinna	8-Evans II, Shannon	3-Justice, Kodi	2-Oleka, Obinna
USC	02-26-17	83-82	22-Justice, Kodi	10-Oleka, Obinna	6-Holder, Tra Evans II, Shannon	2-Evans II, Shannon Justice, Kodi	None
ARIZONA	03-04-17	60-73	17-Justice, Kodi	11-Oleka, Obinna	6-Evans II, Shannon	1-Oleka, Obinna	2-Oleka, Obinna

**@SUNDEVILHOOPS 2016-17**  
**ARIZONA STATE Team Game-by-Game Comparison (as of Mar 04, 2017)**  
**All games**

Opponent	1st	2nd	Score	Mar	Total FG	FG Pct	3-Pointers	3FG Pct	Free Throws	FT Pct	Rebounds	Assist	T/Over	Block	Steal	Fouls
PORTLAND STATE	44/30	44/40	88-70	+18	33-67/26-67	.493/.388	9-28/6-27	.321/.222	13-18/12-15	.722/.800	47/33 +14	11/14	16/14	3/1	7/5	15/20
CAL POLY	39/38	57/36	96-74	+22	28-55/25-58	.509/.431	7-19/12-32	.368/.375	33-42/12-22	.786/.545	41/30 +11	12/16	8/11	4/2	2/4	20/29
Northern Iowa	29/37	34/45	63-82	(19)	22-53/29-57	.415/.509	8-22/13-30	.364/.433	11-15/11-13	.733/.846	29/32 (3)	9/12	14/10	4/1	4/8	14/16
Tulane	40/29	40/42	80-71	+9	24-55/24-57	.436/.421	12-29/10-28	.414/.357	20-27/13-18	.741/.722	31/40 (9)	11/16	10/18	2/2	8/4	15/23
Davidson	22/31	38/37	60-68	(8)	22-68/19-46	.324/.413	9-30/7-28	.300/.250	7-13/23-30	.538/.767	35/44 (9)	12/15	9/18	2/5	8/6	24/16
CITADEL	55/45	72/65	127-110	+17	42-78/42-84	.538/.500	15-31/13-37	.484/.351	28-37/13-16	.757/.813	45/41 +4	22/22	12/15	6/3	7/5	17/24
Kentucky	30/58	39/57	69-115	(46)	25-73/44-84	.342/.524	8-26/11-28	.308/.393	11-15/16-22	.733/.727	33/59 (26)	15/33	13/9	4/9	4/7	21/16
UNLV	51/32	46/41	97-73	+24	32-65/21-54	.492/.389	18-36/6-22	.500/.273	15-20/25-36	.750/.694	38/37 +1	18/11	8/12	5/1	4/5	27/15
PURDUE	21/47	43/50	64-97	(33)	24-67/38-64	.358/.594	4-26/15-27	.154/.556	12-16/6-8	.750/.750	28/44 (16)	11/26	10/15	4/4	8/3	12/19
SAN DIEGO STATE	25/32	49/31	74-63	+11	24-54/21-57	.444/.368	10-23/6-24	.435/.250	16-18/15-18	.889/.833	34/30 +4	12/9	18/17	6/3	7/12	16/17
NEW MEXICO STATE	38/40	32/41	70-81	(11)	26-63/28-56	.413/.500	4-19/11-26	.211/.423	14-17/14-18	.824/.778	36/35 +1	14/22	11/16	2/5	6/6	18/16
CREIGHTON	40/45	45/51	85-96	(11)	32-70/33-62	.457/.532	7-25/14-25	.280/.560	14-20/16-21	.700/.762	37/36 +1	13/22	10/15	6/5	7/5	20/19
CENTRAL ARKANSAS	51/28	47/34	98-62	+36	32-66/27-70	.485/.386	18-45/3-24	.400/.125	16-22/5-9	.727/.556	36/46 (10)	27/15	10/20	4/2	11/4	9/19
STANFORD	52/39	46/54	98-93	+5	26-51/32-60	.510/.533	13-24/8-24	.542/.333	33-43/21-32	.767/.656	35/25 +10	15/20	11/7	1/5	3/1	26/26
California	37/38	28/43	65-81	(16)	24-60/30-57	.400/.526	7-24/11-25	.292/.440	10-14/10-13	.714/.769	25/39 (14)	11/20	7/12	2/5	7/3	13/16
COLORADO	41/37	37/40	78-77	+1	29-62/27-59	.468/.458	10-26/5-22	.385/.227	10-11/18-20	.909/.900	32/36 (4)	11/16	10/12	6/4	6/2	21/16
UTAH	37/34	45/54	82-88	(6)	32-67/34-62	.478/.548	8-27/8-16	.296/.500	10-14/12-20	.714/.600	30/40 (10)	13/20	10/15	4/6	5/6	20/15
Arizona	25/45	50/46	75-91	(16)	27-57/34-60	.474/.567	10-27/9-21	.370/.429	11-15/14-22	.733/.636	22/38 (16)	15/25	11/12	2/2	4/9	18/15
UCLA	39/54	41/48	80-102	(22)	32-78/35-58	.410/.603	11-34/16-27	.324/.593	5-11/16-24	.455/.667	34/43 (9)	11/30	7/14	1/1	8/4	16/17
USC	38/45	41/37	79-82	(3)	29-57/33-64	.509/.516	9-20/14-27	.450/.519	12-14/2-3	.857/.667	30/29 +1	11/22	15/13	3/7	5/8	10/12
WASHINGTON	34/29	52/46	86-75	+11	26-61/29-72	.426/.403	11-25/11-31	.440/.355	23-34/6-13	.676/.462	45/43 +2	11/20	11/13	2/6	5/7	15/26
WASHINGTON STATE	40/37	43/54	83-91	(8)	26-63/30-57	.413/.526	10-29/10-19	.345/.526	21-25/21-29	.840/.724	34/35 (1)	10/20	10/10	4/2	5/4	19/20
Oregon	28/25	42/46	70-71	(1)	26-62/25-57	.419/.439	9-27/8-23	.333/.348	9-11/13-19	.818/.684	30/40 (10)	7/17	6/8	2/7	1/2	18/17
Oregon State	44/25	37/43	81-68	+13	24-53/23-58	.453/.397	13-27/7-28	.481/.250	20-30/15-18	.667/.833	27/43 (16)	12/16	8/18	1/3	11/3	20/24
CALIFORNIA	17/28	26/40	43-68	(25)	15-59/26-55	.254/.473	3-25/8-23	.120/.348	10-15/8-12	.667/.667	29/48 (19)	8/14	9/17	4/5	7/5	10/18
STANFORD	32/33	43/36	75-69	+6	23-52/29-68	.442/.426	12-32/3-19	.375/.158	17-22/8-16	.773/.500	27/49 (22)	16/16	17/21	4/4	6/8	18/22
Washington	39/41	44/40	83-81	+2	30-67/28-63	.448/.444	10-25/7-26	.400/.269	13-17/18-23	.765/.783	31/45 (14)	12/12	8/15	3/5	8/6	17/17
Washington State	49/43	22/43	71-86	(15)	27-60/35-59	.450/.593	8-29/11-25	.276/.440	9-14/5-9	.643/.556	22/42 (20)	7/28	8/15	1/4	8/4	13/16
UCLA	36/45	39/42	75-87	(12)	26-67/33-68	.388/.485	14-34/7-23	.412/.304	9-12/14-16	.750/.875	30/49 (19)	19/26	10/13	3/7	8/4	14/11
USC	47/48	36/34	83-82	+1	30-65/31-55	.462/.564	13-28/12-28	.464/.429	10-14/8-11	.714/.727	33/32 +1	19/20	7/12	0/4	6/5	10/12
ARIZONA	29/30	31/43	60-73	(13)	18-52/23-59	.346/.390	9-23/4-17	.391/.235	15-20/23-32	.750/.719	27/50 (23)	12/7	10/7	3/5	1/4	23/21

Note: Game totals are displayed in the format TEAM/OPPONENT for each category

**@SUNDEVILHOOPS 2016-17**  
**ARIZONA STATE Points-Rebounds-Assists (as of Mar 04, 2017)**  
**All games**

Opponent	Date	Score		00	04	05	11	12	22	24
				HOLDER,TRA	GRAHAM,TOR	OLEKA,OBIN	EVANS II,S	ADAMS,ANDR	WITHERILL,	JACKSON,RO
PORTLAND STATE	11-11-16	88-70	w	23-3-4	23-6-0	8-13-1	19-4-2	0-0-0	0-0-0	DNP
CAL POLY	11-13-16	96-74	w	24-6-3	18-7-1	17-13-2	20-3-3	0-0-0	0-1-1	DNP
vs Northern Iowa	11-17-16	63-82	L	13-4-2	19-0-0	10-11-3	7-7-3	DNP	DNP	DNP
vs Tulane	11-18-16	80-71	w	8-3-2	22-8-1	7-2-1	21-4-6	DNP	DNP	DNP
vs Davidson	11-20-16	60-68	L	18-8-2	3-1-0	11-8-1	13-1-7	DNP	DNP	DNP
CITADEL	11-23-16	127-110	w	22-2-6	19-3-2	20-15-0	17-4-6	0-0-0	0-0-0	DNP
vs Kentucky	11-28-16	69-115	L	12-2-2	12-3-2	14-11-3	11-3-6	DNP	0-0-0	DNP
UNLV	12-03-16	97-73	w	20-1-3	22-5-3	8-7-2	28-5-4	0-0-0	0-0-0	DNP
vs PURDUE	12-06-16	64-97	L	2-2-0	14-2-1	8-5-0	16-3-3	0-0-0	0-0-0	DNP
at SAN DIEGO STATE	12-10-16	74-63	w	17-5-4	15-5-0	15-12-1	16-1-3	DNP	DNP	DNP
NEW MEXICO STATE	12-17-16	70-81	L	13-4-2	14-4-1	15-11-0	9-2-7	6-3-0	DNP	DNP
CREIGHTON	12-20-16	85-96	L	24-7-5	24-6-4	19-16-0	7-2-2	0-0-0	0-0-0	DNP
CENTRAL ARKANSAS	12-22-16	98-62	w	22-2-9	26-7-3	18-17-2	23-3-8	2-2-0	2-1-0	0-0-0
at STANFORD	12-30-16	98-93	w	25-5-4	30-8-2	11-6-0	15-5-4	DNP	0-0-0	DNP
at California	01-01-17	65-81	L	14-5-1	13-0-0	18-6-2	9-6-6	DNP	DNP	DNP
COLORADO	01-05-17	78-77	w	11-3-3	18-2-2	15-10-0	18-1-3	DNP	DNP	DNP
UTAH	01-07-17	82-88	L	16-2-4	15-6-1	8-13-2	21-3-1	DNP	DNP	DNP
at Arizona	01-12-17	75-91	L	20-3-2	18-1-2	22-9-1	5-3-8	DNP	DNP	DNP
at UCLA	01-19-17	80-102	L	22-4-5	26-1-0	10-12-2	10-2-4	DNP	0-0-0	0-1-0
at USC	01-22-17	79-82	L	14-1-4	24-4-0	17-14-1	14-3-4	DNP	0-0-0	DNP
WASHINGTON	01-25-17	86-75	w	23-3-2	17-7-2	2-12-0	25-5-3	DNP	0-0-0	DNP
WASHINGTON STATE	01-29-17	83-91	L	27-7-2	19-7-0	15-11-2	15-0-3	DNP	0-0-0	DNP
at Oregon	02-02-17	70-71	L	17-2-3	13-4-1	5-9-0	28-3-1	DNP	DNP	DNP
at Oregon State	02-04-17	81-68	w	19-6-5	21-1-1	3-3-3	21-5-3	DNP	0-0-0	0-0-0
CALIFORNIA	02-08-17	43-68	L	8-4-1	2-2-1	12-14-2	10-3-3	DNP	0-0-0	DNP
STANFORD	02-11-17	75-69	w	16-2-2	24-6-2	11-2-3	9-4-6	DNP	DNP	DNP
at Washington	02-16-17	83-81	w	21-7-2	29-4-0	8-4-1	13-4-5	2-2-0	DNP	DNP
at Washington State	02-18-17	71-86	L	10-2-1	18-5-1	12-5-0	21-2-3	4-1-0	0-0-0	0-0-0
UCLA	02-23-17	75-87	L	5-2-5	28-6-3	12-11-0	11-3-8	DNP	DNP	DNP
USC	02-26-17	83-82	w	18-2-6	4-4-2	18-10-1	10-3-6	5-5-1	DNP	DNP
ARIZONA	03-04-17	60-73	L	8-3-2	15-1-0	9-11-1	9-5-6	0-0-0	DNP	DNP

Opponent	Date	Score		25	33	34	42	44
				FOGERTY,GR	VILA,RAMON	ODIONU,CHR	TSHISUMPA,	JUSTICE,KO
PORTLAND STATE	11-11-16	88-70	w	DNP	7-4-0	DNP	0-1-0	5-4-3
CAL POLY	11-13-16	96-74	w	DNP	4-1-0	DNP	3-1-0	5-1-2
vs Northern Iowa	11-17-16	63-82	L	DNP	0-0-0	DNP	0-1-0	5-3-1
vs Tulane	11-18-16	80-71	w	DNP	4-6-0	DNP	0-0-0	8-2-1
vs Davidson	11-20-16	60-68	L	DNP	2-2-0	DNP	0-0-0	2-6-1
CITADEL	11-23-16	127-110	w	DNP	4-1-0	DNP	2-2-0	20-2-3
vs Kentucky	11-28-16	69-115	L	DNP	0-1-0	DNP	0-4-0	6-2-1
UNLV	12-03-16	97-73	w	DNP	0-3-1	DNP	2-1-0	3-5-3
vs PURDUE	12-06-16	64-97	L	DNP	4-1-0	DNP	0-2-0	11-5-4
at SAN DIEGO STATE	12-10-16	74-63	w	DNP	0-0-0	DNP	2-3-0	6-2-2
NEW MEXICO STATE	12-17-16	70-81	L	DNP	4-5-1	DNP	0-1-0	9-3-3
CREIGHTON	12-20-16	85-96	L	DNP	0-0-0	DNP	4-4-0	7-0-2
CENTRAL ARKANSAS	12-22-16	98-62	w	0-0-0	0-0-0	0-0-0	2-2-0	3-1-5
at STANFORD	12-30-16	98-93	w	DNP	6-1-0	DNP	0-0-0	9-4-3
at California	01-01-17	65-81	L	DNP	2-0-0	DNP	0-3-0	9-4-2
COLORADO	01-05-17	78-77	w	DNP	4-4-0	DNP	2-1-0	10-5-2
UTAH	01-07-17	82-88	L	DNP	5-0-0	DNP	0-0-0	17-3-5
at Arizona	01-12-17	75-91	L	DNP	2-1-0	DNP	0-0-0	8-4-2
at UCLA	01-19-17	80-102	L	DNP	4-3-0	DNP	3-5-0	5-5-0
at USC	01-22-17	79-82	L	DNP	0-2-0	DNP	0-0-0	10-1-2
WASHINGTON	01-25-17	86-75	w	DNP	5-5-0	DNP	5-3-0	9-3-4
WASHINGTON STATE	01-29-17	83-91	L	DNP	4-3-0	DNP	0-1-0	3-1-3
at Oregon	02-02-17	70-71	L	DNP	2-5-0	DNP	0-0-0	5-3-2
at Oregon State	02-04-17	81-68	w	0-0-0	4-4-0	0-0-0	0-0-0	13-4-0
CALIFORNIA	02-08-17	43-68	L	DNP	2-2-0	DNP	DNP	9-1-1
STANFORD	02-11-17	75-69	w	DNP	2-4-0	DNP	0-2-0	13-4-3
at Washington	02-16-17	83-81	w	DNP	2-1-0	DNP	0-2-0	8-4-4
at Washington State	02-18-17	71-86	L	DNP	0-1-0	DNP	DNP	6-2-2
UCLA	02-23-17	75-87	L	DNP	0-0-0	DNP	DNP	19-4-3
USC	02-26-17	83-82	w	DNP	6-1-0	DNP	DNP	22-5-3
ARIZONA	03-04-17	60-73	L	DNP	2-4-0	DNP	DNP	17-1-3

## Individual Career History

### Evans II, Shannon

			Total		3-Point		F-Throws		Rebounds										Scoring	
Season	gp-gs	min/avg	fg-fga	pct	fg-fga	pct	ft-fta	pct	off	def	tot	avg	pf	fo	ast	to	blk	stl	pts	avg
2013-14*	29-0	766/26.4	73-209	.349	32-108	.296	69-87	.793	11	61	72	2.5	56	2	95	60	11	40	247	8.5
2014-15*	33-33	1139/34.5	163-395	.413	66-173	.382	115-144	.799	15	89	104	3.2	69	0	153	84	10	56	507	15.4
2016-17	31-31	1100/35.5	153-370	.414	69-192	.359	96-116	.828	17	85	102	3.3	59	0	137	57	7	39	471	15.2
TOTAL	31-31	1100/35.5	153-370	.414	69-192	.359	96-116	.828	17	85	102	3.3	59	0	137	57	7	39	471	15.2
All*	93-64	3005/32.3	389-974	.399	167-473	.353	280-347	.807	43	235	278	3.0	184	2	385	201	28	135	1225	13.2

\* Statistics from prior team/school

### Holder, Tra

			Total		3-Point		F-Throws		Rebounds											Scoring	
Season	gp-gs	min/avg	fg-fga	pct	fg-fga	pct	ft-fta	pct	off	def	tot	avg	pf	fo	ast	to	blk	stl	pts	avg	
2014-15	32-23	865/27.0	58-183	.317	12-50	.240	97-137	.708	9	60	69	2.2	57	0	115	80	0	16	225	7.0	
2015-16	32-32	1017/31.8	140-362	.387	49-134	.366	125-172	.727	22	90	112	3.5	66	1	117	84	2	33	454	14.2	
2016-17	31-31	1096/35.4	161-371	.434	44-118	.373	146-188	.777	37	75	112	3.6	63	2	98	61	1	29	512	16.5	
TOTAL	95-86	2978/31.3	359-916	.392	105-302	.348	368-497	.740	68	225	293	3.1	186	3	330	225	3	78	1191	12.5	

### Justice, Kodi

			Total		3-Point		F-Throws		Rebounds											Scoring	
Season	gp-gs	min/avg	fg-fga	pct	fg-fga	pct	ft-fta	pct	off	def	tot	avg	pf	fo	ast	to	blk	stl	pts	avg	
2014-15	18-7	229/12.7	28-66	.424	17-37	.459	10-12	.833	6	16	22	1.2	22	0	28	19	2	5	83	4.6	
2015-16	32-3	792/24.8	84-213	.394	60-150	.400	25-33	.758	12	57	69	2.2	78	1	76	53	5	30	253	7.9	
2016-17	31-24	946/30.5	93-216	.431	61-140	.436	35-49	.714	13	81	94	3.0	101	8	75	51	17	42	282	9.1	
TOTAL	81-34	1967/24.3	205-495	.414	138-327	.422	70-94	.745	31	154	185	2.3	201	9	179	123	24	77	618	7.6	

### Oleka, Obinna

			Total		3-Point		F-Throws		Rebounds											Scoring	
Season	gp-gs	min/avg	fg-fga	pct	fg-fga	pct	ft-fta	pct	off	def	tot	avg	pf	fo	ast	to	blk	stl	pts	avg	
2015-16	32-18	792/24.8	104-263	.395	27-86	.314	73-94	.777	63	132	195	6.1	67	0	22	43	18	22	308	9.6	
2016-17	31-30	1013/32.7	132-308	.429	22-91	.242	92-133	.692	89	214	303	9.8	75	1	37	59	25	32	378	12.2	
TOTAL	63-48	1805/28.7	236-571	.413	49-177	.277	165-227	.727	152	346	498	7.9	142	1	59	102	43	54	686	10.9	

### Witherill, Austin

			Total		3-Point		F-Throws		Rebounds											Scoring	
Season	gp-gs	min/avg	fg-fga	pct	fg-fga	pct	ft-fta	pct	off	def	tot	avg	pf	fo	ast	to	blk	stl	pts	avg	
2014-15	3-0	5/1.7	1-3	.333	1-2	.500	0-0	.000	1	2	3	1.0	1	0	0	0	0	0	3	1.0	
2015-16	13-0	18/1.4	1-6	.167	1-5	.200	2-2	1.000	0	0	0	0.0	0	0	0	1	0	0	5	0.4	
2016-17	16-0	26/1.6	0-4	.000	0-4	.000	2-2	1.000	0	2	2	0.1	0	0	1	0	0	0	2	0.1	
TOTAL	32-0	49/1.5	2-13	.154	2-11	.182	4-4	1.000	1	4	5	0.2	1	0	1	1	0	0	10	0.3	

# Official Basketball Box Score -- Game Totals -- Final Statistics

## Arizona vs ARIZONA STATE

03-04-17 2 p.m. MT at TEMPE-WELLS FARGO ARENA/NED WULK COURT

**Arizona 73 • 27-4; 16-2**

##	Player		Total	3-Ptr	Rebounds			PF	TP	A	TO	Blk	Stl	Min	
			FG-FGA	FG-FGA	FT-FTA	Off	Def								Tot
10	Markkanen, Lauri	f	3-10	0-5	4-6	1	8	9	2	10	1	0	3	0	23
14	Ristic, Dusan	c	1-7	0-0	2-2	2	2	4	2	4	0	0	1	0	15
01	Alkins, Rawle	g	4-9	0-2	3-6	4	11	15	1	11	0	2	0	0	26
05	Allen, Kadeem	g	4-8	1-2	3-4	1	5	6	1	12	3	0	1	2	35
35	Trier, Allonzo	g	5-14	1-6	8-9	0	5	5	2	19	2	2	0	0	35
00	Jackson-Cartwright		2-3	2-2	0-0	0	1	1	5	6	0	0	0	0	22
02	Simmons, Kobi		0-0	0-0	0-0	0	0	0	3	0	1	0	0	0	5
21	Comanche, Chance		3-5	0-0	2-2	1	1	2	2	8	0	1	0	1	14
25	Pinder, Keanu		1-3	0-0	1-3	2	2	4	3	3	0	0	0	1	25
Team						4	0	4			2				
Totals			23-59	4-17	23-32	15	35	50	21	73	7	7	5	4	200

FG % 1st Half: 11-32 34.4% 2nd half: 12-27 44.4% Game: 23-59 39.0%  
 3FG % 1st Half: 2-10 20.0% 2nd half: 2-7 28.6% Game: 4-17 23.5%  
 FT % 1st Half: 6-9 66.7% 2nd half: 17-23 73.9% Game: 23-32 71.9%

Deadball  
Rebounds  
6

**ARIZONA STATE 60 • 14-17; 7-11**

##	Player		Total	3-Ptr	Rebounds			PF	TP	A	TO	Blk	Stl	Min	
			FG-FGA	FG-FGA	FT-FTA	Off	Def								Tot
05	Oleka, Obinna	f	3-9	0-3	3-4	1	10	11	1	9	1	1	2	1	37
00	Holder, Tra	g	1-9	1-2	5-8	0	3	3	4	8	2	2	0	0	40
04	Graham, Torian	g	4-14	3-9	4-4	0	1	1	4	15	0	1	0	0	38
11	Evans II, Shannon	g	3-9	1-3	2-3	0	5	5	4	9	6	1	0	0	38
44	Justice, Kodi	g	6-10	4-6	1-1	0	1	1	5	17	3	4	1	0	30
12	Adams, Andre		0-0	0-0	0-0	0	0	0	2	0	0	1	0	0	1
33	Vila, Ramon		1-1	0-0	0-0	2	2	4	3	2	0	0	0	0	16
	Team					0	2	2							
Totals			18-52	9-23	15-20	3	24	27	23	60	12	10	3	1	200

FG % 1st Half: 10-24 41.7% 2nd half: 8-28 28.6% Game: 18-52 34.6%  
 3FG % 1st Half: 4-11 36.4% 2nd half: 5-12 41.7% Game: 9-23 39.1%  
 FT % 1st Half: 5-10 50.0% 2nd half: 10-10 100.0% Game: 15-20 75.0%

Deadball  
Rebounds  
1

Officials: Tony Padilla, Mike Reed, Bill Vinovich

Technical fouls: Arizona-None. ARIZONA STATE-Evans II, Shannon.

Attendance: 9494

ASU opens Pac-12 Tournament Wednesday, March 8.

Arizona enters game ranked No. 7 by Associated Press.

Score by periods	1st	2nd	Total
Arizona	30	43	73
ARIZONA STATE	29	31	60

	In	Off	2nd	Fast	
Points	Paint	T/O	Chance	Break	Bench
ARIZ	34	9	14	2	17
ASU	18	5	3	3	2

Last FG - ARIZ 2nd-05:13, ASU 2nd-01:17.

Largest lead - ARIZ by 16 2nd-04:33, ASU by 2 1st-02:32.

Score tied - 1 time.

Lead changed - 4 times.

**@SUNDEVILHOOPS 2016-17**  
**ARIZONA STATE Combined Team Statistics (as of Mar 04, 2017)**  
**VS. STANFORD**

<b>RECORD:</b>	<b>OVERALL</b>	<b>HOME</b>	<b>AWAY</b>	<b>NEUTRAL</b>
ALL GAMES	2-0	1-0	1-0	0-0
CONFERENCE	2-0	1-0	1-0	0-0
NON-CONFERENCE	0-0	0-0	0-0	0-0

##	Player	gp-gs	min	avg	Total		3-Point		F-Throw		Rebounds				pf	dq	a	to	blk	stl	pts	avg
					fg-fga	fg%	3fg-fga	3fg%	ft-fa	ft%	off	def	tot	avg								
04	Graham, Torian	2-1	74	37.0	20-32	.625	11-19	.579	3-4	.750	2	12	14	7.0	1	0	4	3	0	3	54	27.0
00	Holder, Tra	2-2	73	36.5	11-20	.550	5-8	.625	14-16	.875	2	5	7	3.5	8	1	6	5	0	1	41	20.5
11	Evans II, Shannon	2-2	69	34.5	3-16	.188	2-11	.182	16-18	.889	0	9	9	4.5	5	0	10	5	1	2	24	12.0
05	Oleka, Obinna	2-2	58	29.0	5-15	.333	2-6	.333	10-16	.625	2	6	8	4.0	6	0	3	9	1	1	22	11.0
44	Justice, Kodi	2-2	72	36.0	6-14	.429	5-12	.417	5-7	.714	1	7	8	4.0	8	1	6	3	1	1	22	11.0
33	Vila, Ramon	2-0	27	13.5	3-4	.750	0-0	.000	2-4	.500	3	2	5	2.5	6	0	0	0	0	1	8	4.0
01	O'Field, Maurice	1-0	11	11.0	1-2	.500	0-0	.000	0-0	.000	1	0	1	1.0	2	0	2	1	0	0	2	2.0
42	Tshisumpa, Jethro	2-1	16	8.0	0-0	.000	0-0	.000	0-0	.000	0	2	2	1.0	8	0	0	1	2	0	0	0.0
22	Witherill, Austin	1-0	0	0.0	0-0	.000	0-0	.000	0-0	.000	0	0	0	0.0	0	0	0	0	0	0	0	0.0
Team											3	5	8					1				
Total.....		2	400		49-103	.476	25-56	.446	50-65	.769	14	48	62	31.0	44	2	31	28	5	9	173	86.5
Opponents.....		2	400		61-128	.477	11-43	.256	29-48	.604	28	46	74	37.0	48	2	36	28	9	9	162	81.0

<b>TEAM STATISTICS</b>	<b>ASU</b>	<b>OPP</b>
SCORING	173	162
Points per game	86.5	81.0
Scoring margin	+5.5	-
FIELD GOALS-ATT	49-103	61-128
Field goal pct	.476	.477
3 POINT FG-ATT	25-56	11-43
3-point FG pct	.446	.256
3-pt FG made per game	12.5	5.5
FREE THROWS-ATT	50-65	29-48
Free throw pct	.769	.604
F-Throws made per game	25.0	14.5
REBOUNDS	62	74
Rebounds per game	31.0	37.0
Rebounding margin	-6.0	-
ASSISTS	31	36
Assists per game	15.5	18.0
TURNOVERS	28	28
Turnovers per game	14.0	14.0
Turnover margin	+0.0	-
Assist/turnover ratio	1.1	1.3
STEALS	9	9
Steals per game	4.5	4.5
BLOCKS	5	9
Blocks per game	2.5	4.5
ATTENDANCE	8206	3595
Home games-Avg/Game	1-8206	1-3595
Neutral site-Avg/Game	-	0-0

<b>Date</b>	<b>Opponent</b>		<b>Score</b>	<b>Att.</b>
* 12-30-16	at STANFORD	w	98-93	3595
* 02-11-17	STANFORD	w	75-69	8206

\* = Conference game  
 ! = Tire Pros Invitational (Orlando, Fla.)  
 @ = Atlantis Showcase (Bahamas)  
 # = Jimmy V Classic (Madison Square Garden)

<b>Score by Periods</b>	<b>1st</b>	<b>2nd</b>	<b>Totals</b>
ARIZONA STATE	84	89	173
Opponents	72	90	162

# Official Basketball Box Score -- Game Totals -- Final Statistics

## STANFORD vs ARIZONA STATE

02-11-17 6 p.m. MT at TEMPE-NED WULK COURT/WELLS FARGO ARENA

**STANFORD 69 • 12-13; 4-9**

##	Player		Total	3-Ptr	Rebounds			PF	TP	A	TO	Blk	Stl	Min	
			FG-FGA	FG-FGA	FT-FTA	Off	Def								Tot
10	Humphrey, Michael	f	8-18	0-2	0-0	8	5	13	5	16	0	3	1	2	32
22	Travis, Reid	f	8-14	0-0	1-5	7	4	11	1	17	2	3	0	0	35
02	Cartwright, Robert	g	1-8	0-5	0-0	0	1	1	2	2	5	2	0	1	28
11	Pickens, Dorian	g	2-6	2-6	1-2	1	1	2	4	7	2	1	0	1	21
15	Allen, Marcus	g	8-12	1-2	3-5	2	5	7	2	20	3	4	0	1	35
01	Sanders, Christian		0-2	0-0	0-0	0	2	2	1	0	4	1	0	0	17
14	Sheffield, Marcus		1-5	0-4	2-2	0	3	3	3	4	0	3	1	3	20
20	Sharma, Josh		1-3	0-0	0-0	2	1	3	3	2	0	2	1	0	6
33	Stanback, Trevor		0-0	0-0	1-2	0	2	2	1	1	0	1	1	0	6
Team						2	3	5			1				
Totals			29-68	3-19	8-16	22	27	49	22	69	16	21	4	8	200

FG % 1st Half: 14-34 41.2% 2nd half: 15-34 44.1% Game: 29-68 42.6%  
 3FG % 1st Half: 1-10 10.0% 2nd half: 2-9 22.2% Game: 3-19 15.8%  
 FT % 1st Half: 4-5 80.0% 2nd half: 4-11 36.4% Game: 8-16 50.0%

Deadball  
Rebounds  
4

**ARIZONA STATE 75 • 12-14; 5-8**

##	Player		Total	3-Ptr	FT-FTA	Rebounds			PF	TP	A	TO	Blk	Stl	Min
			FG-FGA	FG-FGA		Off	Def	Tot							
05	Oleka, Obinna	f	4-8	1-3	2-5	1	1	2	3	11	3	6	1	0	32
00	Holder, Tra	g	5-9	2-3	4-4	1	1	2	3	16	2	2	0	1	36
04	Graham, Torian	g	8-15	6-11	2-2	2	4	6	1	24	2	2	0	3	39
11	Evans II, Shannon	g	2-11	1-8	4-4	0	4	4	1	9	6	4	1	1	35
44	Justice, Kodi	g	3-8	2-7	5-7	0	4	4	3	13	3	3	1	1	38
33	Vila, Ramon		1-1	0-0	0-0	2	2	4	3	2	0	0	0	0	11
42	Tshisumpa, Jethro		0-0	0-0	0-0	0	2	2	4	0	0	0	1	0	9
Team						0	3	3							
Totals			23-52	12-32	17-22	6	21	27	18	75	16	17	4	6	200

FG % 1st Half: 13-30 43.3% 2nd half: 10-22 45.5% Game: 23-52 44.2%  
 3FG % 1st Half: 6-18 33.3% 2nd half: 6-14 42.9% Game: 12-32 37.5%  
 FT % 1st Half: 0-1 0.0% 2nd half: 17-21 81.0% Game: 17-22 77.3%

Deadball  
Rebounds  
1

Officials: Michael Irving, Rick Randall, Nate Harris

Technical fouls: STANFORD-None. ARIZONA STATE-None.

Attendance: 8206

ASU next game: Thursday, Feb. 16 at Washington at 8 p.m.

Stanford next game: Friday, Feb. 17 at Stanford (7 p.m. PT on Fox Sports 1)

Score by periods	1st	2nd	Total
STANFORD	33	36	69
ARIZONA STATE	32	43	75

	In	Off	2nd	Fast	
Points	Paint	T/O	Chance	Break	Bench
STANFO	38	12	18	6	7
ASU	14	23	7	9	2

Last FG - STANFORD 2nd-00:51, ASU 2nd-00:21.  
 Largest lead - STANFORD by 9 2nd-09:19, ASU by 8 1st-13:14.

Score tied - 7 times.  
 Lead changed - 9 times.



**Official Basketball Box Score -- Game Totals -- Final Statistics**  
**ARIZONA STATE vs STANFORD**  
**12/30/16 6:02 p.m. at Stanford, Calif. (Maples Pavilion)**

**ARIZONA STATE 98 • 8-6 (1-0)**

##	Player		Total	3-Ptr	FT-FTA	Rebounds			PF	TP	A	TO	Blk	Stl	Min
			FG-FGA	FG-FGA		Off	Def	Tot							
05	Oleka, Obinna	f	1-7	1-3	8-11	1	5	6	3	11	0	3	0	1	26
42	Tshisumpa, Jethro	c	0-0	0-0	0-0	0	0	0	4	0	0	1	1	0	7
00	Holder, Tra	g	6-11	3-5	10-12	1	4	5	5	25	4	3	0	0	37
11	Evans II, Shannon	g	1-5	1-3	12-14	0	5	5	4	15	4	1	0	1	34
44	Justice, Kodi	g	3-6	3-5	0-0	1	3	4	5	9	3	0	0	0	34
01	O'Field, Maurice		1-2	0-0	0-0	1	0	1	2	2	2	1	0	0	11
04	Graham, Torian		12-17	5-8	1-2	0	8	8	0	30	2	1	0	0	35
22	Witherill, Austin		0-0	0-0	0-0	0	0	0	0	0	0	0	0	0	0+
33	Vila, Ramon		2-3	0-0	2-4	1	0	1	3	6	0	0	0	1	16
Team						3	2	5				1			
Totals			26-51	13-24	33-43	8	27	35	26	98	15	11	1	3	200

FG % 1st Half: 17-29 58.6% 2nd half: 9-22 40.9% Game: 26-51 51.0%  
 3FG % 1st Half: 7-12 58.3% 2nd half: 6-12 50.0% Game: 13-24 54.2%  
 FT % 1st Half: 11-14 78.6% 2nd half: 22-29 75.9% Game: 33-43 76.7%

Deadball  
Rebounds  
5,1

**STANFORD 93 • 8-5 (0-1)**

##	Player		Total	3-Ptr	Rebounds					PF	TP	A	TO	Blk	Stl	Min
			FG-FGA	FG-FGA	FT-FTA	Off	Def	Tot								
11	Pickens, Dorian	f	7-14	2-8	2-6	1	3	4	2	18	1	2	1	0	32	
22	Travis, Reid	f	8-11	0-1	5-9	3	5	8	3	21	0	1	1	0	38	
30	Verhoeven, Grant	c	0-1	0-1	0-1	0	0	0	4	0	0	0	0	0	11	
02	Cartwright, Robert	g	0-6	0-5	0-0	0	1	1	1	0	5	1	1	0	24	
14	Sheffield, Marcus	g	11-15	4-6	9-9	0	1	1	4	35	1	1	0	0	32	
01	Sanders, Christian		4-6	2-3	3-5	0	1	1	3	13	8	1	0	1	20	
15	Allen, Marcus		0-2	0-0	0-0	0	0	0	1	0	3	0	0	0	13	
20	Sharma, Josh		2-5	0-0	2-2	1	4	5	5	6	1	0	2	0	20	
21	Walker, Cameron		0-0	0-0	0-0	0	3	3	2	0	0	1	0	0	8	
33	Stanback, Trevor		0-0	0-0	0-0	0	0	0	1	0	1	0	0	0	2	
Team						1	1	2								
Totals			32-60	8-24	21-32	6	19	25	26	93	20	7	5	1	200	

FG % 1st Half: 13-28 46.4% 2nd half: 19-32 59.4% Game: 32-60 53.3%  
 3FG % 1st Half: 4-12 33.3% 2nd half: 4-12 33.3% Game: 8-24 33.3%  
 FT % 1st Half: 9-14 64.3% 2nd half: 12-18 66.7% Game: 21-32 65.6%

Deadball  
Rebounds  
5,3

Officials: Tony Padilla, Deldre Carr, Kevin Brill  
 Technical fouls: ARIZONA STATE-None. STANFORD-None.  
 Attendance: 3595

Score by periods	1st	2nd	Total
ARIZONA STATE	52	46	98
STANFORD	39	54	93

	In	Off	2nd	Fast	
Points	Paint	T/O	Chance	Break	Bench
ASU	16	10	11	5	38
STANFO	38	14	6	4	19

Last FG - ASU 2nd-01:24, STANFORD 2nd-00:07.  
 Largest lead - ASU by 13 1st-00:01, STANFORD by 2 1st-18:48.

Score tied - 1 time.  
 Lead changed - 9 times.



# 2016-17 SUN DEVIL BASKETBALL

## 2016-17 SUN DEVIL TV ROSTER



**#0 TRA HOLDER**

6-1/180/JR  
LOS ANGELES, CA



**#1 MAURICE O'FIELD**

6-5/210/JR  
CLEVELAND, OHIO



**#4 TORIAN GRAHAM**

6-5/195/SR  
DURHAM, NC



**#5 OBINNA OLEKA**

6-8/225/SR  
WASHINGTON, D.C



**#11 SHANNON EVANS II**

6-1/160/JR  
SUFFOLK, VA.




**#12 ANDRE ADAMS**

6-9/225/RFR  
DURHAM, N.C.



**#13 VITALIY SHIBEL**

6-9/195/FR  
LEE ACADEMY/UKRAINE



**#22 AUSTIN WITHERILL**

6-0/170/SO  
GILBERT, AZ.



**#23 ROMELLO WHITE**

6-8/220/FR  
SUWANEE, GA




**#33 RAMON VILA**

6-8/230/FR  
BARCELONA, SPAIN



**#42 JETHRO TSHISUMPA**

6-10/260/FR  
DEMOCRATIC REPUBLIC OF  
CONGO



**#44 KODI JUSTICE**

6-5/190/JR  
MESA, AZ