

# ASU 2018-2019 SCHEDULE

Date Opp. (TV/Radio).....FINAL/TIP

11/6 CS Fullerton (P12).... W, 102-94 2OT

## MGM RESORTS MAIN EVENT-TEMPE

11/9 McNeese State (P12)..... W, 80-52

11/12 LBSU (P12)..... W, 90-58

11/15 @San Francisco (P12)..... PPD

## MGM MAIN EVENT/T-MOBILE

11/19 #15 Miss. St. (ESPN2)..... W, 72-67

11/21 Utah State (ESPN2)..... W, 87-82

11/28 Omaha (P12/620 AM)..... W, 89-71

12/1 Texas Southern (P12/98.7)..... W, 83-71

12/7 #6 Nevada at HoopHall Classic

(@STAPLES/ESPN2/620)..... L, 66-72

12/15 @Georgia (SEC/620)..... W, 76-74

12/17 @Vanderbilt (SEC/620)..... L, 65-81

12/22 #1 Kansas (ESPN2/620)..... W, 80-76

12/29 Princeton (P12/98.7)..... L, 66-67

1/3 Utah (P12/620 AM)..... L, 86-96

1/5 Colorado (P12/98.7 FM)..... W, 83-61

1/9 @California (P12/620 AM)..... W, 80-66

1/12 @Stanford (P12/620 AM)..... L, 71-85

1/17 Oregon St. (FS1/620 AM)..... W, 70-67

1/19 Oregon (P12/98.7 FM)..... 7:30

1/24 @ UCLA (FS1)..... 8 PT

1/26 @USC (ESPN2)..... 5 PT

1/31 Arizona (ESPN2)..... 7

2/7 Wash. St. (P12)..... 6

2/9 Washington (ESPN2)..... 8

2/13 @Colorado (FS1)..... 8:30

2/16 @Utah (FS1)..... 8:10

2/20 Stanford (ESPN2)..... 7

2/24 California (P12)..... 4

2/28 @Oregon (P12)..... 8 PT

3/3 @Oregon St. (ESPN2)..... 5 PT

3/9 @Arizona (CBS)..... 2

## (Pac-12 Tournament/Las Vegas)

3/13

-16 T-Mobile Arena..... TBD

## FINAL FOUR TRIVIA

Coach Hurley (1992) and Danny Manning (1988) are only current college coaches who earned Final Four MOP.

## TURNED IT AROUND FAST

Buffalo was 285-369 (.436) in 22 seasons after going DI (1991-2013). The Bulls were 42-20 (.678) in Coach Hurley's two seasons. He is 104-72 (.590) in six years as a head coach.

# SUN DEVIL

## M E N ' S B A S K E T B A L L

### @SUNDEVILHOOPS (12-5; 3-2) HOSTS OREGON

Sat., Jan. 19 - vs. Oregon (11-6; 2-2) 7:30 p.m./Pac-12/98.7 FM ASU at UCLA/USC next

**BACK HOME:** The Arizona State Sun Devils (12-5; 3-2) -- who advanced to the NCAA Tournament for the first time since 2014 last year and just the fourth time in 24 seasons -- plays host to the Oregon Ducks on Saturday, Jan. 19 at 7:30 p.m PT with Ted Robinson and Bill Walton on the Pac-12 Network call, while Tim Healey and Kyle Dodd are on the Sun Devil Radio Network (98.7 FM). ASU has outrebounded 15 opponents this year after doing so just 14 times in 32 games last year.

### 13 QUICK SPARKY NOTES (13 FOR 2018 NBA MVP JAMES HARDEN)

✓ 5-2 in two-possession games this year after going 4-7 last year/12-16 previous 3 seasons

✓ 10 straight wins vs. Oregon State in Tempe after Thursday's 70-67 win

✓ Rob Edwards is averaging 12.8 points in the past eight games, including 21-of-45 from three (.467)

✓ 18 halftime-deficit comebacks under Bobby Hurley (12 previous 5 seasons)

✓ Kansas was sixth top-10 OOC opponent Coach Hurley played, ASU faced one in previous 17 seasons

✓ Best approach vertical on team is Zylan Cheatham at 41.5 inches, Remy Martin not far behind at 40

✓ Six Sun Devils have led the team in scoring this year

✓ Zylan Cheatham is averaging 11.8 points, 9.6 rebounds and 3.9 assists per game

✓ De'Quon Lake has made 126-of-173 (.728) from the field in his two-year career

✓ Kimani Lawrence is 49-of-64 (.766) from the free throw line in his career

✓ Ranks eighth in the nation at 42.47 rebounds per game

✓ Has outrebounded 15 of 17 opponents this year

✓ Has held eight opponents under 40 percent shooting (3 Pac-12 teams)

**ROB OVER 1,000:** Junior Rob Edwards dropped buckets at Cleveland State from 2015-17, as he entered ASU with 909 points in 63 games (14.4 per game). He now has 1,025 career points (13.9 career average). Included in that is 23-of-26 (.884) from the free throw line this year and .769 (226-of-294) in his career along with 135 three pointers. After missing six games early and only scoring 18 points in the first nine games (14 in opener and then the six DNP's due to a back injury), he is averaging 12.8 points -- second on the team -- in the past eight games, including 21-of-45 from three (.467).

**GAME 17: ASU 70, OREGON STATE 67/JAN. 17, 2019:** ASU led by as many as 18, but Oregon State cut it to three with a chance to tie but its three-pointer at the buzzer missed as ASU won its tenth straight over the Beavers in Tempe. Rob Edwards led ASU with 13 points, while Zylan Cheatham added 10 points, 13 rebounds and six assists. Romello While added 11 and Remy Martin and Lou Dort added 10 each. ASU held OSU to 7-of-27 (.259) from the field in the first half.

**NOTES:** ASU topped then No. 1 Kansas 80-76 on Dec. 22 in Bobby Hurley's 17th halftime-deficit win at ASU behind 15 off-the-bench points from getting healthier Rob Edwards (13 in the second half). He became the fourth Sun Devil to earn Pac-12 Player of the Week this season. Zylan Cheatham, the Dec. 3 Pac-12 Player of the Week, registered ASU's second triple double in the Dec. 1 win over Texas Southern, Nov. 23 Pac-12 POTW Luguentz Dort has four 20-point games and Remy Martin also took home a Pac-12 POTW (Dec. 17).

### 2018-19 SUN DEVIL PAC-12 PLAYERS OF THE WEEK

Dec. 24: Rob Edwards

Dec. 17: Remy Martin

Dec. 3: Zylan Cheatham

Nov. 26: Luguentz Dort

**ASU MEDIA RELATIONS:** ASU men's basketball SID Doug Tammamro can be reached directly at 480-734-7795 or via e-mail at [tammamro@asu.edu](mailto:tammamro@asu.edu). The ASU website is: [www.TheSunDevils.com](http://www.TheSunDevils.com).

POS #	SUN DEVIL	YR	HT/WT	2018-2019 SUN DEVIL ROSTER NOTES
G 0	Luguentz Dort	FR	6-4/215	Top-100 recruit who is strong and gets in the lane with ease; speaks French
G 1	Remy Martin	SO	6-0/170	Top-100 2017 signee; energizer bunny, 2018 Pac-12 Co-Sixth Man of the Year
G 2	Rob Edwards	JR	6-4/205	Transfer from Cleveland State who was CSU's leader scorer
F 3	Mickey Mitchell	JR	6-7/225	Played lot of minutes as freshman at Ohio State in 2015-16; Orlando resident
G 5	Kyle Feit	FR	6-4/190	Product of IMG Academy
F 10	Vitaliy Shibel	SO	6-9/210	Sophomore who had ACL injury and redshirted 2016-17/from Ukraine
G 11	Elias Valtonen	FR	6-7/195	Finland native with solid shooting stroke
G 14	Kimani Lawrence	SO	6-7/200	Long sophomore can guard 5 positions & play 4 of them/ <u>missed first 13 games last year</u>
G 21	Jack Roggin	FR	6-0/165	Walk-on from Southern California
F 23	Romello White	SO	6-8/220	Atlanta product who had Jerry Stackhouse as his AAU coach
G 24	Jordan Salzman	SO	5-10/175	Walkon from New York
G 25	Grant Fogerty	SO	6-0/175	Local walkon addition from Desert Mountain High School in Scottsdale
G 31	Trevor Thompson	SO	6-2/175	Second-year walkon from Moon Valley High School in Phoenix
F 32	De'Quon Lake	SR	6-10/225	JC transfer originally from Virgin Islands/24 points, 8 boards, 3 blocks in 2017-18 opener
C 34	Uros Plavsic	FR	7-0/240	Serbian big man with good athletic ability/PLAN IS TO REDSHIRT THIS YEAR
F 35	Taeshon Cherry	FR	6-8/210	San Diego big man who was in everyone's top-75/Solid 3-point range
F 45	Zylan Cheatham	SR	6-8/201	Transfer from San Diego State/smart and energetic and vocal leader
<b>Head Coach:</b> Bobby Hurley/42-20 at Buffalo (2013-15); 1992 Final Four MOP; 58-49 (.542) at ASU/4th year				
<b>Coaching Staff:</b> Rashon Burno, Anthony Coleman, Drazen Zlovacic				
<b>Special Assistant to HC:</b> Ben Wood		<b>Video:</b> Justin McLean		
<b>Operations:</b> Derrick Wrobel		<b>Performance:</b> Daniel Marshall		

**FREE THROWS:** ASU has made some crucial free throws late to seal wins...Rob Edwards hit two with 12 second left in the 70-67 win over Oregon State to give ASU the three-point lead on Jan. 19...in the come-from behind win at Cal, it was 13-of-16 in the second half...made 6-of-8 in final five minutes against Kansas, including two by Rob Edwards with six seconds left to make it a two-possession game...made nine of final 11 in second half at Georgia...10-14 in final 4:03 vs. Utah State, including six straight in two-minute stretch after USU buckets...Remy Martin made two with 10 seconds left to make it five-point lead over Mississippi State as ASU made all six in second half...made 8-of-10 in second OT against Cal State Fullerton. ASU is 5-2 in two-possession games this year, after going 12-16 previous three seasons.

**FLIPS:** ASU had started Pac-12 play with five of its first seven on the road six times in the previous 10 seasons (only Pac-12 team to have that decade of awkwardness) including last year, but things flipped this year as ASU has four of first six at home. This year marks only the fourth time in past 11 seasons ASU opened Pac-12 play at home.

**WINGSPAN:** ASU has five players with wingspan of at least 6-11: De'Quon Lake (7-2), Zylan Cheatham (7-0.5), Romello White (7-0.25), Vitaliy Shibel (6-11.75) and Kimani Lawrence (6-11.5).

**FLIPS:** ASU had started Pac-12 play with five of its first seven on the road six times in the previous 10 seasons (only Pac-12 team to have that decade of awkwardness) including last year, but things flipped this year as ASU has four of first six at home. This year marks only the fourth time in past 11 seasons ASU opened Pac-12 play at home.

**QUICK LU NOTES:** Luguentz Dort earned Nov. 26 Pac-12 Player of the Week and Andy Katz's National Player of the Week after averaging 25 points and eight rebounds as ASU won the MGM Resorts Main Event in Las Vegas (Nov. 19-21). Dort is the first ASU freshman to garner the league's weekly award since James Harden in January of 2008.

#### TOP SCORING GAMES FOR LUGUENTZ DORT

33 vs. Utah State @Las Vegas, Nov. 21, 2018  
 28 vs. Cal State Fullerton, Nov. 6, 2018  
 25 vs. McNeese State, Nov. 9, 2018  
 24 vs. #6 Nevada, Dec. 7, 2018

**REFRESH:** ASU's top three scorers are gone, but ASU returned six lettermen, a pair of high-level transfers and notched a top-20 recruiting class. Last year third-year coach Bobby Hurley (two-time NCAA champion, 1992 Final Four MOP and NCAA career assist leader) and the Sun Devils were the final undefeated team (12-0), beat No. 1 seeds Xavier and Kansas and went 5-2 against NCAA Tournament teams. ASU averaged 10,603 fans, topping the 9,514 school record set in 1995-96.

**RUN AND JUMP:** Best approach vertical on the team is Zylan Cheatham at 41.5 inches, with Remy Martin not far behind at 40 inches.

**JUMP:** Best standing verticals on the team: De'Quon Lake and Luguentz Dort both did 34 inches, while Zylan Cheatham is at 33.5 inches.

**PLAYING FOLKS:** Bobby Hurley has made the attempt to play some folks. In his first year after looking at an inherited schedule that included tilts vs. NC State/Marquette in Brooklyn, at Creighton, at UNLV and No. 18 Texas A&M, he put the wheels in motion to make it even better by playing at Kentucky and filled a holiday break hole that could have been a yawner with Stephen F. Austin. In 2016-17, ASU played No. 1 Kentucky in the Bahamas, Purdue in NYC, at San Diego State and vs. No. 9 Creighton. Last year besides Kansas ASU played Xavier and hosted 2017 NCAA Tournament product Vanderbilt. Kansas was the sixth top-10 non-conference opponent Coach Hurley played in his four years. ASU faced one in the previous 17 seasons.

#### **ASU REGULAR SEASON OOC GAMES VS. TOP-10 TEAMS**

##### **UNDER BOBBY HURLEY**

- #18 ASU 80, #1 Kansas 76 (Dec. 22, 2018)
- #6 Nevada 72, ASU 66 at STAPLES Center (Dec. 7, 2018)
- ASU 95 @#2 Kansas 85 (Dec. 10, 2017)
- #9 Creighton 96, ASU 85 (Dec. 20, 2016)
- #1 Kentucky 115, ASU 69 (Nov. 28, 2016 at Bahamas)
- @#5 Kentucky 72, ASU 58 (Dec. 12, 2015)

**20:** ASU won 20 straight regular season OOC games, the sixth-best Pac-12 streak in past 23 seasons, prior to its 72-66 Dec. 7 loss to Nevada.

#### **REGULAR SEASON PAC-12 OOC WIN STREAKS**

##### **(1996-PRESENT)**

- 39, Arizona, 12/20/11-12/19/14
- 26, Stanford, 11/11/99-11/24/01
- 24, Washington, 12/5/04-12/4/06
- 23, USC, 12/3/15-11/22/17
- 21, Washington State, 12/5/06-11/29/08
- 20, Arizona State, 12/17/16-12/7/18**

**VS. RANKED TEAMS:** ASU has defeated six ranked teams in Bobby Hurley's tenure, including five out of conference and three of them away from home. The Nov. 24, 2017, Xavier win was the highest ranked OOC team ASU had topped since it beat No. 7 Maryland in the 1994 Maui Invitational...until it won at #2 Kansas on Dec. 10. ASU followed that up with a Nov. 19 win over No. 15 Mississippi State this year and its second win over No. 1 in school history on Dec. 22.

#### **ASU WINS VS. RANKED TEAMS UNDER BOBBY HURLEY**

- #18 ASU 80, Kansas 76 (Dec. 22, 2018)
- ASU 72, #15 Mississippi State 67 (Nov. 19, 2018/Las Vegas)
- #16 ASU 95, at #2 Kansas 85 (Dec. 10, 2017)
- ASU 102, #15 Xavier 86 (Nov. 24, 2017/Las Vegas)
- ASU 74, #23 USC 67 (Feb. 12, 2016)
- ASU 67, #18 Texas A&M 54 (Dec. 5, 2015)

**KIMANI:** Kimani Lawrence's freshman season gets an asterisk. Last year he started in all three exhibition games and had 15 points and nine boards vs. Northern State and 18 points and five boards vs. Arizona Christian. The night before the season opener he suffered a stress fracture in left foot that kept him out until Pac-12 play. In the opener vs. Cal State Fullerton he posted 16 points (previous best was nine) and minutes (36). He had 22 points including the game-winning three-pointer in the Nov. 19 win over No. 15 Mississippi State.

#### **KIMANI LAWRENCE QUICK NOTES**

- √ Double-figures in first seven games
- √ 23 threes this year/3-15 last year
- √ 49-64 (.766) from FT line in career
- √ 6-11 1/2 wingspan

#### **PRO-NUN-SEE-A-SHUNS**

- Luguentz Dort (LOU-gentz)
- Vitaliy Shibel (Vigh-tal-ee Shy-bull)
- Elias Valtonen (Ill-ee-as Val-tow-nen)
- De'Quon Lake (Deh-Quon)
- Uros Plavsic (ur-rose Plav-sick)
- Taeshon Cherry (Tay-shawn)
- Zylan (Zigh-lan)

#### **REMY MARTIN TOP SCORING TILTS**

- 24 at California (1/9/19)**
- 22 vs. Utah (1/3/19)**
- 21 at Georgia (12/15/18)**
- 21 at #2 Kansas (12/10/17)
- 20 vs. Colorado/Las Vegas (3/7/18)
- 19 vs. Princeton (12/29/18)**
- 16 vs. #15 Miss. St./Las Vegas (11/19/18)**

#### **ROMELLO WHITE TOP SCORING TILTS**

- 25 vs. Northern Arizona (11/17/17)
- 22 vs. St. John's at STAPLES (12/8/17)
- 21 at Washington State (2/4/18)
- 19 vs. Colorado (1/5/19)**
- 19 vs. Texas Southern (12/1/18)**
- 19 at Stanford (1/17/18)
- 19 vs. Kansas State in LV (11/23/17)

#### **ROMELLO WHITE DOUBLE-DOUBLES (8)**

- 18/11 vs. Princeton (12/29/18)**
- 19/14 vs. Texas Southern (12/1/18)**
- 13/11 vs. California (3/1/18)
- 10/14 at Washington (2/1/18)
- 10/11 at Colorado (1/4/18)
- 16/13 vs. USF (2/2/17)
- 14/11 vs. UC Irvine (11/9/17)
- 16/15 vs. San Diego State (11/14/17)

#### **ZYLAN CHEATHAM**

##### **ASU DOUBLE-DOUBLES (7)**

- 10/13 vs. Oregon State (1/17/19)
- 13/11 vs. #1 Kansas (12/22/18)
- 10/10 at Georgia (12/15/18)
- 13/10 vs. #6 Nevada (12/7/18)
- 14/13/10 vs. Texas Southern (12/1/18)
- 13/12/9 vs. Omaha (11/28/18)
- 16/12/6 vs. McNeese State (11/9/18)

#### **2018-19 AP RANKINGS**

- Dec. 24: 17
- Dec. 17: 18
- Dec. 10: 20
- Dec. 3: 20

**COACH AS A PLAYER:** Coach Hurley's Duke career has been talked about a lot. His 145 assists (in 20 games) is a NCAA Tournament record. Here is a numbers breakdown:

**.583:** In the 1992 Final Four, Coach made 7-of-12 three pointers en route to the Most Outstanding Player honors.

**.667:** In the April 4, 1992 Final Four game vs. Indiana, Coach went 6-of-9 from the three-point stripe.

**2:** In addition to 1992 Most Outstanding Player honors, Coach also earned 1991 All-Tournament Team honors.

**9:** In the 1991 title game vs. Kansas on April 1, he posted nine assists.

**16:** In the 1991 Final Four he posted 16 assists.

**119:** Coach Hurley went 119-26 (.821) in his four years at Duke.

**18-2:** Coach Hurley went 18-2 in his NCAA Tournament career.

### 3-PTERS IN TOURNAMENT CAREER

47, Lee Humphrey, Florida, 2004-07 (15)

43, Shelvin Mack, Butler, 2009-11 (13)

**42, Bobby Hurley, Duke, 1990-93 (20)**

### NCAA TOURNAMENT GAMES

23, Christian Laettner, Duke, 1989-92

22, Greg Koubek, Duke, 1988-91

22, Brian Davis, Duke, 1989-92

21, Wayne Turner, Kentucky, 1996-99

20, Thomas Hill, Duke, 1990-93

**20, Bobby Hurley, Duke, 1990-93**

20, Grant Hill, Duke, 1991-94

20, Antonio Lang, Duke, 1991-94

### DE'QUON LAKE DOUBLE-DOUBLES (2)

11/12 vs. Kansas State (11/23/17)

17/10 vs. Northern Arizona (11/17/17)

**REMY!!!!:** The Pac-12 Sixth Man of the Year officially returned in 30+ seasons in 2017-18 and freshman Remy Martin shared the award with CU's Devon Collier. The previous Pac-10 Sixth Man of the Year was awarded from 1984-87. Martin – with zero starts -- averaged 9.6 points, had 94 assists and was 71-of-94 (.755) from the free throw line in 23.8 minutes per game. He had 20 double-figure scoring games (15 of final 21) and had a season-best 21 at No. 2 Kansas on Dec. 10. At WSU on Feb. 4, he had all 10 points in the final 6:20 as ASU outscored WSU 19-9 in final seven minutes. He injured his ankle on Oct. 10 and reinjured it on Nov. 21 vs. Utah State, as he missed the Omaha and Texas Southern games. Five of his top seven career scoring games have been away from home.

### REMY MARTIN TOP SCORING TILTS

24 at California (1/9/19)

22 vs. Utah (1/3/19)

21 at Georgia (12/15/18)

21 at #2 Kansas (12/10/17)

20 vs. Colorado at Las Vegas (3/7/18)

19 vs. Princeton (12/29/18)

16 vs. #15 Mississippi State at Las Vegas (11/19/18)

**REMY PAC-12 POTW (DEC. 17):** Remy Martin matched a career-high with 21 points, grabbed a career-best eight rebounds, and added five assists and three steals to spark the Sun Devils back from an 18-point deficit to a 76-74 victory at Georgia on Dec. 15, leading to his Dec. 17 Pac-12 Player of the Week Award. The 6-0 guard from Chatsworth, Calif., totaled 12 points, five boards, two assists and two steals in the second half, including back-to-back baskets inside the final 3:11 which gave ASU its first lead of the game at 71-70.

**TALENT UPGRADE:** From 2002-16, ASU signed six top-85 players according to 247Sports/Scout.com. At times ASU has had a five-man lineup on the floor this year alone with top-85 recruits in Remy Martin (77) Lugentz Dort (33) and Kimani Lawrence (58) in the backcourt and Taeshon Cherry (29) and Romello White (81) underneath.

### TOP-85 247SPORTS/SCOUT.COM ASU SIGNEES (2002-2018)

23. James Harden, 2007

**29. Taeshon Cherry, 2018**

**33. Luguentz Dort, 2018**

34. Jahii Carson, 2011

41, Sam Cunliffe, 2016

55. Ike Diogu, 2002

**58. Kimani Lawrence, 2017**

**77. Remy Martin, 2017**

79. Keala King, 2010

**81. Romello White, 2016**

**WHAT HAS CHANGED:** The 2017-18 season saw a lot of upgrades for Sun Devil basketball beyond the NCAA Tournament appearance as attendance records were busted and it won a dozen straight for just the second time in school history. Below is a list of what was truth last year at this time and what ASU can flash the fork about now.

### LAST YEAR AT THIS TIME / #FORKSUP NOW

5,807 attendance in BH first year / 10,603 in third year (school record)

11-game win streak in 1980-81 was awesome / 12-0 start last year was better

8-22 in road OOC games prior to CBH / 5-2 under Bobby Hurley

12 wins trail at half previous 5 seasons / 16 under BH in 4 seasons

Averaged 80+ points twice in Pac-12 history / 82.7 last year led Pac-12



**SAME CITY/TIME/RESULT AS LAST YEAR:** Thanksgiving week in Las Vegas has been really good to ASU. ASU won the 2017 Continental Tire Invitational at Orleans Arena on Nov. 23-24 with wins over 2018 Elite Eight member Kansas State (92-90) and then dropped 102 on No. 15 Xavier for a 16-point win. Those wins vaulted ASU into the rankings for the first time since James Harden was in uniform (2008-09), gave it a 6-0 start for just the second time in 32 seasons and was its first exempt tournament title since Bill Frieder's gang won the 1994 Maui Invitational. ASU then beat No. 15 Mississippi State on Nov. 19 and Utah State on Nov. 21 to win the 2018 MGM Resorts Main Event at T-Mobile Arena.

**#DUNK-KWON:** De'Quon Lake is 126-of-173 (.728) from the field with 50 dunks in his 49-game career. He has 92 offensive rebounds and posted five dunks against both Idaho State and San Diego State in December of 2017. He also had seven blocks vs. Pacific. ASU is 11-2 when he scores in double digits and 9-2 when he gets at least seven boards.

**DORT QUICK NOTES:** Luguentz Dort's 53 points in first two games (28 vs. CSF and 25 vs. McNeese State) were the third-most by a Pac-12 freshman in his first two career games since 1996-97. Only Washington's Markelle Fulz (65 in 2016-17) and Oregon's Tajuan Porter (55 in 2006-07) had better point production in their first two games than Dort in the past 23 seasons.

#### FWIW LUGUENTZ DORT PHYSICAL STUFF

**HT:** 6-4 -- **WT:** 215 -- **WINGSPAN:** 6-8.75 -- **BORN:** April of 1999

**STANDING VERTICAL:** 34" (tied for best on team with De'Quon Lake)

**APPROACH VERTICAL:** 39" (third on team behind Zylan at 41.5 and Remy at 40)

#### MOST POINTS BY A SUN DEVIL FRESHMAN

35, Mario Bennett vs. #5 Arizona, Feb. 20, 1992

34, Jahii Carson vs. Stanford @Pac-12 Tournament (Las Vegas), Mar. 13, 2013

33, Luguentz Dort vs. Utah State @Las Vegas, Nov. 21, 2018

**HALF:** ASU has 18 wins (eight on the road) when trailing at the half under Bobby Hurley, after going 12-64 (.157) the previous five seasons. It did it seven times in 2017-18 and did it this year at Georgia, vs. No. 1 Kansas and at California.

#### 18 HALFTIME DEFICIT WINS UNDER COACH HURLEY

(-2) @California 35, ASU 33/Jan. 9, 2019/ASU 80, @California 66

(-8) #1 Kansas 39, #18 ASU 31/Dec. 22, 2018/#18 ASU 80, #1 Kansas 76

(-14) @Georgia 47, #20 ASU 33/Dec. 15, 2018/#20 ASU 76, @Georgia 74

(-4) USC 37, ASU 33/Feb. 8, 2018/ASU 80, USC 77

(-1) Oregon State 34, ASU 33/Jan. 13, 2018/ASU 77, OSU 75

(-1) @Utah 36, ASU 35/Jan. 7, 2018/ASU 80, @Utah 77

(-3) @#2 Kansas 40, #16 ASU 37/Dec. 10, 2017/#16 ASU 95, @KU 85

(-2) #15 Xavier 46, ASU 44/Nov. 24, 2017/ASU 102, #15 Xavier 86

(-2) Kansas State 44, ASU 42/Nov. 23, 2017/ASU 92, KSU 90

(-6) SDSU 40, ASU 34/Nov. 14, 2017/ASU 90, SDSU 68

(-1) USC 48, ASU 47/Feb. 26, 2017/ASU 83, USC 82

(-2) @UW 41, ASU 39/Feb. 16, 2017/ASU 83, @UW 81

(-1) Stanford 33, ASU 32/Feb. 11, 2017/ASU 75, Stanford 69

(-7) @SDSU 32, ASU 25/Dec. 10, 2016/ASU 74, @SDSU 63

(-3) #23 USC 30, ASU 27/Feb. 12, 2016/ASU 74, USC 67

(-12) @UNLV 37, ASU 25/Dec. 16, 2015/ASU 66, @UNLV 56

(-8) @Creighton 41, ASU 33/Dec. 2, 2015/ASU 79, @Creighton 77

(-2) UCSB 29, ASU 27/Nov. 29, 2015/ASU 70, UCSB 6

#### THREE-POINT NOTE

Entering 2018-19 ASU had made a three-point-er in 587 straight games. The last time ASU did not make a three-point-er was in an 89-57 win over Washington in Tempe on Feb. 10, 2001.

#### ASU OOC WINS VS. RANKED TEAMS

##### PAC-10/12 ERA

√ #18 ASU 80, #1 Kansas 76

Dec. 22, 2018/Bobby Hurley

√ ASU 72, #15 Mississippi State 67

Nov. 19, 2018 at Las Vegas/Bobby Hurley

√ #16 ASU 95, @#2 Kansas 85

Dec. 10, 2017/Bobby Hurley

√ ASU 102, #15 Xavier 86

Nov. 24, 2017 at Las Vegas/Bobby Hurley

√ ASU 67, #18 Texas A&M 54

Dec. 5, 2015/Bobby Hurley

√ ASU 79, #25 Marquette 77

Nov. 25, 2013/Herb Sendek

√ ASU 77, #17 Xavier 55

Dec. 15, 2007/Herb Sendek

√ ASU 97, #7 Maryland 90

Nov. 23, 1994 at Maui/Bill Frieder

√ ASU 79, #13 Michigan 62

Nov. 22, 1994 at Maui/Bill Frieder

√ #14 ASU 71, #7 Ohio State 58

Dec. 20, 1980/Ned Wulk

√ ASU 96, #12 Iowa 88

Dec. 6, 1980/Ned Wulk

**12-GAME DUB STREAK:** Much was made about the best start in school history last year that not much was said about the win streak as it stood alone.

#### ASU TOP WINNING STREAKS

18: 1961-62

**12: 2017-18**

#### SUN DEVIL LEADERS

(INCLUDES SHARED/THEN CAREER)

**SCORING:** Dort (6), Martin (5/6), Lawrence (1), Cherry (1), White (2), Edwards (2)

**REBOUNDS:** Dort (4), White (4/16), Lake (1/8), Mitchell (0/6), Cheatham (10), Edwards (1)

**ASSISTS:** Mitchell (0/5), Martin (8/14), White (0/2), Cheatham (9), Dort (1)

**2018-19 @SunDevilHoops**  
**Arizona State Combined Team Statistics (as of Jan 18, 2019)**  
**All games**

Overall record: 12-5 Conf: 3-2 Home: 8-2 Away: 2-2 Neutral: 2-1

#	Player	gp-gs	min	avg	Total		3-Point		F-Throw		Rebounds				pf	dq	a	to	blk	stl	pts	avg
					fg-fga	fg%	3fg-fga	3fg%	ft-fa	ft%	off	def	tot	avg								
00	Dort,Luguentz	17-16	539	31.7	93-235	.396	25-82	.305	72-113	.637	23	55	78	4.6	47	2	41	49	2	26	283	16.6
01	Martin,Remy	15-11	473	31.5	66-169	.391	17-59	.288	37-52	.712	10	38	48	3.2	17	0	60	30	1	19	186	12.4
45	Cheatham,Zylan	17-17	555	32.6	68-130	.523	7-17	.412	57-94	.606	40	124	164	9.6	48	1	66	50	15	14	200	11.8
02	Edwards,Rob	11-5	300	27.3	35-109	.321	23-54	.426	23-26	.885	2	31	33	3.0	24	0	18	8	3	9	116	10.5
14	Lawrence,Kimani	17-15	457	26.9	58-145	.400	20-63	.317	38-51	.745	19	47	66	3.9	43	1	27	24	4	10	174	10.2
23	White,Romello	17-17	411	24.2	59-94	.628	0-0	.000	39-63	.619	44	58	102	6.0	50	2	7	22	10	6	157	9.2
35	Cherry,Taeshon	17-3	344	20.2	41-103	.398	24-69	.348	8-12	.667	9	45	54	3.2	42	1	8	7	5	13	114	6.7
32	Lake,De'Quon	17-1	244	14.4	35-45	.778	0-0	.000	14-25	.560	33	46	79	4.6	49	2	3	19	15	3	84	4.9
03	Mitchell,Mickey	6-0	53	8.8	5-7	.714	1-1	1.000	1-8	.125	6	10	16	2.7	7	0	6	6	0	1	12	2.0
05	Feit,Kyle	4-0	5	1.3	2-3	.667	1-2	.500	0-0	.000	0	2	2	0.5	1	0	0	1	0	0	5	1.3
10	Shibel,Vitaliy	7-0	31	4.4	2-6	.333	2-5	.400	0-0	.000	2	3	5	0.7	7	0	0	1	0	1	6	0.9
25	Fogerty,Grant	3-0	3	1.0	1-1	1.000	0-0	.000	0-0	.000	0	0	0	0.0	0	0	1	0	0	0	2	0.7
24	Salzman,Jordan	3-0	4	1.3	0-2	.000	0-0	.000	2-2	1.000	0	0	0	0.0	0	0	0	0	0	1	2	0.7
11	Valtonen,Elias	10-0	27	2.7	1-2	.500	1-2	.500	2-2	1.000	1	0	1	0.1	1	0	1	1	2	0	5	0.5
31	Thompson,Trevor	2-0	3	1.5	0-1	.000	0-0	.000	0-0	.000	0	0	0	0.0	0	0	0	1	0	1	0	0.0
21	Roggin,Jack	1-0	1	1.0	0-0	.000	0-0	.000	0-0	.000	0	0	0	0.0	0	0	0	0	0	0	0	0.0
Team											41	33	74		1		8					
Total.....		17	3450		466-1052	.443	121-354	.342	293-448	.654	230	492	722	42.5	337	9	238	227	57	104	1346	79.2
Opponents.....		17	3450		406-998	.407	147-445	.330	281-384	.732	152	435	587	34.5	369	11	223	238	60	101	1240	72.9

TEAM STATISTICS	ASU	OPP	Date	Opponent	Score	Att.
SCORING	1346	1240	11/6/18	CSU FULLERTON	Wo2 102-94	9145
Points per game	79.2	72.9	11/9/18	MCNEESE STATE	w 80-52	8515
Scoring margin	+6.2	-	11/12/18	LONG BEACH STATE	w 90-58	8818
FIELD GOALS-ATT	466-1052	406-998	11/19/18	vs Mississippi State	w 72-67	2507
Field goal pct	.443	.407	11/21/18	vs Utah State	w 87-82	3157
3 POINT FG-ATT	121-354	147-445	11/28/18	NEBRASKA OMAHA	w 89-71	6951
3-point FG pct	.342	.330	12/01/18	TEXAS SOUTHERN	w 83-71	10085
3-pt FG made per game	7.1	8.6	12/07/18	vs Nevada	L 66-72	7235
FREE THROWS-ATT	293-448	281-384	12/15/18	at Georgia	w 76-74	9028
Free throw pct	.654	.732	12/17/18	at Vanderbilt	L 65-81	9271
F-Throws made per game	17.2	16.5	12/22/18	KANSAS	w 80-76	14592
REBOUNDS	722	587	12/29/18	PRINCETON	L 66-67	10030
Rebounds per game	42.5	34.5	* 01/03/19	UTAH	L 86-96	9128
Rebounding margin	+7.9	-	* 01/05/19	COLORADO	w 83-61	10003
ASSISTS	238	223	* 01/09/19	at California	w 80-66	5827
Assists per game	14.0	13.1	* 01/12/19	at Stanford	L 71-85	3969
TURNOVERS	227	238	* 01/17/19	OREGON STATE	w 70-67	9705
Turnovers per game	13.4	14.0				
Turnover margin	+0.6	-				
Assist/turnover ratio	1.0	0.9				
STEALS	104	101				
Steals per game	6.1	5.9				
BLOCKS	57	60				
Blocks per game	3.4	3.5				
ATTENDANCE	96972	40994				
Home games-Avg/Game	10-9697	4-7024				
Neutral site-Avg/Game	-	3-4300				

\* = Conference game

Score by Periods	1st	2nd	OT	OT2	Totals
Arizona State	618	709	6	13	1346
Opponents	544	685	6	5	1240

**2018-19 @SunDevilHoops**  
**Arizona State Combined Team Statistics (as of Jan 18, 2019)**  
**Conference games**

<b>RECORD:</b>	<b>OVERALL</b>	<b>HOME</b>	<b>AWAY</b>	<b>NEUTRAL</b>
ALL GAMES	3-2	2-1	1-1	0-0
CONFERENCE	3-2	2-1	1-1	0-0
NON-CONFERENCE	0-0	0-0	0-0	0-0

##	Player	gp-gs	min	avg	Total		3-Point		F-Throw		Rebounds				pf	dq	a	to	blk	stl	pts	avg
					fg-fga	fg%	3fg-fga	3fg%	ft-fa	ft%	off	def	tot	avg								
00	Dort,Luquentz	5-4	138	27.6	25-56	.446	5-24	.208	11-21	.524	4	9	13	2.6	13	2	12	12	0	6	66	13.2
01	Martin,Remy	5-3	156	31.2	26-54	.481	11-22	.500	1-5	.200	3	10	13	2.6	7	0	26	10	0	6	64	12.8
45	Cheatham,Zylan	5-5	168	33.6	22-42	.524	5-7	.714	15-25	.600	12	31	43	8.6	13	0	20	15	4	3	64	12.8
02	Edwards,Rob	5-4	154	30.8	19-53	.358	14-30	.467	10-12	.833	1	16	17	3.4	10	0	11	6	2	4	62	12.4
23	White,Romello	5-5	118	23.6	20-30	.667	0-0	.000	7-13	.538	13	19	32	6.4	14	1	1	8	1	2	47	9.4
14	Lawrence,Kimani	5-3	97	19.4	10-26	.385	2-13	.154	9-16	.563	4	13	17	3.4	15	0	5	3	0	2	31	6.2
35	Cherry,Taeshon	5-0	88	17.6	9-29	.310	7-23	.304	0-2	.000	3	12	15	3.0	14	1	2	2	1	4	25	5.0
32	Lake,De'Quon	5-1	70	14.0	10-12	.833	0-0	.000	4-10	.400	10	13	23	4.6	11	0	0	2	3	0	24	4.8
24	Salzman,Jordan	1-0	2	2.0	0-0	.000	0-0	.000	2-2	1.000	0	0	0	0.0	0	0	0	0	0	1	2	2.0
25	Fogerty,Grant	1-0	1	1.0	1-1	1.000	0-0	.000	0-0	.000	0	0	0	0.0	0	0	1	0	0	0	2	2.0
11	Valtonen,Elias	3-0	4	1.3	1-1	1.000	1-1	1.000	0-0	.000	0	0	0	0.0	0	0	1	0	0	0	3	1.0
10	Shibel,Vitaliy	2-0	2	1.0	0-0	.000	0-0	.000	0-0	.000	0	0	0	0.0	0	0	0	0	0	1	0	0.0
31	Thompson,Trevor	1-0	2	2.0	0-1	.000	0-0	.000	0-0	.000	0	0	0	0.0	0	0	0	1	0	1	0	0.0
Team											12	9	21				5					
Total.....		5	1000		143-305	.469	45-120	.375	59-106	.557	62	132	194	38.8	97	4	79	64	11	30	390	78.0
Opponents.....		5	1000		122-283	.431	48-129	.372	83-112	.741	45	125	170	34.0	98	0	72	66	18	35	375	75.0

<b>TEAM STATISTICS</b>	<b>ASU</b>	<b>OPP</b>
SCORING	390	375
Points per game	78.0	75.0
Scoring margin	+3.0	-
FIELD GOALS-ATT	143-305	122-283
Field goal pct	.469	.431
3 POINT FG-ATT	45-120	48-129
3-point FG pct	.375	.372
3-pt FG made per game	9.0	9.6
FREE THROWS-ATT	59-106	83-112
Free throw pct	.557	.741
F-Throws made per game	11.8	16.6
REBOUNDS	194	170
Rebounds per game	38.8	34.0
Rebounding margin	+4.8	-
ASSISTS	79	72
Assists per game	15.8	14.4
TURNOVERS	64	66
Turnovers per game	12.8	13.2
Turnover margin	+0.4	-
Assist/turnover ratio	1.2	1.1
STEALS	30	35
Steals per game	6.0	7.0
BLOCKS	11	18
Blocks per game	2.2	3.6
ATTENDANCE	28836	9796
Home games-Avg/Game	3-9612	2-4898
Neutral site-Avg/Game	-	0-0

<b>Date</b>	<b>Opponent</b>		<b>Score</b>	<b>Att.</b>
* 01/03/19	UTAH	L	86-96	9128
* 01/05/19	COLORADO	W	83-61	10003
* 01/09/19	at California	W	80-66	5827
* 01/12/19	at Stanford	L	71-85	3969
* 01/17/19	OREGON STATE	W	70-67	9705

\* = Conference game

<b>Score by Periods</b>	<b>1st</b>	<b>2nd</b>	<b>Totals</b>
Arizona State	189	201	390
Opponents	162	213	375

**2018-19 @SunDevilHoops**  
**Arizona State Team Game-by-Game Comparison (as of Jan 18, 2019)**  
**All games**

Opponent	1st	2nd	Score	Mar	Total FG	FG Pct	3-Pointers	3FG Pct	Free Throws	FT Pct	Rebounds	Assist	T/Over	Block	Steal	Fouls
CSU FULLERTON	34/31	49/52	102-94	+8	33-78/34-74	.423/.459	10-26/7-24	.385/.292	26-44/19-26	.591/.731	58/42 +16	11/7	17/17	2/3	3/7	26/36
MCNEESE STATE	33/23	47/29	80-52	+28	27-58/15-47	.466/.319	5-19/5-20	.263/.250	21-27/17-29	.778/.586	43/30 +13	15/10	11/17	6/1	9/1	23/22
LONG BEACH STATE	38/16	52/42	90-58	+32	29-65/17-62	.446/.274	5-16/9-31	.313/.290	27-36/15-24	.750/.625	63/30 +33	17/14	18/16	7/4	7/11	23/27
Mississippi State	39/24	33/43	72-67	+5	26-58/25-69	.448/.362	7-17/8-30	.412/.267	13-18/9-10	.722/.900	40/34 +6	15/16	12/10	2/5	5/6	13/17
Utah State	37/35	50/47	87-82	+5	26-52/25-56	.500/.446	7-14/7-23	.500/.304	28-42/25-33	.667/.758	29/34 (5)	13/15	16/20	3/1	8/6	27/28
NEBRASKA OMAHA	50/40	39/31	89-71	+18	33-64/28-61	.516/.459	8-21/13-26	.381/.500	15-22/2-5	.682/.400	41/27 +14	19/14	13/18	5/2	9/5	13/19
TEXAS SOUTHERN	40/32	43/39	83-71	+12	31-56/24-67	.554/.358	8-25/10-35	.320/.286	13-25/13-22	.520/.591	48/34 +14	18/14	19/7	5/1	4/10	19/22
Nevada	36/24	30/48	66-72	(6)	25-62/25-55	.403/.455	5-20/3-18	.250/.167	11-17/19-24	.647/.792	40/31 +9	13/11	17/11	2/7	4/3	25/15
Georgia	33/47	43/27	76-74	+2	26-64/20-47	.406/.426	4-16/8-22	.250/.364	20-27/26-32	.741/.813	38/34 +4	8/11	12/19	0/7	8/6	23/21
Vanderbilt	28/34	37/47	65-81	(16)	21-65/24-55	.323/.436	7-24/12-28	.292/.429	16-20/21-29	.800/.724	42/39 +3	9/13	10/10	1/4	4/3	19/18
KANSAS	31/39	49/37	80-76	+4	26-63/27-65	.413/.415	8-21/7-28	.381/.250	20-32/15-16	.625/.938	41/40 +1	13/13	11/16	5/5	9/6	12/22
PRINCETON	30/37	36/30	66-67	(1)	20-62/20-57	.323/.351	2-15/10-31	.133/.323	24-32/17-22	.750/.773	45/42 +3	8/13	7/11	8/2	4/2	17/24
UTAH	43/39	43/57	86-96	(10)	30-65/29-57	.462/.509	11-28/16-30	.393/.533	15-25/22-27	.600/.815	34/38 (4)	15/19	9/14	5/3	6/7	18/21
COLORADO	44/26	39/35	83-61	+22	32-56/19-58	.571/.328	7-21/5-26	.333/.192	12-19/18-22	.632/.818	42/28 +14	24/10	16/15	1/4	8/10	19/21
California	33/35	47/31	80-66	+14	28-59/20-52	.475/.385	8-26/8-21	.308/.381	16-23/18-24	.696/.750	34/33 +1	16/8	9/13	2/2	6/2	20/20
Stanford	38/40	33/45	71-85	(14)	28-68/32-60	.412/.533	9-20/9-23	.450/.391	6-17/12-19	.353/.632	43/37 +6	9/18	19/14	1/7	7/9	19/17
OREGON STATE	31/22	39/45	70-67	+3	25-57/22-56	.439/.393	10-25/10-29	.400/.345	10-22/13-20	.455/.650	41/34 +7	15/17	11/10	2/2	3/7	21/19

Note: Game totals are displayed in the format TEAM/OPPONENT for each category



**2018-19 @SunDevilHoops**  
**Arizona State Game-by-Game Highs (as of Jan 18, 2019)**  
**All games**

Opponent	Date	Score	Points	Rebounds	Assists	Steals	Blocked shots
CSU FULLERTON	11/6/18	102-94	28-Dort,Luguentz	9-Lake,De'Quon Dort,Luguentz Cheatham,Zylan	3-Cheatham,Zylan Martin,Remy	3-Dort,Luguentz	2-Lake,De'Quon
MCNEESE STATE	11/9/18	80-52	25-Dort,Luguentz	12-Cheatham,Zylan	6-Cheatham,Zylan	3-Dort,Luguentz	3-Lake,De'Quon
LONG BEACH STATE	11/12/18	90-58	15-Martin,Remy	12-Dort,Luguentz	5-Martin,Remy	2-Cheatham,Zylan Martin,Remy	2-Cheatham,Zylan
vs Mississippi State	11/19/18	72-67	22-Lawrence,Kimani	9-Cheatham,Zylan Dort,Luguentz	7-Martin,Remy	2-Dort,Luguentz	1-White,Romello Cheatham,Zylan
vs Utah State	11/21/18	87-82	33-Dort,Luguentz	7-Dort,Luguentz	6-Cheatham,Zylan	2-Martin,Remy Dort,Luguentz	1-Lake,De'Quon Cheatham,Zylan Cherry,Taeshon
NEBRASKA OMAHA	11/28/18	89-71	19-Cherry,Taeshon Dort,Luguentz	12-Cheatham,Zylan	9-Cheatham,Zylan	3-Dort,Luguentz	2-Lawrence,Kimani
TEXAS SOUTHERN	12/01/18	83-71	19-White,Romello	14-White,Romello	10-Cheatham,Zylan	2-Cheatham,Zylan	1-Lake,De'Quon Cherry,Taeshon White,Romello Lawrence,Kimani Cheatham,Zylan
vs Nevada	12/07/18	66-72	24-Dort,Luguentz	10-Cheatham,Zylan	4-Martin,Remy Cheatham,Zylan	1-Martin,Remy Edwards,Rob Dort,Luguentz Cheatham,Zylan	2-Lake,De'Quon
at Georgia	12/15/18	76-74	21-Martin,Remy	10-Cheatham,Zylan	5-Martin,Remy	3-Martin,Remy	None
at Vanderbilt	12/17/18	65-81	14-Edwards,Rob	14-Cheatham,Zylan	3-Edwards,Rob Dort,Luguentz	1-Edwards,Rob Lake,De'Quon Dort,Luguentz Lawrence,Kimani	1-Cheatham,Zylan
KANSAS	12/22/18	80-76	15-Edwards,Rob	11-Cheatham,Zylan	5-Dort,Luguentz	4-Cherry,Taeshon	2-White,Romello
PRINCETON	12/29/18	66-67	19-Martin,Remy	11-White,Romello	4-Cheatham,Zylan	1-Edwards,Rob Martin,Remy Lake,De'Quon Cheatham,Zylan	3-Cheatham,Zylan White,Romello
UTAH	01/03/19	86-96	22-Martin,Remy	7-White,Romello	6-Martin,Remy	2-Cherry,Taeshon Dort,Luguentz Edwards,Rob	2-Lake,De'Quon Cheatham,Zylan
COLORADO	01/05/19	83-61	19-White,Romello	8-White,Romello	8-Martin,Remy	2-Edwards,Rob Cherry,Taeshon Martin,Remy	1-Cheatham,Zylan
at California	01/09/19	80-66	24-Martin,Remy	6-Cheatham,Zylan Edwards,Rob	8-Martin,Remy	2-Dort,Luguentz	1-Edwards,Rob Cheatham,Zylan
at Stanford	01/12/19	71-85	16-Dort,Luguentz	12-Cheatham,Zylan	4-Cheatham,Zylan	2-Martin,Remy Cheatham,Zylan	1-White,Romello
OREGON STATE	01/17/19	70-67	13-Edwards,Rob	13-Cheatham,Zylan	6-Cheatham,Zylan	2-Dort,Luguentz	1-Lake,De'Quon Cherry,Taeshon

## Individual Career History

### Cheatham,Zylan

			Total		3-Point		F-Throws		Rebounds											Scoring	
Season	gp-gs	min/avg	fg-fga	pct	fg-fga	pct	ft-fta	pct	off	def	tot	avg	pf	fo	ast	to	blk	stl	pts	avg	
2015-16*	38-26	791/20.8	93-176	.528	3-17	.176	111-155	.716	62	143	205	5.4	87	2	36	72	26	22	300	7.9	
2016-17*	31-22	726/23.4	95-183	.519	2-12	.167	90-119	.756	69	125	194	6.3	83	2	43	60	18	33	282	9.1	
2018-19	17-17	555/32.6	68-130	.523	7-17	.412	57-94	.606	40	124	164	9.6	48	1	66	50	15	14	200	11.8	
TOTAL	17-17	555/32.6	68-130	.523	7-17	.412	57-94	.606	40	124	164	9.6	48	1	66	50	15	14	200	11.8	
All*	86-65	2072/24.1	256-489	.524	12-46	.261	258-368	.701	171	392	563	6.5	218	5	145	182	59	69	782	9.1	

\* Statistics from prior team/school

### Edwards,Rob

			Total		3-Point		F-Throws		Rebounds											Scoring	
Season	gp-gs	min/avg	fg-fga	pct	fg-fga	pct	ft-fta	pct	off	def	tot	avg	pf	fo	ast	to	blk	stl	pts	avg	
2015-16*	32-29	994/31.1	130-331	.393	49-124	.395	89-119	.748	21	104	125	3.9	71	0	46	109	1	37	398	12.4	
2016-17*	31-30	964/31.1	167-404	.413	63-178	.354	114-149	.765	29	110	139	4.5	68	0	53	95	5	41	511	16.5	
2018-19	11-5	300/27.3	35-109	.321	23-54	.426	23-26	.885	2	31	33	3.0	24	0	18	8	3	9	116	10.5	
TOTAL	11-5	300/27.3	35-109	.321	23-54	.426	23-26	.885	2	31	33	3.0	24	0	18	8	3	9	116	10.5	
All*	74-64	2258/30.5	332-844	.393	135-356	.379	226-294	.769	52	245	297	4.0	163	0	117	212	9	87	1025	13.9	

\* Statistics from prior team/school

### Lake,De'Quon

			Total		3-Point		F-Throws		Rebounds											Scoring	
Season	gp-gs	min/avg	fg-fga	pct	fg-fga	pct	ft-fta	pct	off	def	tot	avg	pf	fo	ast	to	blk	stl	pts	avg	
2017-18	32-1	546/17.1	91-128	.711	0-0	.000	47-71	.662	59	108	167	5.2	91	5	4	14	43	9	229	7.2	
2018-19	17-1	244/14.4	35-45	.778	0-0	.000	14-25	.560	33	46	79	4.6	49	2	3	19	15	3	84	4.9	
TOTAL	49-2	790/16.1	126-173	.728	0-0	.000	61-96	.635	92	154	246	5.0	140	7	7	33	58	12	313	6.4	

### Lawrence,Kimani

			Total		3-Point		F-Throws		Rebounds											Scoring	
Season	gp-gs	min/avg	fg-fga	pct	fg-fga	pct	ft-fta	pct	off	def	tot	avg	pf	fo	ast	to	blk	stl	pts	avg	
2017-18	19-0	186/9.8	22-48	.458	3-15	.200	11-13	.846	10	23	33	1.7	31	0	3	9	8	7	58	3.1	
2018-19	17-15	457/26.9	58-145	.400	20-63	.317	38-51	.745	19	47	66	3.9	43	1	27	24	4	10	174	10.2	
TOTAL	36-15	643/17.9	80-193	.415	23-78	.295	49-64	.766	29	70	99	2.8	74	1	30	33	12	17	232	6.4	

### Martin,Remy

			Total		3-Point		F-Throws		Rebounds											Scoring	
Season	gp-gs	min/avg	fg-fga	pct	fg-fga	pct	ft-fta	pct	off	def	tot	avg	pf	fo	ast	to	blk	stl	pts	avg	
2017-18	32-0	762/23.8	107-236	.453	23-62	.371	71-94	.755	22	73	95	3.0	48	0	94	43	2	36	308	9.6	
2018-19	15-11	473/31.5	66-169	.391	17-59	.288	37-52	.712	10	38	48	3.2	17	0	60	30	1	19	186	12.4	
TOTAL	47-11	1235/26.3	173-405	.427	40-121	.331	108-146	.740	32	111	143	3.0	65	0	154	73	3	55	494	10.5	

### Shibel,Vitaliy

			Total		3-Point		F-Throws		Rebounds											Scoring	
Season	gp-gs	min/avg	fg-fga	pct	fg-fga	pct	ft-fta	pct	off	def	tot	avg	pf	fo	ast	to	blk	stl	pts	avg	
2017-18	32-20	332/10.4	19-55	.345	11-44	.250	10-12	.833	11	48	59	1.8	73	3	17	13	9	4	59	1.8	
2018-19	7-0	31/4.4	2-6	.333	2-5	.400	0-0	.000	2	3	5	0.7	7	0	0	1	0	1	6	0.9	
TOTAL	39-20	363/9.3	21-61	.344	13-49	.265	10-12	.833	13	51	64	1.6	80	3	17	14	9	5	65	1.7	

### White,Romello

			Total		3-Point		F-Throws		Rebounds											Scoring	
Season	gp-gs	min/avg	fg-fga	pct	fg-fga	pct	ft-fta	pct	off	def	tot	avg	pf	fo	ast	to	blk	stl	pts	avg	
2017-18	31-31	752/24.3	120-184	.652	0-0	.000	85-154	.552	79	141	220	7.1	100	6	13	44	23	8	325	10.5	
2018-19	17-17	411/24.2	59-94	.628	0-0	.000	39-63	.619	44	58	102	6.0	50	2	7	22	10	6	157	9.2	
TOTAL	48-48	1163/24.2	179-278	.644	0-0	.000	124-217	.571	123	199	322	6.7	150	8	20	66	33	14	482	10.0	

**2018-19 @SunDevilHoops**  
**Arizona State Points-Rebounds-Assists (as of Jan 18, 2019)**  
**All games**

Opponent	Date	Score		00 DORT,LUGUE	01 MARTIN,REM	02 EDWARDS,RO	03 MITCHELL,M	10 SHIBEL,VIT	11 VALTONEN,E	14 LAWRENCE,K
CSU FULLERTON	11/6/18	102-94	w	28-9-1	8-5-3	14-6-2	2-1-0	DNP	0-0-0	16-6-2
MCNEESE STATE	11/9/18	80-52	w	25-2-1	6-3-5	DNP	1-3-1	0-2-0	0-0-0	16-6-1
LONG BEACH STATE	11/12/18	90-58	w	12-12-4	15-2-5	DNP	5-6-3	0-2-0	2-1-0	13-3-2
vs Mississippi State	11/19/18	72-67	w	17-9-2	16-2-7	DNP	0-0-0	DNP	DNP	22-5-1
vs Utah State	11/21/18	87-82	w	33-7-4	13-2-0	DNP	2-2-0	DNP	DNP	10-2-2
NEBRASKA OMAHA	11/28/18	89-71	w	19-5-4	DNP	DNP	DNP	3-0-0	0-0-0	18-4-5
TEXAS SOUTHERN	12/01/18	83-71	w	18-2-2	DNP	DNP	DNP	3-1-0	0-0-0	13-8-5
vs Nevada	12/07/18	66-72	L	24-4-0	5-4-4	0-2-0	2-4-2	DNP	DNP	8-1-1
at Georgia	12/15/18	76-74	w	12-4-1	21-8-5	0-2-0	DNP	0-0-0	0-0-0	8-0-0
at Vanderbilt	12/17/18	65-81	L	10-1-3	9-3-1	14-0-3	DNP	DNP	DNP	7-8-1
KANSAS	12/22/18	80-76	w	13-4-5	10-4-4	15-4-1	DNP	DNP	DNP	7-3-1
PRINCETON	12/29/18	66-67	L	6-6-2	19-2-0	11-2-1	DNP	DNP	0-0-0	5-3-1
UTAH	01/03/19	86-96	L	14-2-4	22-3-6	14-3-1	DNP	0-0-0	0-0-0	2-3-1
COLORADO	01/05/19	83-61	w	14-4-2	0-3-8	9-3-3	DNP	DNP	0-0-1	11-3-2
at California	01/09/19	80-66	w	13-2-3	24-2-8	13-6-2	DNP	DNP	DNP	3-4-1
at Stanford	01/12/19	71-85	L	16-2-0	8-3-1	13-2-3	DNP	0-0-0	3-0-0	10-6-0
OREGON STATE	01/17/19	70-67	w	9-3-3	10-2-3	13-3-2	DNP	DNP	DNP	5-1-1

Opponent	Date	Score		23 WHITE,ROME	32 LAKE,DE'QU	35 CHERRY,TAE	45 CHEATHAM,Z
CSU FULLERTON	11/6/18	102-94	w	10-6-0	9-9-0	3-5-0	12-9-3
MCNEESE STATE	11/9/18	80-52	w	1-2-0	7-5-0	6-3-1	16-12-6
LONG BEACH STATE	11/12/18	90-58	w	12-9-1	10-7-0	6-5-1	12-9-1
vs Mississippi State	11/19/18	72-67	w	1-5-1	4-5-2	0-2-1	12-9-1
vs Utah State	11/21/18	87-82	w	3-5-0	3-3-1	15-2-0	8-3-6
NEBRASKA OMAHA	11/28/18	89-71	w	8-3-0	9-11-0	19-4-1	13-12-9
TEXAS SOUTHERN	12/01/18	83-71	w	19-14-1	2-0-0	14-4-0	14-13-10
vs Nevada	12/07/18	66-72	L	2-3-1	6-2-0	6-4-1	13-10-4
at Georgia	12/15/18	76-74	w	16-2-1	4-3-0	5-3-0	10-10-1
at Vanderbilt	12/17/18	65-81	L	9-5-0	0-3-0	7-4-1	9-14-0
KANSAS	12/22/18	80-76	w	11-5-1	3-3-0	8-2-0	13-11-1
PRINCETON	12/29/18	66-67	L	18-11-0	3-5-0	0-1-0	4-9-4
UTAH	01/03/19	86-96	L	7-7-0	5-6-0	5-2-0	17-5-3
COLORADO	01/05/19	83-61	w	19-8-1	12-7-0	6-2-2	12-7-5
at California	01/09/19	80-66	w	7-4-0	3-4-0	0-3-0	17-6-2
at Stanford	01/12/19	71-85	L	3-5-0	4-4-0	2-2-0	8-12-4
OREGON STATE	01/17/19	70-67	w	11-8-0	0-2-0	12-6-0	10-13-6

**Official Basketball Box Score -- Game Totals -- Final Statistics**  
**Oregon State vs Arizona State**  
**01/17/19 8:15 p.m. MT at Ned Wulk Court/Wells Fargo Arena (Tempe)**

**Oregon State 67 • 11-5; 3-1**

##	Player		Total	3-Ptr	FT-FTA	Rebounds			PF	TP	A	TO	Blk	Stl	Min
			FG-FGA	FG-FGA		Off	Def	Tot							
03	Tinkle, Tres	f	7-19	2-8	5-6	1	6	7	0	21	6	3	0	2	35
24	Kelley, Kylor	f	1-3	0-0	0-0	0	2	2	4	2	0	1	1	0	20
01	Thompson Jr, Stephen	g	3-9	1-5	2-4	2	4	6	4	9	4	0	0	0	35
05	Thompson, Ethan	g	6-14	5-10	4-5	0	2	2	2	21	4	1	0	3	37
11	Reichle, Zach	g	1-3	1-3	0-1	0	2	2	3	3	1	0	0	0	19
04	Hollins, Alfred		3-3	1-1	2-4	1	3	4	1	9	1	2	0	2	21
13	Vernon, Antoine		0-1	0-1	0-0	0	1	1	3	0	1	0	0	0	7
22	Washington, Warren		0-1	0-0	0-0	0	1	1	2	0	0	1	1	0	11
23	Rakocevic, Gligorije		1-3	0-1	0-0	1	2	3	0	2	0	1	0	0	15
Team						3	3	6				1			
Totals			22-56	10-29	13-20	8	26	34	19	67	17	10	2	7	200

FG % 1st Half: 7-27 25.9% 2nd half: 15-29 51.7% Game: 22-56 39.3%  
 3FG % 1st Half: 3-14 21.4% 2nd half: 7-15 46.7% Game: 10-29 34.5%  
 FT % 1st Half: 5-9 55.6% 2nd half: 8-11 72.7% Game: 13-20 65.0%

Deadball  
Rebounds  
4

**Arizona State 70 • 12-5; 3-2**

##	Player		Total	3-Ptr	FT-FTA	Rebounds			PF	TP	A	TO	Blk	Stl	Min
			FG-FGA	FG-FGA		Off	Def	Tot							
23	White, Romello	f	5-6	0-0	1-2	4	4	8	4	11	0	0	0	0	27
45	Cheatham, Zylan	f	3-6	1-1	3-6	4	9	13	3	10	6	7	0	0	36
00	Dort, Luguentz	g	3-10	0-4	3-7	0	3	3	1	9	3	2	0	2	30
01	Martin, Remy	g	4-12	2-6	0-3	0	2	2	2	10	3	1	0	1	32
02	Edwards, Rob	g	4-9	3-6	2-2	0	3	3	4	13	2	0	0	0	33
14	Lawrence, Kimani		2-5	0-3	1-2	0	1	1	2	5	1	0	0	0	13
32	Lake, De'Quon		0-1	0-0	0-0	1	1	2	3	0	0	0	1	0	10
35	Cherry, Taeshon		4-8	4-5	0-0	2	4	6	2	12	0	1	1	0	19
Team						1	2	3							
Totals			25-57	10-25	10-22	12	29	41	21	70	15	11	2	3	200

FG % 1st Half: 11-28 39.3% 2nd half: 14-29 48.3% Game: 25-57 43.9%  
 3FG % 1st Half: 5-14 35.7% 2nd half: 5-11 45.5% Game: 10-25 40.0%  
 FT % 1st Half: 4-10 40.0% 2nd half: 6-12 50.0% Game: 10-22 45.5%

Deadball  
Rebounds  
6

Officials: David Hall, Eric Curry, Deldre Carr

Technical fouls: Oregon State-None. Arizona State-None.

Attendance: 9705

ASU's next game is Saturday, Jan. 19 vs. Oregon on Pac-12 Network/98.7 FM

Tip time Saturday is 7:30 p.m.

Score by periods	1st	2nd	Total
Oregon State	22	45	67
Arizona State	31	39	70

## 2018-19 SUN DEVIL HIGHS AND LOWS

### SUN DEVIL TEAM HIGHS

**POINTS:** 102 vs. CAL STATE FULLERTON  
**FIELD GOALS:** 33 vs. OMAHA/CSF  
**FIELD GOAL ATTEMPTS:** 78 vs. CAL STATE FULLERTON  
**FIELD GOAL%:** .571 vs. COLORADO (32-56)  
**3-PT FIELD GOALS:** 11 vs. UTAH  
**3-PT FIELD GOALS ATT:** 28 vs. UTAH  
**3-PT % (10 ATT.):** .500 vs. Utah State (7-14)  
**FREE THROWS:** 28 vs. Utah State  
**FREE THROWS ATTEMPTED:** 44 vs. CAL STATE FULLERTON  
**FREE THROW % (15 ATT.):** .800 at Vanderbilt (16-20)  
**REBOUNDS:** 63 vs. LONG BEACH STATE  
**ASSISTS:** 24 vs. COLORADO  
**STEALS:** 9 vs. #1 KANSAS/NEBRASKA OMAHA/McNEESE ST.  
**BLOCKS:** 8 vs. PRINCETON  
**TURNOVERS:** 19 at Stanford/TEXAS SOUTHERN  
**FOULS:** 27 vs. Utah State  
**FIRST HALF POINTS:** 50 vs. NEBRASKA OMAHA  
**SECOND HALF POINTS:** 52 vs. LONG BEACH STATE

### SUN DEVIL TEAM LOWS

**POINTS:** 65 at Vanderbilt  
**FIELD GOALS:** 20 vs. PRINCETON  
**FIELD GOAL ATTEMPTS:** 52 vs. Utah State  
**FIELD GOAL%:** .323/20-62 vs. PRINCETON  
**3-PT FIELD GOALS:** 2 vs. PRINCETON  
**3-PT FIELD GOALS ATT:** 14 vs. Utah State  
**3-PT % (10 ATT.):** .133/2-15 vs. PRINCETON  
**FREE THROWS:** 6 at Stanford  
**FT ATTEMPTED:** 17 at Stanford/vs. #6 Nevada  
**FREE THROW % (10 ATT.):** .353/6-17 at Stanford  
**REBOUNDS:** 29 vs. Utah State  
**ASSISTS:** 8 vs. PRINCETON/at Georgia  
**STEALS:** 3 vs. OREGON STATE/CAL STATE FULLERTON  
**BLOCKS:** 0 at Georgia  
**TURNOVERS:** 7 vs. PRINCETON  
**FOULS:** 12 vs. #1 KANSAS

### SUN DEVIL INDIVIDUAL HIGHS

**POINTS:** 33, Luguentz Dort vs. Utah State  
**FIELD GOALS:** 10 (3x)  
**FG ATTEMPTS:** 22, Luguentz Dort vs. CAL STATE FULLERTON  
**FG PERCENTAGE (9 ATT.):** 9-10, Romello White vs. TSU  
**3-PT FGS:** 5, Remy Martin at California  
**3-PT ATT:** 10, Luguentz Dort vs. TEXAS SOUTHERN  
**3-PT % (4 MADE):** Taeshon Cherry vs. OREGON STATE (4-5)  
**3-PT % (4 MADE):** Zylan Cheatham vs. UTAH (4-5)  
**FREE THROWS:** 11, Luguentz Dort vs. Utah State  
**FT ATTEMPTED:** 14, Luguentz Dort vs. Utah State  
**FREE THROW % (6 ATT.):** 6-6, Romello White vs. LONG BEACH  
**REBOUNDS:** 14 (2x) Zylan Cheatham at Vanderbilt  
**ASSISTS:** 10, Zylan Cheatham vs. TEXAS SOUTHERN  
**STEALS:** 4 by Taeshon Cherry vs. #1 KANSAS STATE  
**BLOCKS:** 3, three times  
**TURNOVERS:** 8, Luguentz Dort vs. TEXAS SOUTHERN  
**FOUL OUTS:** 9 on year  
**MINUTES:** 41, Rob Edwards vs. CSU FULLERTON

### OPPONENT TEAM HIGHS

**POINTS:** 96 by UTAH  
**FIELD GOALS:** 34 by CAL STATE FULLERTON  
**FIELD GOAL ATTEMPTS:** 74 by CAL STATE FULLERTON  
**FIELD GOAL %:** .533/at Stanford (32-60)  
**3-POINTERS:** 16 by UTAH  
**3-POINTER ATTEMPTS:** 35 by TEXAS SOUTHERN  
**3-POINT % (10 ATT.):** .533/UTAH (16-30)  
**FREE THROWS:** 26 at Georgia  
**FREE THROW ATTEMPTS:** 33 by Utah State  
**FREE THROW % (15 ATT.):** .938/#1 KANSAS (15-16)  
**REBOUNDS:** 42 by PRINCETON/CAL STATE FULLERTON  
**ASSISTS:** 19 by UTAH  
**STEALS:** 11 by LONG BEACH STATE  
**BLOCKS:** 7 at Stanford/at Georgia/by #6 Nevada  
**TURNOVERS:** 20 by Utah State  
**FOULS:** 36 by CAL STATE FULLERTON

### OPPONENT TEAM LOWS

**POINTS:** 52 by McNEESE STATE  
**FIELD GOALS:** 15 by McNEESE STATE  
**FIELD GOAL ATTEMPTS:** 47 at Georgia/by McNEESE STATE  
**FIELD GOAL %:** .274/17-62 by LONG BEACH STATE  
**3-POINTERS:** 3 by #6 Nevada  
**3-POINTER ATTEMPTS:** 18 by #6 Nevada  
**3-POINT % (10 ATT.):** .167/3-18 by #6 Nevada  
**FREE THROWS:** 2 by NEBRASKA OMAHA  
**FREE THROW ATTEMPTS:** 5 by NEBRASKA OMAHA  
**FREE THROW % (20 ATT.):** .586/17-29 by McNEESE STATE  
**REBOUNDS:** 27 by NEBRASKA OMAHA  
**ASSISTS:** 7 by CAL STATE FULLERTON  
**STEALS:** 1 by McNEESE STATE  
**BLOCKS:** 1 (6x)  
**TURNOVERS:** 7 by TEXAS SOUTHERN  
**FOULS:** 15 by #6 Nevada

### OPPONENT INDIVIDUAL HIGHS

**POINTS:** 35, Kyle Allman of CSU FULLERTON  
**FIELD GOALS:** 13, Kyle Allman of CSU FULLERTON  
**FIELD GOAL ATTEMPTS:** 26, Kyle Allman of CSU FULLERTON  
**3-PT FGS:** 6, Donnie Tillman of UTAH  
**3-PT ATT:** 14, Jaylyn Patterson vs. TSU  
**FREE THROWS:** 10, Khalil Ahmad of CSU FULLERTON  
**FT ATTEMPTED:** 12 (2x)  
**REBOUNDS:** 14 by Dedric Lawson of #1 KANSAS  
**ASSISTS:** 7, Austen Awosika of CSU FULLERTON  
**STEALS:** 4 (2x)  
**BLOCKS:** 4 by Nicolas Claxton at Georgia  
**TURNOVERS:** 6 by Matt Bradley at California  
**FOUL OUTS:** 11 times

### ASU STARTING LINEUPS 2018-19 (6)

Cheatham, Dort, Edwards, Lawrence, White (1-0 vs. CSF)  
Cheatham, Dort, Lawrence, Martin, White (6-3)  
Cheatham, Cherry, Dort, Lawrence, White (2-1)  
Cheatham, Edwards, Lake, Lawrence, White (1-0 vs. CU)  
Cheatham, Dort, Edwards, Lawrence, White (1-0 at Cal)  
Cheatham, Dort, Edwards, Martin, White (1-1 at Stanford/vs. OSU)



## SUN DEVIL CAREER HIGHS/SUN DEVIL RECORD WHEN

### BOBBY HURLEY ERA STATS (61-52)

Year	15-16	16-17	17-18	18-19	TOTAL
<b>Record:</b>	15-17	15-18	20-12	12-5	62-52
<b>More rebounds:</b>	12-3	9-3	13-1	11-4	45-11
<b>Lead at half:</b>	11-3	11-4	13-1	9-2	44-10
<b>Trail at half:</b>	4-14	4-14	7-11	3-3	18-42
<b>Shoot more FTs:</b>	13-4	11-6	18-3	8-1	50-14
<b>Better/Same FG%:</b>	9-1	13-0	15-2	9-0	46-3
<b>Shot worse FG%:</b>	6-16	2-18	5-10	3-5	16-48
<b>Shot &gt; 50% FG:</b>	3-0	3-2	10-0	4-0	20-2
<b>Shot &lt; 50% FG:</b>	12-17	12-16	10-12	8-5	42-50
<b>More TOs:</b>	4-11	4-4	4-2	5-2	17-19
<b>Same/Less TOs:</b>	11-6	11-14	15-11	7-3	44-34
<b>Home Games:</b>	11-5	9-7	13-4	8-2	41-18
<b>Road Games:</b>	3-9	4-6	4-6	2-2	13-23
<b>Neutral Sites:</b>	1-2	2-5	3-2	2-1	8-10
<b>Non Pac-12:</b>	10-3	7-6	12-1	9-3	38-13
<b>Pac-12 Season:</b>	5-13	7-11	8-10	3-2	23-36
<b>Pac-12 Tourn.:</b>	0-1	1-1	0-1	0-0	1-3
<b>3 points or less:</b>	3-3	4-3	4-2	2-1	13-9
<b>6 points or less:</b>	3-6	5-3	4-7	5-2	17-18

### #0 LUGUENTZ DORT SUN DEVIL HIGHS

**POINTS:** 33 vs. Utah State (11/21/18)

**FG MADE:** 10 vs. Utah State (11/21/18)/McNEESE (11/9/18)

**FG ATTEMPTS:** 22 vs. CAL STATE FULLERTON (11/6/18)

**3-PT FG MADE:** 3 (5x)

**3-PT FG ATTEMPTED:** 10 vs. TEXAS SOUTHERN

**FREE THROWS MADE:** 11 vs. Utah State (11/21/18)

**FREE THROWS ATTEMPTED:** 14 vs. Utah State (11/21/18)

**REBOUNDS:** 12 vs. LONG BEACH STATE (11/12/18)

**ASSISTS:** 5 vs. #1 KANSAS

**STEALS:** 3 (3x)

**MINUTES:** 39 vs. Utah State (11/21/18)

### #1 REMY MARTIN SUN DEVIL HIGHS

**POINTS:** 24 at California (1/9/19)

**REBOUNDS:** 8 at Georgia (12/15/18)

**ASSISTS:** 9 vs. LONGWOOD (12/19/17)

**FG MADE:** 10 vs. UTAH (1/3/19)

**FG ATT:** 20 at Georgia (12/15/18)

**3-PT MADE:** 5 at California (1/9/19)

**FT MADE:** 8 vs. LONG BEACH STATE (11/12/18)

**FT ATT.:** 10 vs. LONG BEACH STATE (11/12/18)

**MINUTES:** 36 vs. PRINCETON (12/29/18)

### #2 ROB EDWARDS HIGHS

**CLEVELAND STATE POINTS:** 32 at Oakland (1/16/17)

**ASU POINTS:** 15 vs. #1 KANSAS (12/22/18)

**3-POINT FIELD GOALS:** 3 (5x)

**REBOUNDS:** 6 (2x) at California (1/9/19)

**MINUTES:** 41 vs. CAL STATE FULLERTON (11/6/18)

### #3 MICKEY MITCHELL SUN DEVIL HIGHS

**POINTS:** 12 (2x) at California (1/20/18)

**REBOUNDS:** 13 vs. Vanderbilt (12/17/17)

**ASSISTS:** 5 vs. Oregon (1/11/18)

**MINUTES:** 33 at Stanford (1/17/18)

### #10 VITALIY SHIBEL SUN DEVIL HIGHS

**POINTS:** 11 vs. St. John's (12/8/17)

**REBOUNDS:** 8 vs Idaho State (11/10/17)

**3PT MADE:** 3 at Cal (1/20/18) and vs. St. John's (12/8/17)

**ASSISTS:** 4 vs. Idaho State (11/10/17)

**MINUTES:** 28 vs. St. John's (12/8/17)

### #14 KIMANI LAWRENCE SUN DEVIL HIGHS

**POINTS:** 22 vs. #15 Mississippi State (11/19/18)

**REBOUNDS:** 8 (2x) at Vanderbilt (12/17/18)

**ASSISTS:** 5 (2x) vs. TEXAS SOUTHERN (12/1/18)

**MINUTES:** 39 (2x) vs. TEXAS SOUTHERN (12/1/18)

### #23 ROMELLO WHITE CAREER HIGHS

✓ AAU coach was Jerry Stackhouse

**POINTS:** 25 vs Northern Arizona (11/17/17)

**2018-19 POINTS:** 19 vs. COLORADO/TEXAS SOUTHERN

**REBOUNDS:** 15 vs San Diego State (11/14/17)

**FG MADE:** 10 (2x) at Washington State (2/4/18)

**FG ATTEMPTED:** 12 vs Northern Arizona (11/17/17)

**FREE THROWS MADE:** 11 at Stanford (1/17/18)

**FREE THROWS ATTEMPTED:** 14 at Stanford (1/17/18)

**BLOCKS:** 3 vs Idaho State

**MINUTES:** 39 vs Kansas State (11/23/17)

### #32 DE'QUON LAKE CAREER HIGHS

**POINTS:** 24 vs Idaho State (11/10/17)

**REBOUNDS:** 12 (2x) at Oregon (2/22/18)

**FG MADE:** 8 vs Idaho State (11/10/17)

**FG ATTEMPTED:** 9 vs. Utah (1/25/18)

**FREE THROWS MADE:** 8 (2x) Longwood (12/19/17)

**FREE THROWS ATTEMPTED:** 14 vs Idaho State (11/10/17)

**BLOCKS:** 7 vs. Pacific (12/22/17)

**MINUTES:** 29 vs Kansas State (11/23/17)

### #35 TAESHON CHERRY CAREER HIGHS

**POINTS:** 19 vs. Nebraska Omaha (11/28/18)

**REBOUNDS:** 6 vs. OREGON STATE (1/17/19)

**STEALS:** 4 vs. #1 KANSAS (12/22/18)

**3-PT FG MADE:** 4 vs. OREGON STATE/TEXAS SOUTHERN

**MINUTES:** 31 vs. (2x) vs. TEXAS SOUTHERN (12/1/18)

### #45 ZYLAN CHEATHAM SUN DEVIL HIGHS

**POINTS:** 17 at California (1/9/19)/vs. UTAH (1/3/19)

**SDSU POINTS:** 18 vs. Savannah State (11/28/16)

**REBOUNDS:** 14 at Vanderbilt (12/17/18)

**ASSISTS:** 10 vs. TEXAS SOUTHERN (12/1/18)

**MINUTES:** 37 vs. (2x) TEXAS SOUTHERN (12/1/18)

# 2018-19 SUN DEVIL TV ROSTER




**0 LUGUENTZ DORT**

G 6-4 215 FR  
Montreal, Canada




**1 REMY MARTIN**

G 6-0 170 SO  
Chatsworth, CA




**2 ROB EDWARDS**

G 6-4 205 RS-JR  
Detroit, MI



**3 MICKEY MITCHELL**

F 6-7 225 RS-JR  
Orlando, FL



**5 KYLE FEIT**

G 6-4 190 FR  
West Palm Beach, FL



**10 VITALIY SHIBEL**

F 6-9 220 SO  
Ivano-Frankivsk, Ukraine



**11 ELIAS VALTONEN**

G 6-7 195 FR  
Eura, Finland



**14 KIMANI LAWRENCE**

F 6-7 210 SO  
Providence, RI




**21 JACK ROGGIN**

G 6-0 165 SO  
Calabasas, CA




**23 ROMELLO WHITE**

F 6-8 235 SO  
Atlanta, GA




**24 JORDAN SALZMAN**

G 5-10 165 SO  
Locust Valley, N.Y.



**25 GRANT FOGERTY**

G 5-11 170 SO  
Scottsdale, AZ



**31 TREVOR THOMPSON**

G 6-2 175 RS-FR  
Phoenix, AZ




**32 DE'QUON LAKE**

F 6-9 235 SR  
Charlotte Amalie, St. Thomas



**34 UROS PLAVSIC**

C 7-0 240 FR  
Smederevo, Serbia



**35 TAESHON CHERRY**

F 6-8 210 FR  
El Cajon, CA



**45 ZYLAN CHEATHAM**

F 6-8 215 RS-SR  
Phoenix, AZ