

2020 Sun Devil Baseball

GAME NOTES - BOSTON COLLEGE

#8 ARIZONA STATE

2-3 (0-0 Pac-12)

@ASU_Baseball

@TheSunDevils

GAMES 6-8

Feb. 21-23

6:30 p.m. / 6:30 / 12:30 p.m.

Phoenix Municipal Stadium

Phoenix, Ariz.

Watch: Pac-12 Live Stream (All)

Radio: Blaze Radio

BOSTON COLLEGE

3-1/0-0

@BCBirdBaseball

@BCEagles

Five-Time NCAA Champions (1965, 1967, 1969, 1977, 1981) | 22 College World Series Appearances | 21 Conference Championships | 127 All-Americans | 14 National Players of the Year | 11 College Baseball Hall of Famers



ASU_BASEBALL



SUN DEVIL BASEBALL



ASU_BASEBALL

MEDIA RELATIONS CONTACT

Jeremy Hawkes

jdhawkes@asu.edu | C: 520-403-0121 | O: 480-965-9544

#10THINGS (Twitter-Friendly Notes)

1. The Sun Devils logged 94 home runs last season, leading the nation in home runs per game and a Pac-12 record in the BBCOR era.

2. @spenny leads the nation in being walked nine times this season, five of which have been of the intentional variety

3. @spenny has at least one hit in 95 of his 117 career games at ASU and has multiple hits in 47 of those.

4. @spenny has played in 31 weekend series/postseason tournaments in his career and homered at least once in 25 of those.

5. All five Sun Devil pitchers have recorded a quality start through ASU's first five games, the first such five-game stretch of QS's since 2011.

6. It is the first time in recorded history that ASU has had five DIFFERENT pitchers record a quality start in five straight games.

7. Against OSU, @ErikTolman became the first Sun Devil to strike out 12 batters in 6 or fewer innings of work since Mitchell Lambson in 2009.

8. ASU's 61 double plays last season were fourth in the nation as the Devils tied a school record with a .976 fielding percentage.

9. ASU's 18 total strikeouts against Oklahoma State were the most its had against a Power Five team since 1998 (Cal).

10. Early returns on new pitching coach Jason Kelly have been largely positive with ASU second in the Pac-12 with a team 2.20 ERA.

#BYTHENUMBERS

The Sun Devils led the nation in home runs during the 2019 regular season with 92 (finishing with 94 including the postseason), the most since the 1993 Sun Devils recorded 97 homers. The Sun Devils were the NCAA statistical champion in home runs per game at 1.65. The 94 homers were easily a Pac-12 record for the BBCOR era of batting standards, surpassing Oregon State's total of 67 in 2018. ASU was the first Power Five school in that BBCOR era to have multiple players reach the 20-home run milestone thanks to Torkelson (23) and Bishop (22).

ASU's 18 strikeouts against #24 Oklahoma State were the most for against a Power Five program since March 21, 1998, against Cal. It was the most, period, since a 21-strikeout effort in 2001 against a now defunct Southern Utah program. Erik Tolman struck out 12 - the most for an ASU pitcher since Ryan Kellogg had 12 strikeouts against Oregon on May 12, 2014. It took Kellogg eight innings to get to that mark, while Tolman was able to reach the number in just six innings of work. It was the most strikeouts in six or fewer innings since Mitchell Lambson had 12 on March 14, 2009 in 5.2.

The Sun Devil pitching rotation has had as effective of a five-game stretch to open the season as it has in recent memory. The Sun Devils have not allowed **more than five runs** in each of the first five games, the first time accomplishing that feat to start a season since 2012. **Each of ASU's five separate starting pitchers has recorded a quality start** in their first outing of the season (3 or fewer earned runs in 6.0+ innings of work). **ASU's five consecutive quality starts are the most since a seven-game stretch in 2011.**

Opponents have wanted no part of Spencer Torkelson this season, intentionally walking him five times through the first five games. Torkelson was electric in the first two games of the season, sending each of his first two hits of the 2020 season out of the ball park. The junior now has 50 homers in his career and is within six of tying Bob Horner's long-standing school record of 56. He needs two home runs to move into sole possession of second in ASU history (Jeff Larish, 51)

2020 @ASU BASEBALL Schedule

Date	Opponent	Time/Score
14-Feb	Villanova	W, 4-1
15-Feb	Villanova	L, 1-2
15-Feb	#8 Michigan	L, 0-5
16-Feb	Villanova	W, 6-4
18-Feb	#24 Oklahoma State	L, 1-2
21-Feb	Boston College	6:30 PM
22-Feb	Boston College	6:30 PM
23-Feb	Boston College	12:30 PM
25-Feb	New Mexico State	6:30 PM
28-Feb	Nebraska	6:30 PM
29-Feb	Nebraska	6:30 PM
1-Mar	Nebraska	12:30 PM
3-Mar	at Fullerton	6:00 PM
4-Mar	at Fullerton	6:00 PM
6-Mar	Fresno State	6:30 PM
7-Mar	Fresno State	6:30 PM
8-Mar	Fresno State	12:30 PM
10-Mar	Arizona#	6:30 PM
13-Mar	Utah*	6:30 PM
14-Mar	Utah*	6:30 PM
15-Mar	Utah*	12:30 PM
20-Mar	at Oregon State*	5:35 PM
21-Mar	at Oregon State*	1:35 PM
22-Mar	at Oregon State*	1:05 PM
27-Mar	at Stanford*#	7:00 PM
28-Mar	at Stanford*#	1:00 PM
29-Mar	at Stanford*#	2:00 PM
31-Mar	at Santa Clara	6:00 PM
3-Apr	Washington*	6:30 PM
4-Apr	Washington*	6:30 PM
5-Apr	Washington*	12:30 PM
7-Apr	GCU	6:30 PM
9-Apr	Cal*#	7:00 PM
10-Apr	Cal*#	7:00 PM
11-Apr	Cal*	12:30 PM
15-Apr	at Long Beach State	6:00 PM
17-Apr	at UCLA*#	7:00 PM
18-Apr	at UCLA*#	2:00 PM
19-Apr	at UCLA*#	2:00 PM
21-Apr	at GCU	6:00 PM
24-Apr	at Arizona*#	6:00 PM
25-Apr	at Arizona*#	6:00 PM
26-Apr	at Arizona*#	3:00 PM
28-Apr	at UNLV	6:05 PM
1-May	USC*	6:30 PM
2-May	USC*	6:30 PM
3-May	USC*	12:30 PM
8-May	at Washington State*	6:05 PM
9-May	at Washington State*	2:05 PM
10-May	at Washington State*	12:05 PM
15-May	Oregon*#	6:00 PM
16-May	Oregon*#	2:00 PM
17-May	Oregon*#	1:00 PM
21-May	UC Riverside	6:30 PM
22-May	UC Riverside	6:30 PM
23-May	UC Riverside	12:30 PM

All times local

* - Indicates a Pac-12 Conference game

- Indicates a Pac-12 Network Game

^ - Indicates a Pac-12 Live Stream Game

PROJECTED STARTERS

ASU	ERA	W-L	IP	SO	BB	Opp. Avg
LHP Cooper Benson	2.84	0-1	6.1	8	0	.250
RHP Tyler Thornton	2.70	0-0	6.2	8	3	.048
LHP Justin Fall	0.00	0-0	6.0	6	3	.143

BC	ERA	W-L	IP	SO	BB	Opp. Avg
RHP Mason Pelio	3.60	1-0	5.0	4	2	.250
RHP Joe Mancini	6.75	0-0	4.0	2	3	.368
RHP Emmet Sheehan	16.88	0-1	2.2	2	6	.417

Team	Pac-12				Overall				Last 10	Streak
	W	L	T	Pct	W	L	T	Pct		
UCLA	0	0	0	.000	4	0	0	1.000	4-0	W 4
Arizona	0	0	0	.000	3	1	0	.750	3-1	L 1
USC	0	0	0	.000	2	1	0	.667	2-1	W 1
Washington	0	0	0	.000	2	2	0	.500	2-2	W 2
Oregon State	0	0	0	.000	2	2	0	.500	2-2	L 1
Arizona State	0	0	0	.000	2	3	0	.400	2-3	L 1
Washington State	0	0	0	.000	1	3	0	.250	1-3	L 3
Utah	0	0	0	.000	1	3	0	.250	1-3	L 2
California	0	0	0	.000	1	3	0	.250	1-3	L 1
Stanford	0	0	0	.000	1	3	0	.250	1-3	L 1
Oregon	0	0	0	.000	0	4	0	.000	0-4	L 4

Five-Time NCAA Champions (1965, 1967, 1969, 1977, 1981) | 22 College World Series Appearances | 21 Conference Championships

127 All-Americans | 14 National Players of the Year | 11 College Baseball Hall of Fame Members

442 Major League Baseball Draft Picks | 111 Major Leaguers | 50 Major League Baseball First-Round Draft Picks

TWITTER: @ASU_BASEBALL

INSTAGRAM: @ASU_BASEBALL

FACEBOOK: SUNDEVILBASEBALL

2020 Sun Devil Baseball

QUICK FACTS/MEDIA INFORMATION

GENERAL INFORMATION

Location	Tempe, Ariz.
Founded	1885
Enrollment	103,410
Nickname	Sun Devils
School Colors	Maroon and Gold
Home Field	Phoenix Municipal Stadium
Capacity	5,300
Muni Dimensions	Lines: 333 (LF) 334 (RF) Alleys: 385 CF: 395
Surface	Grass
Affiliation	NCAA Div. I
Conference	Pac-12
President	Dr. Michael Crow
VP of Athletics	Ray Anderson
Athletic Dept. Phone	(480) 965-3482
Ticket Office Phone	(480) 727-0000
Athletics Department Address	Carson Student-Athlete Center
.....	500 East Veteran's Way
.....	P.O. Box 872505
.....	Tempe, AZ 85287-2505

PROGRAM HISTORY

First Year of Baseball	1907 (7-2)
Start of NCAA Baseball	1959 (28-18-1)
All-Time Record	2897-1465-8 (.664)*
Modern Era Record (Since Joining NCAA)	2566-1123-4*
National Championships	5 ('65, '67, '69, '77, '81)
Years in CWS/Last	22 (2010)*
All-Time CWS Record	61-38 (.616)*
NCAA Appearances/Last	40 (2019)*
NCAA Tournament Record	170-80 (.680)*
Best Record All-time	64-6 (.914) - 1972
Last All-Americans	2019 (2)
.....	Hunter Bishop (Unanimous)
.....	Spencer Torkelson (Unanimous)

* - ASU vacated 44 wins, the Pac-10 title and the College World Series appearance from 2007. Records do not reflect the vacations.

COACHING STAFF

Head Coach	Tracy Smith (6th/24th overall)
Alma Mater	Miami (Ohio) (1989)
Record at ASU (Years)	157-132 (6)
Career Division I (Years)	761-589-1 (23)
Associate Head Coach	Ben Greenspan (6th year)
Assistant Coach/Pitching	Jason Kelly (1st Year)
Volunteer Assistant Coach/Hitting	Michael Earley (4th year)
Dir. of Operations	Daniel Stolper (3rd year)
Strength & Conditioning	Jason Robbins (6th year)
Athletic Trainer	Jesse Lowman (6th year)
Dir. of Community Relations	Armando Flores (13th year)

SPORTS INFORMATION

Baseball Contact	Jeremy Hawkes
Office	480-965-9544
Cell	520-403-0121
E-Mail	jdhawkes@asu.edu
Director of Sports Information	Doug Tammara
Email	tammara@asu.edu

2019 RECAP

Overall Record	38-19
Conference record	16-13
Home record	27-7
Away record	10-10
Neutral site record	1-2
Postseason	NCAA Regional Finalist
Final national finish	T-33rd
Conference finish	5th
Players Drafted	5

MEDIA INFORMATION

Credentials

All credential requests should be sent via email to Jeremy Hawkes (jdhawkes@asu.edu).

Interview Policy

Sun Devil Baseball's weekly media availability with vary week-to-week based on the season's schedule. Media Relations Director Jeremy Hawkes will reach out each week to confirm availability dates. Media planning to attend must contact Jeremy Hawkes (520-403-0121/ jdhawkes@asu.edu) ahead of time and inform him of their plans or to be added to the distribution list.

Throughout the season's schedule, ASU will host postgame interviews in the Omaha Room located in the home locker room following coach's postgame talk with the team. Media members should request players at the beginning of the ninth inning. Please contact Jeremy Hawkes or a member of the media relations staff in the press box to coordinate those interviews. Media members who wish to schedule an interview outside of practice must contact Jeremy Hawkes.

Photography/Videography

Accommodations for B-Roll purposes at practice can be made through Jeremy Hawkes (jdhawkes@asu.edu). During games, credentials must be worn in plain view throughout the game while on the field and all photographers must adhere to painted lines and instructions given by security personnel and/or Arizona State staff members at all times. Shooting areas are designated camera wells on the far side of both the visitor's and home team's dugouts. At no point during game action should a member of the media be on the field of play. Contact Jeremy Hawkes for any details regarding shooting game action.

Media Highlights Policy

Highlights Include Pac-12 Networks/ESPN/FOX network broadcasts (including affiliates such as ABC and ESPNU and CBS sublicensed telecasts), all home hosted non-televised competitions including those that are live streamed and any other sport events in which the Pac-12 controls the exhibition rights. No third-party organization may post competition footage of any Pac-12 game, non-conference home game or other contest for which the Pac-12 controls the media rights on its website without a license to the content from the Pac-12 Networks or its licensing partner (Wazee Digital), with the exception of news window privileges described below. Alternatively, third parties are permitted to post video on their websites through the use of the Pac-12 Digital embeddable video player (embed code available at <http://video.pac-12.com>). Certified broadcast news outlets may use a maximum of 3 minutes of Pac-12 event footage on their regularly scheduled newscasts during the 48-hour news window following the conclusion of included events. If the highlights from a Pac-12 Networks production do not contain the Pac-12 Networks bug, the news outlet must insert "Courtesy of Pac-12 Networks" over the footage. Excerpts of those newscasts containing these highlights may also be posted to news providers' websites, but must be removed 48 hours after the conclusion of any included event, unless a license for that footage is obtained from Pac-12 Conference or its licensing Partner (Wazee Digital). Highlights may not be posted to YouTube, Facebook, or other social media properties.

2020 Media Coverage

The vast majority the Sun Devils games this season will be available to fans via the Pac-12 Network or the Pac-12 Live Stream online and a total of 12 games overall are scheduled to be televised live through the Pac-12 Networks.

The Sun Devil Sports Radio Network is scheduled to broadcast 33 Sun Devil Baseball games this season between NBC Sports Radio AM 1060. Fans can listen to the broadcasts on the radio or via the TuneIn app on thesundevils.com. Links to the streaming audio can be found on the online baseball schedule.

Tim Healey is set to serve his 22nd season as the "Voice of the Sun Devils" on baseball broadcasts and will be joined for the fourth-straight season by color analyst Max Rossiter, who was an all-conference catcher for the Devils from 2012-13.

Head Coach Tracy Smith's weekly radio show, "Dugout Chatter," will debut March 25 on NBC Sports Radio AM 1060. The 30-minute show will run mainly on Wednesday's at 7 p.m. for nine weeks and is hosted by Tim Healey.

2020 Sun Devil Baseball

GAME NOTES/ROSTERS

PHOENIX -- Sun Devil Baseball will host its second consecutive series to open the season, welcoming Boston College for a three-game set beginning this Friday, Feb. 21 at Phoenix Municipal Stadium. Friday and Saturday's tilts will get underway at 6:30 p.m. AZT while the finale is set for a 12:30 p.m. first pitch on Sunday. All three games will be available to be streamed live through the Pac-12 Network Live Stream.

Follow the Action

- All games this weekend will be carried through the Pac-12 Network Live Stream, available at: <https://pac-12.com/live/arizona-state-university>.
- Fans are encouraged to follow along in-game content throughout the weekend on the Sun Devil Baseball

On The Eagles

- ASU is 5-0 all-time against Boston College and but have not seen each other since a dominant four-game series for the Sun Devils back in 1999 that included one game where ASU set a school record with 10 doubles. ASU scored 20 or more runs in three of the four games.
- BC went 3-1 on opening weekend against Northern Illinois in Winter Haven, Fla. Three senior Eagles went 6-for-13 in the series, including shortstop Brian Dempsey, who hit an opening day home run and totaled a team-high seven RBI.
- First baseman Jack Cunningham hit two doubles and outfielder Joe Suozzi added a triple. Sophomore outfielder Sal Frelick returned to the lineup and went 5-for-14 with six runs and three stolen bases.
- Sophomore right-hander Mason Pelio gets the ball on Friday night. He went five innings with two runs against him and four strikeouts in the opening day win vs. NIU.
- The BC game hat features a "Strike Out ALS" patch on the side and this year the Eagles honor former captain Pete Frates with a "PF3" patch on each jersey. Frates, diagnosed with ALS in 2012, was an avid fundraiser and advocate for a cure by spreading awareness, including the Ice Bucket Challenge. He passed on Dec. 9, 2019. The Sun Devils will honor Pete prior to Sunday's contest.

Fear the Tork

- Projected as No. 1 Overall Pick in several early MLB mock drafts and a unanimous Top-3 Pick in any mock draft he's not listed No. 1, junior first baseman Spencer Torkelson figures to pace a potent offense against this season.
- The junior opened the season with a bang with each of his first two hits of the campaign leaving the ball park in the series against Villanova. The Wildcats didn't need a third reminder, and Torkelson was intentional walked four times over the rest of the series.
- Torkelson leads the nation with nine walks through five games, five of which of the intentional variety.
- Torkelson has 50 homers in his career, needing just seven to surpass Bob Horner's long-standing school record of 56 and two to move into sole possession of second in ASU history (Jeff Larish, 51).
- Torkelson needs 23 home runs to break into the NCAA all-time Top-10 in career homers and in doing so would become the first player in the BBCOR era to even sniff the feat. He would be just the second player since 2000 to have a career home run tally that left him in the Top-10 in NCAA homers (Matt LaPorta, Florida).

#TorksUp

- Last season, Torkelson was the Pac-12 home run leader for the second season in a row, finishing the season with 23 – good for fifth in the nation. He became the first Pac-12 player to lead the conference in homers in back-to-back seasons since Oregon State's Michael Conforto 2012 and 2013, though it should be noted Conforto only hit 13 and 11 in those seasons.
- Torkelson is only the third player in Pac-12 history to have back-to-back 20+ home run seasons.
- Torkelson ranked in the Top-10 in the Pac-12 in a slew of categories including homers (1st), walks (41/8th), average (.351/8th), hits (85/3rd/33rd nationally), runs (69/3rd/18th nationally), RBIs (66/2nd/27th nationally), slugging (.707/3rd/17th nationally) and total bases (171/1st/5th nationally).
- Torkelson led the team with 27 hits with runners in scoring position, recording 27 hits on 67 chances (.403)
- He was an extremely tough out to end the inning, extending the inning 26-of-67 times with two outs (.388) with a team-best 35 two-out RBI - 15 more than any other player on the roster.
- Hit or not, Torkelson consistently found a way to successfully advance baserunners, doing so 71 times on 142 opportunities (.500).
- With his first home run in the series against Cal, Torkelson has homered in every single Pac-12 ballpark in the league despite being just a sophomore.
- Torkelson has played 29 weekend series at ASU and homered at least once in 23 of those. He has played 20 Pac-12 series and homered in 18 - the season finales against Cal (2018) and Stanford (2019) being the only exceptions
- Defensively, Torkelson made huge strides and helped turn 10 more double plays than any other player in the Pac-12 (57), which was a testament to some of the impressive stretches and picks he has made to make those possible.
- He had just four errors on the year despite being sixth in Pac-12 in defensive chances (476) and one of those came while he was playing out of position in right field for one inning in a game earlier this season.
- Joined Brett Wallace as the only other player in Sun Devil history to be a two-time semifinalist for the Golden Spikes Award.

NUMERICAL QUICK ROSTER

No.	Name	Pos.	Cl.	B/T
3	Cacchione, Dom	So.	RHP	R/R
4	La Flam, Luke	So.	RHP	R/R
5	Williams, Alika	Jr.	INF	R/R
6	Swift, Drew	Jr.	INF	R/R
8	Cheema, Nick	Sr.	C	R/R
9	Ferri, Sam	R-Jr.	C	R/R
10	Garcia, Dusty	So.	OF	L/R
11	Dabovich, RJ	Jr.	RHP	R/R
12	Benson, Cooper	Fr.	LHP	L/L
14	Workman, Gage	Jr.	INF	S/R
15	Tolman, Erik	So.	LHP/UTL	L/L
17	Denson, Myles	Sr.	OF	R/R
18	Hauver, Trevor	Jr.	OF	L/R
19	Vander Kooi, Boyd	Jr.	RHP	R/R
20	Torkelson, Spencer	Jr.	INF	R/R
22	Burzell, Blake	So.	RHP	R/R
23	Fall, Justin	Jr.	LHP	L/L
24	Wallerstedt, Nick	Fr.	RHP	R/R
25	Levine, Will	So.	RHP	R/R
26	Osman, Graham	Fr.	LHP	L/L
27	Jump, Hunter	Jr.	OF	L/R
29	Thornton, Tyler	So.	RHP	R/R
30	Corrigan, Brady	Jr.	RHP	R/R
32	Barnett, Bryce	Fr.	RHP	R/R
35	McLain, Sean	Fr.	INF/OF	R/R
36	Tomczak, Seth	Fr.	RHP	L/R
37	Helmin, Alex	Fr.	OF	R/R
38	Nager, Seth	Fr.	OF	L/R
40	Ogg, Alexander	Fr.	RHP	R/R
41	Bodlovich, Christian	Fr.	RHP	R/R
43	Marshall, Danny	Fr.	LHP	L/L
45	Dennie, Cam	Fr.	RHP	R/R
46	Baez, Nathan	Fr.	INF	R/R
48	Kalmer, Brian	Fr.	OF	R/R

ALPHABETICAL QUICK ROSTER

No.	Name	Pos.	B/T	Cl.
46	Baez, Nathan	Fr.	INF	R/R
32	Barnett, Bryce	Fr.	RHP	R/R
12	Benson, Cooper	Fr.	LHP	L/L
41	Bodlovich, Christian	Fr.	RHP	R/R
22	Burzell, Blake	So.	RHP	R/R
3	Cacchione, Dom	So.	RHP	R/R
8	Cheema, Nick	Sr.	C	R/R
30	Corrigan, Brady	Jr.	RHP	R/R
11	Dabovich, RJ	Jr.	RHP	R/R
45	Dennie, Cam	Fr.	RHP	R/R
17	Denson, Myles	Sr.	OF	R/R
23	Fall, Justin	Jr.	LHP	L/L
9	Ferri, Sam	R-Jr.	C	R/R
10	Garcia, Dusty	So.	OF	L/R
18	Hauver, Trevor	Jr.	OF	L/R
37	Helmin, Alex	Fr.	OF	R/R
27	Jump, Hunter	Jr.	OF	L/R
48	Kalmer, Brian	Fr.	OF	R/R
4	La Flam, Luke	So.	RHP	R/R
25	Levine, Will	So.	RHP	R/R
43	Marshall, Danny	Fr.	LHP	L/L
35	McLain, Sean	Fr.	INF/OF	R/R
38	Nager, Seth	Fr.	OF	L/R
40	Ogg, Alexander	Fr.	RHP	R/R
26	Osman, Graham	Fr.	LHP	L/L
6	Swift, Drew	Jr.	INF	R/R
29	Thornton, Tyler	So.	RHP	R/R
15	Tolman, Erik	So.	LHP/UTL	L/L
36	Tomczak, Seth	Fr.	RHP	L/R
20	Torkelson, Spencer	Jr.	INF	R/R
19	Vander Kooi, Boyd	Jr.	RHP	R/R
24	Wallerstedt, Nick	Fr.	RHP/UTL	R/R
5	Williams, Alika	Jr.	INF	R/R
14	Workman, Gage	Jr.	INF	S/R

TWITTER: @ASU_BASEBALL

INSTAGRAM: @ASU_BASEBALL

FACEBOOK: SUNDEVILBASEBALL

2020 Sun Devil Baseball

GAME NOTES

Alike Like That

- Alike Williams quietly continued to put up impressive numbers as a sophomore in 2019, embracing his role as a cleanup hitter with All-Pac-12 honorable mention accolades with a .333 batting average with 53 RBIs - easily a career high in the category. He had just 20 total RBIs as a freshman.
- When he did get RBIs, he tended to get a lot of them. He had 16 multi-RBI games was second on the team with nine games with three or more RBIs.
- Williams homered four times and recorded 12 doubles and three triples. He slugged .474 on the season - nearly 150 points higher than his freshman total of .333. With 19 extra-base hits on the year, he far surpassed his freshman total of nine.
- The sophomore was incredible when falling behind in counts, posting a .409 average (18-of-44) when facing 1-2 counts. Of his 71 hits on the year, 41 came from behind in the count.
- He was 37-of-105 (.352) on two-strike hitting on the year - striking out a team-low 28 times while walking 33 times, making him the only player on the roster with more walks than strikeouts.
- 20 of his 53 RBIs (.377) came when falling behind in counts.
- The sophomore was incredible at advancing baserunners this season, leading the team with a .593 average with 73 advancements on 123 opportunities.
- Williams was ASU's most productive hitter with the bases loaded, going 7-for-14 (.500) with a team-best 16 RBIs.
- Defensively, Williams was second in the Pac-12 with 149 defensive assists.
- He has helped turn 36 double plays, which was good for fourth overall in the Pac-12 and first among non-first basemen.
- His defensive efforts allowed him to be named a member of the Pac-12 All-Defensive team as a result.

Putting in the Work

- Gage Workman was one of the hottest players in the Sun Devil lineup of at the end of last season and finished the year batting .330 with 40 runs scored, 42 RBIs and eight home runs. He had hits in 20 of the final 26 games and multiple hits in 12 of those.
- He was second on the team with 20 two-out RBIs and successfully advanced runners 63 times on 125 chances (.504)
- In Pac-12 only games, Workman had a .330 average - the best total on the squad while his 25 Pac-12 RBIs were second on the team.
- In Pac-12 only games, Workman was tied for 10 in the league with 19 walks.
- His .430 on-base percentage was 12th in Pac-12 games and the second-best among all Sun Devils in the category. His .623 slugging percentage in Pac-12 games was 9th in the league and second on the team.
- Workman had eight home runs on the season, a new career high. His 23 extra-base hits surpassed his freshman total of 20.
- The sophomore earned Honorable Mention honors on the All-Pac-12 team.
- Workman had just three errors in Pac-12 games at third base on 80 chances (.964) and helped turn 17 double plays on the season en route to Pac-12 Defensive Honorable Mention honors.

Trev Lightly and Carry a Big Stick

- Trevor Hauver breakout sophomore campaign in which he was named to the Pac-12 Honorable Mention team as well as earning a second-team nod on the ABCA All-West Region team
- Spent the majority of the season as the leadoff batter, recording a .339 average that was good for third on the team behind All-Americans Hunter Bishop and Spencer Torkelson
- Slugged .574 on the year behind 13 home runs (10th in the Pac-12) and 16 doubles (7th in the conference) and reached base at a .433 clip
- Hauver had a 15-game hitting streak at one point in the season, the third-longest streak for a Sun Devil on the year
- He was the top ASU player in games in several categories, posting a seven-RBI game, a five-hit game, a four-walk game and a two-home run game.
- Scored 60 runs, sixth in the Pac-12 and 60th in the country
- As a leadoff batter in an inning, Hauver reached base 37 times this season on 98 chances (.378)
- Hauver was very productive for his teammates as well, successfully advancing runners 68 times on 126 chances (.540). Of ASU's day-to-day starters, Hauver's 32 runners left stranded were the fewest on the team.
- He was light's out with runners in scoring position, leading the team with a .450 average on 27-of-60 hitting while also making it tough for pitchers to get

out of innings with a second-best .370 average on 20-of-54 hitting with two outs.

- Hauver had a case for being ASU's most clutch batter late in games. In innings 7-9, Hauver bat .403 on 25-of-62 hitting with 18 RBIs and 17 runs, easily leading ASU in each of those categories in the late stages of games. Six of his 13 home runs came in those latter stages of games.

Filling the Boyd

- Boyd Vander Kooi is the veteran presence in the starting rotation for the Sun Devils this season and responded in turn with an incredibly efficient 7.2 innings of work against Villanova, allowing just one earned run and striking out five.
- Last season, Vander Kooi Went 4-4 and was second on the team with 85 strikeouts to 39 walks over 95.0 innings pitched
- Posted one of just two of ASU's complete game efforts on the season in his victory over Utah
- Gave ASU at least seven innings in three of his last four outings and posted five quality starts on the season
- Over the final three regular season weekends 2019, Vander Kooi had a team low 2.25 ERA, striking out 22 and walking just 4.
- His 20.0 innings pitched in that time were the most among all players while he allowed just one single extra base hit - also a team low, regardless of starting or relief pitchers.
- Vander Kooi struck out a career high 11 batters in 7.0 scoreless innings against #3 Stanford in the final game of the regular season. He became the first Sun Devil since 2016 to record 11 strikeouts in a game.

Justin Time

- Justin Fall has been named the Friday night starter for the 2020 season and the southpaw junior college transfer will look to fill the void left by Alec Marsh, who was drafted in the second round of the 2019 MLB Draft.
- The first impression was a good one as Fall went 6.0 innings against Villanova with no runs allowed and six strikeouts.
- Fall was ranked by Baseball America as the No. 122 overall prospect in the country for the 2019 MLB Draft but chose to come to Arizona State instead
- Drafted by the Kansas City Royals in the 34th round with the 1009th overall pick of the 2019 MLB Draft
- Fall pent two years at Brookdale Community College after graduating from Toms River South High School
- Pitched 64.1 innings while leading the team with a 1.82 ERA as a sophomore, striking out 68 with just 13 walks on the season and only 13 earned runs allowed
- As a freshman, led Brookdale with 64.1 innings pitched, 72 strikeouts, and five complete games and finished with a 7-2 record in his first season at the Community College level
- Ranked as the #1 prospect in the Atlantic Collegiate League last summer after compiling a 0.90 ERA, and 35 strikeouts in 20 innings...posted an impressive 35-to-12 strikeout to walk ratio.

Every Rose Has Its Thorn

- Saint Mary's transfer Tyler Thornton also figures to play heavily into the Sun Devil pitching rotation.
- Thornton was nigh unhittable in his debut as a Sun Devil, allowing just one hit in 6.2 innings of work
- Thornton was tabbed the National Freshman of the Year (Collegiate Baseball) and National Freshman Pitcher of the Year (NCWBA) and Freshman of the Year of the West Coast Conference.
- Finished the year with a 10-2 record and a 2.71 earned run average in 13 starts.
- His 5.54 hits allowed per nine innings were ranked 11th in the country and first in the West Coast Conference and his 10 wins were also ranked 11th in the nation.
- Along with teammate Carlos Lomeli (also 10 wins), he collected the most wins in a single season by any Gael pitcher since 1991.
- Thornton's 11.08 strikeouts per nine were ranked third in the WCC and his WHIP of 0.97 was also third in the conference (27th in the nation).

Just Like He Drew It Up

- Despite missing three weeks to injury, Drew Swift showed he was one of ASU's most improved hitters throughout the season, in addition to his deft

glove at second base

- Was named to the Pac-12 honorable mention All-Defensive team
- He has nine doubles this season - a career-best - and a triple for 10 extra-base hits on the season despite missing several weeks to injury. He had just two extra-base hits as a freshman
- Swift was a part of 36 double plays, despite the time missed, good for fourth in the Pac-12 in the category and second among non-first basemen. He helped ASU turn 61 double plays on the season - sixth in the nation and first in the Pac-12
- His 135 defensive assists were good for 7th in the Pac-12.
- Managed to reach base at a .375 clip on the season - over .100 points higher than his batting average as he provided a valuable tool at the bottom of the ASU order
- Became the first Sun Devil since Jake Peevyhouse in 2014 to have three doubles in a game, doing so against San Diego.

Pay the Tolman

- Erik Tolman was thrust into several crucial spots as a true freshman this season and responded best when the lights were on, showing off his skills in a number of two-way roles
- Tolman's 2020 debut was absolutely electric as he posted a career-best 12 strikeouts against #24 Oklahoma State - the most for an ASU pitcher since Ryan Kellogg had 12 strikeouts against Oregon on May 12, 2014. It took Kellogg eight innings to get to that mark, while Tolman was able to reach the number in just six innings of work.
- It was the most strikeouts in six or fewer innings since Mitchell Lambson had 12 on March 14, 2009 against Kansas in 5.2 innings.
- In 2019, Tolman went 3-1 with two saves this season and a team-best 3.38 ERA among pitchers averaging at least two innings per game and didn't allow an earned run in 15 of his 24 appearances
- Tolman struck out 49 batters and in 48.0 innings pitched.
- Opponent's .206 batting average against Tolman last year, easily the lowest on the team.
- Tolman was dominant when he has two strikes to his credit in 2020, holding opponents to 4-35 (.114) in 1-2 counts and 5-of-30 (.167) in 2-2 counts with 33 of his 49 strikeouts.
- With runners on the basepath, opponents bat just 17-of-86 (.198) against Tolman in 2020 and he has been shutdown with two outs, limiting the opposition to 8-of-54 (.148) while stranding 53 baserunners.

Pounding The Zone

- ASU's new pitching coach Jason Kelly has made immediate impressions on the Sun Devil pitching staff based on early returns
- The Sun Devil pitching rotation has had as effective of a five-game stretch to open the season as it has in recent memory. The Sun Devils have not allowed more than five runs in each of the first five games, the first time accomplishing that feat to start a season since 2012.
- Each of ASU's five separate starting pitchers has recorded a quality start in their first outing of the season (3 or fewer earned runs in 6.0+ innings of work).
- ASU's five consecutive quality starts are the most since a seven-game stretch in 2011 (one game against Fullerton and series against Arizona and Oregon).
- ASU finished the first week of action second in the Pac-12 and Top-50 nationally with a team 2.20 ERA.
- ASU's 18 strikeouts against #24 Oklahoma State were the most for against a Power Five program since March 21, 1998, against Cal. It was the most, period, since a 21-strikeout effort in 2001 against a now defunct Southern Utah program.

Dab On 'Em

- RJ Dabovich kicked off the 2020 season as the team's closer and responded with two saves in his opening week of work. The junior has posted a 0.0 ERA in 4.1 innings of work in three appearances with six strikeouts.
- A pivotal addition to the Sun Devil rotation last season, RJ Dabovich recorded a 7-1 record while recording three saves
- Started nine games in 2020 - the first eight games of the year and his final appearance in the postseason against Stony Brook - while appearing in relief in seven games
- Struck out 47 batters to 26 walks in 53.0 innings pitched
- Escaped a no-out, bases loaded jam in extra innings at Cal to set up an eventual

ASU victory

- Recorded saves in his first three relief appearances on the season, picking them up against Washington, top-ranked UCLA and Arizona
- Struck out a season-high six in wins against Xavier and Stony Brook - the latter in an elimination game in the 2019 postseason

Chicks Dig The Long Ball

- ASU's power numbers this last season were at another level as the Sun Devils led the nation in home runs during the 2019 regular season with 92 (finishing with 94 including the postseason), the most since the 1993 Sun Devils recorded 97 homers. The Sun Devils were the NCAA statistical champion in home runs per game at 1.65.
- The 94 homers were easily a Pac-12 record for the BBCOR era of batting standards, surpassing Oregon State's total of 67 in 2018.
- ASU was the first Power Five school in that BBCOR era to have multiple players reach the 20-home run milestone thanks to Torkelson (23) and Bishop (22). ASU was just the 5th team in Pac-12 history to have two different players reach 20 homers in one season.
- The Devils had three players with over 10 home runs in Spencer Torkelson (23), Hunter Bishop (22), and Trevor Hauver (13). It was the first time a Sun Devil roster has laid that claim since 2009 (Carlos Ramirez/19, Jason Kipnis/16, Kole Calhoun/12).
- With Hunter Bishop and Spencer Torkelson eclipsing 20 home runs last season after Spencer Torkelson hit 25 as a freshman, it was the first time ASU had a player hit 20 or more home runs in consecutive seasons since 1987 (Tony Mattia/21) and 1988 (Tim Spehr/20).
- Bishop and Torkelson make ASU just the 5th team in Pac-12 history to have players reach 20+ home runs in multiple consecutive seasons, joining ASU '84-85 (Bonds/McDowell), WSU '87-88 (Hooper/Olerud), STAN '90-91 (Griffin/McCarty) and UCLA '97-01 (5 players combined)
- They are first ASU duo to have 20+ HRs in same year. Since the BBCOR batting standards were introduced in '11, ASU is the first Power 5 team to achieve this and just 2nd team overall.
- ASU was just the 5th Pac-12 team in history to have at least two players reach 20+ homers in same season, joining Arizona '93 (Arias/Thompson), UCLA '97 (Glaus/Heinrichs/Valent), UCLA '00 (Johnson/Utley/Scott) and Stanford '08 (Ratliff/Muth)
- Ten different Sun Devils went yard last season, with eight of those doing so 3 or more times.

Pitching For Contact

- The Sun Devil pitching staff did its part to put trust in the defense behind it, a trait of pitching to contact that led to 61 double plays being turned on the season - a total that led the Pac-12 and was fourth nationally.
- ASU's defense did its part in matching the school season record with a solid .976 fielding percentage that was fourth in the league and 50th nationally after consecutive seasons ranked 184th or worse in the category.
- That trusting relationship has played a huge role in ASU escaping numerous jams this season. In total, ASU has stranded 474 opponents on the basepath during the regular season - just a tick under nine stranded runners per game at 8.8 per game.

2020 Sun Devil Baseball

HOME RUNS/DOUBLE PLAYS/PITCHING/TROPHY CASE

HOME RUN TRACKER

Player (Season. No.)	Gm #-Date	Opponent	On Base	Inning	Outs	Count	Score	Final
Spencer Torkelson (1)	1-Feb-14	Villanova	0	4	0	3-2	1-0	4-1
Spencer Torkelson (2)	2-Feb-15	Villanova	0	6	0	3-2	2-1	2-1

GAME-WINNING RBIs (RBI Responsible for Winning Run in Final Score)

Player	Gm #-Date	Opponent	Season #	Inning	Outs	Count	Result	Final
Nick Cheema	1-Feb-14	Villanova	1	7	1	1-2	RBI 1B	4-1

DOUBLE PLAYS

Gm #-Date	Opponent	Pitcher	Scoring	Players	Inning	Outs	Score	Final
1-Feb. 14	Villanova	Fall	543 GDP	Workman-Swift-Torkelson	2	1	0-0	4-1
1-Feb. 14	Villanova	Levine	6U-3 GDP	Williams-Torkelson	7	1	1-1	4-1
2-Feb. 15	Villanova	Vander Kooi	543 GDP	Workman-Swift-Torkelson	5	0	0-0	1-2
2-Feb. 15	Villanova	Vander Kooi	3U-6 GDP	Torkelson-Swift	6	1	0-1	1-2
4-Feb. 16	Villanova	Dabovich	1G-3 DP	Williams-Torkelson	0	0	6-4	6-4

2020 PRESASON TROPHY CASE

Spencer Torkelson

Preseason All-America Teams (Collegiate Baseball News (1st Team); National Collegiate Baseball Writers of America (1st Team); Perfect Game (1st Team); D1Baseball.com (1st Team); Baseball America (1st Team))

Collegiate Baseball News - Preseason National Player of the Year

D1Baseball - Preseason Pac-12 Player of the Year

Alika Williams

Preseason All-America Teams D1Baseball.com (1st Team); Perfect Game (2nd Team); Baseball America (2nd Team)

Gage Workman

Preseason All-America Teams Baseball America (2nd Team)

Trevor Hauver

Preseason All-America Teams NCBWA (3rd Team)

Cooper Benson

D1Baseball - Preseason Pac-12 Freshman of the Year

SAVES

No.	Date	Opponent	Pitcher (Save #)	IP (H, R-ER, BB, K)
1	2-14	Villanova	Dabovich (1)	1.0 (0, 0-0, 0, 1)
2	2-16	Villanova	Dabovich (2)	2.0 (0, 0-0, 0, 2)

QUALITY STARTS

No.	Date	Opponent	Pitcher (QS #)	IP (H, R-ER, BB, K)
1	2-14	Villanova	Fall (1)	6.0 (3, 0-0, 3, 6)
2	2-15	Villanova	Vander Kooi (1)	7.2 (6, 2-1, 2, 5)
3	2-15	#8 Michigan	Benson (1)	6.1 (6, 3-2, 0, 8)
4	2-16	Villanova	Thornton (1)	6.2 (1, 3-2, 3, 8)
5	2-18	#24 OK State	Tolman (1)	6.0 (6-2-2, 3, 12)

2020 Sun Devil Baseball

SERIES STATS AND INDIVIDUAL STREAKS

SERIES STATS

HITTING	W-L	AVG.	R	H	2B	3B	HR	RBI	BB	SO
VILLANOVA	2-1	.157	11	13	3	0	2	8	20	19
STANDALONE GAMES	0-2	.194	1	12	3	0	0	1	7	17

PITCHING	W-L	ERA	H	R	ER	BB	SO	SV	SCORE
VILLANOVA	2-1	1.67	13	7	5	12	27	2	11-7
STANDALONE GAMES	0-2	3.00	15	7	6	9	28	0	1-6

Multiple Hit Games	2	3	4	5+	Total
Swift,Drew	1	-	-	-	1
Ferri,Sam	1	-	-	-	1
TEAM	2	0	0	0	2

Multiple RBI Games	2	3	4	5+	Total
TEAM	0	0	0	0	0

Hitting Streaks	Longest	Current
Hauver,Trevor	3	3
Jump,Hunter	3	3
Baez,Nate	3	-
Ferri,Sam	3	-
Torkelson,Spencer	2	2
Williams,Alika	1	1
Workman,Gage	1	-
Tolman,Erik	1	1
Cheema,Nick	1	-
Swift,Drew	1	1

Reached Base Streaks	Longest	Current
Torkelson,Spencer	5	5
Baez,Nate	4	-
Jump,Hunter	4	4
Hauver,Trevor	4	4
Williams,Alika	3	3
Ferri,Sam	3	-
Kalmer,Brian	2	2
Workman,Gage	2	2
Swift,Drew	2	2
Cheema,Nick	2	-
Tolman,Erik	1	1
Marshall,Danny	1	-

2020 Sun Devil Baseball

ROSTER

PITCHERS (19)

No.	Name	Yr	B/T	HT	WT	Hometown (Last School)
32	Bryce Barnett	Fr.	R/R	6'0"	170	Lockport, Ill. (Providence Catholic)
12	Cooper Benson	Fr.	L/L	6'0"	213	San Luis Obispo, Calif. (San Luis Obispo)
41	Christian Bodlovich	Fr.	R/R	6'0"	210	San Pedro, Calif. (Mira Costa)
22	Blake Burzell	So.	R/R	6'6"	225	Laguna Beach, Calif. (Laguna Beach)
3	Dom Cacchione	So.	R/R	6'2"	175	Menlo Park, Calif. (Sacred Heart Prep)
30	Brady Corrigan	Jr.	R/R	6'2"	210	Plainfield, Ill. (Plainfield North)
11	RJ Dabovich	Jr.	R/R	6'3"	206	Pueblo, Colo. (Pueblo West/Central Arizona)
45	Cam Dennie	Fr.	R/R	6'2"	183	Culver, Ind. (Plymouth)
23	Justin Fall	Jr.	L/L	6'6"	237	Beachwood, N.J. (Toms River South/Brookdale)
4	Luke La Flam	So.	R/R	6'2"	197	Aurora, Colo. (Grandview)
25	Will Levine	So.	R/R	6'2"	205	Mission Viejo, Calif. (Mission Viejo)
43	Danny Marshall	Fr.	L/L	5'10"	153	Queen Creek, Ariz. (Queen Creek)
40	Alexander Ogg	Fr.	R/R	6'5"	177	Bedford Corners, New York (The Harvey)
26	Graham Osman	Fr.	L/L	6'3"	183	Morrison, Colo. (Colorado Academy)
29	Tyler Thornton	So.	R/R	6'3"	178	Solana Beach, Calif. (Santa Fe Christian/St. Mary's)
15	Erik Tolman	So.	L/L	6'2"	193	Lake Forest, Calif. (El Toro)
36	Seth Tomczak	Fr.	L/R	6'3"	181	Jackson, Calif. (Argonaut)
19	Boyd Vander Kooi	Jr.	R/R	6'5"	220	Mesa, Ariz. (Skyline)
24	Nick Wallerstedt	Fr.	R/R	6'3"	178	Tempe, Ariz. (Mountain Pointe)

CATCHERS (2)

9	Sam Ferri	RS Jr.	R/R	5'11"	185	Norridge, Ill. (Notre Dame College Prep)
8	Nick Cheema	Sr.	R/R	5'11"	198	Weatherford, Tex. (Aledo/Central Arizona)

INFIELDERS (7)

46	Nathan Baez	Fr.	R/R	6'1"	191	Oro Valley, Ariz. (Ironwood Ridge)
48	Brian Kalmer	Fr.	R/R	6'2"	195	Chandler, Ariz. (Corona del Sol)
35	Sean McLain	Fr.	R/R	5'11"	170	Tustin, Calif. (Arnold D. Beckman)
6	Drew Swift	Jr.	R/R	6'0"	158	Chandler, Ariz. (Hamilton)
20	Spencer Torkelson	Jr.	R/R	6'1"	215	Petaluma, Calif. (Casa Grande)
5	Alika Williams	Jr.	R/R	6'2"	175	San Diego, Calif. (Rancho Bernardo)
14	Gage Workman	Jr.	S/R	6'4"	206	Queen Creek, Ariz. (Basha)

OUTFIELDERS (6)

17	Myles Denson	Sr.	R/R	6'2"	184	Las Vegas, Nev. (Bishop Gorman)
10	Dusty Garcia	So.	L/R	6'0"	174	Port Orchard, Wash. (South Kitsap)
18	Trevor Hauver	Jr.	L/R	6'0"	202	Chandler, Ariz. (Perry)
27	Hunter Jump	Jr.	L/R	5'11"	188	Aliso Viejo, Calif. (Aliso Niguel/Central Arizona)
37	Alex Helmin	Fr.	R/R	6'5"	190	Frankfort, Ill. (Providence Catholic)
38	Seth Nager	Fr.	L/R	6'4"	190	Oro Valley, Ariz. (Ironwood Ridge)

13 Head Coach: Tracy Smith

2 Associate Head Coach/Recruiting Coordinator: Ben Greenspan

16 Assistant Coach/Pitching Coach: Jason Kelly

7 Assistant Coach/Hitting Coach: Michael Earley

28 Undergraduate Student Assistant Coach: David Greer

Director of Operations: Daniel Stolper

Sports Medicine/Rehabilitation: Jesse Lowman

Strength and Conditioning: Jason Robbins

Quality Control: Scott Marks

2020 Sun Devil Baseball

ROSTERS

NUMERICAL

No.	Name	Yr.	B/T	Ht	WR	Hometown (Last School)
3	Dom Cacchione	So.	R/R	6'2"	175	Menlo Park, Calif. (Sacred Heart Prep)
4	Luke La Flam	So.	R/R	6'2"	197	Aurora, Colo. (Grandview)
5	Alika Williams	Jr.	R/R	6'2"	175	San Diego, Calif. (Rancho Bernardo)
6	Drew Swift	Jr.	R/R	6'0"	158	Chandler, Ariz. (Hamilton)
8	Nick Cheema	Sr.	R/R	5'11"	198	Weatherford, Tex. (Aledo/Central Arizona)
9	Sam Ferri	Rs-Jr.	R/R	5'11"	185	Norridge, Ill. (Notre Dame College Prep)
10	Dusty Garcia	So.	L/R	6'0"	174	Port Orchard, Wash. (South Kitsap)
11	RJ Dabovich	Jr.	R/R	6'3"	206	Pueblo, Colo. (Pueblo West/Central Arizona)
12	Cooper Benson	Fr.	L/L	6'0"	213	San Luis Obispo, Calif. (San Luis Obispo)
14	Gage Workman	Jr.	S/R	6'4"	206	Queen Creek, Ariz. (Basha)
15	Erik Tolman	So.	L/L	6'2"	193	Lake Forest, Calif. (El Toro)
17	Myles Denson	Sr.	R/R	6'2"	184	Las Vegas, Nev. (Bishop Gorman)
18	Trevor Hauver	Jr.	L/R	6'0"	202	Chandler, Ariz. (Perry)
19	Boyd Vander Kooi	Jr.	R/R	6'5"	220	Mesa, Ariz. (Skyline)
20	Spencer Torkelson	Jr.	R/R	6'1"	215	Petaluma, Calif. (Casa Grande)
22	Blake Burzell	So.	R/R	6'6"	225	Laguna Beach, Calif. (Laguna Beach)
23	Justin Fall	Jr.	L/L	6'6"	237	Beachwood, N.J. (Toms River South/Brookdale)
24	Nick Wallerstedt	Fr.	R/R	6'3"	178	Tempe, Ariz. (Mountain Pointe)
25	Will Levine	So.	R/R	6'2"	205	Mission Viejo, Calif. (Mission Viejo)
26	Graham Osman	Fr.	L/L	6'3"	183	Morrison, Colo. (Colorado Academy)
27	Hunter Jump	Jr.	L/R	5'11"	188	Aliso Viejo, Calif. (Aliso Niguel/Central Arizona)
29	Tyler Thornton	So.	R/R	6'3"	178	Solana Beach, Calif. (Santa Fe Christian/St. Mary's)
30	Brady Corrigan	Jr.	R/R	6'2"	210	Plainfield, Ill. (Plainfield North)
32	Bryce Barnett	Fr.	R/R	6'0"	170	Lockport, Ill. (Providence Catholic)
35	Sean McLain	Fr.	R/R	5'11"	170	Tustin, Calif. (Arnold D. Beckman)
36	Seth Tomczak	Fr.	L/R	6'3"	181	Jackson, Calif. (Argonaut)
37	Alex Helmin	Fr.	R/R	6'5"	190	Frankfort, Ill. (Providence Catholic)
38	Seth Nager	Fr.	L/R	6'4"	190	Oro Valley, Ariz. (Ironwood Ridge)
40	Alexander Ogg	Fr.	R/R	6'5"	177	Bedford Corners, New York (The Harvey)
41	Christian Bodlovich	Fr.	R/R	6'0"	210	San Pedro, Calif. (Mira Costa)
43	Danny Marshall	Fr.	L/L	5'10"	153	Queen Creek, Ariz. (Queen Creek)
45	Cam Dennie	Fr.	R/R	6'2"	183	Culver, Ind. (Plymouth)
46	Nathan Baez	Fr.	R/R	6'1"	191	Oro Valley, Ariz. (Ironwood Ridge)
48	Brian Kalmer	Fr.	R/R	6'2"	195	Chandler, Ariz. (Corona del Sol)

PRO-NUN-SEE-AY-SHUNS

Dom Cacchione – cuh-SHONE
 Luke La Flam – luh FLAMM
 Alika Williams – uh-LEEK-uh
 Nich Cheema – chee-muh
 Sam Ferri – fairy
 RJ Dabovich – DAB-oh-vich
 Erik Tolman – TOLL-men
 Trevor Hauver – HAH-ver
 Boyd Vander Kooi – van-der-coy
 Will Levine – leh-VEEN
 Graham Osman – OZ-men
 Seth Tomczak – TOM-zak
 Seth Nager – NAY-ger
 Nick Wallerstedt – WALL-er-stet
 Christian Bodlovich – BOD-low-vich
 Nathan Baez – BYE-ezz
 Brian Kalmer – KAL-mer

ALPHABETICAL

No.	Name	Pos.
46	Baez, Nathan	INF
32	Barnett, Bryce	RHP
12	Benson, Cooper	LHP
41	Bodlovich, Christian	RHP
22	Burzell, Blake	RHP
3	Cacchione, Dom	RHP
8	Cheema, Nick	C
30	Corrigan, Brady	RHP
11	Dabovich, RJ	RHP
45	Dennie, Cam	RHP
17	Denson, Myles	OF
23	Fall, Justin	LHP
9	Ferri, Sam	C
10	Garcia, Dusty	OF
18	Huaver, Trevor	OF
37	Helmin, Alex	OF
27	Jump, Hunter	OF
48	Kalmer, Brian	INF
4	La Flam, Luke	RHP
25	Levine, Will	RHP
43	Marshall, Danny	LHP
35	McLain, Sean	OF
40	Ogg, Alexander	RHP
26	Osman, Graham	LHP
6	Swift, Drew	INF
29	Thornton, Tyler	RHP
15	Tolman, Erik	LHP
36	Tomczak, Seth	RHP
20	Torkelson, Spencer	INF
19	Vander Kooi, Boyd	RHP
24	Wallerstedt, Nick	RHP
5	Williams, Alika	INF
14	Workman, Gage	INF

BY POSITION

Catchers	2
Pitchers	19
Infielders	7
Outfielders	6

BY CLASS

Seniors	2
Juniors	11
Sophomores	7
Freshmen	14

BATTING

Lefties	4
Righties	10
Switch	1

PITCHING

Righties	14
Lefties	5

Hitting Categories

Hit a grand slam.....	Hunter Bishop, May 5, 2019 vs. #1 UCLA (W, 8-7)
Hit a walkoff HR.....	Sam Ferri, March 16, 2019 vs. Washington State (solo shot in 9th inning)
Led off the game with a HR.....	Trevor Hauver, May 10, 2019 vs. at Nebraska (W, 15-6)
Hit for the cycle.....	Travis Buck, March 7, 2003 vs. Southern Utah (W, 19-0)
Team hit for the cycle to open the game.....	April 27, 2003 vs. Washington State (HR/2B/1B/3B)
Team hit for the cycle on four consecutive batters.....	April 18, 2019 at Utah (2B, 3B, 1B, HR in 12th inning)
Hit back-to-back HRs.....	Lyle Lin (2-run shot) and Trevor Hauver, April 27, 2019 at Washington (L, 9-10/12 innings)
Hit back-to-back-to-back HRs.....	Trevor Hauver, Spencer Torkelson. Hunter Bishop, April 12, 2019 vs. #3 Oregon State (L, 4-6)
Hit two HRs in one game.....	Lyle Lin, at Nebraska, May 12, 2019 (L, 5-8)
A freshman hit two HR in one game.....	Erik Tolman, April 16, 2019, vs. Seattle (W, 12-5)
Hit three HRs in one game.....	Joey DeMichele, May 1, 2011 vs Stanford (TIES ASU RECORD)
Had five hits in one game.....	Trevor Hauver, April 2, 2019, vs. Long Beach State (5-for-6)
Had six hits in one game.....	Travis Buck, March 13, 2005 vs Western Illinois (went 6-for-8, 3 RBI)
Had seven hits in one game.....	Jerry Mantlo, February 6, 1972 vs. Michigan
Had three doubles in one game.....	Alika Williams, March 3, 2019 vs. Michigan State (W, 13-2)
Had four doubles in one game.....	Travis Buck, February 28, 2004 vs. Connecticut (W, 16-5)
Hit two triples in one game.....	Gage Canning, March 3, 2018 vs. Oklahoma State
Had seven RBI in one game.....	Trevor Hauver, Feb. 24, 2019 vs. UC Davis (W, 17-2)
Had eight RBI in one game.....	Kiel Roling, March 17, 2007 vs. Maine
Had nine RBI in one game.....	Jeremy West, April 27, 2003 vs. Washington State
Stole four bases in one game.....	Drew Maggi, April 10, 2010 at Washington St. (TIES ASU RECORD)
Stole home.....	Colby Woodmansee, March 6, 2016 vs. Eastern Michigan (W, 8-1)
Struck out four or more times in one game.....	4, Gage Workman, May 11, 2019 at Nebraska (L, 1-2)
Hitler stranded six runners on base.....	Spencer Torkelson (6), Feb. 20, 2019 vs. San Diego (W, 12-2)
Recorded 13 total bases.....	Gage Canning (13), April 27, Gage Canning, March 18, 2018 vs. Oregon (2 HR, 1 3B, 2 1B)
Had an inside-the-park home run.....	Gage Canning, March 18, 2018 vs. Oregon (W, 18-4)
Had an inside-the-park home run AND a traditional home run.....	Gage Canning, March 18, 2018 vs. Oregon (W, 18-4)
Scored five runs in one game.....	Hunter Bishop (5), March 8, 2019 vs. Xavier (W, 12-0)
Was hit by a pitch two or more times.....	Spencer Torkelson, 2, vs. Utah, April 21, 2018
Walked 4+ times.....	4, Alika Williams, vs. Villanova, Feb. 16, 2020 (W, 6-4)
Opponent hit two HRs in one game.....	Jake Pries, vs. #1 UCLA, May 4, 2019 (L, 3-18)
Opponent hit a walkoff HR.....	Evan Williams, at Oregon, March 23, 2019 (off Brady Corrigan)
Opponent hit a leadoff HR.....	Andy Lentz (Washington), May 17, 2008 at Packard Stadium (off Josh Satow)

Pitching Categories

Threw a no-hitter.....	Ryan Hingst, March 25, 2016 vs. Utah, (W, 5-0)
Threw a perfect game.....	Eddie Bane, March 2, 1973, vs. Cal State Northridge (W, 9-0)
Threw a one-hitter.....	Brian Flores, May 20, 2007 at Oregon State (W, 8-1)
Threw a two-hitter.....	Will Waldrup, Jan. 23, 1999 vs. Hawaii-Hilo (W, 3-0)
Were no-hit.....	Phil Keller, March 23, 1970 vs. Stanford (L, 1-0)
Were one-hit.....	Noah Bremer, at Washington, May 12, 2017 (L, 0-4)
Threw a complete game.....	Boyd Vander Kooi, April 19, 2019 vs. at Utah (W, 8-5)
Threw a complete game shutout.....	Eli Lingos, March 30, 2018 at Washington St. (W, 7-0)
Threw back-to-back complete games.....	Trevor Williams, 3/1/13 vs. Pacific (W, 8-1) and 3/9 vs. Long Beach State (W, 4-0)
Threw back-to-back complete game shutouts.....	Brady Rodgers/Kramer Champlin, May 20 and 21, 2011 at Washington
Had an opposing pitcher throw a complete game.....	Noah Bremer, at Washington, May 12, 2017 (L, 0-4)
Shut out an opponent (one or more pitchers).....	March 15, 2019 vs. Washington State (6-0, 3 pitchers)
Were shutout.....	vs. #8 Michigan, Feb. 15, 2020, (L, 0-5)
Struck out 10 or more batters in a game.....	Erik Tolman (12 in 6.0 innings), vs #24 Oklahoma State, Feb 18, 2020 (L, 1-2)
Team had 18 or more strikeouts.....	18, vs #24 Oklahoma State, Feb 18, 2020 (L, 1-2)
Had back-to-back starts with 10 strikeouts.....	Alec Marsh (10 in each), May 10, 2019 at Nebraska and May 17, 2019 at Cal
Individual struck out 15 or more batters in a game.....	Mike Leake (15), May 30, 2009 vs. Oral Roberts (CG, 4-1 Win in Tempe Regional)
Had an opposing pitcher strike out 10 or more Sun Devils.....	Ryne Nelson (10), at Oregon, March 23 2019 (L, 4-5 (12))
Did not walk a batter (complete game).....	Ryan Kellogg, May 14, 2015 vs Washington State (W, 5-0)
Recorded 10 wins in a season.....	Ryan Kellogg, 11-1 (2013)
Hit three batters in a game.....	Brett Lilek (3), April 4, 2015 at Utah (W, 6-5)
Starting pitcher hit a home run in a game.....	Erik Tolman, April 23, 2019 vs. UNLV (W, 9-2)

Fielding Categories

Had no errors in four straight games.....	April 20, 23, 26-27 at Utah, vs. UNLV, at Washington
Committed three or more errors in one game.....	Andrew Snow (3), Feb. 17, 2017 vs. Northwestern
Had 16 or more putouts in one game.....	Nick Cheema (17), catcher, vs #24 Oklahoma State, Feb 18, 2020 (L, 1-2)
Had 20 or more put outs in one game.....	Zach Wilson (20), First Base, April 21, 2011 at Cal
Had eight or more assists in one game.....	Alika Williams (8), April 19, 2019 at Utah (W, 8-5)
Caught and pitched in the same game.....	Jordan Swagerty, March 17, 2010 vs. USC (2x in 2010)
Turned four double plays in one game.....	May 5, 2019 vs. #1 UCLA (W, 8-7)
Turned five+ double plays in one game.....	5, April 25, 2010, vs. Washington (TIES ASU RECORD)
Turned a triple play.....	Eric Sogard (2B), Brett Wallace (1B) and Andrew Romine SS, February 27, 2007 at Arizona

Scoring and Misc. Categories

Recorded 20+ hits.....	21, May 10, 2019 at Nebraska (W, 15-6)
Recorded 20+ hits in back-to-back games.....	22 and 22, February 3-4, 2007 vs. Southern Utah
Scored 20+ runs.....	20, Feb. 16, 2019 vs. Notre Dame (W, 20-7)
Scored 30+ runs.....	30, March 13, 2005 vs. Western Illinois (W, 30-13 in Baton Rouge, La.)
Scored 10+ runs in one inning.....	11, April 26, 2015 vs. Tennessee Tech (W, 16-4)
Left 15+ runners on base in one game.....	15, March 5, 2016 vs. Eastern Michigan (W, 5-4 (11))
Allowed 5 or more home runs in a game.....	7, vs. #1 UCLA, May 4, 2019 (L, 3-18)
Walked 15+ times in a game.....	15, March 31, 2019 vs Arizona (W, 17-16)
Stranded 15+ opponent runners on base in one game.....	15, March 23, 2019, vs at Oregon (L, 4-5 (12))
Surrendered a ninth inning lead.....	April 25, 2019, vs #3 Stanford (Led 2-0, Lost 3-2)
Swept a three-game Pac-12 series.....	March 29-31, 2019 vs. Arizona (8-2, 8-3, 17-16)
Swept a three-game Non-Conference series.....	March 8-10, 2019 vs. Xavier (12-0, 8-3, 11-6)
Were swept in a Pac-12 series.....	April 13-15, 2018 at #2 Stanford (1-3, 6-11, 3-10)
Were swept in a Pac-12 series at home.....	May 18-20, 2017 vs. #15 Arizona (5-6, 1-3, 5-9)
Played in extra innings.....	12, April 27, 2019 at Washinton (L, 9-10)
Played in 14+ innings.....	14, March 9, 2016 at Cal State Fullerton (W, 2-1 W)
Played back-to-back extra inning games.....	March 29-30, 2018, at Washington State (L, 8-7 (10)), (L, 4-3 (11))
Played a game lasting 5+ hours.....	5 hours, 10 minutes, March 31, 2019 vs. Arizona (W, 17-16)

Record When...

Overall	2-3 10+ runs	0-0	Hit 0 home runs	1-2
Conference.....	0-0	Opponent 0-2 runs	1-2	... 1 home run	1-1
Non-Conference	2-3 3-5 runs	1-1	... 2+ home runs	0-0
Home games	2-3 6-9 runs	0-0	Opponent 0 home runs	1-1
Away games	0-0 10+ runs	0-0 1 home run	1-2
Neutral site	0-0	Scored in 1st inning	0-0 2+ HRs	0-0
Day games	1-1	Opp. scored in 1st	0-0	Made 0 errors	0-0
Night games	1-2	Scores first	2-0	... 1 error	2-3
vs Left starter	0-1	Opp. scores first	0-3	... 2+ errors.....	0-0
vs Right starter	2-2	After 6 leading	2-0	Opp. made 0 errors	2-0
1-Run games.....	0-2 trailing	0-3 1 error.....	0-3
2-Run games.....	1-0 tied	0-0 2+ errors.....	0-0
5+Run games	0-1	After 7 leading	2-0	Out-hit opponent	1-1
Extra innings	0-0 trailing	0-3	Out-hit by opponent	0-2
Shutouts.....	0-1 tied	0-0	Hits are tied	1-0
Scoring 0-2 runs	0-3	After 8 leading	2-0		
..... 3-5 runs	1-0 trailing	0-3		
..... 6-9 runs	1-0 tied	0-0		

A Look At the Pitching Staff

Arizona State Starters

Pitcher	Starts/QS	Pct.	PC/Start	IP/Start	ER Against/ Start	Runs For/Start	PCK	DP	Team Record
Fall	1/1	100.0	107/107.0	6.0/6.0	0/0.0	1/1.0	0	1	1-0
Vander Kooi	1/1	100.0	80/80.0	7.2/7.2	1/1.0	1/1.0	0	2	0-1
Benson	1/1	100.0	97/97.0	6.1/6.1	2/2.0	0/0.0	0	0	0-1
Thornton	1/1	100.0	98/98.0	6.2/6.2	2/2.0	4/4.0	0	0	1-0
Tolman	1/1	100.0	118/118.0	6.0/6.0	2/2.0	1/1.0	0	0	0-1

Arizona State Bullpen (Relief Appearances Stats Only)

Reliever	APP	IP	H	R	ER	BB	SO	SV	ERA	IR/Scored	1st Bat. Faced/Ret.
Dabovich	2	3.0	0	0	0	4	6	2	0.00	1/0	3/2
Bodlovich	1	1.0	0	0	0	1	2	0	0.00	0/0	1/1
Barnett	2	0.2	1	0	0	2	1	0	0.00	2/2	2/1
Osman	4	2.0	2	1	1	1	3	0	4.50	5/1	4/3
Dennie	2	3.1	2	2	2	1	4	0	5.40	3/0	2/2
Levine	1	1.0	1	1	1	1	0	0	9.00	0/0	1/1

2020 Sun Devil Baseball

TEAM AND INDIVIDUAL RANKINGS/RECORD WATCH

NATIONAL RANKINGS

Team			
Category	Nat'l	Pac-12	Value
Base on Balls (280 ranked)	22	2	.27
Batting Average (281 ranked)	255	10	0.172
Double Plays (250 ranked)	11	1	5
Double Plays Per Game (250 ranked)	28	2	1
Doubles (268 ranked)	90	5	6
Doubles Per Game (279 ranked)	182	11	1.2
Earned Run Average (281 ranked)	46	2	2.2
Fielding Percentage (281 ranked)	119	5	0.971
Hit Batters (249 ranked)	249	10	1
Hit by Pitch (242 ranked)	194	7	2
Hits (280 ranked)	190	9	.25
Hits Allowed Per Nine Innings (281 ranked)	31	3	5.6
Home Runs (167 ranked)	98	6	2
Home Runs Per Game (225 ranked)	160	7	0.4
On Base Percentage (281 ranked)	202	7	0.303
Runs (281 ranked)	206	8	.12
Sacrifice Bunts (124 ranked)	55	4	2
Sacrifice Flies (115 ranked)	15	2	4
Scoring (281 ranked)	250	10	2.4
Slugging Percentage (281 ranked)	241	9	0.255
Stolen Bases (225 ranked)	225	10	1
Stolen Bases Per Game (262 ranked)	262	11	0.2
Strikeout-to-Walk Ratio (281 ranked)	99	3	2.62
Strikeouts Per Nine Innings (281 ranked)	56	5	1.1
WHIP (281 ranked)	50	2	1.09
WL Pct (226 ranked)	157	6	0.4
Walks Allowed Per Nine Innings (281 ranked)	143	5	4.2

Individual				
Category	Name	Nat'l	Pac-12	Value
Base on Balls (64 ranked)	Spencer Torkelson	1	1	8
	Alika Williams	3	2	7
Base on Balls Per Game (127 ranked)	Spencer Torkelson	1	1	2
	Alika Williams	19	3	1.75
Earned Run Average (1 ranked)	Justin Fall	1	1	0
Hits Allowed Per Nine Innings (147 ranked)	Tyler Thornton	49	5	1.35
Home Runs (12 ranked)	Spencer Torkelson	12	1	2
Home Runs Per Game (71 ranked)	Spencer Torkelson	54	4	0.5
On Base Percentage (134 ranked)	Spencer Torkelson	58	6	0.647
Pitching Appearances (12 ranked)	Graham Osman	1	1	3
	Bryce Barnett	12	5	2
	RJ Dabovich	12	5	2
Sacrifice Bunts (33 ranked)	Myles Denson	33	2	1
Sacrifice Bunts Per Game (33 ranked)	Myles Denson	33	2	0.33
Sacrifice Flies (31 ranked)	Nathan Baez	31	2	1
	Sam Ferri	31	2	1
	Gage Workman	31	2	1
Saves (13 ranked)	RJ Dabovich	1	1	2
Slugging Percentage (244 ranked)	Spencer Torkelson	35	5	1
Sacrifice Bunts (33 ranked)	Myles Denson	33	2	1
Sacrifice Bunts Per Game (33 ranked)	Myles Denson	33	2	0.33
Sacrifice Flies (31 ranked)	Nathan Baez	31	2	1
	Sam Ferri	31	2	1
	Gage Workman	31	2	1
Saves (13 ranked)	RJ Dabovich	1	1	2
Slugging Percentage (244 ranked)	Spencer Torkelson	35	5	1

RECORD WATCH

ASU HOME RUNS (CAREER)

1. Bob Horner (1976-78).....56
2. Jeff Larish (2002-05).....51
3. **Spencer Torkelson (2018-p)**.....50

SUN DEVILS IN THE RANKINGS

	BA	D1	CB	NCBWA	PG
Pre	3	9	5	7	5
1	8	13	11	NA	8

BA - Baseball America

D1 - D1Baseball.com

CB - Collegiate Baseball News

NCBWA - National Collegiate Baseball Writers

PG - Perfect Game

2020 Sun Devil Baseball

RECORD BY POSITION STARTS

LF

Trevor Hauver, 5 (2-3)

CF

Danny Marshall, 3 (1-2)
Seth Nager, 2 (1-1)

RF

Myles Denson, 3 (1-2)
Hunter Jump, 2 (1-1)

SS

Alika Williams, 4 (2-2)
Drew Swift, 1 (0-1)

2B

Drew Swift, 4 (2-2)
Nate Baez, 1 (0-1)

3B

Gage Workman, 5 (2-3)

SP

Justin Fall, 1 (1-0)
Cooper Benson, 1 (0-1)
Boyd Vander Kooi, 1 (0-1)
Tyler Thornton, 1 (1-0)
Erik Tolman, 1 (0-1)

1B

Spencer Torkelson, 5 (2-3)

DH

Nate Baez, 2 (1-1)
Hunter Jump, 2 (1-1)
Erik Tolman, 1 (0-1)

C

Sam Ferri, 3 (2-1)
Nick Cheema, 2 (0-2)

TWITTER: @ASU_BASEBALL

INSTAGRAM: @ASU_BASEBALL

FACEBOOK: SUNDEVILBASEBALL

2020 Sun Devil Baseball

TV/RADIO ROSTER



#3 Dominic Cacchione
RHP | R/R | So.



#4 Luke La Flam
RHP | R/R | So.



#5 Alike Williams
INF | R/R | Jr.



#6 Drew Swift
INF | R/R | Jr.




#8 Nick Cheema
C | R/R | Sr.



#9 Sam Ferri
C | R/R | R-Jr.




#10 Dusy Garcia
OF | L/R | So.



#11 RJ Dabovich
RHP | R/R | Jr.




#12 Cooper Benson
LHP | L/L | Fr.



#14 Gage Workman
INF | S/R | Jr.



#15 Erik Tolman
LHP | L/L | So.



#17 Myles Denson
OF | R/R | Sr.



#18 Trevor Hauver
OF | L/R | Jr.



#19 Boyd Vander Kooi
RHP | R/R | Jr.



#20 Spencer Torkelson
INF | R/R | Jr.



#22 Blake Burzell
RHP | R/R | So.



#23 Justin Fall
LHP | L/L | Jr.



#24 Nick Wallerstedt
RHP/OF | R/R | Fr.

2019 Sun Devil Baseball

TV/RADIO ROSTER



#25 Will Levine
RHP | R/R | So.



#26 Graham Osman
LHP | L/L | Fr.



#27 Hunter Jump
OF | L/R | Jr.



#29 Tyler Thornton
RHP | R/R | So.



#30 Brady Corrigan
RHP | R/R | Jr.



#32 Bryce Barnett
RHP | R/R | Fr.



#35 Sean McLain
INF/OF | R/R | Fr.



#36 Seth Tomczak
RHP | L/R | Fr.



#37 Alex Helmin
OF | R/R | Fr.




#38 Seth Nager
OF | L/R | Fr.



#40 Alexander Ogg
RHP | R/R | Fr.



#41 Christian Bodlovich
RHP | R/R | Fr.



#43 Danny Marshall
LHP/OF | L/L | Fr.



#45 Cam Dennie
RHP | R/R | Fr.



#46 Nate Baez
C/INF | R/R | Fr.



#48 Brian Kalmer
INF | R/R | Fr.

2018 Sun Devil Baseball

CAREER GAME HIGHS

Baez,N

Hits: 1, Michigan, Feb 15, 2020; Villanova, Feb 15, 2020; Villanova, Feb 16, 2020
Doubles: 1, Michigan, Feb 15, 2020
Total bases: 2, Michigan, Feb 15, 2020
RBI: 1, Villanova, Feb 16, 2020
Runs scored: 1, Villanova, Feb 16, 2020
Walks: 1, Villanova, Feb 15, 2020
Hit by pitch: 1, Villanova, Feb 14, 2020
Struck out: 1, Villanova, Feb 15, 2020; Oklahoma State, Feb 18, 2020
Sac flies: 1 [t-4th], Villanova, Feb 16, 2020
At bats: 4, Michigan, Feb 15, 2020
Field chances: 6, Villanova, Feb 15, 2020
Putouts: 4, Villanova, Feb 15, 2020
Assists: 2, Villanova, Feb 15, 2020

Barnett,B

Innings pitched: 0.2, Michigan, Feb 15, 2020
Walks allowed: 1, Michigan, Feb 15, 2020; Villanova, Feb 16, 2020
Strikeouts: 1, Michigan, Feb 15, 2020
Batters faced: 4, Michigan, Feb 15, 2020

Benson,C

Innings pitched: 6.1, Michigan, Feb 15, 2020
Strikeouts: 8, Michigan, Feb 15, 2020
Batters faced: 24, Michigan, Feb 15, 2020
Field chances: 1, Michigan, Feb 15, 2020
Assists: 1, Michigan, Feb 15, 2020
Runners CS: 1, Michigan, Feb 15, 2020

Bodlovich,C

Innings pitched: 1.0, Villanova, Feb 15, 2020
Walks allowed: 1, Villanova, Feb 15, 2020
Strikeouts: 2, Villanova, Feb 15, 2020
Batters faced: 4, Villanova, Feb 15, 2020

Burzell,B

Innings pitched: 3.0, UCLA, May 05, 2019; at Arizona, May 07, 2019
Walks allowed: 2, Long Beach State, Apr 02, 2019; at Utah, Apr 18, 2019; UCLA, May 05, 2019
Strikeouts: 5, at Nebraska, May 12, 2019
Batters faced: 12, UCLA, May 05, 2019
Field chances: 2, Notre Dame, Feb 16, 2019
Putouts: 1, at Washington, Apr 28, 2019; Notre Dame, Feb 16, 2019
Assists: 1, 5 times
Runners CS: 1, Oregon State, Apr 13, 2019

Cacchione,D

Innings pitched: 2.2, San Diego, Feb 20, 2019
Walks allowed: 2, Long Beach State, Apr 02, 2019; Xavier, Mar 08, 2019
Strikeouts: 3, at Oregon, 3/22/19
Batters faced: 12, San Diego, Feb 20, 2019
Field chances: 1, San Diego, Feb 20, 2019; Cal Baptist, Mar 20, 2019
Putouts: 1, Cal Baptist, Mar 20, 2019

Cheema,N

Hits: 2, at Utah, May 28, 2017
Doubles: 1, Arizona, May 20, 2017
Home runs: 1, at Utah, May 28, 2017
Total bases: 5, at Utah, May 28, 2017
RBI: 1, Villanova, Feb 14, 2020; Arizona, May 20, 2017; at Utah, May 28, 2017
Runs scored: 2, at Utah, May 28, 2017
Walks: 1, Villanova, Feb 15, 2020
Hit by pitch: 1, Seattle U, Apr 16, 2019
Struck out: 1, 6 times
At bats: 4, Oklahoma State, Feb 18, 2020; at Utah, May 27, 2017; at Utah, May 28, 2017
Field chances: 18 [t-3rd], Oklahoma State, Feb 18, 2020
Putouts: 17 [3rd], Oklahoma State, Feb 18, 2020
Assists: 1, Oklahoma State, Feb 18, 2020; Cal Baptist, Mar 20, 2019

Corrigan,B

Innings pitched: 6.0, Fullerton, Apr 04, 2018
Walks allowed: 3, at USC, Apr 07, 2019; Seattle U, Apr 16, 2019
Strikeouts: 8, Stanford, May 24, 2019
Batters faced: 23, at USC, Apr 07, 2019; at Washington, Apr 27, 2019
Field chances: 2, Fullerton, Apr 04, 2018; Seattle U, Apr 16, 2019
Putouts: 2, Seattle U, Apr 16, 2019
Assists: 1, 4 times
Runners CS: 1, Fullerton, Apr 04, 2018; at Stanford, Apr 13, 2018; Washington State, Mar 16, 2019

Dabovich,RJ

Struck out: 1, UC Davis, Feb 24, 2019
At bats: 1, UC Davis, Feb 24, 2019
Innings pitched: 7.0, UC Davis, Feb 24, 2019
Walks allowed: 5 [t-4th], Notre Dame, Feb 17, 2019
Strikeouts: 6, Xavier, Mar 10, 2019
Batters faced: 28, Xavier, Mar 10, 2019
Field chances: 3, UC Davis, Feb 24, 2019
Putouts: 1, Villanova, Feb 16, 2020; UC Davis, Feb 24, 2019; Xavier, Mar 10, 2019
Assists: 2, UC Davis, Feb 24, 2019

Dennie,C

Innings pitched: 2.0, Michigan, Feb 15, 2020
Walks allowed: 1, Michigan, Feb 15, 2020
Strikeouts: 3, Oklahoma State, Feb 18, 2020
Batters faced: 9, Michigan, Feb 15, 2020

Denson,M

Hits: 3, 4 times
Doubles: 1, 7 times
Triples: 1 [t-5th], at UNLV, 04-09-19; UC Davis, Feb 24, 2019; Michigan State, Mar 01, 2019
Total bases: 5, at UNLV, 04-09-19; Michigan State, Mar 01, 2019
RBI: 3, UC Davis, Feb 23, 2019
Runs scored: 2, at UNLV, 04-09-19; Arizona, Mar 31, 2019
Walks: 3 [t-7th], Arizona, Mar 31, 2019
Struck out: 4 [t-2nd], at Utah, May 27, 2017
Sac flies: 1 [t-4th], Stanford, May 23, 2019
Sac bunts: 1 [t-8th], 5 times
At bats: 5, 4 times
Caught stealing: 1 [t-3rd], Loyola Marymount, Mar 04, 2017
Innings pitched: 1.0, UCLA, May 04, 2019
Strikeouts: 1, UCLA, May 04, 2019
Batters faced: 4, UCLA, May 04, 2019
Field chances: 3, 9 times
Putouts: 3, 8 times
Assists: 1, Michigan State, Mar 02, 2019

Fall,J

Innings pitched: 6.0, Villanova, Feb 14, 2020
Walks allowed: 3, Villanova, Feb 14, 2020
Strikeouts: 6, Villanova, Feb 14, 2020
Batters faced: 24, Villanova, Feb 14, 2020

Ferri,S

Hits: 2, 9 times
Doubles: 1, 9 times
Triples: 1 [t-5th], New Mexico State, Mar 13, 2019
Home runs: 1, Long Beach State, Apr 02, 2019; Washington State, Mar 16, 2019
Total bases: 5, Washington State, Mar 16, 2019
RBI: 3, Notre Dame, Feb 15, 2019
Runs scored: 3 [t-9th], Michigan State, Mar 02, 2019
Walks: 2, at USC, Mar 26, 2017; Arizona, Mar 31, 2019
Hit by pitch: 1, San Diego, Feb 20, 2019; UC Davis, Feb 24, 2019
Struck out: 3, at Oregon, 3/23/19; Notre Dame, Feb 16, 2019; at TCU, Feb 24, 2017
Sac flies: 1 [t-4th], Villanova, Feb 16, 2020
Sac bunts: 1 [t-8th], at Washington, Apr 27, 2019; Notre Dame, Feb 17, 2019
At bats: 6 [t-8th], at Utah, Apr 18, 2019
Innings pitched: 0.2, CSUB, Apr 23, 2017
Walks allowed: 1, at Oregon, Apr 29, 2017
Batters faced: 4, CSUB, Apr 23, 2017
Field chances: 15 [t-9th], Michigan State, Mar 02, 2019
Putouts: 13, Notre Dame, Feb 15, 2019; at TCU, Feb 24, 2017
Assists: 3, 4 times
Runners CS: 2 [t-1st], Oklahoma State, Feb 21, 2017

Hauver,T

Hits: 5 [t-1st], Long Beach State, Apr 02, 2019
Doubles: 2 [t-4th], Long Beach State, Apr 02, 2019; at Pepperdine, Mar 06, 2018; Arizona, Mar 31, 2019
Home runs: 2 [t-1st], Michigan State, Mar 03, 2019
Total bases: 8, Michigan State, Mar 03, 2019
RBI: 7 [1st], UC Davis, Feb 24, 2019
Runs scored: 4 [t-3rd], UC Davis, Feb 24, 2019
Walks: 4 [t-1st], Notre Dame, Feb 16, 2019
Hit by pitch: 1, 5 times
Struck out: 4 [t-2nd], at Washington, Apr 27, 2019
Sac flies: 1 [t-4th], 5 times
At bats: 7 [t-1st], at Utah, Apr 18, 2019; at Washington, Apr 27, 2019
Caught stealing: 1 [t-3rd], at Oregon, 3/23/19; Michigan State, Mar 01, 2019; UCLA, May 03, 2019
Field chances: 5, Michigan, Feb 15, 2020; Pepperdine, Feb 26, 2019; Xavier, Mar 09, 2019
Putouts: 4, 4 times
Assists: 1, Seattle U, Apr 16, 2019; UC Davis, Feb 24, 2019; Pepperdine, Feb 26, 2019

Helmin,A

Field chances: 1, Villanova, Feb 14, 2020
Putouts: 1, Villanova, Feb 14, 2020

Jump,H

Hits: 3, 5 times
Doubles: 1, 5 times
Triples: 1 [t-5th], Utah, Apr 22, 2018; New Mexico St., Apr 25, 2018
Home runs: 1, Washington, May 05, 2018
Total bases: 5, Utah, Apr 22, 2018; New Mexico St., Apr 25, 2018; Washington, May 05, 2018
RBI: 4, Utah, Apr 22, 2018; at San Diego, May 09, 2018
Runs scored: 2, at Arizona, May 19, 2018
Walks: 3 [t-7th], at San Diego, May 09, 2018
Struck out: 3, Pacific, May 14, 2018
Sac flies: 1 [t-4th], at Arizona, May 18, 2018
At bats: 5, 8 times
Stolen bases: 1, Pacific, May 13, 2018; at Arizona, May 19, 2018
Caught stealing: 1 [t-3rd], Washington, May 04, 2018
Field chances: 3, at Oregon State, Apr 28, 2018; Washington, May 05, 2018; Pacific, May 13, 2018
Putouts: 3, at Oregon State, Apr 28, 2018; Washington, May 05, 2018
Assists: 1, at San Diego, May 09, 2018

Kalmer,B

Walks: 1, Villanova, Feb 15, 2020; Oklahoma State, Feb 18, 2020
At bats: 1, Villanova, Feb 14, 2020

Vander Kooi

Runs scored: 1, Stanford, May 23, 2019
Innings pitched: 9.0 [t-1st], at Utah, Apr 19, 2019
Walks allowed: 5 [t-4th], at Oregon, 3/23/19; Oregon State, Apr 13, 2019
Strikeouts: 11 [t-3rd], Stanford, May 25, 2019
Batters faced: 38 [t-1st], at Utah, Apr 19, 2019
Field chances: 3, at USC, Apr 06, 2019; at Utah, Apr 19, 2019; Washington State, Mar 16, 2019
Putouts: 2, at Oregon State, Apr 28, 2018; Xavier, Mar 08, 2019; Pacific, May 14, 2018
Assists: 2, Oregon State, Apr 13, 2019; Washington State, Mar 16, 2019
Runners CS: 1, 4 times

La Flam,L

Runs scored: 1, Xavier, Mar 10, 2019
Innings pitched: 3.0, at Utah, Apr 20, 2019
Walks allowed: 5 [t-4th], Long Beach State, Apr 02, 2019
Strikeouts: 3, UC Davis, Feb 23, 2019
Batters faced: 17, at Utah, Apr 20, 2019
Field chances: 1, Long Beach State, Apr 02, 2019; Seattle U, Apr 16, 2019; at Washington, Apr 26, 2019
Putouts: 1, Long Beach State, Apr 02, 2019; Seattle U, Apr 16, 2019; at Washington, Apr 26, 2019

Levine,W

Innings pitched: 4.0, at Utah, Apr 20, 2019
Walks allowed: 3, Notre Dame, Feb 16, 2019
Strikeouts: 3, Seattle U, Apr 16, 2019
Batters faced: 19, at Utah, Apr 20, 2019
Field chances: 1, at Utah, Apr 20, 2019; at Washington, Apr 26, 2019; Stanford, May 24, 2019
Putouts: 1, at Utah, Apr 20, 2019; at Washington, Apr 26, 2019
Assists: 1, Stanford, May 24, 2019

Marshall,D

Walks: 1, Villanova, Feb 15, 2020
Struck out: 1, Villanova, Feb 14, 2020; Michigan, Feb 15, 2020
At bats: 2, Villanova, Feb 14, 2020
Field chances: 3, Villanova, Feb 14, 2020
Putouts: 3, Villanova, Feb 14, 2020

McLain,S

Runs scored: 1, Villanova, Feb 16, 2020
Field chances: 1, Villanova, Feb 15, 2020
Putouts: 1, Villanova, Feb 15, 2020

Nager,S

Runs scored: 1, Villanova, Feb 14, 2020
Struck out: 2, Villanova, Feb 16, 2020
At bats: 2, Villanova, Feb 16, 2020
Field chances: 2, Michigan, Feb 15, 2020
Putouts: 2, Michigan, Feb 15, 2020
Assists: 1, Villanova, Feb 14, 2020

Ogg,A**Osman,G**

Innings pitched: 1.0, Villanova, Feb 14, 2020
Walks allowed: 1, Oklahoma State, Feb 18, 2020
Strikeouts: 2, Villanova, Feb 14, 2020
Batters faced: 3, Villanova, Feb 14, 2020

Swift,D

Hits: 3, 4 times
Doubles: 3 [t-1st], San Diego, Feb 20, 2019
Triples: 1 [t-5th], at Utah, Apr 18, 2019
Total bases: 6, at Utah, Apr 18, 2019; San Diego, Feb 20, 2019
RBI: 3, San Diego, Feb 20, 2019
Runs scored: 3 [t-9th], 8 times
Walks: 3 [t-7th], Long Beach State, Apr 02, 2019; Miami (OH), Feb 18, 2018
Hit by pitch: 2 [t-1st], Miami (OH), Feb 18, 2018
Struck out: 5 [1st], at Oregon, 3/23/19
Sac flies: 1 [t-4th], San Diego, Feb 20, 2019; Oregon, Mar 17, 2018; at UCLA, Mar 25, 2018
Sac bunts: 2 [t-2nd], at Arizona, May 18, 2018
At bats: 6 [t-8th], at Utah, Apr 18, 2019; at Washington, Apr 27, 2019
Stolen bases: 1, 4 times
Caught stealing: 2 [t-1st], Miami (OH), Feb 17, 2018
Field chances: 12, UCLA, May 05, 2019
Putouts: 5, at Oregon State, Apr 28, 2018; UCLA, May 05, 2019
Assists: 8 [t-3rd], Pacific, May 14, 2018

Thornton,T

Innings pitched: 6.2, Villanova, Feb 16, 2020
Walks allowed: 3, Villanova, Feb 16, 2020
Strikeouts: 8, Villanova, Feb 16, 2020
Batters faced: 24, Villanova, Feb 16, 2020
Field chances: 2, Villanova, Feb 16, 2020
Putouts: 1, Villanova, Feb 16, 2020
Assists: 1, Villanova, Feb 16, 2020

Tolman,E

Hits: 3, Seattle U, Apr 16, 2019; Xavier, Mar 10, 2019
Doubles: 1, Seattle U, Apr 16, 2019
Home runs: 2 [t-1st], Seattle U, Apr 16, 2019
Total bases: 10 [t-3rd], Seattle U, Apr 16, 2019
RBI: 4, Seattle U, Apr 16, 2019
Runs scored: 3 [t-9th], Seattle U, Apr 16, 2019
Walks: 1, 4 times
Hit by pitch: 1, Xavier, Mar 10, 2019
Struck out: 3, at Washington, Apr 28, 2019
At bats: 5, at Utah, Apr 18, 2019; at Washington, Apr 27, 2019
Innings pitched: 6.0, Oklahoma State, Feb 18, 2020
Walks allowed: 5 [t-4th], at Nebraska, May 12, 2019
Strikeouts: 12 [t-1st], Oklahoma State, Feb 18, 2020
Batters faced: 28, Oklahoma State, Feb 18, 2020
Field chances: 4, at Oregon, 3/23/19
Putouts: 3, at Oregon, 3/23/19
Assists: 2, Pepperdine, Feb 26, 2019; Michigan State, Mar 02, 2019
Runners CS: 1, Pepperdine, Feb 26, 2019

Torkelson,S

Hits: 4 [t-5th], Notre Dame, Feb 17, 2019; at California, May 17, 2019
Doubles: 2 [t-4th], Miami (OH), Feb 18, 2018; at UCLA, Mar 25, 2018
Home runs: 2 [t-1st], at Stanford, Apr 14, 2018; Miami (OH), Feb 17, 2018; at Long Beach State, Feb 28, 2018
Total bases: 9 [t-7th], Miami (OH), Feb 17, 2018; at Long Beach State, Feb 28, 2018
RBI: 4, 5 times
Runs scored: 4 [t-3rd], Washington, May 04, 2018
Walks: 3 [t-7th], 4 times
Hit by pitch: 2 [t-1st], Utah, Apr 21, 2018
Struck out: 3, at San Diego, May 09, 2018
Sac flies: 1 [t-4th], 7 times
At bats: 6 [t-8th], 4 times
Stolen bases: 1, 6 times
Caught stealing: 1 [t-3rd], at Washington, Apr 27, 2019; at California, May 17, 2019; at Arizona, May 18, 2018
Field chances: 14, 4 times
Putouts: 14 [t-9th], Oregon, Mar 18, 2018
Assists: 4, Seattle U, Apr 16, 2019; at Washington, Apr 26, 2019

Wallerstedt**Williams,A**

Hits: 4 [t-5th], Michigan State, Mar 03, 2019; Washington State, Mar 17, 2019
Doubles: 3 [t-1st], Michigan State, Mar 03, 2019
Triples: 1 [t-5th], 4 times
Home runs: 1, 4 times
Total bases: 7, Michigan State, Mar 03, 2019
RBI: 4, Seattle U, Apr 16, 2019
Runs scored: 3 [t-9th], at Washington, Apr 28, 2019
Walks: 4 [t-1st], Villanova, Feb 16, 2020
Hit by pitch: 1, 12 times
Struck out: 2, 6 times
Sac flies: 1 [t-4th], 8 times
Sac bunts: 1 [t-8th], 7 times
At bats: 6 [t-8th], 4 times
Stolen bases: 2 [t-2nd], at Nebraska, May 11, 2019
Caught stealing: 1 [t-3rd], 10 times
Field chances: 12, at Utah, Apr 19, 2019
Putouts: 5, UCLA, May 03, 2019
Assists: 8 [t-3rd], at Utah, Apr 19, 2019

Workman,G

Hits: 4 [t-5th], Notre Dame, Feb 16, 2019
Doubles: 2 [t-4th], Oregon, Mar 18, 2018; at Oregon, Mar 24, 2019
Triples: 2 [t-1st], Oklahoma State, Mar 02, 2018
Home runs: 2 [t-1st], Washington State, Mar 15, 2019
Total bases: 8, Washington State, Mar 15, 2019
RBI: 4, Washington State, Mar 15, 2019
Runs scored: 3 [t-9th], Notre Dame, Feb 16, 2019; at Nebraska, May 10, 2019
Walks: 3 [t-7th], at USC, Apr 07, 2019
Hit by pitch: 1, 8 times
Struck out: 4 [t-2nd], at Washington State, Mar 31, 2018; Arizona, Mar 31, 2019; at Nebraska, May 11, 2019
Sac flies: 1 [t-4th], 5 times
Sac bunts: 2 [t-2nd], at Oregon State, Apr 28, 2018
At bats: 6 [t-8th], Notre Dame, Feb 16, 2019; Arizona, Mar 31, 2019; at Arizona, May 19, 2018
Stolen bases: 2 [t-2nd], at Arizona, May 07, 2019
Caught stealing: 1 [t-3rd], USC, Apr 07, 2018; Arizona, Mar 31, 2019
Field chances: 8, at Oregon, 3/23/19
Putouts: 3, at Utah, Apr 18, 2019; Washington State, Mar 15, 2019
Assists: 5, at Oregon, 3/23/19; UC Davis, Feb 23, 2019; Pepperdine, Feb 26, 2019

2018 Sun Devil Baseball

GAME BY GAME



Dom CACCHIONE #3 RHP

Sophomore - 6'2 - 175
Bats/Throws: R/R
Menlo Park, Calif.
Sacred Heart Prep



Luke LA FLAM #4 RHP

Sophomore - 6'2 - 197
Bats/Throws: R/R
Aurora, Colo.
Grandview



Alika Williams #5 INF

Junior - 6'2 - 175
Bats/Throws: R/R
San Diego, Calif.
Rancho Berdnardo



Drew Swift #6 INF

Junior - 6'0 - 158
Bats/Throws: R/R
Chandler, Ariz.
Hamilton

Date	Opponent	Pos	AB	R	H	2B	3B	HR	BB	SB	CS	HBP	SAC	SF	GDP	K	PO	A	E	Avg
Feb 14	VILLANOVA	*ss	2	1	0	0	0	0	0	0	0	0	0	0	0	0	2	2	0	.000
Feb 15	VILLANOVA	ph/ss	2	0	0	0	0	0	0	0	0	0	0	0	0	0	0	0	0	.000
Feb 15	MICHIGAN	*ss	3	0	0	0	0	0	0	0	0	0	0	0	0	0	1	3	0	.000
Feb 16	VILLANOVA	*ss	0	1	0	0	0	0	0	0	0	0	0	0	0	0	4	2	0	.000
Feb 18	OKLAHOMA STATE	*ss	3	0	1	1	0	0	0	0	0	0	0	0	1	0	1	2	0	.100
Totals		4gs	10	2	1	1	0	0	0	0	0	0	0	0	1	0	8	9	0	.100


On base pct. .444 • Slugging pct. .100

Date	Opponent	Pos	AB	R	H	2B	3B	HR	BB	SB	CS	HBP	SAC	SF	GDP	K	PO	A	E	Avg
Feb 14	VILLANOVA	*2b	4	1	1	0	0	0	0	0	0	0	0	0	0	0	0	2	3	.250
Feb 15	VILLANOVA	*ss/lf	4	0	0	0	0	0	0	0	0	0	0	0	0	0	1	2	0	.125
Feb 15	MICHIGAN	*2b	4	0	0	0	0	0	0	0	0	0	0	0	0	0	1	3	0	.083
Feb 16	VILLANOVA	*2b	3	0	0	0	0	0	0	0	0	0	0	0	0	0	1	2	0	.067
Feb 18	OKLAHOMA STATE	*2b	3	0	2	0	1	0	0	0	0	0	0	0	0	0	0	1	0	.167
Totals		5gs	18	1	3	0	1	0	0	0	0	0	0	0	0	1	4	10	5	.167

On base pct. .211 • Slugging pct. .222

2018 Sun Devil Baseball

GAME BY GAME



Nick
CHEEMA **#8**
C

Senior - 5'11 - 198
Bats/Throws: R/R
Weatherford, Calif.
Aleda/Central Arizona



Sam
Ferri **#9**
C


Redshirt Junior - 5'11 - 185
Bats/Throws: R/R
Norridge, Ill.
Notre Dame College Prep

Date	Opponent	Pos	AB	R	H	BI	2B	3B	HR	BB	SB	CS	HBP	SAC	SF	GDP	K	PO	A	E	Avg
Feb 14	VILLANOVA	ph	1	0	1	1	0	0	0	0	0	0	0	0	0	0	0	0	0	0	1.000
Feb 15	VILLANOVA	c	3	0	0	0	0	0	0	0	0	0	0	0	0	0	1	7	0	1	.250
Feb 15	MICHIGAN	ph	1	0	0	0	0	0	0	0	0	0	0	0	0	0	0	0	0	0	.000
Feb 16	VILLANOVA	ph	1	0	0	0	0	0	0	0	0	0	0	0	0	0	0	0	0	0	.000
Feb 18	OKLAHOMA STATE	c	4	0	0	0	0	0	0	0	0	0	0	0	0	0	1	17	1	0	.100
Totals		2gs	10	0	1	1	0	0	0	0	0	0	0	0	0	0	2	24	1	0	.100

On base pct. .182 • Slugging pct. .100

Date	Opponent	Pos	AB	R	H	BI	2B	3B	HR	BB	SB	CS	HBP	SAC	SF	GDP	K	PO	A	E	Avg
Feb 14	VILLANOVA	c	3	0	1	1	0	0	0	0	0	0	0	0	0	0	0	0	0	0	.333
Feb 15	VILLANOVA	ph	1	0	1	0	0	0	0	0	0	0	0	0	0	0	0	0	0	0	.500
Feb 15	MICHIGAN	c	4	0	2	0	0	0	0	0	0	0	0	0	0	0	1	10	1	0	.500
Feb 16	VILLANOVA	c	2	0	0	1	0	0	0	0	0	0	0	0	1	0	1	10	2	0	.400
Totals		3gs	10	0	4	2	0	0	0	0	0	0	0	0	1	0	2	30	3	0	.400

On base pct. .364 • Slugging pct. .400



Dusty
GARCIA **#10**
OF

Sophomore - 6'0 - 174
Bats/Throws: L/R
Port Orchard, Wash.
South Kitsap




RJ
DABOVICH **#11**
RHP

Junior - 6'3 - 215
Bats/Throws: R/R
Pueblo, Colo.
Pueblo West/Central Arizona

Date	Opponent	GS	IP	H	R	ER	BB	SO	2B	3B	HR	WP	BK	HBP	IBB	Score	W-L	Sv	ERA	NP
Feb 17	NOTRE DAME	*	5.0	4	3	3	5	4	1	0	0	0	0	0	0	16-5	1-0	0	5.40	88
Feb 24	UC DAVIS	*	7.0	4	1	1	1	3	1	0	1	0	0	1	0	17-2	2-0	0	3.00	78
Mar 03	MICHIGAN STATE	*	6.0	4	1	1	2	5	0	0	0	1	0	0	0	13-2	3-0	0	2.50	74
Mar 10	XAVIER	*	6.1	5	3	2	3	6	2	0	1	0	0	0	0	11-8	4-0	0	2.22	90
Mar 17	WASHINGTON STATE	*	3.2	6	3	2	1	3	1	0	0	1	0	1	0	6-5	4-0	0	2.57	86
Mar 24	at Oregon	*	5.1	4	3	3	4	4	1	0	0	0	1	1	0	7-3	5-0	0	2.97	104
Mar 31	ARIZONA	*	2.0	7	7	6	2	5	2	0	1	1	0	0	0	17-16	5-0	0	4.33	57
Apr 07	at USC	*	2.1	4	2	1	0	1	0	1	1	0	0	1	0	11-8	5-0	0	4.30	35
Apr 28	at Washington	*	1.1	0	0	0	0	3	0	0	0	0	0	0	0	11-8	5-0	1	4.15	15
Totals		8	39.0	38	23	18	18	34	8	1	4	3	1	4	0	109-53	5-0	1	4.15	-


Date	Opponent	GS	IP	H	R	ER	BB	SO	2B	3B	HR	WP	BK	HBP	IBB	Score	W-L	Sv	ERA	N
Feb 14	VILLANOVA		1.0	0	0	0	0	1	0	0	0	0	0	0	0	4-1	0-0	1	0.00	15
Feb 16	VILLANOVA		2.0	0	0	0	1	2	0	0	0	2	0	1	0	6-4	0-0	2	0.00	21
Feb 18	OKLAHOMA STATE		1.1	0	0	0	3	3	0	0	0	0	0	0	1	1-2	0-0	2	0.00	32
Totals		0	4.1	0	0	0	4	6	0	0	0	2	0	1	1	11-7	0-0	2	0.00	-



Cooper BENSON #12 LHP

Freshman - 6'0 - 213
Bats/Throws: L/L
San Luis Obispo, Calif.
San Luis Obispo

Date	Opponent	GS	IP	H	R	ER	BB	SO	2B	3B	HR	WP	BK	HBP	IBB	Score	W-L	Sv	ERA	NP
Feb 15	MICHIGAN	1	6.1	6	3	2	0	8	2	0	1	0	0	0	0	0-5	0-1	0	2.84	97
Totals																			2.84	-




Gage WORKMAN #14 INF

Junior - 6'4 - 206
Bats/Throws: S/R
Queen Creek, Ariz.
Basha

Date	Opponent	Pos	AB	R	H	RBI	2B	3B	HR	BB	SB	CS	HBP	SAC	SF	GDP	K	PO	A	E	Avg
Feb 14	VILLANOVA	*3b	4	0	1	0	1	0	0	0	0	0	0	0	0	0	1	0	2	1	.250
Feb 15	VILLANOVA	*3b	4	0	0	0	0	0	0	0	0	0	0	0	0	0	1	0	4	0	.125
Feb 15	MICHIGAN	*3b	4	0	0	0	0	0	0	0	0	0	0	0	0	1	2	0	1	0	.083
Feb 16	VILLANOVA	*3b	3	1	1	1	0	0	0	0	0	0	0	0	1	0	1	0	2	0	.333
Feb 18	OKLAHOMA STATE	*3b	3	0	0	0	0	0	0	0	0	1	0	0	0	0	1	0	0	1	.111
Totals		5gs	18	1	2	1	1	0	0	0	0	1	0	0	1	1	6	0	9	2	.111

On base pct. .150 • Slugging pct. .167



Erik TOLMAN #15 LHP/UTL


Sophomore - 6'2 - 193
Bats/Throws: L/L
Lake Forest, Calif.
El Toro

Date	Opponent	Pos	AB	R	H	RBI	2B	3B	HR	BB	SB	CS	HBP	SAC	SF	GDP	K	PO	A	E	Avg
Feb 18	OKLAHOMA STATE	*pitch	4	0	1	0	0	0	0	0	0	0	0	0	0	0	1	0	0	0	.250
Totals		1gs	4	0	1	0	0	0	0	0	0	0	0	0	0	0	1	0	0	0	.250

On base pct. .250 • Slugging pct. .250

#15 Tolman,Erik - 1 appearance (All games)

Date	Opponent	GS	IP	H	R	ER	BB	SO	2B	3B	HR	WP	BK	HBP	IBB	Score	W-L	Sv	ERA	NP
Feb 18	OKLAHOMA STATE	1	6.0	6	2	2	3	12	0	0	1	0	0	0	0	1-2	0-1	0	3.00	118
Totals																				




Myles DENSON #17 OF

Senior - 6'2 - 184
Bats/Throws: R/R
Las Vegas, Nev.
Bishop Gorman

Date	Opponent	Pos	AB	R	H	RBI	2B	3B	HR	BB	SB	CS	HBP	SAC	SF	GDP	K	PO	A	E	Avg
Feb 14	VILLANOVA	*of	2	0	0	0	0	0	0	0	0	0	0	0	0	0	1	2	0	0	.000
Feb 15	VILLANOVA	*of	2	0	0	0	0	0	0	0	0	0	0	0	0	0	1	2	0	0	.000
Feb 15	MICHIGAN	*of	2	0	0	0	0	0	0	0	0	0	0	0	1	0	0	1	2	0	.000
Feb 18	OKLAHOMA STATE	philof	1	0	0	0	0	0	0	0	0	0	0	0	0	0	0	0	0	0	.000
Totals		3gs	7	0	0	0	0	0	0	0	0	0	0	0	1	0	2	7	0	0	.000

On base pct. .000 • Slugging pct. .000



Trevor HAUVER #18 OF

Junior - 6'0 - 202
Bats/Throws: L/R
Chandler, Ariz.
Perry




Boyd VANDER KOOI #19 RHP

Junior - 6'5 - 220
Bats/Throws: R/R
Mesa, Ariz.
Skyline

Date	Opponent	Pos	AB	R	H	RBI	2B	3B	HR	BB	SB	CS	HBP	SAC	SF	GDP	K	PO	A	E	Avg
Feb 14	VILLANOVA	*of	4	0	0	0	0	0	0	1	0	0	0	0	0	0	2	1	0	0	.000
Feb 15	VILLANOVA	*of	4	0	0	0	0	0	0	0	0	0	0	0	0	0	2	1	0	0	.000
Feb 15	MICHIGAN	*of	2	0	1	0	0	0	2	0	0	0	0	0	0	0	4	0	1	1	.100
Feb 16	VILLANOVA	*of	4	1	1	0	1	0	0	0	0	0	0	0	0	0	1	0	0	0	.143
Feb 18	OKLAHOMA STATE	*of	4	0	1	0	0	0	1	0	0	0	0	0	0	0	1	3	0	0	.167
Totals		5gs	18	1	3	0	1	0	4	0	0	0	0	0	0	0	6	5	0	1	.167

On base pct. .318 • Slugging pct. .222

Date	Opponent	GS	IP	H	R	ER	BB	SO	2B	3B	HR	WP	BK	HBP	IBB	Score	W-L	Sv	ERA	NP
Feb 15	VILLANOVA	1	7.2	6	2	1	2	5	1	0	0	0	0	0	0	1-2	0-1	0	1.17	80
Totals																				



Spencer TORKELESON #20 INF

Junior - 6'1 - 215
Bats/Throws: R/R
Petaluma, Calif.
Casa Grande




Blake BURZELL #22 RHP

Sophomore - 6'6 - 225
Bats/Throws: R/R
Laguna Beach, Calif.
Laguna Beach


Date	Opponent	Pos	AB	R	H	RBI	2B	3B	HR	BB	SB	CS	HBP	SAC	SF	GDP	K	PO	A	E	Avg
Feb 14	VILLANOVA	*1b	2	1	1	1	0	0	1	2	0	0	0	0	0	0	1	6	0	0	.500
Feb 15	VILLANOVA	*1b	2	1	1	1	0	0	1	3	0	0	0	0	0	0	0	8	1	0	.500
Feb 15	MICHIGAN	*1b	3	0	0	0	0	0	0	1	0	0	0	0	0	0	1	4	0	0	.286
Feb 16	VILLANOVA	*1b	2	1	1	0	0	0	2	1	0	0	0	0	0	0	0	8	1	0	.333
Feb 18	OKLAHOMA STATE	*1b	4	1	1	0	1	0	0	1	0	0	0	0	0	0	2	4	0	0	.308
Totals		5gs	13	4	4	2	1	0	2	9	1	0	0	0	0	0	4	30	2	0	.308

On base pct. .591 • Slugging pct. .846



Justin FALL #23 LHP

Junior - 6'6 - 240
Bats/Throws: L/L
Toms River, N.J.
Toms River South/ Brookdale




Will LEVINE #25 RHP

Sophomore - 6'2 - 205
Bats/Throws: R/R
Mission Viejo, Calif.
Mission Viejo

Date	Opponent	GS	IP	H	R	ER	BB	SO	2B	3B	HR	WP	BK	HBP	IBB	Score	W-L	Sv	ERA	NP
Feb 14	VILLANOVA	1	6.0	3	0	0	3	6	0	0	0	0	0	0	0	4-1	0-0	0	0.00	107
Totals																				

Date	Opponent	GS	IP	H	R	ER	BB	SO	2B	3B	HR	WP	BK	HBP	IBB	Score	W-L	Sv	ERA	NP
Feb 14	VILLANOVA	0	1.0	1	1	1	1	0	0	0	0	1	0	0	0	4-1	1-0	0	9.00	15
Totals																				



Graham OSMAN #26 LHP

Freshman - 6'3 - 183
Bats/Throws: L/L
Morrison, Colo.
Colorado Academy




Hunter JUMP #27 OF

Junior - 5'11 - 188
Bats/Throws: L/R
Aliso Viejo, Calif.
Aliso Niquel/Central Florida

Date	Opponent	GS	IP	H	R	ER	BB	SO	2B	3B	HR	WP	BK	HBP	IBB	Score	W-L	Sv	ERA	NP
Feb 14	VILLANOVA	1	1.0	1	0	0	0	2	0	0	0	0	0	0	0	4-1	0-0	0	0.00	16
Feb 15	VILLANOVA	0	0.1	0	0	0	0	0	0	0	0	0	0	0	0	1-2	0-0	0	0.00	2
Feb 16	VILLANOVA	0	0.1	1	1	1	0	1	0	0	1	0	0	0	0	6-4	1-0	0	5.40	6
Feb 18	OKLAHOMA STATE	0	0.1	0	0	0	1	0	0	0	0	0	0	0	1	1-2	1-0	0	4.50	2
Totals		0	2.0	2	1	1	1	3	0	0	1	0	0	0	1	12-9	1-0	0	4.50	-

Date	Opponent	Pos	AB	R	H	RBI	2B	3B	HR	BB	SB	CS	HBP	SAC	SF	OPF	K	PO	A	E	Avg
Feb 14	VILLANOVA	*dh	4	0	0	0	0	0	0	1	0	0	0	0	0	0	1	0	0	0	.000
Feb 15	VILLANOVA	*dh	4	0	0	0	0	0	0	0	0	0	0	0	0	0	0	0	0	0	.000
Feb 15	MICHIGAN	ph	1	0	1	0	0	0	0	0	0	0	0	0	0	0	0	0	0	0	.111
Feb 16	VILLANOVA	*of	4	0	1	0	1	0	0	0	0	0	0	0	0	0	0	0	0	0	.154
Feb 18	OKLAHOMA STATE	*of	5	0	1	0	0	0	0	0	0	0	0	0	0	1	1	0	0	0	.167
Totals		4gs	18	0	3	1	1	0	0	1	0	0	0	0	0	2	2	0	0	0	.167

On base pct. .211 • Slugging pct. .222



Tyler THORNTON #29 RHP


Sophomore - 6'3 - 178
Bats/Throws: R/R
Solana Beach, Calif.
Santa Fe Christian/Saint Mary's



Brady CORRIGAN #30 RHP

Junior - 6'2 - 210
Bats/Throws: R/R
Plainfield, Ill.
Plainfield North

Date	Opponent	GS	IP	H	R	ER	BB	SO	2B	3B	HR	WP	BK	HBP	IBB	Score	W-L	Sv	ERA	NP
Feb 16	VILLANOVA	1	6.2	1	3	2	3	8	1	0	0	0	0	0	0	6-4	0-0	0	2.70	98
Totals																				



Bryce BARNETT #32 RHP

Freshman - 6'0 - 170
Bats/Throws: R/R
Lockport, Ill.
Providence Catholic



Sean McLAIN #35 INF/OF

Freshman - 5'11 - 170
Bats/Throws: R/R
Tustin, Calif.
Arnold D. Beckman

Date	Opponent	GS	IP	H	R	ER	BB	SO	2B	3B	HR	WP	BK	HBP	IBB	Score	W-L	Sv	ERA	NP
Feb 15	MICHIGAN		0.2	1	0	0	1	1	1	0	0	1	0	0	0	0-5	0-0	0	0.00	14
Feb 16	VILLANOVA		0.0	0	0	0	1	0	0	0	0	0	0	0	0	6-4	0-0	0	0.00	4
Totals		0	0.2	1	0	0	2	1	1	0	0	1	0	0	0	6-9	0-0	0	0.00	

Date	Opponent	Pos	AB	R	H	RB	2B	3B	HR	BB	CS	HBP	SAC	SF	ODP	K	PO	A	E	Avg
Feb 14	VILLANOVA	cf	0	0	0	0	0	0	0	0	0	0	0	0	0	0	0	0	0	.000
Feb 15	VILLANOVA	pr/ot	0	0	0	0	0	0	0	0	0	0	0	0	0	0	0	0	0	.000
Feb 15	MICHIGAN	pr/ot	0	0	0	0	0	0	0	0	0	0	0	0	0	0	0	0	0	.000
Feb 16	VILLANOVA	pr/ot	0	1	0	0	0	0	0	0	0	0	0	0	0	0	0	0	0	.000
Feb 18	OKLAHOMA STATE	pr/ot	0	0	0	0	0	0	0	0	0	0	0	0	0	0	0	0	0	.000
Totals		Ogs	0	1	0	0	0	0	0	0	0	0	0	0	0	0	0	0	0	.000


On base pct. .000 • Slugging pct. .000



Seth TOMCZAK

Freshman - 6'3 - 181
Bats/Throws: L/R
Jackson, Calif.
Argonaut

#36
RHP




Alex HELMIN

Freshman - 6'5 - 190
Bats/Throws: R/R
Frankfort, Ill.
Providence Catholic

#37
OF

Date	Opponent	Pos	AB	R	H	2B	3B	HR	BB	CS	HBP	SAC	SF	GDP	K	PO	A	E	Avg
Feb 14	VILLANOVA	of	0	0	0	0	0	0	0	0	0	0	0	0	0	1	0	0	.000
Feb 18	OKLAHOMA STATE	pr	0	0	0	0	0	0	0	0	0	0	0	0	0	0	0	0	.000
Totals		Ugs	0	0	0	0	0	0	0	0	0	0	0	0	0	1	0	0	.000

On base pct. .000 • Slugging pct. .000



Seth NAGER

Freshman - 6'4 - 190
Bats/Throws: R/R
Oro Valley, Ariz.
Ironwood Ridge

#38
OF



Nick WALLERSTEDT

Freshman - 6'3 - 178
Bats/Throws: R/R
Tempe, Ariz.
Corona Del So.


#24
RHP

Date	Opponent	Pos	AB	R	H	2B	3B	HR	BB	CS	HBP	SAC	SF	GDP	K	PO	A	E	Avg
Feb 14	VILLANOVA	pr	0	1	0	0	0	0	0	0	0	0	0	0	0	0	1	0	.000
Feb 15	VILLANOVA	pr	0	0	0	0	0	0	0	0	0	0	0	0	0	0	0	0	.000
Feb 15	MICHIGAN	of	0	0	0	0	0	0	0	0	0	0	0	0	0	2	1	0	.000
Feb 16	VILLANOVA	*of	2	0	0	0	0	0	0	0	0	0	0	0	0	2	1	0	.000
Feb 18	OKLAHOMA STATE	*of	1	0	0	0	0	0	0	0	0	0	0	0	1	1	0	0	.000
Totals		2gs	3	1	0	0	0	0	0	0	0	0	0	0	3	4	1	0	.000

On base pct. .000 • Slugging pct. .000

Date	Opponent	Pos	AB	R	H	2B	3B	HR	BB	CS	HBP	SAC	SF	GDP	K	PO	A	E	Avg
Feb 15	VILLANOVA	pr	0	0	0	0	0	0	0	0	0	0	0	0	0	0	0	0	.000
Totals		Ugs	0	0	0	0	0	0	0	0	0	0	0	0	0	0	0	0	.000

On base pct. .000 • Slugging pct. .000



Alexander OGG

#40
RHP

Freshman - 6'5 - 177
Bats/Throws: R/R
Bedford Corners, N.Y.
The Harvey




Christian BODLOVICH

#41
RHP

Junior - 6'0 - 210
Bats/Throws: R/R
San Pedro, Calif.
Mira Costa

Date	Opponent	GS	IP	H	R	ER	BB	SO	2B	3B	HR	WP	BK	HBP	IBB	Score	W-L	Sv	ERA	NP
Feb 15	VILLANOVA		1.0	0	0	0	1	2	0	0	0	0	0	0	0	1-2	0-0	0	0.00	19
Totals		0	1.0	0	0	0	1	2	0	0	0	0	0	0	0	1-2	0-0	0	0.00	19



Danny MARSHALL

#43
OF/LHP

Freshman - 5'10 - 153
Bats/Throws: L/L
Queen Creek, Ariz.
Queen Creek



Cam DENNIE


#45
RHP

Freshman - 6'2 - 183
Bats/Throws: R/R
Culver, Ind.
Plymouth

Date	Opponent	Pos	AB	R	H	RFI	2B	3B	HR	BB	SB	CS	HBP	SAC	SF	ODP	K	PO	A	E	Avg
Feb 14	VILLANOVA	*of	2	0	0	0	0	0	0	0	0	0	0	0	0	0	0	1	3	0	0.000
Feb 15	VILLANOVA	*of	1	0	0	0	0	0	0	0	0	0	0	0	0	0	0	1	0	0	0.000
Feb 15	MICHIGAN	*of	1	0	0	0	0	0	0	0	0	0	0	0	0	0	0	1	0	0	0.000
Feb 16	VILLANOVA	of	0	0	0	0	0	0	0	0	0	0	0	0	0	0	0	0	0	0	0.000
Feb 18	OKLAHOMA STATE	pr	0	0	0	0	0	0	0	0	0	0	0	0	0	0	0	0	0	0	0.000
Totals		3gs	4	0	0	0	0	0	0	0	0	0	0	0	0	0	0	2	5	0	0.000


On base pct. .200 • Slugging pct. .000

Date	Opponent	GS	IP	H	R	ER	BB	SO	2B	3B	HR	WP	BK	HBP	IBB	Score	W-L	Sv	ERA	NP
Feb 15	MICHIGAN		2.0	2	2	2	1	1	0	0	0	0	0	0	0	0-5	0-0	0	9.00	31
Feb 18	OKLAHOMA STATE		1.1	0	0	0	0	3	0	0	0	0	0	0	0	1-2	0-0	0	5.40	22
Totals		0	3.1	2	2	2	1	4	0	0	0	0	0	0	0	1-7	0-0	0	5.40	53



Nate BAEZ #46 INF/UTL

Freshman - 6'1 - 191
Bats/Throws: R/R
Oro Valley, Ariz.
Ironwood Ridge



Brian KALMER #48 OF

Freshman - 6'2 - 195
Bats/Throws: R/R
Chandler, Ariz.
Corona Del Sol

Date	Opponent	Pos	AB	R	H	RBI	2B	3B	HR	BB	SB	CS	HBP	SAC	SF	GDP	K	PO	A	E	Avg
Feb 14	VILLANOVA	ph	0	0	0	0	0	0	0	0	0	0	0	0	0	0	0	0	0	0	.000
Feb 15	VILLANOVA	*2b	3	0	1	0	0	0	0	1	0	0	0	0	0	0	1	4	2	0	.333
Feb 15	MICHIGAN	*dh	4	0	1	0	1	0	0	0	0	0	0	0	0	0	0	0	0	0	.250
Feb 16	VILLANOVA	*dh	3	1	1	1	0	0	0	0	0	0	0	0	0	1	0	0	0	0	.300
Feb 18	OKLAHOMA STATE	ph	1	0	0	0	0	0	0	0	0	0	0	0	0	0	1	0	0	0	.273
Totals		-3gs	11	1	3	1	1	0	0	1	0	0	0	0	0	1	2	4	2	0	.273

On base pct. .357 • Slugging pct. .364

Date	Opponent	Pos	AB	R	H	RBI	2B	3B	HR	BB	SB	CS	HBP	SAC	SF	GDP	K	PO	A	E	Avg
Feb 14	VILLANOVA	ph	1	0	0	0	0	0	0	0	0	0	0	0	0	0	0	0	0	0	.000
Feb 15	VILLANOVA	ph	0	0	0	0	0	0	0	0	1	0	0	0	0	0	0	0	0	0	.000
Feb 18	OKLAHOMA STATE	ph	0	0	0	0	0	0	0	0	1	0	0	0	0	0	0	0	0	0	.000
Totals		0gs	1	0	0	0	0	0	0	0	2	0	0	0	0	0	0	0	0	0	.000

On base pct. .667 • Slugging pct. .000