

ASU 2019-2020 SCHEDULE

Date Opp. (TV/Radio).....FINAL/TIP

11/9 Colorado (ESPN2)..... L, 71-81

AIR FORCE RESERVE TIP-OFF/TEMPE

11/14 CCSU (P12/92.3 FM)..... W, 90-49

11/17 Rider (P12/620 AM)..... W, 92-55

AIR FORCE RESERVE TIP-OFF/CONN

11/23 St. John's (ESPN3/620 AM) W, 80-67

11/24 #7 UVA (ESPN/620 AM) L, 45-48

11/26 @Princeton (ESPN+/620).... W, 67-65

12/3 @San Fran (CBSSN/98.7).... W, 71-67

12/7 Louisiana (P12/620 AM)..... W, 77-65

12/11 Prairie View (P12/620 AM) .. W, 88-79

12/14 Georgia (P12/620 AM) W, 79-59

12/18 St. Mary's (PHX) (P12/98.7) . L, 56-96

12/21 Creighton (P12/620 AM) L, 60-67

12/28 TX-South. (P12/98.7 FM)..... W, 98-81

1/4 @#25 Arizona (P12/98.7 FM)L, 47-75

1/9 @Oregon St. (ESPN/98.7) W, 82-76

1/11 @#9 Oregon (P12/98.7 FM) . L, 69-78

1/16 #20 Colorado (ESPN2/98.7) L, 61-68

1/18 Utah (P12/620 AM)..... W, 83-64

1/25 #22 Arizona (P12/98.7 FM) . W, 66-65

1/29 @WSU(ESPN/98.7 FM) L, 65-67

2/1 @Wash. (P12/98.7 FM)..... W, 87-84

2/6 UCLA (ESPN2/98.7 FM) 9

2/8 USC (FS1/620 AM)..... 8

2/13 @Stanford (ESPN2) 8 PT

2/16 @California (ESPN/98.7 FM) 3 PT

2/20 Oregon (ESPN2)..... 7

2/22 Oregon St. (ESPN2/U)..... 6

2/27 @UCLA (P12) 8 PT

2/29 @USC (ESPN2/U)..... 5 PT

3/5 Washington (ESPN2/U)..... 7

3/7 Washington State (P12) 4:30

3/11 Pac-12 Tournament..... Las Vegas

TURNED IT AROUND FAST

Buffalo was 285-369 (.436) in 22 seasons after going Division I (1991-2013). The Bulls were 42-20 (.677) in Coach Hurley's two seasons. He is 128-86 in seven years as a head coach and 86-66 at ASU.

FINAL FOUR TRIVIA: Coach Hurley is one of four current head coaches who won a Final Four MOP. Juan Dixon (2002), Danny Manning (1988) and Patrick Ewing (1984) are the others.

SUN DEVIL

M E N ' S B A S K E T B A L L

@SUNDEVILHOOPS (13-8; 4-4) HOSTS LA SCHOOLS WITH SIX OF FINAL 10 AT HOME

Thur. Feb. 6 - vs. UCLA

9 p.m./ESPN2/98.7 FM

ASU 3 straight Ws over UCLA

Sat., Feb. 8 - vs. USC

8 p.m./FS1/620 AM

ASU 10-1 vs. USC in Tempe past 11

The Arizona State Sun Devil men's hoops team (13-8; 4-4) -- coming off back-to-back NCAA Tournaments for the first time since 1980-81 and the only Pac-12 team to make the NAAs the past two seasons -- hosts the UCLA Bruins on Thursday, Feb. 6, at 9 p.m. in an ESPN2 game with Dave Feldman and Adrian Branch on the call. Prior to its past two NCAA appearances under Bobby Hurley, ASU had made the NCAA Tournament three times in previous 22 seasons (1996-2017). Remy Martin is the only Pac-12 player since 1996-97 to open conference play with six straight games of 20+ points (streak ended Jan. 29 at WSU), while ASU is 18-5 when Rob Edwards scores 13 in his two seasons (12-2 when he scores 15). ASU has won three straight against UCLA for the first time since it won three straight in from Feb. 16, 2002-Feb. 15, 2003. It has never won four straight vs. UCLA and its only other three-game win streak was from Jan. 17, 1980-Jan. 16, 1981.

THIS IS US: ASU has 24 wins (11 on the road) when trailing at the half under Bobby Hurley in five seasons, after going 12-64 (.157) the previous five seasons. It did it seven times in 2017-18 and did it in 2018-19 at Georgia, vs. No. 1 Kansas, at California, at UCLA, vs. Cal and at Oregon State. This year it has halftime comeback wins over St. John's, at Princeton vs. No. 22 Arizona. ASU actually trailed Arizona 37-15 with just over five minutes remaining in the first half before closing the gap to 43-30 at the half and then scored the first 10 points of second half. The 22-point comeback matches what is believed to be the biggest in Pac-12 history.

PAC-12 STAT STUFF: ASU leads the Pac-12 in steals at 7.95 per game (167 in 21 games) while its turnover margin (+2.95) is second behind only Washington State (+3.91)...Remy Martin is second in the league in scoring at 19.33 points per game and tied for second in steals (1.76 per game with 37 on the year)...Romello White is second in the Pac-12 in rebounding at 9.00 per game and leads in field goal percentage at .643. His seven double-doubles is tied for fourth in the league while his nine double-digit rebounding games is tied for third...Remy leads the Pac-12 at 21.63 points per game in conference games and his 13 20-point games is tied for league lead.

GAME #21: ASU 87, @WASHINGTON 83 (FEB. 1): ASU put five players in double figures led by Remy Martin's 19 and used an early lead and great free throw shooting to win at Seattle. The Sun Devils were 27-of-33 (.818) from the foul line -- including 21-of-25 in the second half -- and outrebounded UW 42-33. ASU led for 38:32 and trailed only once one minute into the game (2-1). The ASU bench outscored the UW bench 32-13. Rob Edwards, Romello White and Alonzo Verge Jr. all had 18 while Khalid Thomas added 10.


PHYSICAL: Top wingspans on the team are Jalen Graham (7-2), Romello White (7-0) and Kimani Lawrence (6-11 1/2). Best standing vertical is Graham (32.5"), while Remy Martin is next (31.5") while best approach verticals are Remy (40.5"), Jaelen House (39.5") and Graham (39").

NCAA NOTE: ASU had been to four NCAA Tournaments (1995, 2003, 2009 and 2014) in 26 seasons (1992-2017) and not been back-to-back since 1980-81. Remy Martin, Kimani Lawrence and Romello White have now gone to the Dance in each of their first two seasons.

SOME SOLID DUBS: Bobby Hurley has led ASU to a 47-16 regular season non-conference record in his five years, with notable wins over NC State, at Creighton, Texas A&M, UNLV (twice), Stephen F. Austin, Kansas State, Xavier, St. John's (twice plus a NCAA Tournament win), Kansas (twice), Vanderbilt and Georgia (twice).

ASU MEDIA RELATIONS: ASU men's basketball SID Doug Tammaro can be reached directly at 480-734-7795 or via e-mail at tammaro@asu.edu. The ASU website is: www.TheSunDevils.com.

Pos	#	Name	Yr.	Ht./Wt.	2019-2020 SUN DEVIL ROSTER NOTES
F	00	Mickey Mitchell	Sr.	6-7/225	Worked his way back from back injury last year that kept him out all but six games
G	1	Remy Martin	Jr.	6-0/175	One of the most exciting players in the nation who takes and makes the 15-foot jumper
G	2	Rob Edwards	Sr.	6-5/205	Transfer from Cleveland State had solid 2018-19 season after overcoming injuries
G	3	Caleb Christopher	Fr.	6-1/180	Carson (Calif.) product from Mayfair High School
G	4	Kimani Lawrence	Jr.	6-8/220	Can guard 5 positions and play 4 of them
F	5	Elias Valtonen	So.	6-7/210	Solid summer playing overseas
G	10	Jaelen House	Fr.	6-1/160	Combo guard is lightning fast from Shadow Mountain High School/dad is Eddie
G	11	Alonzo Verge Jr.	Jr.	6-3/167	Got a lot of buckets in JC/43 points vs. Saint Mary's on Dec. 18/GW vs. No. 22 UA
G	12	Micah Burno	Fr.	6-0/200	Chaparral High School product
F	15	John Olmsted	Fr.	6-10/215	Walkon with skills and height from Morenci, Ariz.
F	20	Khalid Thomas	Jr.	6-9/210	JC transfer from College of Southern Idaho/Portland product/GW 3PTer at Princeton
F	22	Andre Allen	Jr.	6-9/215	JC transfer from Arizona Western; 13.3 ppg/8.4 rpg last season
F	23	Romello White	Jr.	6-8/220	Three-year starter from Atlanta who played for Jerry Stackhouse in club hoops
F	24	Jalen Graham	Fr.	6-9/220	Long and skilled freshman from Phoenix's Mountain Pointe High School showing flashes
G	25	Grant Fogerty	Sr.	6-0/175	Senior walkon from nearby Desert Mountain HS
F	30	Kyle Feit	So.	6-4/190	IMG Academy (Fla.) walkon who sat last year with injury
F	35	Taeshon Cherry	So.	6-9/220	Sun Devils are 8-0 when he scores in double digits
Head Coach: Bobby Hurley/42-20 at Buffalo (2013-15); 1992 Final Four MOP					
Coaching Staff: Rashon Burno (Associate HC), Eric Brown, Rasheen Davis					
Special Assistant to HC: Ben Wood Operations: Derrick Wrobel					
Sports Performance: Daniel Marshall Trainer: John Anderson					



ROAD: ASU opened Pac-12 play with three straight on the road for the seventh time in the past 12 seasons and for the third time in Coach Hurley's five seasons (also in 2017-18, 2016-17, 2014-15, 2011-12, 2010-11 and 2008-09). Coach Hurley's squad navigated something similar as in the past three seasons six times teams have opened with five of first seven on the road (as USC did this year). ASU in 2017-18 is the only one of the six to make the NCAA Tournament in that time.

PAC-12 REFRESHER: ASU finished second in the Pac-12 for just the fourth time in its 41-year Pac-10/12 history last year (2009-10, 1980-81 and 1979-80). ASU won 12 loop games for just the sixth time.

BEST PAC-12 RECORDS

16-2: 1980-81

15-3: 1979-80

12-6: 2018-19, 2009-10, 1994-95, 1982-83

ROMELLO: Romello White sprained his right ankle on Dec. 28 vs. Texas Southern and played eight minutes. His stats took a hit as he played limited minutes at Arizona on Jan. 4. He had 18 points and 17 rebounds in the Georgia win on Dec. 14 and was averaging 14.7 ppg/ 13.7 rpg and shooting 32-of-44 (.727) in his previous six games to TSU (Dec. 28).

ROAD WINS: ASU's 5-4 Pac-12 road mark last year was its best since the 2009-10 and 2008-09 teams went 5-4 and matched ASU's best Pac-12 road mark in 39 seasons. Last year was only ASU's sixth winning road record since it joined the Pac-10 in 1978-79 (41 seasons). Ned Wulk's 1980-81 (8-1) and 1979-80 (7-2) teams set the bar, while Bill Frieder's 1994-95 Sweet Sixteen team also went 5-4.

REMY: Remy Martin became the 38th member of the ASUI 1,000-point club on Jan. 11 as he now has 1,127 career points in 85 career games (13.2 pg). He has 13 20-point games on the year and posted seven straight -- averaging 24.3 points in those seven -- before posting 15 at Washington State on Jan. 29. The seven straight 20-point tilts matched the best by a Sun Devil since Eddie House posted eight in 1999-2000. Remy posted a career-high 33 points at Princeton on Nov. 26 and is averaging 19.4 ppg after averaging 11.3 in his first two years.

PAC-12 PLAYERS MOST CONSECUTIVE GAMES 20+ POINTS SINCE 1996-97 (IN ONE SEASON)

11-Ed Gray, CAL (Jan. 9, 1997-Feb. 15, 1997)

9-Landry Fields, STAN (Nov. 24, 2009-Jan. 2, 2010)

9-Brandon Roy, UW (Jan. 26, 2006-Feb. 26, 2006)

8-Tyler Dorsey, UO (March 9, 2017-April 1, 2017)

8-Eddie House, ASU (Dec. 18, 1999-Jan. 15, 2000)

8-Jason Terry, UA (Jan. 28, 1999-Feb. 20, 1999)

7-Remy Martin, ASU (Dec. 28, 2019-Jan. 25, 2020)

7-Klay Thompson, WSU (Feb. 17, 2011-Mar. 21, 2011)

7-Luke Ridnour, UO (Feb. 2, 2003-Mar. 13, 2003)

7-Jeremy Veal, ASU (Jan. 24, 1998-Feb. 19, 1998)

7-O.J. Mayo, USC (Feb. 21, 2008-Mar. 13, 2008)

WHO WE LOST: Three regular rotation players are gone from last year, including All-Pac-12 performers Zylan Cheatham and Lu Dort (Pac-12 Freshman of the Year), as well as De'Quon Lake.

LOTS OF HOTEL PENS: ASU played five of its first seven in Shanghai, Connecticut, New Jersey and San Francisco as it spent 17 of its first 32 nights of the season in a hotel and flew 20,134 miles on nine flights. When Coach Hurley took the ASU job in April of 2015 he said ASU was going to play some folks and not be afraid to go on the road. ASU's tally of non-conference states in his five years is at 11 with other trips to the Bahamas (vs. Kentucky) and China. ASU has played non-conference games in New York (MSG and Barclays), Nebraska (Creighton), at Kentucky, Nevada (at UNLV), Florida (Old Spice Classic), California (San Francisco and San Diego State), at Kansas, at Georgia, Tennessee (Vanderbilt) and New Jersey (at Princeton).

CARRIED LEAGUE: In Bobby Hurley's first four seasons, ASU led the Pac-12 in wins over ranked out-of-conference teams in the regular season (five) with wins over Kansas (twice), Xavier, Mississippi State and Texas A&M. Four of the wins were away from Tempe. The rest of the league was 15-42 in those four seasons and seven of the teams had one or zero wins.

ON THE ROAD (AGAIN) TO START PAC-12: ASU opened Pac-12 on the road for the eighth time in past dozen seasons when it traveled to Arizona on Jan. 4. Ironically with the 20-game league slate and opening weekends announced, ASU will travel to Cal and make it nine times in past 13 years to open the Pac-12 season on the road next year.

**SUN DEVIL PAC-12 OPENERS PAST 12 SEASONS
(AND ALSO NEXT YEAR -- HOME GAMES BOLD)**

ASU @California (Dec. 3, 2020)
@#25 Arizona 75, ASU 47 (Jan. 4, 2020)
Utah 96, ASU 86 (Jan. 3, 2019)
@#17 Arizona 84, #3 ASU 78 (Dec. 30, 2017)
ASU 98, @Stanford 93 (Dec. 30, 2016)
#4 Arizona 94, ASU 82 (Jan. 3, 2016)
@#8 Arizona 73, ASU 49 (Jan. 4, 2015)
Washington 76, ASU 65 (Jan. 2, 2014)
ASU 55, Utah 54 OT (Jan. 2, 2013)
@Arizona 68, ASU 51 (Dec. 31, 2011)
@Oregon State 80, ASU 58 (Dec. 30, 2010)
@UCLA 72, ASU 70 (Dec. 31, 2009)
ASU 90, @Stanford 60 (Jan. 2, 2009)

CLOSE OUT AND HAND UP: Sun Devil opponents are shooting .325 from the three-point stripe, the third-best defensive mark in ASU history.

SUN DEVIL BEST THREE-POINT DEFENSE TEAMS

.317, 2009-10 (181-571)
.319, 2008-09 (212-665)
.325, 2019-20 (139-428)
.326, 2012-13 (175-536)
.333, 1994-95 (137-411)
.334, 2018-19 (292-874)

2018-19 QUICK REVIEW: ASU was 23-11 and 12-6 (second) in the Pac-12 after being picked sixth in the preseason media poll. It beat No. 1 Kansas on Dec. 22, ASU's first win over No. 1 at home and second all-time (won at Oregon State in March of 1981) and notched first NCAA Tournament win since 2009 with a 74-65 victory over St. John's on March 20.

REMY MARTIN 20+ SCORING TILTS (20)

33 at Princeton (11/26/19)
31 vs. Arizona (1/31/19)
29 at Oregon (1/11/20)
27 at Arizona (3/9/19)
25 vs. #20 Colorado (1/16/20)
24 vs. Arizona (1/25/20)
24 at Oregon State (1/9/20)
24 at California (1/9/19)
23 vs. Texas Southern (12/28/19)
23 vs. Georgia (12/14/19)
23 vs. Colorado/China (11/9/19)
22 vs. Utah (1/3/19)
21 vs. Prairie View A&M (12/11/19)
21 vs. #7 Virginia (11/23/19)
21 at Georgia (12/15/18)
21 at #2 Kansas (12/10/17)
20 vs. Utah (1/18/20)
20 at #25 Arizona (1/4/20)
20 vs. Rider (11/17/19)
20 vs. Colorado/Las Vegas (3/7/18)

ROMELLO WHITE TOP SCORING TILTS

25 vs. Northern Arizona (11/17/17)
22 vs. St. John's at STAPLES (12/8/17)
21 at Washington State (2/4/18)
19 vs. #20 Colorado (1/16/20)
19 vs. Louisiana (12/7/19)
19 vs. UCLA (3/13/19)
19 vs. Colorado (1/5/19)
19 vs. Texas Southern (12/1/18)
19 at Stanford (1/17/18)
19 vs. Kansas State in Las Vegas (11/23/17)

ROMELLO WHITE

15 DOUBLE-DOUBLES (7 IN 2019-20)

15/11 at Washington State (1/29/20)
19/10 vs. #20 Colorado (1/16/20)
18/12 vs. Creighton (12/21/19)
18/17 vs. Georgia (12/14/19)
14/16 vs. Prairie View A&M (12/11/19)
19/14 vs. Louisiana (12/7/19)
14/11 at San Francisco (12/3/19)
18/11 vs. Princeton (12/29/18)
19/14 vs. Texas Southern (12/1/18)
13/11 vs. California (3/1/18)
10/14 at Washington (2/1/18)
10/11 at Colorado (1/4/18)
14/11 vs. UC Irvine (11/9/17)
16/15 vs. San Diego State (11/14/17)
16/13 vs. San Francisco (2/2/17)

BOBBY HURLEY YEAR-BY-YEAR

7-YEAR TOTALS: 128-86 (.596)

ASU: 86-66 (.562/5 SEASONS)

2019-20: 13-8

2018-19: 23-11

2017-18: 20-12

2016-17: 15-18

2015-16: 15-17

BUFFALO (42-20/.677)

2014-15: 23-10

2013-14: 19-10

COACH AS PLAYER: Coach Hurley's 145 assists in 20 games is a NCAA Tournament record. Other numbers:

.583: In the 1992 Final Four, Coach made 7-of-12 three pointers en route to the Most Outstanding Player honors.

.667: In the April 4, 1992 Final Four game vs. Indiana, Coach went 6-of-9 from the three-point stripe.

2: In addition to 1992 Most Outstanding Player honors, Coach also earned 1991 All-Tournament Team honors.

9: In the 1991 title game vs. Kansas on April 1, he posted nine assists.

119: 119-26 (.821) in his four years at Duke.

18-2: 18-2 in NCAA Tournament career.

3-PTERS IN NCAA TOURNAMENT

47, Lee Humphrey, UF, 2004-07

43, Shelvin Mack, Butler, 2009-11

42, Bobby Hurley, Duke, 1990-93

NCAA TOURNAMENT GAMES

23, Christian Laettner, Duke, 1989-92

22, Greg Koubek, Duke, 1988-91

22, Brian Davis, Duke, 1989-92

21, Wayne Turner, Kentucky, 1996-99

20, Thomas Hill, Duke, 1990-93

20, Bobby Hurley, Duke, 1990-93

20, Grant Hill, Duke, 1991-94

20, Antonio Lang, Duke, 1991-94

ROMELLO PAST NOTES: Romello made .625 of his shots in his first two seasons including 120-of-184 in his freshman year...coached by Jerry Stackhouse in the Atlanta AAU circuit... started 63 of 65 games his first two years and led team in offensive boards in each of the past two seasons with 77 last year and 79 in 2017-18...has two of the best field goal percentage mark's in ASU history as he shot .652 in freshman year (fourth) and .598 last year (ninth-best.)

ROMELLO WHITE TOP REBOUNDING GAMES

17 vs. Georgia (Dec. 14, 2019)

16 vs. Prairie View A&M (Dec. 11, 2019)

15 vs. San Diego State (Nov. 14, 2017)

14 vs. Louisiana (Dec. 7, 2019)

14 vs. Texas Southern (Dec. 1, 2018)

14 at Washington (Feb. 1, 2018)

13 vs. San Francisco (Dec. 2, 2018)

12 vs. Creighton (Dec. 21, 2019)

12 vs. Saint Mary's (Dec. 18, 2019)

ROAD: ASU won at Princeton (67-65/Nov. 26) and San Francisco (71-67/Dec. 3), as it is 7-2 (.778) in OOC road games under Bobby Hurley, after going 8-22 (.267) in its previous 30 efforts.

ASU OUT OF CONFERENCE ROADIES UNDER BOBBY HURLEY (7-2)

ASU 71, San Francisco 67 (Dec. 3, 2019)

ASU 67, Princeton 65 (Nov. 26, 2019)

Vanderbilt 81, ASU 65 (Dec. 17, 2018)

#20 ASU 76, Georgia 74 (Dec. 15, 2018)

#16 ASU 95, #2 Kansas 85 (Dec. 10, 2017)

ASU 74, San Diego State 63 (Dec. 10, 2016)

ASU 66, UNLV 56 (Dec. 16, 2015)

#5 Kentucky 72, ASU 58 (Dec. 5, 2015)

ASU 79, Creighton 77 (Dec. 2, 2015)

REMY: Remy's two best scoring games last year were wins over Arizona -- 31 in 95-88 double OT win on Jan. 31 and 27 in final game of regular season on road on March 9...led ASU to first sweep over Arizona since 2008-09 and first win in Tucson since 2010...second-team All-Pac-12 by the league's coaches in 2018-19...21 points, eight rebounds, five assists and three steals to spark ASU back from an 18-point deficit to a 76-74 victory at Georgia on Dec. 15, 2018, leading to his Dec. 17 Pac-12 Player of the Week Award. Had 12 points, five boards, two assists and two steals in the second half, including back-to-back baskets inside the final 3:11 which gave ASU its first lead of game at 71-70....led Pac-12 with a 2.4 assist-to-turnover ratio and second in league at five apg...had his November and early December of 2018 ruined by a bum ankle.

SUN DEVIL TOP CAREER SCORING CHART

25. 1,174 -- Rihards Kuksiks, '07-11

26. 1,137 -- Fat Lever, '78-82

27. 1,127 -- Remy Martin, '17-present

GOOD NOTE: ASU has defeated seven ranked teams in Bobby Hurley's five seasons, but it trailed at the half in five of the wins, including both wins over Kansas.

ASU WINS VS. RANKED TEAMS UNDER BOBBY HURLEY (ASU DEFICIT AT HALF)

ASU 66, #22 Arizona 65 (Jan. 25, 2020)--Arizona 43, ASU 30

#18 ASU 80, #1 Kansas 76 (Dec. 22, 2018)--Kansas 39, #18 ASU 31

ASU 72, #15 Mississippi State 67 (Nov. 19, 2018/Las Vegas)

#16 ASU 95, at #2 Kansas 85 (Dec. 10, 2017)--Kansas 40, #16 ASU 37

ASU 102, #15 Xavier 86 (Nov. 24, 2017/Las Vegas)--Xavier 46, ASU 44

ASU 74, #23 USC 67 (Feb. 12, 2016)--USC 30, ASU 27

ASU 67, #18 Texas A&M 54 (Dec. 5, 2015)

ROB EDWARDS: Dropped buckets in big wins in 2018-19, with 15 off the bench vs. #1 Kansas, 19 vs. Arizona, 28 at Utah and 13 at Oregon State...when he scores 13, ASU is 18-5 and 12-2 when he scores 15...entered ASU with 909 points in 63 games (14.4 ppg.)...71-of-85 (.835) from the free throw line in 2018-19...missed six games early and only scored 14 points in the first nine games (14 in opener, six DNPs due to a back injury and zero points vs. Nevada and Georgia)...stats last year look a lot better when you remember he went from Nov. 7-Dec. 16 without scoring. In those three games he did play, he was 4-of-26 (.154) from field and 2-of-9 (.222) from three and had 14 points (all against CSF in the opener).

ROB EDWARDS 15+ POINTS SUN DEVIL SCORING TILTS (12-2)

28 at Utah (2/16/19)
24 vs. Utah (1/18/20)
23 vs. CCSU (11/14/19)
20 vs. Colorado/China (11/9/19)
19 at Washington (2/1/20)
19 vs. Arizona (1/31/19)
18 at Oregon State (1/9/20)
17 vs. Louisiana (12/7/19)
16 vs. California (2/24/19)
16 vs. Stanford (2/20/19)
15 vs. Arizona (1/25/20)
15 vs. Oregon (3/15/19)
15 vs. UCLA (3/14/19)
15 vs. #1 Kansas (12/22/18)

GONNA' PLAY FOLKS: Bobby Hurley is going to play some folks. In his first year after looking at a schedule he inherited that included tilts against NC State in Brooklyn, at Creighton, at UNLV and against eventual No. 18 Texas A&M, he put the wheels in motion to play at Kentucky and filled a holiday break hole that could have been a yawner with Stephen F. Austin. In 2016-17, the squad played No. 1 Kentucky in the Bahamas, Purdue in New York City, at San Diego State, and finished a series with No. 9 Creighton. Kansas returned a trip to Tempe last year after ASU's win on Dec. 10, 2017. Coach Hurley has played six top-10 non-conference opponent in his five years, after ASU faced one in the previous 17 seasons during the regular season.

ASU REGULAR SEASON OOC GAMES VS. TOP-10 TEAMS (SINCE JOINING PAC-10)

#7 Virginia 48, ASU 45 (Nov. 24, 2019 at Mohegan Sun Resort)
#18 ASU 80, #1 Kansas 76 (Dec. 22, 2018)
#16 ASU 95 @#2 Kansas 85 (Dec. 10, 2017)
#9 Creighton 96, ASU 85 (Dec. 20, 2016)
#1 Kentucky 115, ASU 69 (Nov. 28, 2016 at Bahamas)
@#5 Kentucky 72, ASU 58 (Dec. 12, 2015)
#7 Duke 64, ASU 53 (Nov. 25, 2009 at MSG)
#2 Kansas 90, ASU 88, OT (Nov. 26, 1997 at MSG)
ASU 97, #7 Maryland 90 (November 23, 1994 at Maui)
@#8 Oklahoma St. 87, ASU 69 (December 2, 1993)
@#9 Kentucky 94, ASU 68 (December 14, 1991)
@#2 Kansas 90, ASU 67 (December 22, 1989)
#10 North Carolina 85, ASU 66 (December 23, 1984 at Tokyo)
#6 Missouri 48, ASU 47 (December 27, 1982 at Honolulu)

**KIMANI LAWRENCE
TOP SCORING GAMES**

22 vs. #22 Mississippi State (11/19/18)
18 vs. Omaha (11/28/18)
16 vs. Cal State Fullerton (11/6/18)
16 vs. McNeese State (11/9/18)
15 at UCLA (1/24/19)
13 vs. Washington State (2/7/19)
13 vs. Texas Southern (12/1/18)
13 vs. Long Beach State (11/12/18)

BUTTS IN SEATS: The past two seasons have resulted in the best average attendance marks in Sun Devil history.

**TOP AVERAGE SEASON
ATTENDANCE MARKS**

2017-18: 10,603
2018-19: 10,538
1995-96: 9,514
2008-09: 9,354
1994-95: 9,333

**TEAM LEADERS IN 2019-20
(includes shared)**

Scoring: Martin (15), Edwards (3), House (1), White (2), Verge (3)
Rebounding: White (15), Martin (1), Edwards (2), Verge (1), Cherry (2), Graham (1)
Assists: Martin (14), Verge (6), House (3), White (1), Edwards (10), Mitchell (1)

THREE-POINT NOTE

Entering 2019-20 ASU has made a three-pointer in 621 straight games. The last time ASU did not make a three-pointer was in an 89-57 win over Washington in Tempe on Feb. 10, 2001.

**TAESHON CHERRY DOUBLE-DIGIT
SCORING GAMES (8-0)**

19 vs. Omaha (Nov. 28, 2018)
15 vs. Oregon (Jan. 19, 2019)
15 vs. Utah State (Nov. 21, 2018)
14 vs. Texas Southern (Dec. 1, 2018)
12 vs. Oregon State (Jan. 17, 2019)
11 vs. Utah (1/18/2020)
11 vs. Stanford (Feb. 20, 2019)
10 at San Francisco (Dec. 3, 2019)

SUN DEVIL INDIVIDUAL HIGHS (FEB. 4, 2020)

#00 MICKEY MITCHELL HIGHS

SEASON **CAREER**
4 vs. TX-Southern (12/28/19) ... **POINTS** 12 (3 times)
5 vs. St. Mary's (12/18/19) ... **REBOUNDS** 13 vs. Vanderbilt (12/17/17)
2 vs. St. Mary's (12/18/19) ... **STEALS** 3 vs. ARIZONA (2/15/18)
25 vs. TX-Southern (12/28/19) ... **MIN.** 33 at Stanford (1/17/18)

#1 REMY MARTIN CAREER HIGHS

POINTS: 33 at Princeton (11/26/19)
FG MADE: 13 at Princeton (11/26/19)
FG ATT: 23 vs. COLORADO (1/16/20)/at Princeton (11/26/19)
3-PT MADE: 5 vs. ARIZONA (1/31/19)
REBOUNDS: 9 vs. Colorado/China (11/9/19)
ASSISTS: 11 vs. COLORADO (1/16/20)
SEASON-HIGH ASSISTS: 8 vs. Colorado/China (11/9/19)
FT MADE: 9 vs. PRAIRIE VIEW A&M (12/11/19)
FT ATT.: 14 vs. vs. ARIZONA (1/31/19)
MINUTES: 41 vs. ARIZONA (1/31/19)

#2 ROB EDWARDS SUN DEVIL HIGHS

CLEVELAND STATE POINTS: 32 at Oakland (1/16/17)
ASU POINTS: 28 at Utah (2/16/19)
SEASON HIGH POINTS: 24 vs. UTAH (1/18/20)
3-POINT FIELD GOALS: 5 (twice)
REBOUNDS: 8 vs. St. John's (3/20/19)
MINUTES: 41 vs. CAL STATE FULLERTON (11/6/18)

#4 KIMANI LAWRENCE SUN DEVIL HIGHS

SEASON **CAREER**
11 (twice) **POINTS** 22 vs. #15 Miss. St. (11/19/18)
6 vs. Colorado (11/8/19) **REBOUNDS** . 8 (2x) at Vanderbilt (12/17/18)
1 (4 times) **ASSISTS** 5 (2x) vs. TX-SO (12/1/18)
29 at #25 Arizona (1/4/20) **MINUTES** 39 (2x) vs. TX-SO (12/1/18)

#5 ELIAS VALTONEN CAREER HIGHS

POINTS: 10 vs. St. John's (11/23/19)
REBOUNDS: 4 vs. Colorado (11/9/19)
ASSISTS: 2 (3 TIMES)
MINUTES: 28 vs. St. John's (11/23/19)

#10 JAELEN HOUSE CAREER HIGHS

POINTS: 20 vs. TEXAS SOUTHERN (12/28) and RIDER (11/17/19)
REBOUNDS: 6 vs. St. John's (11/23/19)
3-POINT FIELD GOALS: 5 vs. TEXAS SOUTHERN (12/28/19)
ASSISTS: 5 vs. CCSU (11/14/19)
STEALS: 6 vs. Georgia (12/14/19)
MINUTES: 30 (twice)

#11 ALONZO VERGE JR. HIGHS

POINTS: 43 vs. Saint Mary's (12/18/19)
REBOUNDS: 6 (three times)
ASSISTS: 7 vs. TEXAS SOUTHERN (12/28/19)
STEALS: 4 (twice)
MINUTES: 37 vs. CREIGHTON (12/21/19)

#20 KHALID THOMAS HIGHS

POINTS: 14 at Princeton (11/26/19)
REBOUNDS: 5 at San Francisco (12/3/19)
MINUTES: 24 at Princeton (12/3/19)

#23 ROMELLO WHITE CAREER HIGHS

✓ AAU coach was Jerry Stackhouse
POINTS: 25 vs Northern Arizona (11/17/17)
REBOUNDS: 17 vs. GEORGIA (12/14/19)
FG MADE: 10 (2x) at Washington State (2/4/18)
FG ATTEMPTED: 12 vs Northern Arizona (11/17/17)
FREE THROWS MADE: 11 at Stanford (1/17/18)
FREE THROWS ATTEMPTED: 14 (twice)
BLOCKS: 3 (many times; vs. CCSU 11/14/19)
MINUTES: 39 vs Kansas State (11/23/17)

#24 JALEN GRAHAM HIGHS

POINTS: 10 vs. Central Connecticut State (11/14/19)
REBOUNDS: 7 vs. #22 ARIZONA (1/25/20)
BLOCKS: 5 vs. Colorado/China (11/8/19)
MINUTES: 28 vs. Colorado/China (11/8/19)

#35 TAESHON CHERRY HIGHS

SEASON **CAREER**
11 vs. UTAH (1/18/20) **POINTS** 19 vs. OMAHA (11/28/18)
REBOUNDS 8 vs. COLORADO (1/16/20)
STEALS 4 vs. #1 KANSAS (12/22/18)
2 (twice) **3-PT FG MADE** 5 VS. OREGON (1/19/19)
29 vs. UTAH (1/18/20) **MINUTES** . 31 vs. (2x) vs. TX-SO (12/1/18)

2019-20 SUN DEVIL HIGHS AND LOWS (13-8; 4-4)

SUN DEVIL TEAM HIGHS

POINTS: 98 vs. TEXAS SOUTHERN
FIELD GOALS: 36 vs. TEXAS SOUTHERN
FIELD GOAL ATTEMPTS: 82 vs. RIDER
FIELD GOAL%: .571 vs. TEXAS SOUTHERN (36-63)
3-PT FIELD GOALS: 12 vs TEXAS SOUTHERN
3-PT FIELD GOALS ATT: 32 vs. RIDER
3-PT % (10 ATT.): .611 vs. UTAH (11-18)
FREE THROWS: 37 vs. PRAIRIE VIEW A&M
FREE THROWS ATTEMPTED: 51 vs. PRAIRIE VIEW A&M
FREE THROW % (10 ATT.): .875 at #9 Oregon (14-16)
REBOUNDS: 46 vs. CENTRAL CONNECTICUT STATE
ASSISTS: 19 vs. TEXAS SOUTHERN/CENTRAL CONNECTICUT ST.
STEALS: 16 vs. RIDER
BLOCKS: 7 vs. #20 COLORADO
TURNOVERS: 21 at Washington State
FOULS: 25 vs. PRAIRIE VIEW A&M
FIRST HALF POINTS: 48 vs. TEXAS SOUTHERN
SECOND HALF POINTS: 54 vs. UTAH

SUN DEVIL TEAM LOWS

POINTS: 45 vs. Virginia
FIELD GOALS: 17 vs. Virginia
FIELD GOAL ATTEMPTS: 42 vs. Virginia
FIELD GOAL%: .305/18-59 at #25 Arizona
3-PT FIELD GOALS: 3 (twice)
3-PT FIELD GOALS ATT: 12 at San Francisco
3-PT % (10 ATT.): .136/3-22 vs. St. Mary's
FREE THROWS: 4 vs. #22 ARIZONA
FREE THROWS ATTEMPTED: 8 vs. St. Mary's
FREE THROW % (10 ATT.): .421/8-19 at #25 Arizona
REBOUNDS: 26 vs. Virginia
ASSISTS: 2 at #25 Arizona
STEALS: 3 vs. COLORADO
BLOCKS: 1 (4 times)
TURNOVERS: 7 vs. RIDER
FOULS: 13 vs. Virginia
FIRST HALF POINTS: 17 at #25 Arizona
SECOND HALF POINTS: 24 vs. Virginia

SUN DEVIL INDIVIDUAL HIGHS

POINTS: 43 by Alonzo Verge Jr. vs. Saint Mary's
FIELD GOALS: 18 by Alonzo Verge Jr. vs. Saint Mary's
FIELD GOAL ATTEMPTS: 29 by Alonzo Verge Jr. vs. Saint Mary's
3-PT FGS: 5 by House vs. Texas Southern/Edwards vs. UTAH/CCSU
3-PT ATT: 12 by Rob Edwards vs. #22 ARIZONA
FREE THROWS: 10 by Romello White vs. PRAIRIE VIEW A&M
FT ATTEMPTED: 14 by Romello White vs. PRAIRIE VIEW A&M
FREE THROW % (8 ATT.): Remy Martin 8-8 at #9 Oregon
REBOUNDS: 17 by Romello White vs. GEORGIA
ASSISTS: 8, Remy Martin vs. Colorado
STEALS: 6 by Jalen House vs. GEORGIA
BLOCKS: 5 by Jalen Graham vs. Colorado
TURNOVERS: 6 by Alonzo Verge Jr. vs. Saint Mary's

OPPONENT TEAM HIGHS

POINTS: 96 by Saint Mary's
FIELD GOALS: 34 by Saint Mary's
FIELD GOAL ATTEMPTS: 66 (3 times)
FIELD GOAL %: .596/34-57 vs. St. Mary's
3-POINTERS: 16 vs. St. Mary's
3-POINTER ATTEMPTS: 29 at #9 Oregon
3-POINT % (10 ATT.): .615/16-26 vs. St. Mary's
FREE THROWS: 22 at Oregon State
FREE THROW ATTEMPTS: 33 by PRAIRIE VIEW A&M
FREE THROW % (10 ATT.): .833 by TEXAS SOUTHERN (20-24)
REBOUNDS: 49 by #25 Arizona
ASSISTS: 19 by Saint Mary's
STEALS: 12 at Washington State
BLOCKS: 6 at #25 Arizona/San Francisco
TURNOVERS: 29 vs. RIDER
FOULS: 31 by PRAIRIE VIEW A&M
FIRST HALF POINTS: 51 by Saint Mary's
SECOND HALF POINTS: 45 by Saint Mary's

OPPONENT TEAM LOWS

POINTS: 48 vs. Virginia
FIELD GOALS: 17 vs. CENTRAL CONNECTICUT STATE
FIELD GOAL ATTEMPTS: 49 (twice)
FIELD GOAL %: .298/17-57 vs. CENTRAL CONNECTICUT STATE
3-POINTERS: 2 by GEORGIA
3-POINTER ATTEMPTS: 15 at #25 Arizona
3-POINT % (10 ATT.): .083/2-24 by GEORGIA
FREE THROWS: 4 at Princeton
FT ATTEMPTS: 7 by Virginia
FREE THROW % (10 ATT.): .429/by RIDER (6-14)
REBOUNDS: 31 at Oregon State/by #7 Virginia
ASSISTS: 5 at San Francisco
STEALS: 2 by CREIGHTON
BLOCKS: 0 by TEXAS SOUTHERN
TURNOVERS: 10 vs. Saint Mary's
FOULS: 13 by #7 Virginia/#22 ARIZONA

OPPONENT INDIVIDUAL HIGHS

POINTS: 34 by Jordan Ford of Saint Mary's
FIELD GOALS: 12 by Jordan Ford of Saint Mary's
FIELD GOAL ATTEMPTS: 19 by CJ Ellenby at Wazzu
FG % (5 MADE): .889/8-9 by Ethan Thompson at Oregon State
3-PT FGS: 7 by Jordan Ford of Saint Mary's
3-PT ATT: 11 by Jordan Ford of Saint Mary's
FREE THROWS: 8 by Tyler Bey of COLORADO
FT ATTEMPTED: 13 by Darius Williams of PRAIRIE VIEW A&M
REBOUNDS: 18 by Richmond Arirguzoh at Princeton
ASSISTS: 12 by Tyrik Armstrong of TEXAS SOUTHERN
STEALS: 4 (four times)
BLOCKS: 4 by Kyle Kelly at Oregon State
TURNOVERS: 9 by Stevie Jordan of RIDER



2019-20 Arizona St. Men's Basketball
Season/Career Statistics
All games

Page 1/2
as of Feb 02, 2020

Summary

Player	Season Statistics										Career Statistics									
	GP-GS	MIN/G	FG%	3FG%	FT%	R/G	A/G	STL	BLK	PTS/G	GP-GS	MIN/G	FG%	3FG%	FT%	R/G	A/G	STL	BLK	PTS/G
ALLEN, Andre	4-0	3.2	.000	.000	.000	1.0	0.0	0	0	0.0	4-0	3.2	.000	.000	.000	1.0	0.0	0	0	0.0
BURNO, Micah	4-0	1.2	.000	.000	.000	0.0	0.0	1	0	0.0	4-0	1.2	.000	.000	.000	0.0	0.0	1	0	0.0
CHERRY, Taeshon	20-11	19.5	.356	.232	.500	3.1	0.6	7	9	4.7	50-14	18.2	.378	.308	.600	2.8	0.4	24	16	5.4
CHRISTOPHER, Caleb	7-0	3.7	.167	1.000	.750	0.4	0.0	1	0	0.9	7-0	3.7	.167	1.000	.750	0.4	0.0	1	0	0.9
EDWARDS, Rob	21-18	27.0	.365	.358	.783	3.3	0.6	18	1	10.7	49-39	28.3	.353	.367	.817	3.3	1.0	46	6	10.9
FEIT, Kyle	5-0	2.1	.400	.250	.750	0.4	0.0	0	0	1.6	9-0	1.7	.500	.333	.750	0.4	0.0	0	0	1.4
FOGERTY, Grant	4-0	1.3	.000	.000	.500	0.3	0.0	1	0	0.3	24-0	1.1	.333	.000	.500	0.0	0.1	1	0	0.1
GRAHAM, Jalen	19-2	11.3	.653	.000	.400	3.0	0.5	4	21	3.6	19-2	11.3	.653	.000	.400	3.0	0.5	4	21	3.6
HOUSE, Jaelen	20-0	19.2	.317	.311	.784	2.3	1.5	30	1	5.4	20-0	19.2	.317	.311	.784	2.3	1.5	30	1	5.4
LAWRENCE, Kimani	20-13	16.7	.367	.158	.483	2.9	0.3	15	7	4.3	73-28	18.8	.412	.266	.696	2.9	0.7	41	23	6.0
MARTIN, Remy	21-21	33.7	.433	.331	.731	3.4	3.9	37	1	19.3	85-49	29.6	.427	.330	.740	3.2	4.0	113	4	13.3
MITCHELL, Mickey	13-1	11.5	.235	.000	.667	2.3	0.5	6	3	0.8	43-12	17.3	.480	.333	.600	4.0	1.2	28	16	3.8
OLMSTED, John	3-0	1.4	.000	.000	.000	0.7	0.3	0	0	0.0	3-0	1.4	.000	.000	.000	0.7	0.3	0	0	0.0
THOMAS, Khalid	16-3	8.4	.500	.389	.556	1.4	0.2	9	1	2.6	16-3	8.4	.500	.389	.556	1.4	0.2	9	1	2.6
VALTONEN, Elias	16-8	15.4	.379	.538	.467	2.1	0.4	8	2	2.3	37-8	8.7	.421	.524	.529	1.1	0.2	11	6	1.4
VERGE JR. , Alonzo	18-9	25.2	.410	.213	.740	3.6	2.5	23	2	12.5	18-9	25.2	.410	.213	.740	3.6	2.5	23	2	12.5
WHITE, Romello	20-19	27.8	.643	.000	.663	9.0	1.0	7	25	11.1	85-82	25.4	.629	.000	.587	6.8	0.5	28	72	9.9

Scoring

Player	Season Statistics								Career Statistics							
	FG-FGA	FG%	3FG-3FGA	3FG%	FT-FTA	FT%	PTS	PTS/G	FG-FGA	FG%	3FG-3FGA	3FG%	FT-FTA	FT%	PTS	PTS/G
ALLEN, Andre	0-0	.000	0-0	.000	0-0	.000	0	0.0	0-0	.000	0-0	.000	0-0	.000	0	0.0
BURNO, Micah	0-0	.000	0-0	.000	0-0	.000	0	0.0	0-0	.000	0-0	.000	0-0	.000	0	0.0
CHERRY, Taeshon	36-101	.356	13-56	.232	8-16	.500	93	4.7	99-262	.378	53-172	.308	18-30	.600	269	5.4
CHRISTOPHER, Caleb	1-6	.167	1-1	1.000	3-4	.750	6	0.9	1-6	.167	1-1	1.000	3-4	.750	6	0.9
EDWARDS, Rob	73-200	.365	43-120	.358	36-46	.783	225	10.7	167-473	.353	94-256	.367	107-131	.817	535	10.9
FEIT, Kyle	2-5	.400	1-4	.250	3-4	.750	8	1.6	4-8	.500	2-6	.333	3-4	.750	13	1.4
FOGERTY, Grant	0-0	.000	0-0	.000	1-2	.500	1	0.3	1-3	.333	0-1	.000	1-2	.500	3	0.1
GRAHAM, Jalen	32-49	.653	0-0	.000	4-10	.400	68	3.6	32-49	.653	0-0	.000	4-10	.400	68	3.6
HOUSE, Jaelen	32-101	.317	14-45	.311	29-37	.784	107	5.4	32-101	.317	14-45	.311	29-37	.784	107	5.4
LAWRENCE, Kimani	33-90	.367	6-38	.158	14-29	.483	86	4.3	154-374	.412	42-158	.266	87-125	.696	437	6.0
MARTIN, Remy	143-330	.433	41-124	.331	79-108	.731	406	19.3	389-912	.427	107-324	.330	242-327	.740	1127	13.3
MITCHELL, Mickey	4-17	.235	0-3	.000	2-3	.667	10	0.8	59-123	.480	8-24	.333	36-60	.600	162	3.8
OLMSTED, John	0-1	.000	0-0	.000	0-0	.000	0	0.0	0-1	.000	0-0	.000	0-0	.000	0	0.0
THOMAS, Khalid	15-30	.500	7-18	.389	5-9	.556	42	2.6	15-30	.500	7-18	.389	5-9	.556	42	2.6
VALTONEN, Elias	11-29	.379	7-13	.538	7-15	.467	36	2.3	16-38	.421	11-21	.524	9-17	.529	52	1.4
VERGE JR. , Alonzo	89-217	.410	10-47	.213	37-50	.740	225	12.5	89-217	.410	10-47	.213	37-50	.740	225	12.5
WHITE, Romello	83-129	.643	0-0	.000	55-83	.663	221	11.1	316-502	.629	0-0	.000	210-358	.587	842	9.9



2019-20 Arizona St. Men's Basketball
Season/Career Statistics
All games

Page 2/2
as of Feb 02, 2020

Totals

Player	Season Statistics									Career Statistics								
	O-REB	D-REB	TOTAL	PF	FO	A	TO	A/TO		O-REB	D-REB	TOTAL	PF	FO	A	TO	A/TO	
ALLEN, Andre	0	4	4	2	0	0	0	0.0		0	4	4	2	0	0	0	0.0	
BURNO, Micah	0	0	0	1	0	0	1	0.0		0	0	0	1	0	0	1	0.0	
CHERRY, Taeshon	18	44	62	61	3	11	14	0.8		32	108	140	130	4	21	29	0.7	
CHRISTOPHER, Caleb	1	2	3	3	0	0	3	0.0		1	2	3	3	0	0	3	0.0	
EDWARDS, Rob	10	59	69	46	1	13	41	0.3		19	142	161	101	1	49	78	0.6	
FEIT, Kyle	0	2	2	0	0	0	1	0.0		0	4	4	1	0	0	2	0.0	
FOGERTY, Grant	0	1	1	0	0	0	0	0.0		0	1	1	3	0	2	0	0.0	
GRAHAM, Jalen	27	30	57	30	0	9	15	0.6		27	30	57	30	0	9	15	0.6	
HOUSE, Jaalen	10	36	46	39	0	29	23	1.3		10	36	46	39	0	29	23	1.3	
LAWRENCE, Kimani	22	35	57	42	1	6	17	0.4		68	141	209	162	3	52	72	0.7	
MARTIN, Remy	10	62	72	32	0	82	66	1.2		53	215	268	123	0	336	176	1.9	
MITCHELL, Mickey	12	18	30	26	1	7	9	0.8		53	118	171	105	3	52	48	1.1	
OLMSTED, John	1	1	2	0	0	1	0	0.0		1	1	2	0	0	1	0	0.0	
THOMAS, Khalid	5	17	22	11	0	3	2	1.5		5	17	22	11	0	3	2	1.5	
VALTONEN, Elias	4	30	34	29	0	6	9	0.7		5	37	42	36	0	8	15	0.5	
VERGE JR. , Alonzo	14	51	65	26	0	45	38	1.2		14	51	65	26	0	45	38	1.2	
WHITE, Romello	55	125	180	47	1	20	36	0.6		211	366	577	253	11	44	125	0.4	



**2019-20 Arizona St. Men's Basketball
Extended Season Box Score
All games**

Page 1/1
as of Feb 02, 2020

Game Records

Record	Overall	Home	Away	Neutral
ALL GAMES	13-8	8-2	4-3	1-3
CONFERENCE	4-4	2-1	2-3	0-0
NON-CONFERENCE	9-4	6-1	2-0	1-3

Team Box Score Extended

No.	Player				Total		3-Point		F-Throw		Rebounds																	
		GP-GS	MIN	AVG	FG-FGA	FG%	3FG-FGA	3FG%	FT-FTA	FT%	OFF	DEF	TOT	AVG	PF	DQ	A	A/G	TO	TO/G	A/TO	BLK	BLK/G	STL	STL/G	PTS	AVG	
1	MARTIN, Remy	21-21	707:54	33.7	143-330	.433	41-124	.331	79-108	.731	10	62	72	3.4	32	0	82	3.90	66	3.14	1.24	1	0.05	37	1.76	406	19.3	
11	VERGE JR. , Alonzo	18-9	453:59	25.2	89-217	.410	10-47	.213	37-50	.740	14	51	65	3.6	26	0	45	2.50	38	2.11	1.18	2	0.11	23	1.28	225	12.5	
23	WHITE, Romello	20-19	555:55	27.8	83-129	.643	0-0	.000	55-83	.663	55	125	180	9.0	47	1	20	1.00	36	1.80	0.56	25	1.25	7	0.35	221	11.1	
2	EDWARDS, Rob	21-18	566:57	27.0	73-200	.365	43-120	.358	36-46	.783	10	59	69	3.3	46	1	13	0.62	41	1.95	0.32	1	0.05	18	0.86	225	10.7	
10	HOUSE, Jaelen	20-0	383:01	19.2	32-101	.317	14-45	.311	29-37	.784	10	36	46	2.3	39	0	29	1.45	23	1.15	1.26	1	0.05	30	1.50	107	5.4	
35	CHERRY, Taeshon	20-11	389:52	19.5	36-101	.356	13-56	.232	8-16	.500	18	44	62	3.1	61	3	11	0.55	14	0.70	0.79	9	0.45	7	0.35	93	4.7	
4	LAWRENCE, Kimani	20-13	333:54	16.7	33-90	.367	6-38	.158	14-29	.483	22	35	57	2.9	42	1	6	0.30	17	0.85	0.35	7	0.35	15	0.75	86	4.3	
24	GRAHAM, Jalen	19-2	214:41	11.3	32-49	.653	0-0	.000	4-10	.400	27	30	57	3.0	30	0	9	0.47	15	0.79	0.60	21	1.11	4	0.21	68	3.6	
20	THOMAS, Khalid	16-3	135:05	8.4	15-30	.500	7-18	.389	5-9	.556	5	17	22	1.4	11	0	3	0.19	2	0.13	1.50	1	0.06	9	0.56	42	2.6	
5	VALTONEN, Elias	16-8	246:18	15.4	11-29	.379	7-13	.538	7-15	.467	4	30	34	2.1	29	0	6	0.38	9	0.56	0.67	2	0.13	8	0.50	36	2.3	
30	FEIT, Kyle	5-0	10:21	2.1	2-5	.400	1-4	.250	3-4	.750	0	2	2	0.4	0	0	0	0.00	1	0.20	0.00	0	0.00	0	0.00	8	1.6	
3	CHRISTOPHER, Caleb	7-0	25:52	3.7	1-6	.167	1-1	1.000	3-4	.750	1	2	3	0.4	3	0	0	0.00	3	0.43	0.00	0	0.00	1	0.14	6	0.9	
0	MITCHELL, Mickey	13-1	149:06	11.5	4-17	.235	0-3	.000	2-3	.667	12	18	30	2.3	26	1	7	0.54	9	0.69	0.78	3	0.23	6	0.46	10	0.8	
25	FOGERTY, Grant	4-0	05:19	1.3	0-0	.000	0-0	.000	1-2	.500	0	1	1	0.3	0	0	0	0.00	0	0.00	0.00	0	0.00	1	0.25	1	0.3	
15	OLMSTED, John	3-0	04:14	1.4	0-1	.000	0-0	.000	0-0	.000	1	1	2	0.7	0	0	1	0.33	0	0.00	1.00	0	0.00	0	0.00	0	0.0	
22	ALLEN, Andre	4-0	12:38	3.2	0-0	.000	0-0	.000	0-0	.000	0	4	4	1.0	2	0	0	0.00	0	0.00	0.00	0	0.00	0	0.00	0	0.0	
12	BURNO, Micah	4-0	04:55	1.2	0-0	.000	0-0	.000	0-0	.000	0	0	0	0.0	1	0	0	0.00	1	0.25	0.00	0	0.00	1	0.25	0	0.0	
Total		21	4200		554-1305	.425	143-469	.305	283-416	.680	215	565	780	37.1	395	7	232	11.05	282	13.43	0.82	73	3.48	167	7.95	1534	73.0	
Opponents		21	4200		512-1221	.419	148-459	.322	283-427	.663	214	602	816	38.9	390	10	259	12.33	344	16.38	0.75	78	3.71	135	6.43	1455	69.3	

Score by Periods

Team	1st	2nd	OT	TOT
Arizona St.	688	846	0	1534
Opponents	688	767	0	1455



**2019-20 Arizona St. Men's Basketball
Season Schedule/Results & Leaders
All games**

Page 1/1
as of Feb 02, 2020

Game Records

Record	Overall	Home	Away	Neutral
ALL GAMES	13-8	8-2	4-3	1-3
CONFERENCE	4-4	2-1	2-3	0-0
NON-CONFERENCE	9-4	6-1	2-0	1-3

Team Results

Date	Opponent		Score	Att.	High Points	High Rebounds
11/08/2019	vs Colorado	L	71-81	4328	(23) MARTIN, Remy	(9) MARTIN, Remy
11/14/2019	Central Conn. St.	W	90-49	7496	(23) EDWARDS, Rob	(11) WHITE, Romello
11/17/2019	Rider	W	92-55	7472	(20) MARTIN, Remy	(7) WHITE, Romello
					(20) HOUSE, Jaelen	
11/23/2019	vs St. John's (NY)	W	80-67	7682	(19) MARTIN, Remy	(9) WHITE, Romello
11/24/2019	vs Virginia	L	45-48	5822	(21) MARTIN, Remy	(6) EDWARDS, Rob
11/26/2019	at Princeton	W	67-65	2727	(33) MARTIN, Remy	(9) WHITE, Romello
12/03/2019	at San Francisco	W	71-67	2892	(14) WHITE, Romello	(11) WHITE, Romello
					(14) MARTIN, Remy	
12/07/2019	Louisiana	W	77-65	7685	(19) WHITE, Romello	(14) WHITE, Romello
12/11/2019	Prairie View	W	88-79	6889	(21) MARTIN, Remy	(16) WHITE, Romello
12/14/2019	Georgia	W	79-59	9067	(23) MARTIN, Remy	(17) WHITE, Romello
12/18/2019	vs Saint Mary's (CA)	L	56-96	6892	(43) VERGE JR. , Alonzo	(12) WHITE, Romello
12/21/2019	Creighton	L	60-67	9395	(19) VERGE JR. , Alonzo	(12) WHITE, Romello
12/28/2019	Texas Southern	W	98-81	8795	(23) MARTIN, Remy	(6) VERGE JR. , Alonzo
					(23) VERGE JR. , Alonzo	
01/04/2020	at Arizona	L	47-75	14644	(20) MARTIN, Remy	(5) WHITE, Romello
						(5) LAWRENCE, Kimani
01/09/2020	at Oregon St.	W	82-76	4828	(24) MARTIN, Remy	(9) WHITE, Romello
01/11/2020	at Oregon	L	69-78	9213	(29) MARTIN, Remy	(9) WHITE, Romello
01/16/2020	Colorado	L	61-68	9479	(25) MARTIN, Remy	(10) WHITE, Romello
01/18/2020	Utah	W	83-64	9608	(24) EDWARDS, Rob	(5) CHERRY, Taeshon
01/25/2020	Arizona	W	66-65	13500	(24) MARTIN, Remy	(7) EDWARDS, Rob
						(7) GRAHAM, Jalen
01/29/2020	at Washington St.	L	65-67	2811	(15) WHITE, Romello	(11) WHITE, Romello
02/01/2020	at Washington	W	87-83	9066	(19) MARTIN, Remy	(7) WHITE, Romello
						(7) GRAHAM, Jalen

Attendance Summary

	Games	Attend	Avg/Game
Home	10	89386	8939
Away	7	46181	6597
Neutral	4	24724	6181
Total	21	160291	7633



2019-20 Arizona St. Men's Basketball Combined Team Statistics All games

Page 1/1
as of Feb 02, 2020

Game Records

Record	Overall	Home	Away	Neutral
ALL GAMES	13-8	8-2	4-3	1-3
CONFERENCE	4-4	2-1	2-3	0-0
NON-CONFERENCE	9-4	6-1	2-0	1-3

Score by Periods

Team	1st	2nd	OT	TOT
Arizona St.	688	846	0	1534
Opponents	688	767	0	1455

Team Box Score

No.	Player				Total		3-Point		F-Throw		Rebounds														
		GP-GS	MIN	AVG	FG-FGA	FG%	3FG-FGA	3FG%	FT-FTA	FT%	OFF	DEF	TOT	AVG	PF	DQ	A	TO	BLK	STL	PTS	AVG			
1	MARTIN, Remy	21-21	707:54	33.7	143-330	.433	41-124	.331	79-108	.731	10	62	72	3.4	32	0	82	66	1	37	406	19.3			
11	VERGE JR. , Alonzo	18-9	453:59	25.2	89-217	.410	10-47	.213	37-50	.740	14	51	65	3.6	26	0	45	38	2	23	225	12.5			
23	WHITE, Romello	20-19	555:55	27.8	83-129	.643	0-0	.000	55-83	.663	55	125	180	9.0	47	1	20	36	25	7	221	11.1			
2	EDWARDS, Rob	21-18	566:57	27.0	73-200	.365	43-120	.358	36-46	.783	10	59	69	3.3	46	1	13	41	1	18	225	10.7			
10	HOUSE, Jaelen	20-0	383:01	19.2	32-101	.317	14-45	.311	29-37	.784	10	36	46	2.3	39	0	29	23	1	30	107	5.4			
35	CHERRY, Taeshon	20-11	389:52	19.5	36-101	.356	13-56	.232	8-16	.500	18	44	62	3.1	61	3	11	14	9	7	93	4.7			
4	LAWRENCE, Kimani	20-13	333:54	16.7	33-90	.367	6-38	.158	14-29	.483	22	35	57	2.9	42	1	6	17	7	15	86	4.3			
24	GRAHAM, Jalen	19-2	214:41	11.3	32-49	.653	0-0	.000	4-10	.400	27	30	57	3.0	30	0	9	15	21	4	68	3.6			
20	THOMAS, Khalid	16-3	135:05	8.4	15-30	.500	7-18	.389	5-9	.556	5	17	22	1.4	11	0	3	2	1	9	42	2.6			
5	VALTONEN, Elias	16-8	246:18	15.4	11-29	.379	7-13	.538	7-15	.467	4	30	34	2.1	29	0	6	9	2	8	36	2.3			
30	FEIT, Kyle	5-0	10:21	2.1	2-5	.400	1-4	.250	3-4	.750	0	2	2	0.4	0	0	0	1	0	0	8	1.6			
3	CHRISTOPHER, Caleb	7-0	25:52	3.7	1-6	.167	1-1	1.000	3-4	.750	1	2	3	0.4	3	0	0	3	0	1	6	0.9			
0	MITCHELL, Mickey	13-1	149:06	11.5	4-17	.235	0-3	.000	2-3	.667	12	18	30	2.3	26	1	7	9	3	6	10	0.8			
25	FOGERTY, Grant	4-0	05:19	1.3	0-0	.000	0-0	.000	1-2	.500	0	1	1	0.3	0	0	0	0	0	1	1	0.3			
15	OLMSTED, John	3-0	04:14	1.4	0-1	.000	0-0	.000	0-0	.000	1	1	2	0.7	0	0	1	0	0	0	0	0.0			
22	ALLEN, Andre	4-0	12:38	3.2	0-0	.000	0-0	.000	0-0	.000	0	4	4	1.0	2	0	0	0	0	0	0	0.0			
12	BURNO, Micah	4-0	04:55	1.2	0-0	.000	0-0	.000	0-0	.000	0	0	0	0.0	1	0	0	1	0	1	0	0.0			
											26	48	74					7							
Total		21	4200		554-1305	.425	143-469	.305	283-416	.680	215	565	780	37.1	395	7	232	282	73	167	1534	73.0			
Opponents		21	4200		512-1221	.419	148-459	.322	283-427	.663	214	602	816	38.9	390	10	259	344	78	135	1455	69.3			

Team Statistics

	ASU	OPP
Scoring	1534	1455
Points per game	73.0	69.3
Scoring margin	+3.8	-
Field goals-att	554-1305	512-1221
Field goal pct	.425	.419
3 point fg-att	143-469	148-459
3-point FG pct	.305	.322
3-pt FG made per game	6.8	7.0
Free throws-att	283-416	283-427
Free throw pct	.680	.663
F-Throws made per game	13.5	13.5
Rebounds	780	816
Rebounds per game	37.1	38.9
Rebounding margin	-1.7	-
Assists	232	259
Assists per game	11.0	12.3
Turnovers	282	344
Turnovers per game	13.4	16.4
Turnover margin	+3.0	-
Assist/turnover ratio	0.8	0.8
Steals	167	135
Steals per game	8.0	6.4
Blocks	73	78
Blocks per game	3.5	3.7
Winning streak	1	-
Home win streak	2	-
Attendance	89386	46181
Home games-Avg/Game	10-8939	7-6597
Neutral site-Avg/Game	-	4-6181

Team Results

Date	Opponent		Score	Att.
11/08/2019	vs Colorado	L	71-81	4328
11/14/2019	Central Conn. St.	W	90-49	7496
11/17/2019	Rider	W	92-55	7472
11/23/2019	vs St. John's (NY)	W	80-67	7682
11/24/2019	vs Virginia	L	45-48	5822
11/26/2019	at Princeton	W	67-65	2727
12/03/2019	at San Francisco	W	71-67	2892
12/07/2019	Louisiana	W	77-65	7685
12/11/2019	Prairie View	W	88-79	6889
12/14/2019	Georgia	W	79-59	9067
12/18/2019	vs Saint Mary's (CA)	L	56-96	6892
12/21/2019	Creighton	L	60-67	9395
12/28/2019	Texas Southern	W	98-81	8795
01/04/2020	at Arizona	L	47-75	14644
01/09/2020	at Oregon St.	W	82-76	4828
01/11/2020	at Oregon	L	69-78	9213
01/16/2020	Colorado	L	61-68	9479
01/18/2020	Utah	W	83-64	9608
01/25/2020	Arizona	W	66-65	13500
01/29/2020	at Washington St.	L	65-67	2811
02/01/2020	at Washington	W	87-83	9066



2019-20 Arizona St. Men's Basketball
Team Game-by-Game
All games

Page 1/1
as of Feb 02, 2020

				Total		3-Pointers		Free throws		Rebounds											
Opponent	Date	Score		FG-FGA	PCT	3FG-FGA	PCT	FT-FTA	PCT	OFF	DEF	TOT	AVG	PF	A	TO	BLK	STL	PTS	AVG	
vs Colorado	11/08/2019	71-81	L	25-65	.385	8-20	.400	13-18	.722	6	30	36	36.0	24	12	16	6	10	71	71.0	
Central Conn. St.	11/14/2019	90-49	W	29-65	.446	7-27	.259	25-33	.758	12	34	46	41.0	18	19	12	5	14	90	80.5	
Rider	11/17/2019	92-55	W	35-82	.427	10-32	.313	12-20	.600	15	30	45	42.3	18	15	7	6	16	92	84.3	
vs St. John's (NY)	11/23/2019	80-67	W	28-61	.459	5-19	.263	19-26	.731	11	28	39	41.5	19	9	13	4	6	80	83.3	
vs Virginia	11/24/2019	45-48	L	17-42	.405	5-19	.263	6-10	.600	4	22	26	38.4	13	7	15	2	8	45	75.6	
at Princeton	11/26/2019	67-65	W	24-53	.453	8-16	.500	11-17	.647	4	24	28	36.7	15	10	8	1	5	67	74.2	
at San Francisco	12/03/2019	71-67	W	26-62	.419	5-12	.417	14-19	.737	8	34	42	37.4	16	9	12	2	7	71	73.7	
Louisiana	12/07/2019	77-65	W	28-67	.418	6-26	.231	15-22	.682	16	26	42	38.0	18	13	12	1	10	77	74.1	
Prairie View	12/11/2019	88-79	W	23-51	.451	5-17	.294	37-51	.725	8	26	34	37.6	25	9	13	4	8	88	75.7	
Georgia	12/14/2019	79-59	W	33-67	.493	6-25	.240	7-16	.438	11	31	42	38.0	18	12	17	1	9	79	76.0	
vs Saint Mary's (CA)	12/18/2019	56-96	L	23-64	.359	3-22	.136	7-8	.875	10	23	33	37.5	20	4	15	3	5	56	74.2	
Creighton	12/21/2019	60-67	L	23-65	.354	7-26	.269	7-10	.700	11	26	37	37.5	14	11	11	3	5	60	73.0	
Texas Southern	12/28/2019	98-81	W	36-63	.571	12-25	.480	14-21	.667	10	22	32	37.1	19	19	16	1	13	98	74.9	
at Arizona	01/04/2020	47-75	L	18-59	.305	3-21	.143	8-19	.421	9	26	35	36.9	22	2	15	5	4	47	72.9	
at Oregon St.	01/09/2020	82-76	W	29-60	.483	8-16	.500	16-24	.667	9	29	38	37.0	24	13	12	3	10	82	73.5	
at Oregon	01/11/2020	69-78	L	23-59	.390	9-29	.310	14-16	.875	10	18	28	36.4	18	12	9	2	4	69	73.3	
Colorado	01/16/2020	61-68	L	24-70	.343	6-23	.261	7-11	.636	17	25	42	36.8	22	10	14	7	3	61	72.5	
Utah	01/18/2020	83-64	W	30-58	.517	11-18	.611	12-18	.667	8	22	30	36.4	16	15	13	6	6	83	73.1	
Arizona	01/25/2020	66-65	W	28-72	.389	6-29	.207	4-9	.444	12	29	41	36.6	15	13	12	5	8	66	72.7	
at Washington St.	01/29/2020	65-67	L	26-63	.413	5-19	.263	8-15	.533	14	28	42	36.9	15	9	21	4	8	65	72.4	
at Washington	02/01/2020	87-83	W	26-57	.456	8-28	.286	27-33	.818	10	32	42	37.1	26	9	19	2	8	87	73.0	
Total		1534		554-1305	.425	143-469	.305	283-416	.680	215	565	780	37.1	395	232	282	73	167	1534	73.0	
Opponents		1455		512-1221	.419	148-459	.322	283-427	.663	214	602	816	38.9	390	259	344	78	135	1455	69.3	

Arizona St. Averages

Games Played	Points/game	FG Pct	3FG Pct	FT Pct	Rebounds/game	Assists/game	Turnovers/game	Assist/Turnover ratio	Steals/game	Blocks/game
21	73.0	42.5	30.5	68.0	37.1	11.0	13.4	0.8	8.0	3.5



2019-20 Arizona St. Men's Basketball
Team Overall Conference
All games

Page 1/2
as of Feb 02, 2020

Summary

Player	Overall Statistics										Conference Statistics									
	GP-GS	MIN/G	FG%	3FG%	FT%	R/G	A/G	STL	BLK	PTS/G	GP-GS	MIN/G	FG%	3FG%	FT%	R/G	A/G	STL	BLK	PTS/G
MARTIN, Remy	21-21	33.7	.433	.331	.731	3.4	3.9	37	1	19.3	8-8	36.0	.422	.344	.700	3.1	3.6	10	0	21.6
VERGE JR. , Alonzo	18-9	25.2	.410	.213	.740	3.6	2.5	23	2	12.5	8-4	23.2	.377	.200	.632	3.1	2.1	9	2	9.1
WHITE, Romello	20-19	27.8	.643	.000	.663	9.0	1.0	7	25	11.1	8-8	28.9	.582	.000	.720	7.4	1.3	3	11	10.3
EDWARDS, Rob	21-18	27.0	.365	.358	.783	3.3	0.6	18	1	10.7	8-5	28.1	.407	.411	.818	2.8	1.1	11	0	13.4
HOUSE, Jaalen	20-0	19.2	.317	.311	.784	2.3	1.5	30	1	5.4	7-0	16.0	.211	.143	.500	1.3	0.6	5	0	2.0
CHERRY, Taeshon	20-11	19.5	.356	.232	.500	3.1	0.6	7	9	4.7	8-7	19.8	.286	.211	.200	4.1	0.4	1	7	3.1
LAWRENCE, Kimani	20-13	16.7	.367	.158	.483	2.9	0.3	15	7	4.3	8-7	19.5	.308	.111	.667	3.5	0.4	4	4	4.0
GRAHAM, Jalen	19-2	11.3	.653	.000	.400	3.0	0.5	4	21	3.6	8-0	10.9	.625	.000	.375	4.0	0.4	1	7	4.1
THOMAS, Khalid	16-3	8.4	.500	.389	.556	1.4	0.2	9	1	2.6	3-0	8.8	.500	.250	1.000	1.7	0.3	1	0	3.3
VALTONEN, Elias	16-8	15.4	.379	.538	.467	2.1	0.4	8	2	2.3	3-0	7.4	.333	1.000	.000	0.7	0.0	3	0	1.0
FEIT, Kyle	5-0	2.1	.400	.250	.750	0.4	0.0	0	0	1.6	1-0	0.3	.000	.000	.000	0.0	0.0	0	0	0.0
CHRISTOPHER, Caleb	7-0	3.7	.167	1.000	.750	0.4	0.0	1	0	0.9	3-0	1.7	.000	.000	1.000	0.3	0.0	0	0	0.7
MITCHELL, Mickey	13-1	11.5	.235	.000	.667	2.3	0.5	6	3	0.8	8-1	12.8	.222	.000	1.000	2.5	0.5	3	3	0.8
FOGERTY, Grant	4-0	1.3	.000	.000	.500	0.3	0.0	1	0	0.3	1-0	0.3	.000	.000	.000	1.0	0.0	0	0	0.0
OLMSTED, John	3-0	1.4	.000	.000	.000	0.7	0.3	0	0	0.0	1-0	0.3	.000	.000	.000	0.0	0.0	0	0	0.0
ALLEN, Andre	4-0	3.2	.000	.000	.000	1.0	0.0	0	0	0.0	0-0	0.0	.000	.000	.000	0.0	0.0	0	0	0.0
BURNO, Micah	4-0	1.2	.000	.000	.000	0.0	0.0	1	0	0.0	1-0	0.3	.000	.000	.000	0.0	0.0	0	0	0.0
Totals	21		.425	.305	.680	37.1	11.0	167	73	73.0	8		.410	.306	.662	37.3	10.4	51	34	70.0
Opponent	21		.419	.322	.663	38.9	12.3	135	78	69.3	8		.427	.339	.681	38.1	13.8	60	35	72.0

Scoring

Player	Overall Statistics								Conference Statistics							
	FG-FGA	FG%	3FG-3FGA	3FG%	FT-FTA	FT%	PTS	PTS/G	FG-FGA	FG%	3FG-3FGA	3FG%	FT-FTA	FT%	PTS	PTS/G
MARTIN, Remy	143-330	.433	41-124	.331	79-108	.731	406	19.3	62-147	.422	21-61	.344	28-40	.700	173	21.6
VERGE JR. , Alonzo	89-217	.410	10-47	.213	37-50	.740	225	12.5	29-77	.377	3-15	.200	12-19	.632	73	9.1
WHITE, Romello	83-129	.643	0-0	.000	55-83	.663	221	11.1	32-55	.582	0-0	.000	18-25	.720	82	10.3
EDWARDS, Rob	73-200	.365	43-120	.358	36-46	.783	225	10.7	33-81	.407	23-56	.411	18-22	.818	107	13.4
HOUSE, Jaalen	32-101	.317	14-45	.311	29-37	.784	107	5.4	4-19	.211	1-7	.143	5-10	.500	14	2.0
CHERRY, Taeshon	36-101	.356	13-56	.232	8-16	.500	93	4.7	10-35	.286	4-19	.211	1-5	.200	25	3.1
LAWRENCE, Kimani	33-90	.367	6-38	.158	14-29	.483	86	4.3	12-39	.308	2-18	.111	6-9	.667	32	4.0
GRAHAM, Jalen	32-49	.653	0-0	.000	4-10	.400	68	3.6	15-24	.625	0-0	.000	3-8	.375	33	4.1
THOMAS, Khalid	15-30	.500	7-18	.389	5-9	.556	42	2.6	4-8	.500	1-4	.250	1-1	1.000	10	3.3
VALTONEN, Elias	11-29	.379	7-13	.538	7-15	.467	36	2.3	1-3	.333	1-1	1.000	0-2	.000	3	1.0
FEIT, Kyle	2-5	.400	1-4	.250	3-4	.750	8	1.6	0-0	.000	0-0	.000	0-0	.000	0	0.0
CHRISTOPHER, Caleb	1-6	.167	1-1	1.000	3-4	.750	6	0.9	0-1	.000	0-0	.000	2-2	1.000	2	0.7
MITCHELL, Mickey	4-17	.235	0-3	.000	2-3	.667	10	0.8	2-9	.222	0-2	.000	2-2	1.000	6	0.8
FOGERTY, Grant	0-0	.000	0-0	.000	1-2	.500	1	0.3	0-0	.000	0-0	.000	0-0	.000	0	0.0
OLMSTED, John	0-1	.000	0-0	.000	0-0	.000	0	0.0	0-0	.000	0-0	.000	0-0	.000	0	0.0
ALLEN, Andre	0-0	.000	0-0	.000	0-0	.000	0	0.0	0-0	.000	0-0	.000	0-0	.000	0	0.0
BURNO, Micah	0-0	.000	0-0	.000	0-0	.000	0	0.0	0-0	.000	0-0	.000	0-0	.000	0	0.0
Totals	554-1305	.425	143-469	.305	283-416	.680	1534	73.0	204-498	.410	56-183	.306	96-145	.662	560	70.0
Opponent	512-1221	.419	148-459	.322	283-427	.663	1455	69.3	192-450	.427	62-183	.339	130-191	.681	576	72.0



2019-20 Arizona St. Men's Basketball
Team Overall Conference
All games

Page 2/2
as of Feb 02, 2020

Totals

Player	Overall Statistics									Conference Statistics								
	O-REB	D-REB	TOTAL	PF	FO	A	TO	A/TO	HI PTS	O-REB	D-REB	TOTAL	PF	FO	A	TO	A/TO	HI PTS
MARTIN, Remy	10	62	72	32	0	82	66	1.2	33	3	22	25	13	0	29	29	1.0	29
VERGE JR. , Alonzo	14	51	65	26	0	45	38	1.2	43	4	21	25	11	0	17	18	0.9	18
WHITE, Romello	55	125	180	47	1	20	36	0.6	19	17	42	59	28	1	10	15	0.7	19
EDWARDS, Rob	10	59	69	46	1	13	41	0.3	24	1	21	22	16	1	9	17	0.5	24
HOUSE, Jaalen	10	36	46	39	0	29	23	1.3	20	3	6	9	11	0	4	5	0.8	9
CHERRY, Taeshon	18	44	62	61	3	11	14	0.8	11	9	24	33	24	1	3	5	0.6	11
LAWRENCE, Kimani	22	35	57	42	1	6	17	0.4	11	12	16	28	18	0	3	6	0.5	9
GRAHAM, Jalen	27	30	57	30	0	9	15	0.6	10	17	15	32	13	0	3	5	0.6	9
THOMAS, Khalid	5	17	22	11	0	3	2	1.5	14	1	4	5	3	0	1	1	1.0	10
VALTONEN, Elias	4	30	34	29	0	6	9	0.7	10	0	2	2	2	0	0	2	0.0	3
FEIT, Kyle	0	2	2	0	0	0	1	0.0	5	0	0	0	0	0	0	0	0.0	0
CHRISTOPHER, Caleb	1	2	3	3	0	0	3	0.0	4	0	1	1	0	0	0	2	0.0	2
MITCHELL, Mickey	12	18	30	26	1	7	9	0.8	4	7	13	20	19	1	4	8	0.5	2
FOGERTY, Grant	0	1	1	0	0	0	0	0.0	1	0	1	1	0	0	0	0	0.0	0
OLMSTED, John	1	1	2	0	0	1	0	1.0	0	0	0	0	0	0	0	0	0.0	0
ALLEN, Andre	0	4	4	2	0	0	0	0.0	0	0	0	0	0	0	0	0	0.0	0
BURNO, Micah	0	0	0	1	0	0	1	0.0	0	0	0	0	0	0	0	0	0.0	0
Totals	215	565	780	395	7	232	282	0.8	98	89	209	298	158	4	83	115	0.7	87
Opponent	214	602	816	390	10	259	344	0.8	96	73	232	305	134	2	110	121	0.9	83



2019-20 Arizona St. Men's Basketball
Points-rebounds-assists
All games

Page 1/2
as of Feb 02, 2020

Opponent	Date	Score		0 MITCHELL,M	1 MARTIN,REM	2 EDWARDS,RO	3 CHRISTOPHE	4 LAWRENCE,K	5 VALTONEN,E	10 HOUSE,JAEL	11 VERGE JR.	12 BURN, MICA	15 OLMSTED,JO	20 THOMAS,KHA
vs CU	11/08/2019	71-81	L	DNP	23-9-8	20-1-0	DNP	10-6-0	1-4-0	7-1-1	4-6-2	DNP	DNP	0-1-0
CCSU	11/14/2019	90-49	W	DNP	14-2-3	23-4-1	4-2-0	6-5-1	1-3-0	14-4-5	10-2-5	0-0-0	0-0-0	0-2-0
Rider	11/17/2019	92-55	W	DNP	20-3-3	5-3-0	0-0-0	2-2-0	6-3-1	20-5-2	11-6-4	0-0-0	0-2-1	2-0-0
vs SJU	11/23/2019	80-67	W	DNP	19-4-2	13-7-0	0-0-0	1-1-0	10-2-2	11-6-3	DNP	0-0-0	DNP	0-0-0
vs UVa	11/24/2019	45-48	L	DNP	21-1-3	10-6-0	DNP	0-3-0	0-3-0	0-4-3	DNP	DNP	DNP	0-0-1
at PU	11/26/2019	67-65	W	DNP	33-4-3	3-1-1	DNP	0-0-0	4-3-0	2-5-2	DNP	DNP	DNP	14-2-1
at USF	12/03/2019	71-67	W	DNP	14-6-5	5-5-0	DNP	7-2-0	6-2-0	0-1-1	3-1-2	DNP	DNP	3-5-0
LA	12/07/2019	77-65	W	DNP	15-1-4	17-5-1	DNP	2-3-0	0-2-2	9-4-1	4-3-2	DNP	DNP	2-3-0
PVAM	12/11/2019	88-79	W	0-0-0	21-3-3	14-1-0	DNP	4-1-1	5-3-0	5-1-2	20-4-2	DNP	DNP	2-2-0
UGa	12/14/2019	79-59	W	0-0-0	23-3-6	5-5-0	0-0-0	11-2-0	0-3-0	2-1-3	15-5-2	DNP	DNP	0-0-0
vs SMC	12/18/2019	56-96	L	0-5-1	0-1-1	0-4-0	DNP	0-1-0	0-2-0	0-1-0	43-3-2	DNP	DNP	0-0-0
CU	12/21/2019	60-67	L	0-1-0	7-5-7	2-2-1	DNP	DNP	0-1-0	3-2-1	19-4-0	DNP	DNP	3-0-0
TSU	12/28/2019	98-81	W	4-4-2	23-5-5	1-3-0	DNP	11-3-1	0-1-1	20-2-1	23-6-7	DNP	DNP	6-2-0
at UA	01/04/2020	47-75	L	2-3-0	20-3-1	2-2-0	0-0-0	8-5-0	DNP	3-4-0	8-2-1	DNP	DNP	DNP
at OSU	01/09/2020	82-76	W	2-4-2	24-0-3	18-4-2	DNP	9-5-0	0-0-0	1-1-1	7-4-5	DNP	DNP	DNP
at Oregon	01/11/2020	69-78	L	2-4-0	29-3-6	11-2-0	DNP	6-3-1	DNP	9-1-1	0-3-3	DNP	DNP	DNP
CU	01/16/2020	61-68	L	0-2-0	25-7-6	8-1-1	DNP	0-3-0	DNP	0-3-1	7-2-0	DNP	DNP	DNP
Utah	01/18/2020	83-64	W	0-3-0	20-1-6	24-1-2	2-0-0	5-3-1	3-1-0	DNP	9-3-3	0-0-0	0-0-0	0-0-0
UA	01/25/2020	66-65	W	0-2-0	24-3-4	15-7-1	DNP	0-1-1	DNP	0-0-0	13-4-2	DNP	DNP	DNP
at WSU	01/29/2020	65-67	L	0-0-0	12-5-2	11-1-1	0-1-0	4-3-0	0-1-0	1-0-0	11-2-1	DNP	DNP	0-3-1
at UW	02/01/2020	87-83	W	0-2-2	19-3-1	18-4-2	DNP	0-5-0	DNP	0-0-1	18-5-2	DNP	DNP	10-2-0



2019-20 Arizona St. Men's Basketball
Points-rebounds-assists
All games

Page 2/2
as of Feb 02, 2020

Opponent	Date	Score		22 ALLEN,ANDR	23 WHITE,ROME	24 GRAHAM,JAL	25 FOGERTY,GR	30 FEIT,KYLE	35 CHERRY,TAE
vs CU	11/08/2019	71-81	L	0-2-0	DNP	6-3-1	DNP	DNP	DNP
CCSU	11/14/2019	90-49	W	0-1-0	2-11-1	10-4-3	1-0-0	1-1-0	4-2-0
Rider	11/17/2019	92-55	W	0-1-0	11-7-1	4-4-0	0-0-0	5-0-0	6-3-3
vs SJU	11/23/2019	80-67	W	0-0-0	15-9-0	4-4-0	0-0-0	2-0-0	5-3-2
vs UVa	11/24/2019	45-48	L	DNP	10-3-0	2-0-0	DNP	DNP	2-1-0
at PU	11/26/2019	67-65	W	DNP	11-9-3	0-1-0	DNP	DNP	0-1-0
at USF	12/03/2019	71-67	W	DNP	14-11-0	9-4-1	DNP	DNP	10-3-0
LA	12/07/2019	77-65	W	DNP	19-14-0	0-2-1	DNP	DNP	9-2-2
PVAM	12/11/2019	88-79	W	DNP	14-16-1	0-1-0	DNP	DNP	3-0-0
UGa	12/14/2019	79-59	W	DNP	18-17-1	0-1-0	DNP	DNP	5-3-0
vs SMC	12/18/2019	56-96	L	DNP	5-12-0	0-1-0	DNP	0-1-0	8-0-0
CU	12/21/2019	60-67	L	DNP	18-12-2	DNP	DNP	DNP	8-6-0
TSU	12/28/2019	98-81	W	DNP	2-0-1	DNP	DNP	DNP	8-5-1
at UA	01/04/2020	47-75	L	DNP	0-5-0	4-2-0	DNP	DNP	0-4-0
at OSU	01/09/2020	82-76	W	DNP	12-9-0	6-5-0	DNP	DNP	3-3-0
at Oregon	01/11/2020	69-78	L	DNP	7-9-1	2-0-0	DNP	DNP	3-0-0
CU	01/16/2020	61-68	L	DNP	19-10-1	0-2-0	DNP	DNP	2-8-1
Utah	01/18/2020	83-64	W	DNP	5-4-1	4-3-1	0-1-0	0-0-0	11-5-1
UA	01/25/2020	66-65	W	DNP	6-4-2	4-7-2	DNP	DNP	4-5-1
at WSU	01/29/2020	65-67	L	DNP	15-11-4	9-6-0	DNP	DNP	2-5-0
at UW	02/01/2020	87-83	W	DNP	18-7-1	4-7-0	DNP	DNP	0-3-0



2019-20 Arizona St. Men's Basketball Opponents Game-by-Game All games

Page 1/1
as of Feb 02, 2020

				Total		3-Pointers		Free throws		Rebounds											
Opponent	Date	Score		FG-FGA	PCT	3FG-FGA	PCT	FT-FTA	PCT	OFF	DEF	TOT	AVG	PF	A	TO	BLK	STL	PTS	AVG	
vs Colorado	11/08/2019	71-81	L	30-65	.462	6-16	.375	15-25	.600	12	36	48	48.0	14	12	18	3	6	81	81.0	
Central Conn. St.	11/14/2019	90-49	W	17-57	.298	4-17	.235	11-21	.524	12	27	39	43.5	28	9	23	5	6	49	65.0	
Rider	11/17/2019	92-55	W	23-60	.383	3-21	.143	6-14	.429	12	35	47	44.7	22	10	29	3	7	55	61.7	
vs St. John's (NY)	11/23/2019	80-67	W	25-66	.379	3-16	.188	14-22	.636	17	24	41	43.8	21	9	16	4	4	67	63.0	
vs Virginia	11/24/2019	45-48	L	18-49	.367	5-16	.313	7-7	1.000	9	22	31	41.2	13	6	13	5	4	48	60.0	
at Princeton	11/26/2019	67-65	W	27-57	.474	7-26	.269	4-9	.444	7	28	35	40.2	17	13	11	3	3	65	60.8	
at San Francisco	12/03/2019	71-67	W	24-66	.364	8-28	.286	11-16	.688	11	30	41	40.3	17	5	11	6	7	67	61.7	
Louisiana	12/07/2019	77-65	W	21-49	.429	8-24	.333	15-20	.750	5	29	34	39.5	20	7	20	3	4	65	62.1	
Prairie View	12/11/2019	88-79	W	25-58	.431	8-16	.500	21-33	.636	13	26	39	39.4	31	16	20	3	6	79	64.0	
Georgia	12/14/2019	79-59	W	23-66	.348	2-24	.083	11-20	.550	15	28	43	39.8	20	12	19	1	11	59	63.5	
vs Saint Mary's (CA)	12/18/2019	56-96	L	34-57	.596	16-26	.615	12-17	.706	5	32	37	39.5	16	19	10	3	10	96	66.5	
Creighton	12/21/2019	60-67	L	27-61	.443	7-24	.292	6-8	.750	9	34	43	39.8	15	15	11	4	2	67	66.5	
Texas Southern	12/28/2019	98-81	W	26-60	.433	9-22	.409	20-24	.833	14	19	33	39.3	22	16	22	0	5	81	67.6	
at Arizona	01/04/2020	47-75	L	30-63	.476	4-15	.267	11-22	.500	11	38	49	40.0	18	17	13	6	6	75	68.1	
at Oregon St.	01/09/2020	82-76	W	23-50	.460	8-21	.381	22-31	.710	5	26	31	39.4	18	13	14	5	5	76	68.7	
at Oregon	01/11/2020	69-78	L	26-54	.481	12-29	.414	14-23	.609	10	27	37	39.3	16	16	12	4	4	78	69.3	
Colorado	01/16/2020	61-68	L	21-52	.404	7-18	.389	19-26	.731	8	32	40	39.3	16	13	13	3	8	68	69.2	
Utah	01/18/2020	83-64	W	22-56	.393	6-24	.250	14-20	.700	14	24	38	39.2	14	16	18	3	6	64	68.9	
Arizona	01/25/2020	66-65	W	23-57	.404	6-20	.300	13-18	.722	9	34	43	39.4	13	11	18	5	7	65	68.7	
at Washington St.	01/29/2020	65-67	L	23-56	.411	10-25	.400	11-16	.688	7	27	34	39.2	16	14	19	4	12	67	68.6	
at Washington	02/01/2020	87-83	W	24-62	.387	9-31	.290	26-35	.743	9	24	33	38.9	23	10	14	5	12	83	69.3	
Total		1455		512-1221	.419	148-459	.322	283-427	.663	214	602	816	38.9	390	259	344	78	135	1455	69.3	
Arizona St.		1534		554-1305	.425	143-469	.305	283-416	.680	215	565	780	37.1	395	232	282	73	167	1534	73.0	

Opponents Averages

Games Played	Points/game	FG Pct	3FG Pct	FT Pct	Rebounds/game	Assists/game	Turnovers/game	Assist/Turnover ratio	Steals/game	Blocks/game
21	69.3	41.9	32.2	66.3	38.9	12.3	16.4	0.8	6.4	3.7



Official Basketball Box Score - Final
Arizona St. at Washington
 02/02/20 Alaska Airlines Arena, Seattle
 2019-20 Men's Basketball

Game Time: 3:30 AM
 Game Duration: 2:11
 Attendance: 9,066

Officials: Chris Rastatter, Deldre Carr, Jim Schipper

Arizona St. - 87

Record: 13-8 (4-4)

NO.	Name		Min	FG M-A	3P M-A	FT M-A	Rebounds			Fouls		TP	AS	TO	ST	Blocks		+/-
							OR	DR	TOT	PF	FD					BS	BA	
00	Mickey Mitchell	F	18:33	0-1	0-0	0-0	1	1	2	5	1	0	2	2	1	0	1	7
4	Kimani Lawrence	F	09:55	0-2	0-2	0-0	1	4	5	2	1	0	0	0	0	0	0	9
23	Romello White	F	24:13	5-8	0-0	8-8	2	5	7	4	4	18	1	2	1	2	1	1
1	Remy Martin	G	35:25	5-13	4-11	5-6	1	2	3	2	4	19	1	5	1	0	0	4
2	Rob Edwards	G	33:19	3-12	3-10	9-10	1	3	4	1	5	18	2	3	2	0	2	-5
35	Taeshon Cherry		09:52	0-1	0-0	0-0	0	3	3	4	1	0	0	0	0	0	0	6
11	Alonzo Verge Jr.		27:48	7-8	0-1	4-6	1	4	5	2	5	18	2	5	0	0	0	-1
20	Khalid Thomas		18:30	4-7	1-3	1-1	1	1	2	3	1	10	0	1	1	0	0	-3
10	Jaelen House		06:21	0-2	0-1	0-0	0	0	0	1	0	0	1	0	1	0	0	-2
24	Jalen Graham		16:04	2-3	0-0	0-2	1	6	7	2	1	4	0	1	1	0	1	4
Team							1	3	4			0		0				
Totals				26-57	8-28	27-33	10	32	42	26	23	87	9	19	8	2	5	4

Technical Fouls::NONE

Shooting By Period			
1 st	FG%	14-32	43.8%
	3PT%	5-17	29.4%
	FT%	6-8	75%
2 nd	FG%	12-25	48.0%
	3PT%	3-11	27.3%
	FT%	21-25	84%
GM	FG%	26-57	45.6%
	3PT%	8-28	28.6%
	FT%	27-33	81.8%

Dead Ball Rebounds: 3, 0

Washington - 83

Record: 12-11 (2-8)

NO.	Name		Min	FG M-A	3P M-A	FT M-A	Rebounds			Fouls		TP	AS	TO	ST	Blocks		+/-
							OR	DR	TOT	PF	FD					BS	BA	
11	Nahziah Carter	F	31:02	4-13	2-7	3-4	1	5	6	3	3	13	2	1	3	0	0	-9
13	Hameir Wright	F	36:32	4-6	3-4	3-5	0	4	4	4	3	14	2	3	5	3	0	1
33	Isaiah Stewart	F	35:27	3-7	0-1	8-12	3	2	5	3	10	14	1	0	0	2	0	-2
15	Marcus Tsohonis	G	32:26	8-16	2-6	1-2	0	5	5	1	1	19	2	4	2	0	2	2
21	RaeQuan Battle	G	14:31	4-11	1-6	1-1	5	0	5	5	1	10	0	0	0	0	0	2
0	Jaden McDaniels		19:53	0-4	0-3	6-6	0	2	2	3	4	6	0	3	0	0	0	0
5	Jamal Bey		22:01	1-5	1-4	2-2	0	1	1	1	1	5	3	1	2	0	0	-6
1	Nate Roberts		06:08	0-0	0-0	2-3	0	1	1	3	3	2	0	1	0	0	0	-4
10	Elijah Hardy		02:00	0-0	0-0	0-0	0	0	0	0	0	0	0	1	0	0	0	-4
Team							0	4	4			0		0				
Totals				24-62	9-31	26-35	9	24	33	23	26	83	10	14	12	5	2	-4

Technical Fouls::NONE

Shooting By Period			
1 st	FG%	10-26	38.5%
	3PT%	3-15	20.0%
	FT%	10-13	76.9%
2 nd	FG%	14-36	38.9%
	3PT%	6-16	37.5%
	FT%	16-22	72.7%
GM	FG%	24-62	38.7%
	3PT%	9-31	29.0%
	FT%	26-35	74.3%

Dead Ball Rebounds: 6, 0

	ASU	UW
Biggest lead	13 (2 nd 8:59)	1 (1 st 19:14)
Best Scoring Run	6 (1 st 5:18)	7 (2 nd 5:39)
Lead Changes	2	
Times Tied	0	
Time with Lead	38:32	01:02

Points from	ASU	UW
Turnovers	9	18
Paint	30	24
Second Chance	10	7
Fast Breaks	9	8
Bench	32	13

Period by Period Scoring			
	1st	2nd	TOT
ASU	39	48	87
UW	33	50	83



Official Basketball Box Score - Final
Arizona St. at Washington St.
 01/30/20 Beasley Coliseum, Pullman
 2019-20 Men's Basketball

Game Time: 4:00 AM
 Game Duration: 2:01
 Attendance: 2,811

Officials: Michael Greenstein, Kevin Brill, Rick Batsell

Arizona St. - 65

Record: 12-8 (3-4)

NO.	Name		Min	FG	3P	FT	Rebounds			Fouls		TP	AS	TO	ST	Blocks		+/-
				M-A	M-A	M-A	OR	DR	TOT	PF	FD					BS	BA	
4	Kimani Lawrence	F	18:25	2-6	0-3	0-0	1	2	3	1	1	4	0	1	0	0	0	-15
23	Romello White	F	36:23	6-10	0-0	3-4	5	6	11	4	5	15	4	2	0	1	1	-2
35	Taeshon Cherry	F	16:57	1-6	0-3	0-0	2	3	5	0	0	2	0	2	0	2	1	-19
1	Remy Martin	G	35:25	4-15	1-4	3-6	0	5	5	1	4	12	2	5	1	0	1	-10
2	Rob Edwards	G	33:50	4-9	3-6	0-0	0	1	1	2	0	11	1	4	2	0	1	6
11	Alonzo Verge Jr.		20:39	5-9	1-2	0-0	0	2	2	2	3	11	1	4	3	0	0	3
0	Mickey Mitchell		02:19	0-0	0-0	0-0	0	0	0	1	0	0	0	0	0	0	0	-3
24	Jalen Graham		11:38	4-5	0-0	1-2	3	3	6	4	1	9	0	1	0	1	0	9
5	Elias Valtonen		03:00	0-1	0-0	0-0	0	1	1	0	1	0	0	0	1	0	0	0
10	Jaelen House		11:46	0-1	0-0	1-3	0	0	0	0	1	1	0	1	1	0	0	10
3	Caleb Christopher		02:45	0-0	0-0	0-0	0	1	1	0	0	0	0	1	0	0	0	3
20	Khalid Thomas		06:53	0-1	0-1	0-0	0	3	3	0	0	0	1	0	0	0	0	8
Team							3	1	4			0		0				
Totals				26-63	5-19	8-15	14	28	42	15	16	65	9	21	8	4	4	-2

Technical Fouls::NONE

Shooting By Period			
1 st FG%	12-30	40.0%	
3PT%	4-11	36.4%	
FT%	3-5	60%	
2 nd FG%	14-33	42.4%	
3PT%	1-8	12.5%	
FT%	5-10	50%	
GM FG%	26-63	41.3%	
3PT%	5-19	26.3%	
FT%	8-15	53.3%	

Dead Ball Rebounds: 3, 0

Washington St. - 67

Record: 13-9 (4-5)

			Min	FG M-A	3P M-A	FT M-A	Rebounds			Fouls		TP	AS	TO	ST	Blocks		+/-
NO.	Name						OR	DR	TOT	PF	FD					BS	BA	
13	Jeff Pollard	F	29:55	3-7	0-1	2-3	1	1	2	3	3	8	1	2	0	1	1	-1
1	Jervae Robinson	G	35:16	1-3	1-3	0-0	0	3	3	3	2	3	1	2	4	1	0	-7
2	CJ Elleby	G	37:26	8-19	4-10	7-11	0	12	12	2	7	27	3	4	0	2	1	5
10	Isaac Bonton	G	36:15	4-14	2-5	2-2	1	5	6	3	1	12	7	5	4	0	2	-6
24	Noah Williams	G	33:21	3-8	1-3	0-0	1	5	6	2	2	7	2	4	4	0	0	7
11	DJ Rodman		15:12	2-3	2-3	0-0	0	0	0	1	0	6	0	1	0	0	0	6
15	Volodymyr Markovetsky		10:05	2-2	0-0	0-0	0	1	1	2	0	4	0	1	0	0	0	3
4	Aljaz Kunc		02:30	0-0	0-0	0-0	1	0	1	0	0	0	0	0	0	0	0	3
Team							3	0	3			0		0				
Totals				23-56	10-25	11-16	7	27	34	16	15	67	14	19	12	4	4	2

Technical Fouls::NONE

Shooting By Period			
1 st FG%	12-29	41.4%	
3PT%	4-14	28.6%	
FT%	9-12	75%	
2 nd FG%	11-27	40.7%	
3PT%	6-11	54.5%	
FT%	2-4	50%	
GM FG%	23-56	41.1%	
3PT%	10-25	40.0%	
FT%	11-16	68.8%	

Dead Ball Rebounds: 3, 0

	ASU	WSU
Biggest lead	4 (1 st 17:42)	15 (2 nd 15:29)
Best Scoring Run	13(2 nd 10:47)	11(2 nd 17:32)
Lead Changes	7	
Times Tied	5	
Time with Lead	05:04	32:09

Points from	ASU	WSU
Turnovers	18	15
Paint	40	22
Second Chance	16	4
Fast Breaks	13	13
Bench	21	10

Period by Period Scoring			
	1st	2nd	TOT
ASU	31	34	65
WSU	37	30	67

Competition Under Coach Hurley

A photograph of Coach Bobby Hurley, a man with grey hair, wearing a white dress shirt and a yellow patterned tie, standing with his arms crossed on a basketball court. The background is a blurred crowd of spectators.

**WE WILL
CONTINUE TO
SEEK OUT THE
OPPORTUNITY
TO COMPETE
AGAINST THE
BEST.**

BOBBY HURLEY
HEAD COACH // SUN DEVIL HOOPS

Coach Bobby Hurley and his staff have played non-conference games against some of the best and have proven they are not afraid to go on the road. Expect the effort to schedule the best to continue. In his first five years he has played road games all over the nation against all conferences with trips to Creighton, Georgia, Kansas, Kentucky, Princeton, San Diego State, San Francisco, UNLV and Vanderbilt.

SUN DEVIL TEAMS PLAYED OR TO BE PLAYED SINCE HIRING OF BOBBY HURLEY

Creighton (Big East)	Nevada (MWC)	UNLV (MWC)
Georgia (SEC)	NC State (ACC)	Utah State (MWC)
Kansas (Big 12)	Purdue (Big 10)	Vanderbilt (SEC)
Kansas State (Big 12)	San Diego State (MWC)	Virginia (ACC)
Kentucky (SEC)	St. John's (Big East)	Xavier (Big East)
Marquette (Big East)	St. Mary's (WCC)	
Mississippi State (SEC)	Texas A&M (SEC)	

Sun Devil Men's Basketball Head Coach Bobby Hurley

SUN DEVIL NOTABLES UNDER HEAD COACH BOBBY HURLEY




Hurley coaching courtside against No. 1 Kansas.

- Named 14th men's basketball coach of ASU on April 9, 2015.
- Sun Devils matched highest ranking in school history (third) in December of 2017.
- Finished second in Pac-12 in 2018-19 (12-6) for just the fourth time in school history (41 seasons).
- Defeated No. 1 Kansas on Dec. 22, 2018, the program's only home victory against the nation's top-ranked team.
- Notched its first NCAA Tournament win since 2009 and posted 23 wins for just the eighth time in school history in 2018-19.
- Prior to its past two NCAA appearances, ASU had made the NCAA Tournament three times in the previous 22 seasons (1996-2017).
- ASU has averaged 80.04 points per game the past two seasons, tops in the Pac-12.
- ASU had not made March Madness in back-to-back years since 1980-81, yet now ASU is the only Pac-12 school to make the NCAAs the last two seasons.
- Won exempt tournaments in November of 2017 and 2018 after not winning one since November of 1994.
- In 2017-18 ASU averaged a school-record 10,603 fans, as the 4,103 extra bodies from 2016-17 to 2017-18 was the second-best increase in all of college hoops.



Hurley celebrating with the team after beating No.1 Kansas in 2018.


2019-20 SUN DEVIL TV ROSTER



00 MICKEY MITCHELL
F 6-7 225 SR
Orlando, FL



1 REMY MARTIN
G 6-0 175 JR
Chatsworth, CA



2 ROB EDWARDS
G 6-5 205 SR
Detroit, MI




3 CALEB CHRISTOPHER
G 6-1 180 FR
Carson, CA




4 KIMANI LAWRENCE
F 6-8 220 JR
Providence, RI



5 ELIAS VALTONEN
G 6-7 195 SO
Eura, Finland



10 JAELEN HOUSE
G 6-2 160 FR
Phoenix, AZ




11 ALONZO VERGE, JR.
G 6-3 165 JR
Chicago, IL




12 MICAH BURNO
G 6-0 180 FR
Scottsdale, AZ



15 JOHN OLMSTED
F 6-10 215 FR
Morenci, AZ



20 KHALID THOMAS
F 6-9 210 JR
Portland, OR



22 ANDRE ALLEN
F 6-9 210 JR
Los Angeles, CA



23 ROMELLO WHITE
F 6-8 245 JR
Atlanta, GA



24 JALEN GRAHAM
F 6-9 205 FR
Phoenix, AZ



25 GRANT FOGERTY
G 6-0 175 SR
Scottsdale, AZ



30 KYLE FEIT
G 6-4 190 SO
West Palm Beach, FL



35 TAESHON CHERRY
F 6-8 210 SO
El Cajon, CA