

ASU 2017-2018 SCHEDULE

Date Opp. (TV/Radio).....FINAL/TIP

11/10 Idaho State (P12 AZ).....W, 94-74
11/14 San Diego State (P12).....W, 90-68

CONTINENTAL TIRE INV.-TEMPE

11/17 North. Arizona (P12 AZ).....W, 97-62
11/19 UC Irvine (P12).....W, 99-78

CONTINENTAL TIRE INVITATIONAL LAS VEGAS/ORLEANS ARENA

11/23 Kansas St. (FS1).....W, 92-90
11/24 #15 Xavier (FOX).....W, 102-86

12/2 San Francisco (P12).....W, 75-57
12/8 St. John's (P12/Staples).....W, 82-70
12/10 @ #2 Kansas (ESPN).....W, 95-85
12/17 Vanderbilt (P12).....W, 76-64
12/19 Longwood (P12).....W, 95-61
12/22 Pacific (P12).....W, 104-65
12/30 @ #17 Arizona (P12).....L, 78-84
1/4 @Colorado (P12).....L, 81-90 (OT)
1/7 @Utah (ESPNU).....W, 80-77
1/11 Oregon (FS1).....L, 72-76
1/13 Oregon St. (P12).....W, 77-75
1/17 @Stanford (P12).....L, 77-86
1/20 @California (P12).....W, 81-73
1/25 Utah (P12).....L, 77-80 (OT)
1/27 Colorado (ESPNU).....W, 80-66
2/1 @Washington (P12).....L, 64-68
2/4 @Wash. St. (ESPNU/620 AM)....1 PT
2/8 USC (ESPN2/98.7 FM).....9
2/10 UCLA (P12/620 AM).....5
2/15 Arizona (ESPN2/98.7 FM).....7
2/22 @Oregon (FS1/98.7 FM).....8:30
2/24 @Oregon St. (ESPNU/620 AM).....5
3/1 California (ESPNU/98.7 FM).....7
3/3 Stanford (TBD).....12:30
3/7 Pac-12 Tournament.....Las Vegas

FINAL FOUR TRIVIA

Coach Hurley (1992) and Danny Manning (1988) are the only current college coaches who earned NCAA Final Four MOP honors.

TURNED IT AROUND FAST

Buffalo was 285-369 (.436) in 22 seasons after going Division I (1991-2013). The Bulls were 42-20 (.678) in Coach Hurley's two seasons. He is 88-61 (.592) in five years as a head coach.

SUN DEVIL

M E N ' S B A S K E T B A L L

NEXT UP FOR #25 @SUNDEVILHOOPS (16-6; 4-6): PULLMAN

Sun., Feb. 4 - at Washington State 1 p.m. PT/ESPNU/620 AM S. Evans 21 at WSU last year

The No. 25 Arizona State Sun Devils (16-6; 4-6) -- who returned just three players from last year's squad -- finishes its slate of seven road games in first 11 Pac-12 games in Pullman, as only Utah and ASU have five home games left. Tim Healey and Kyle Dodd have the call on the Sun Devil Radio Network while Roxy Bernstein and Corey Williams have the ESPNU tip on Super Bowl Sunday at 1 p.m. PT. Under third-year head coach Bobby Hurley (two-time NCAA champion, 1992 Final Four MOP and NCAA career assist leader) the Sun Devils are led by seniors Tra Holder, Shannon Evans II and Kodi Justice, who have made .780 of their free throws (970-of-1243). ASU is 14th in the nation in scoring (84.9 ppg.) as of Feb. 2, its best mark since the 1974-75 team averaged 86.9, and has scored at least 80 in 14 games. One other random note: ASU has come from behind at the half to win six times this year and is averaging 44.9 second-half points.

HIGHEST SCORING TEAMS IN SUN DEVIL HISTORY

90.2/1970-71
90.1/1961-62
86.9/1974-75
85.2/1964-65
84.9/2017-18

@UW 68, #25 ASU 64 (FEB. 1, 2018): ASU fell behind by 13 late in the first half, was down 10 at the half and then rallied to take a lead with just over five minutes to play, but UW outscored ASU 16-6 in points off turnovers to get the win. Kodi Justice had 16 points to lead ASU, while Romello White added 14 points and 10 rebounds. ASU held UW to .393 from the floor, but UW hit 15-of-18 (.833) free throws while ASU was just 11-of-17 (.647). It marked the most turnovers for ASU in Pac-12 play this year, and second-most on the year (Vanderbilt, 17).

BETTER BENCH PLAY: After getting just eight bench points in the Jan. 11 Oregon loss, ASU got 27 in the Jan. 13 win vs. Oregon State, 13 at Stanford and then 41 at California on Jan. 20, the second-most in the Bobby Hurley era at ASU. ASU's four-man 41-point bench at California was 16-of-28 (.571) from the field and had four three-pointers, 21 rebounds and four blocks in 73 minutes.

MOST BENCH POINTS UNDER BOBBY HURLEY

42 vs. Kennesaw State (11/18/15)
41 at California (1/20/18)
41 vs. Longwood (12/19/17)
38 at Stanford (12/30/16)

DID YOU KNOW?: The Pac-12 Sixth Man of the Year officially returns for the first time in 30+ seasons in 2017-18. To be eligible, players must not exceed more than 1/3 starts in league games (so no more than six starts in the 18-game loop). The previous Pac-10 Sixth Man of the Year was awarded from 1984-87. Remy Martin -- with zero starts -- is averaging 9.6 points, has 59 assists, and is 75-of-160 (.469) from the field, and 46-of-60 (.767) from the free throw line in 24.3 minutes per game (and again, with zero starts). He has 14 double-figure scoring games including nine of the past 12 tilts. He had a season-best 21 at No. 2 Kansas on Dec. 10. Against Utah on Jan. 25, he had a personal second-half 10-0 run in 2:18 that gave ASU a three-point lead after being down seven.

SHANNON: In the past seven games -- which included a 22-point second-half effort in the Oregon State Jan. 13 win -- Shannon Evans is shooting 29-of-35 (.829) from the free throw line.

ASU MEDIA RELATIONS: ASU men's basketball SID Doug Tammara can be reached directly at 480-734-7795 or via e-mail at tammara@asu.edu. The ASU website is: www.TheSunDevils.com.

Pos	#	Name	Yr.	Ht./Wt.	2017-2018 SUN DEVIL ROSTER NOTES
G	0	Tra (Tray) Holder	Sr.	6-1/172	Pac-12 All-Freshman team 2015; Why he wears "0" -- says will have zero excuses
G	1	Remy Martin	Fr.	6-1/180	Top-100 2017 signee; point guard; explosive, fast and never stops...will pressure the ball
F	3	Mickey Mitchell	So.	6-7/210	Played lot of minutes as freshman at Ohio State in 2015-16; first game was vs. Kansas
F	10	Vitaliy Shibel	RFr.	6-9/210	Freshman who had ACL injury and redshirted last year/from the Ukraine
G	11	Shannon Evans II	Gr.	6-1/160	13.0 ppg in first three seasons; played on Buffalo 2015 NCAA Tournament team
G	14	Kimani Lawrence	Fr.	6-7/200	Long freshman who can guard 5 positions and play 4 of them/ <u>missed 13 games (injury)</u>
G	22	Austin Witherill	Sr.	6-0/170	Local walk-on from Gilbert's Highland High School
F	23	Romello White	Fr.	6-8/220	Sat last year as academic redshirt; top-100 2016 recruit across the board
G	24	Jordan Salzman	Fr.	5-10/175	Walkon from New York
G	25	Grant Fogerty	So.	6-0/175	Local walkon addition from Desert Mountain High School in Scottsdale
G	34	Trevor Thompson	Fr.	6-2/175	Local walkon addition from Moon Valley High School in Phoenix
F	35	De'Quon Lake	Jr.	6-10/225	JC transfer originally from Virgin Islands/24 points, 8 boards, 3 blocks in opener
G	44	Kodi Justice	Gr.	6-5/190	Averaged 15.6 points in final five games of 2016-17/local guy from Dobson HS in Mesa

TRANSFERS TO PLAY IN 2018-19

G	2	Rob Edwards	Jr.	6-4/200	Transfer from Cleveland State
F	31	Zylan Cheatham	Jr.	6-8/201	Transfer from San Diego State

Head Coach: Bobby Hurley/42-20 at Buffalo (2013-15); 1992 Final Four MOP

Coaching Staff: Rashon Burno, Levi Watkins, Anthony Coleman

Special Assistant to HC: Ben Wood **Video:** Justin MacLean **Operations:** Derrick Wrobel



MICKEY: Mickey Mitchell, after starting in the first six Pac-12 games, came off the bench at Cal on Jan. 20 and led ASU in rebounding for the fifth time in his first 11 games. He missed the first eight games as a mid-year transfer, but is averaging 6.7 boards in just over 25 minutes per game. He has led or tied for ASU lead in rebounding in six games.

MORE TRA: How good of a week did Tra Holder have in earning his first Pac-12 Player of the Week on Nov. 20? He averaged 23.7 points, 6.3 rebounds and 5.7 assists in three ASU wins and shot .548 (23-of-42) from the field, .571 (12-of-21) from three and .813 (13-of-16) from the free throw line. He is 490-of-643 (.762) from the charity stripe, as both free throw marks are second in ASU history (Ike Diogu, 671-of-854).

SUN DEVIL CAREER POINTS

1. Eddie House, 1996-2000/2,044
4. Ron Riley, 1992-96/1,834
5. Stevin Smith, 1990-94/1,673
6. Tra Holder, 2014-18/1,633

TRA'S YEAR-BY-YEAR IMPROVEMENTS

SEASON: FG% / FT% / PPG / RPG / 3P MADE

2014-15: .317 / .708 / 7.0 / 2.2 / 12
 2015-16: .387 / .727 / 14.2 / 3.5 / 49
 2016-17: .433 / .772 / 16.2 / 3.7 / 46
 2017-18: .422 / .847 / 19.0 / 4.7 / 52

FG DEFENSE NOTE: Stanford shot (.508) from the field against ASU on Jan. 17, the first ASU opponent to shoot 50 percent in 12 games and just the third opponent on the year, as only Kansas State (.576) and Xavier (.556) have made half their shots. Fifteen teams shot 50 percent against ASU last year. The last time ASU held at least 11 straight opponents under 50 percent field goal shooting was the final 13 games of the 2012-13 season. ASU is holding opponents to .427 from the field this year after allowing .479 last year.

TRA: Tra Holder in seven true road games is averaging 18.4 ppg including 29 at #10 Kansas and 31 at #17 Arizona. In the 10 games away from home, he is averaging 20.8 ppg and is 55-of-65 (.846) from the foul line.

KODI: In the final five games of 2016-17 Kodi Justice averaged 15.6 points including 22 in the Feb. 26 win over USC and was 17-of-35 (.486) from the three-point stripe. In his past 25 games, he is averaging 13.5 points, in the first 78 games of his career he averaged 7.2.

WINS: As of Feb. 3 NCAA RPI, No. 42 ASU has wins over No. 3 Xavier (20-3) in Las Vegas, at No. 6 KU (18-4), at No. 51 Utah (13-9), vs. No. 67 Kansas State in Las Vegas (16-6), vs. No. 61 Colorado (13-10), vs. No. 110 St. John's (10-13) in Los Angeles and vs. No. 127 SDSU (12-8).

FREE THROWS: In ASU's top wins, free throw shooting has been very good. ASU was 20-of-25 (.800) vs. SDSU, 29-of-44 (.659) vs. Kansas State, 23-of-25 (.920) vs. #15 Xavier, 23-of-27 (.852) vs. Saint John's, 15-of-20 (.750) at #2 Kansas, 20-of-23 (.870) at Utah and 16-of-22 (.727) vs. Colorado. It is 146-of-186 (.785) in those wins.

20: ASU has six players who have notched a 20-point game this year led by Tra Holder (10), Shannon Evans II (eight) and Kodi Justice (three). Romello White has done it twice, while Remy Martin and De'Quon Lake have done it once.

DOWN AT HALF: ASU has come back from down at the half against Oregon State, Utah, Kansas, Xavier, Kansas State and San Diego State. ASU is 14-31 (.311) when it trails at half under Coach Hurley, after going 12-64 (.158) the previous five seasons.

PUMPED UP CROWDS: ASU has done well under Coach Hurley in places that were large and loud outside of the Pac-12. In addition to this year's win over No. 2 Kansas on Dec. 10 in front of 16,300, ASU in the Coach Hurley era has won at Creighton (16,282), UNLV (13,014) and San Diego State (12,414) and hung tough with Kentucky (23,665) in his first season as it was a 32-31 Kentucky lead at the half and a four-point game with 13 minutes to play. Prior to Bobby Hurley, ASU was 8-22 in its previous 30 non-conference road games. It is 4-1 under Coach Hurley with wins at San Diego State, UNLV, Creighton and Kansas.

ASU OOC ROAD GAMES UNDER COACH HURLEY/CROWDS

#16 ASU 95, #2 Kansas 85 (Dec. 10, 2017)/16,300
 ASU 74, San Diego State 63 (Dec. 10, 2016)/12,414
 ASU 66, UNLV 56 (Dec. 16, 2015)/13,014
 #5 Kentucky 72, ASU 58 (Dec. 5, 2015)/23,665
 ASU 79, Creighton 77 (Dec. 2, 2015)/16,282

KU WIN: The Dec. 10 win over No. 2 Kansas marked the highest OOC ranked opponent the Sun Devils have defeated. Only the win over top-ranked and undefeated Oregon State on March 7, 1981, was higher. Kansas also marked ASU's first road win over a ranked team since James Harden led ASU to a win at Pauley Pavilion on Jan. 17, 2009.

SPURTABILITY: ASU has come back from deficits of at least nine points in six wins. A look at games where ASU has flipped the score and changed deficits.

DEFICIT (TIME/HALF)/FINAL SCORE

Nov. 14: -9 vs. San Diego State (19:22/2nd)/90-68, +31 final 19 minutes
 Nov. 23: -9 vs. Kansas State (18:16/2nd)/92-90, +11 final 18 minutes
 Nov. 24: -15 vs. #15 Xavier (3:16/first)/102-86, 73 points final 23 minutes
 Dec. 10: -13 at #2 Kansas (16:39/first)/95-85, +23 after 15-2 deficit
 Dec. 17: -13 vs. Vanderbilt (15:03/first)/76-64 ; +25 after 13-0 deficit
 Jan. 13: -13 vs. Oregon State (11:32/second)/57-44; 33-18 final 11:30

12-GAME STREAK: Much has been made about the best start in school history that not much was said about the win streak as it stood alone. The Dec. 22 win over Pacific gave ASU the second-best winning streak in ASU history. Only four ASU teams have posted 11-game winning streaks.

ASU TOP WINNING STREAKS

18: 1961-62
12: 2017-18
 11: 1980-81 and 1962-63

GIVE CREDIT TO FOLKS AT STATS INC. FOR THIS ONE: Since Stats Inc. started tracking this stuff in 1996-97, they unearthed that ASU was the first Pac-12 team to score 90 points in six straight games in more than two decades.

LENGTH: ASU has solid wing spans this year. De'Quon Lake has a 7-2 wingspan, while Vitaliy Shibel and Romello White are at 7-0. Kimani Lawrence stretched to 6-11 on his 6-7 frame.

HOW DO YOU SAY IT?

TRAY Holder
 Deh-Kwon Lake
 VIGH-tally SHY-bel

TRA'S 30 20+ GAMES/10 THIS YEAR

40 vs. #15 Xavier @Las Vegas (11/24/17)
35 vs. UC Irvine (11/19/17)
31 at #17 Arizona (12/30/17)
29 at #2 Kansas (12/10/17)
 27 vs. Washington State (1/29/17)
 26 at UCLA (1/9/16)
25 vs. Vanderbilt (12/17/17)
 25 at Stanford (12/30/16)
24 at Colorado (1/4/18)
24 vs. San Diego State (11/14/17)
 24 vs. #9 Creighton (12/20/16)
 24 vs. Cal Poly (11/13/16)
 24 vs. #8 Arizona (1/3/16)
23 vs. Utah (1/25/18)
 23 vs. Washington (1/25/17)
 23 vs. Portland State (11/11/16)
22 vs. Colorado (1/27/18)
 22 at #3 UCLA (1/19/17)
 22 vs. Central Arkansas (12/22/16)
 22 vs. Citadel (11/23/16)
 23 vs. CSU-Bakersfield (12/28/15)
 22 vs. North Carolina State (11/23/15)
 21 vs. Stanford/Pac-12 Tournament (3/8/17)
 21 at Washington (2/16/17)
 21 at USC (1/7/16)
20 vs. Longwood (12/19/17)
 20 at #16 Arizona (1/12/17)
 20 vs. UNLV (12/31/16)/#23 USC (2/12/16)
 20 vs. Washington State (1/16/16)

THREE-POINT NOTE

Entering 2017-18 ASU had made a three-point-er in 555 straight games. The last time ASU did not make a three-pointer was in an 89-57 win over Washington in Tempe on Feb. 10, 2001.

TOP-10 OPPONENT: From 1995-96 through 2014-15, ASU played two top-10 teams outside of Pac-12 play in the regular season (No. 7 Duke on 11/25/09 and No. 2 Kansas on 11/26/97 both in Madison Square Garden). This year's Dec. 10 game at Kansas was the third straight season ASU played a top-10 non-conference team. ASU has played Kentucky the past two seasons, hosted No. 9 Creighton last year and started the home-and-home with Kansas this December.

COACH AS A PLAYER: Coach Hurley's Duke career has been talked about a lot. His 145 assists (in 20 games) is a NCAA Tournament record. Here is a numbers breakdown:

.583: In the 1992 Final Four, Coach made 7-of-12 three pointers en route to the Most Outstanding Player honors.

.667: In the April 4, 1992 Final Four game vs. Indiana, Coach went 6-of-9 from the three-point stripe.

2: In addition to 1992 Most Outstanding Player honors, Coach also earned 1991 All-Tournament Team honors.

9: In the 1991 title game vs. Kansas on April 1, he posted nine assists.

16: In the 1991 Final Four he posted 16 assists.

20: Coach played in 20 NCAA Tournament games.

119: Coach Hurley went 119-26 (.821) in his four years at Duke.

18-2: Coach Hurley went 18-2 in his NCAA Tournament career.

3-PTERS IN TOURNAMENT CAREER

47, Lee Humphrey, Florida, 2004-07 (15)

43, Shelvin Mack, Butler, 2009-11 (13)

42, Bobby Hurley, Duke, 1990-93 (20)

NCAA TOURNAMENT GAMES

23, Christian Laettner, Duke, 1989-92

22, Greg Koubek, Duke, 1988-91

22, Brian Davis, Duke, 1989-92

21, Wayne Turner, Kentucky, 1996-99

20, Thomas Hill, Duke, 1990-93

20, Bobby Hurley, Duke, 1990-93

20, Grant Hill, Duke, 1991-94

20, Antonio Lang, Duke, 1991-94

SUN DEVIL CAREER THREE-POINTERS

1. 3232, Stevin Smith (1990-94)

7. 224, Jeremy Veal (1994-98)

8. 195, Kodi Justice (2014-18)

DOUBLE NICKEL+: Six of the top 11 scoring halves in the past 15 seasons have taken place this year. Prior to dropping 60 vs. Longwood in the second half on Dec. 19, ASU dropped 58 at No. 2 Kansas and 58 on No. 15 Xavier in Las Vegas. On Dec. 22 it had 57 in the second half vs. Pacific. It also had 56 against San Diego State in the second half and vs. UC Irvine in the first half.

MOST POINTS IN HALF/2003-04 TO PRESENT

72 vs. Citadel (Nov. 23, 2016)*

60 vs. Longwood (Dec. 19, 2017)*

58 at #2 Kansas (Dec. 10, 2017)*

58 vs. #15 Xavier (Nov. 24, 2017)*

58 vs. San Francisco (Nov. 20, 2009)

58 vs. Oregon (Feb. 11, 2006)*

57 vs. Pacific (Dec. 22, 2017)*

57 vs. Cal Poly (Nov. 13, 2016)*

56 vs. UC Irvine (Nov. 19, 2017)

56 vs. San Diego State (Nov. 14, 2017)*

56 vs. Kennesaw State (Nov. 18, 2015)

**notes second-half points*

LAST TIME: ASU's 2017 Continental Tire Invitational title was its first exempt tournament title since Bill Frieder's gang won the 1994 Maui Invitational, which started the run to the Sweet Sixteen and a 24-9 record. ASU jumped into the polls at No. 12 after beating Texas A&M, No. 13 Michigan and No. 7 Maryland at No. 12 that year, never fell lower than No. 18 and finished No. 16 as it beat Ball State and Manhattan in Memphis in the 1995 NCAA Tournament before falling to second-ranked Kentucky in Birmingham.

GONNA' PLAY SOME FOLKS: Bobby Hurley is going to make an attempt to play some folks. In his first year after looking at a schedule he inherited that included tilts against NC State in Brooklyn, at Creighton, at UNLV and against eventual No. 18 Texas A&M, he put the wheels in motion to make it even better by agreeing to play at Kentucky and filled a holiday break hole that could have been a yawner with Stephen F. Austin. In 2016-17, the squad played No. 1 Kentucky in the Bahamas, Purdue in New York City, at San Diego State, in Orlando for three games, and finished a series with No. 9 Creighton. Kansas will return the trip to Wells Fargo next year after ASU's win on Dec. 10, and ASU already played No. 15 Xavier and hosted 2017 NCAA Tournament product Vanderbilt Dec. 20. Coach Hurley has played four top-10 non-conference opponents in his three years, after ASU faced one in the previous 17 seasons.

ASU REGULAR SEASON OOC GAMES VS. TOP-10 TEAMS (SINCE JOINING PAC-10)

ASU 95 @#2 Kansas 85 (Dec. 10, 2017)

#9 Creighton 96, ASU 85 (Dec. 20, 2016)

#1 Kentucky 115, ASU 69 (Nov. 28, 2016 at Bahamas)

@#5 Kentucky 72, ASU 58 (Dec. 12, 2015)

#7 Duke 64, ASU 53 (Nov. 25, 2009 at MSG)

#2 Kansas 90, ASU 88, OT (Nov. 26, 1997 at MSG)

ASU 97, #7 Maryland 90 (November 23, 1994 at Maui)

@#8 Oklahoma St. 87, ASU 69 (December 2, 1993)

@#9 Kentucky 94, ASU 68 (December 14, 1991)

@#2 Kansas 90, ASU 67 (December 22, 1989)

#10 North Carolina 85, ASU 66 (December 23, 1984 at Tokyo)

#6 Missouri 48, ASU 47 (December 27, 1982 at Honolulu)

TRA NOTES: Tra's 40 points on Nov. 24 vs. Nov. 15 Xavier was the fourth 40-point effort in the NCAA this season and was the first 40-point performance by a Pac-12 player against a non-conference opponent since Sun Devil Jahii Carson dropped 40 on UNLV on Nov. 19, 2013. It is the most points scored by a Sun Devil against a ranked team.

SPLASH GAMES: Shannon Evans II arrived at ASU after having spent two seasons under Coach Hurley at Buffalo. As a sophomore in 2014-15 he averaged 15.4 points, 3.2 rebounds and 4.6 assists and led the Bulls to the NCAA Tournament as he earned second-team All-MAC honors. He made his first 20 free throws to start last season. Also, he had 50 points in an exhibition win this year against Arizona Christian.

SHANNON EVANS II 25-POINT SCORING GAMES (4 AT ASU)

33 vs. Cornell (1/3/15)
28 at #13 Oregon (2/2/17)
28 vs. UNLV (12/3/16)
25 vs. Idaho State (11/14/17)
25 vs. Washington (1/25/17)
 25 at Ball State (2/4/15)

QUICK QUESTIONS WITH SHANNON EVANS

Most upset on the court: Losing the NCAA tournament

Happiest on the court: Winning the MAC championship

Past sporting event to go back and watch: Duke vs UNLV (March 30, 1991)

Past Sun Devil to go watch compete: Pat Tillman

SHANNON: The USBWA selected Shannon Evans II as its Dec. 10 Oscar Robertson National Player of the Week. As the Pac-12 Conference Player of the Week, Evans was chosen by a representative of the USBWA board of directors. He had 18 points, six rebounds and six assists in 82-70 win over St. John's in Los Angeles on Friday night. Less than 48 hours later, the Suffolk, Va. native hit five 3-pointers en route to 22 points along with five assists and no turnovers as ASU won at No. 2 Kansas. He averaged 20.0 points on 52 percent field goal shooting (13-25), including 53 percent behind the arc (8-15), and 5.5 assists with an 11-to-1 assist-to-turnover ratio.

JUSTICE SERVED: Kodi Justice has made 193 three pointers in 104 career games. He suffered a fractured navicular bone in his left foot on Jan. 25, 2015 and missed the remainder of freshman season. His injury happened the game following a season-high 16 points at California, so he was just starting to get in the groove, and then adapted to a new coaching staff in the summer of 2015.

FOUR QUESTIONS WITH KODI JUSTICE

You can pick the brain of any coach, who is it? John Wooden

You can go watch a past sporting event live...which one? Rumble in the Jungle

Past Sun Devil (any sport) you wish you could have watched compete: Pat Tillman

Biggest challenge in my life: Being dyslexic

KODI'S YEAR-BY-YEAR IMPROVEMENTS

SEASON: FG% / 3PM / PPG

2014-15: .424 / 17 / 4.6

2015-16: .394 / 60 / 7.9

2016-17: .421 / 63 / 9.2

2017-18: .448 / 53 / 13.0

SIX: ASU has six newcomers filling roles in 2017-18, led by three who were in the program last year. **Romello White** is a 6-8 forward from Suwanee, Ga. who practiced last season as an academic redshirt and was a top-100 player (No. 77 by ESPN, No. 81 by Scout) in the 2016 signing class. Texan **Mickey Mitchell** is a skilled 6-7 sophomore who started seven games and played in 23 for Ohio State in 2015-16, came to ASU in December of 2016 and became eligible on Dec. 10, while 6-9 redshirt freshman **Vitaliy Shibel** has a great southpaw shooting stroke but missed last year with an ACL injury. Junior college transfer **De'Quon Lake** has a 6-10 frame and a 7-2 wing span. ESPN 2017 top-100 players **Kimani Lawrence** (New Hampton School/Providence, RI), is a 6-7 swingman with 6-11 wingspan ranked No. 54, while **Remy Martin** (Sierra Canyon/Chatsworth, Calif.) is a 6-0 lead guard and was No. 82 in the rankings.

CAREER FT% NUMBERS FOR 3 SRS

Shannon Evans II: 373-456/.818

Tra Holder: 490-643/.762

Kodi Justice: 107-144/.743

TOTALS: 970-1243/.780

KODI JUSTICE TOP SCORING GAMES

28 vs. Kansas State (11/23/17)
 22 vs. USC (2/26/17)
 21 vs. Oregon (1/11/18)
 20 at Utah (1/7/18)
 20 vs. Citadel (11/23/16)
 20 vs. Houston Baptist (12/19/15)

ROMELLO WHITE DOUBLE-DOUBLES

10/14 at Washington (2/1/18)
 10/11 at Colorado (1/4/18)
 16/13 vs. San Francisco (12/2/17)
 14/11 vs. UC Irvine (11/19/17)
 16/15 vs. San Diego State (11/14/17)

ABOUT THE FRESHMEN: From one coast to the other one, Bobby Hurley's staff signed a pair of top-100 players in the fall of 2016, as 6-7 swingman Kimani Lawrence (New Hampton School in New Hampton, N.H.) and 6-1 guard Remy Martin of Chatsworth (Calif.) Sierra Canyon joined the program this summer. A four-star signee according to Scout, Martin averaged 14.5 points as a junior. Lawrence, a four-star small forward from The New Hampton School in New Hampton, N.H., is the nation's 54th overall prospect according to ESPN.

SCOUT.COM SUN DEVIL TOP-100

RECRUITS ON ROSTER

54. Kimani Lawrence, 2017
 81. Romello White, 2016
 98. Remy Martin, 2017
 100. Tra Holder, 2014

SUN DEVIL LEADERS (INCLUDES SHARED)

SCORING: Evans (3), Holder (11), White (3), Justice (3), Martin

REBOUNDING: Holder (4), White (8), Lake (5), Justice, Mitchell (6)

ASSISTS: Holder (9), Evans (9), Mitchell (4), Martin (4)

#DUNK-KWON: Junior college transfer De'Quon Lake is 69-of-99 (.697) from the field with 38 dunks. He has 45 offensive rebounds and posted five dunks against both Idaho State and San Diego State. He also had seven blocks vs. Pacific. ASU is 8-1 when he scores in double digits and 8-0 when he gets at least seven boards.

HALF: ASU is 14-31 (.311) when trailing at the half under Bobby Hurley, after going 12-64 (.157) the previous five seasons.

14 HALFTIME DEFICIT WINS UNDER COACH HURLEY

- (-1) Oregon State 34, ASU 33/Jan. 13, 2018/ASU 77, OSU 75
- (-1) @Utah 36, ASU 35/Jan. 7, 2018/ASU 80, @Utah 77
- (-3) @#2 Kansas 40, ASU 37/Dec. 10, 2017/ASU 95, @KU 85
- (-2) #15 Xavier 46, ASU 44/Nov. 24, 2017/ASU 102, #15 Xavier 86
- (-2) Kansas State 44, ASU 42/Nov. 23, 2017/ASU 92, KSU 90
- (-6) SDSU 40, ASU 34/Nov. 14, 2017/ASU 90, SDSU 68
- (-1) USC 48, ASU 47/Feb. 26, 2017/ASU 83, USC 82
- (-2) @UW 41, ASU 39/Feb. 16, 2017/ASU 83, @UW 81
- (-1) Stanford 33, ASU 32/Feb. 11, 2017/ASU 75, Stanford 69
- (-7) @SDSU 32, ASU 25/Dec. 10, 2016/ASU 74, @SDSU 63
- (-3) #23 USC 30, ASU 27/Feb. 12, 2016/ASU 74, USC 67
- (-12) @UNLV 37, ASU 25/Dec. 16, 2015/ASU 66, @UNLV 56
- (-8) @Creighton 41, ASU 33/Dec. 2, 2015/ASU 79, @Creighton 77
- (-2) UCSB 29, ASU 27/Nov. 29, 2015/ASU 70, UCSB 68

#0 TRA HOLDER CAREER HIGHS

✓ Wears 0 because he says zero excuses (and likes Gilbert Arenas)

✓ Loves to cook and ate no meat and only fish for most of summer

POINTS: 40 vs #15 Xavier (11/24/17)

FG MADE: 14 vs #15 Xavier (11/24/17)

FG ATT: 22 vs #15 Xavier (11/24/17)

3PTM: 6 vs UC Irvine (11/19/17)

3PTA: 9 (2x) vs. C. Arkansas (12/22/16)

FT MADE: 15 at #17 Arizona (12/30/17)

FT ATTEMPTED: 16 (3x) at #17 Arizona (12/30/17)

STEALS: 6 vs. Longwood (12/19/17)

SEASON HIGH ASSISTS: 8 vs. Idaho St. (11/10/17)

CAREER HIGH ASSISTS: 9 vs. C. Arkansas (12/22/16)

REBOUNDS: 10 vs. Utah (1/25/18)

SEASON HIGH MINUTES: 41 at Colorado (1/4/18)

CAREER HIGH MINUTES: 42 (3x) at UW (2/3/16)

#1 REMY MARTIN SUN DEVIL HIGHS

POINTS: 21 at #2 Kansas (12/10/17)

REBOUNDS: 7 vs. Longwood (12/19/17)

ASSISTS: 9 vs. Longwood (12/19/17)

FG MADE: 8 at #2 Kansas (12/10/17)

FG ATT: 13 at #17 Arizona (12/30/17)

FT MADE: 5 (3x) vs. Colorado (1/27/18)

FT ATT: 6 (2x) vs. Colorado (1/27/18)

MINUTES: 34 vs Idaho State (11/10/17)

#3 MICKEY MITCHELL SUN DEVIL HIGHS

POINTS: 12 (2x) at California (1/20/18)

REBOUNDS: 13 vs. Vanderbilt (12/17/17)

ASSISTS: 5 vs. Oregon (1/11/18)

MINUTES: 33 at Stanford (1/17/18)

#10 VITALIY SHIBEL SUN DEVIL HIGHS

POINTS: 11 vs. St. John's (12/8/17)

REBOUNDS: 8 vs Idaho State (11/10/17)

3PT MADE: 3 at Cal (1/20/18) and vs. St. John's (12/8/17)

ASSISTS: 4 vs. Idaho State (11/10/17)

MINUTES: 28 vs. St. John's (12/8/17)

#11 SHANNON EVANS II ASU SEASON/ASU CAREER HIGHS

✓ Played for Coach Hurley at Buffalo and was part of 2015 NCAA Tournament team and MAC title team.

✓ USBWA Oscar Robertson Player of the Week (Dec. 11)

SEASON HIGH POINTS: 25 vs Idaho State (11/10/17)

ASU HIGH POINTS: 28 (2x) at #13 UO (2/2/17)

ASU BEST REBOUNDS: 8 vs San Francisco (12/2/17)

ASU BEST ASSISTS: 8 (3x) vs NAU (11/17/17)

ASU HIGH MINUTES: 41 at Colorado (1/4/18)

#23 ROMELLO WHITE SEASON HIGHS

✓ AAU coach was Jerry Stackhouse

POINTS: 25 vs Northern Arizona (11/17/17)

REBOUNDS: 15 vs San Diego State (11/14/17)

FG MADE: 10 vs Northern Arizona (11/17/17)

FG ATTEMPTED: 12 vs Northern Arizona (11/17/17)

FREE THROWS MADE: 11 at Stanford (1/17/18)

FREE THROWS ATTEMPTED: 14 at Stanford (1/17/18)

BLOCKS: 3 vs Idaho State

MINUTES: 39 vs Kansas State (11/23/17)

#35 DE'QUON LAKE SEASON HIGHS

✓ Made 8-10 FGs in season opener vs. Idaho State

✓ 7-8 FGs on 11/17 vs. NAU

POINTS: 24 vs Idaho State (11/10/17)

REBOUNDS: 12 vs Northern Arizona (11/17/17)

FG MADE: 8 vs Idaho State (11/10/17)

FG ATTEMPTED: 9 vs. Utah (1/25/18)

FREE THROWS MADE: 8 (2x) Longwood (12/19/17)

FREE THROWS ATTEMPTED: 14 vs Idaho State (11/10/17)

BLOCKS: 7 vs. Pacific (12/22/17)

MINUTES: 29 vs Kansas State (11/23/17)

#44 KODI JUSTICE SEASON/CAREER HIGHS

POINTS: 28 vs Kansas State (11/23/17)

FG MADE: 9 (2x) at Utah (1/7/18)

SEASON HIGH ASSISTS: 4 vs UC Irvine (11/19/17)

CAREER HIGH ASSISTS: 6 (2x) vs Oregon (1/31/16)

REBOUND: 9 at #2 Kansas (12/10/16)

SEASON HIGH MINUTES: 38 (2x) at Colorado (1/4/18)

CAREER HIGH MINUTES: 39 (3x) vs #5 UCLA

2017-18 @SunDevilHoops
Arizona State Combined Team Statistics (as of Feb 02, 2018)
All games

RECORD:	OVERALL	HOME	AWAY	NEUTRAL
ALL GAMES	16-6	10-2	3-4	3-0
CONFERENCE	4-6	2-2	2-4	0-0
NON-CONFERENCE	12-0	8-0	1-0	3-0

#	Player	gp-gs	min	avg	Total		3-Point		F-Throw		Rebounds											
					fg-fga	fg%	3fg-fga	3fg%	ft-fa	ft%	off	def	tot	avg	pf	dq	a	to	blk	stl	pts	avg
00	Holder, Tra	22-22	781	35.5	125-296	.422	52-128	.406	116-137	.847	21	83	104	4.7	44	1	85	52	1	32	418	19.0
11	Evans II, Shannon	22-22	764	34.7	106-274	.387	63-166	.380	89-105	.848	10	73	83	3.8	46	1	91	37	6	26	364	16.5
44	Justice, Kodi	22-22	718	32.6	101-223	.453	55-144	.382	31-44	.705	5	52	57	2.6	39	0	40	29	6	28	288	13.1
23	White, Romello	21-21	520	24.8	87-138	.630	0-0	.000	72-125	.576	60	100	160	7.6	67	5	8	36	15	6	246	11.7
01	Martin, Remy	22-0	535	24.3	75-160	.469	16-42	.381	46-60	.767	14	47	61	2.8	36	0	59	35	2	27	212	9.6
35	Lake, De'Quon	22-1	399	18.1	69-99	.697	0-0	.000	40-61	.656	48	73	121	5.5	64	4	4	11	31	5	178	8.1
03	Mitchell, Mickey	14-7	353	25.2	30-62	.484	4-11	.364	21-32	.656	25	69	94	6.7	40	1	27	29	9	12	85	6.1
10	Shibel, Vitaliy	22-15	261	11.9	18-47	.383	11-37	.297	6-8	.750	7	35	42	1.9	61	3	13	12	7	2	53	2.4
14	Lawrence, Kimani	9-0	69	7.7	7-17	.412	0-4	.000	3-4	.750	4	8	12	1.3	9	0	0	3	1	0	17	1.9
22	Witherill, Austin	11-0	34	3.1	2-4	.500	2-4	.500	1-2	.500	1	4	5	0.5	0	0	0	0	0	0	7	0.6
24	Salzman, Jordan	5-0	6	1.2	0-1	.000	0-0	.000	0-0	.000	0	0	0	0.0	0	0	0	0	0	0	0	0.0
25	Fogerty, Grant	9-0	10	1.1	0-2	.000	0-1	.000	0-0	.000	0	0	0	0.0	2	0	1	0	0	0	0	0.0
Team											36	35	71		1		5					
Total.....		22	4450		620-1323	.469	203-537	.378	425-578	.735	231	579	810	36.8	409	15	328	249	78	138	1868	84.9
Opponents.....		22	4450		576-1348	.427	190-554	.343	293-419	.699	254	545	799	36.3	490	13	343	327	85	114	1635	74.3

TEAM STATISTICS	ASU	OPP
SCORING	1868	1635
Points per game	84.9	74.3
Scoring margin	+10.6	-
FIELD GOALS-ATT	620-1323	576-1348
Field goal pct	.469	.427
3 POINT FG-ATT	203-537	190-554
3-point FG pct	.378	.343
3-pt FG made per game	9.2	8.6
FREE THROWS-ATT	425-578	293-419
Free throw pct	.735	.699
F-Throws made per game	19.3	13.3
REBOUNDS	810	799
Rebounds per game	36.8	36.3
Rebounding margin	+0.5	-
ASSISTS	328	343
Assists per game	14.9	15.6
TURNOVERS	249	327
Turnovers per game	11.3	14.9
Turnover margin	+3.5	-
Assist/turnover ratio	1.3	1.0
STEALS	138	114
Steals per game	6.3	5.2
BLOCKS	78	85
Blocks per game	3.5	3.9
ATTENDANCE	115984	82858
Home games-Avg/Game	12-9665	7-9976
Neutral site-Avg/Game	-	3-4342

Date	Opponent	Score	Att.
11-10-17	IDAHO STATE	w 94-74	5697
11-14-17	SAN DIEGO STATE	w 90-68	6640
11-17-17	NORTHERN ARIZONA	w 97-62	6189
11-19-17	UC IRVINE	w 99-78	5394
! 11-23-17	vs KANSAS ST	w 92-90	3245
! 11-24-17	vs XAVIER	w 102-86	3325
12-02-17	USF	w 75-57	8682
# 12-08-17	vs St John's	w 82-70	6456
12-10-17	at Kansas	w 95-85	16300
12-17-17	VANDERBILT	w 76-64	10797
12-19-17	LONGWOOD	w 95-61	9308
12-22-17	PACIFIC	w 104-65	10646
* 12-30-17	at Arizona	L 78-84	14644
* 01-04-18	at Colorado	Lot 81-90	7740
* 01-07-18	at Utah	w 80-77	12123
* 01-11-18	OREGON	L 72-76	13693
* 01-13-18	OREGON STATE	w 77-75	13459
* 01-17-18	at STANFORD	L 77-86	4014
* 01-20-18	at California	w 81-73	8107
* 01-25-18	UTAH	Lot 77-80	11536
* 01-27-18	COLORADO	w 80-66	13943
* 02/01/18	at Washington	L 64-68	6904

* = Conference game

! = Continental Tire Invitational at Orleans Arena (Las Vegas, Nevada)

= Basketball Hall of Fame Classic at Staples Center

Score by Periods	1st	2nd	OT	Totals
Arizona State	864	989	15	1868
Opponents	772	836	27	1635

2017-18 @SunDevilHoops
Arizona State Combined Team Statistics (as of Feb 02, 2018)
Conference games

RECORD:	OVERALL	HOME	AWAY	NEUTRAL
ALL GAMES	4-6	2-2	2-4	0-0
CONFERENCE	4-6	2-2	2-4	0-0
NON-CONFERENCE	0-0	0-0	0-0	0-0

##	Player	gp-gs	min	avg	Total		3-Point		F-Throw		Rebounds				pf	dq	a	to	blk	stl	pts	avg
					fg-fga	fg%	3fg-fga	3fg%	ft-fa	ft%	off	def	tot	avg								
00	Holder, Tra	10-10	359	35.9	48-130	.369	20-57	.351	47-54	.870	10	33	43	4.3	19	1	27	17	1	10	163	16.3
11	Evans II, Shannon	10-10	345	34.5	45-121	.372	25-68	.368	35-42	.833	5	36	41	4.1	24	1	35	22	5	9	150	15.0
44	Justice, Kodi	10-10	324	32.4	46-106	.434	23-63	.365	10-14	.714	3	16	19	1.9	20	0	19	13	1	12	125	12.5
01	Martin, Remy	10-0	218	21.8	29-75	.387	9-25	.360	23-32	.719	5	20	25	2.5	10	0	23	13	1	9	90	9.0
23	White, Romello	10-10	221	22.1	29-55	.527	0-0	.000	24-43	.558	22	43	65	6.5	33	4	4	11	6	4	82	8.2
35	Lake, De'Quon	10-0	167	16.7	29-45	.644	0-0	.000	9-12	.750	20	24	44	4.4	32	3	2	3	12	4	67	6.7
03	Mitchell, Mickey	10-6	270	27.0	21-49	.429	4-11	.364	13-18	.722	17	50	67	6.7	30	1	21	23	7	8	59	5.9
14	Lawrence, Kimani	9-0	69	7.7	7-17	.412	0-4	.000	3-4	.750	4	8	12	1.3	9	0	0	3	1	0	17	1.9
10	Shibel, Vitaliy	10-4	74	7.4	5-14	.357	4-12	.333	0-0	.000	1	12	13	1.3	21	1	2	1	1	1	14	1.4
25	Fogerty, Grant	1-0	1	1.0	0-1	.000	0-1	.000	0-0	.000	0	0	0	0.0	0	0	0	0	0	0	0	0.0
22	Witherill, Austin	1-0	1	1.0	0-0	.000	0-0	.000	0-0	.000	0	0	0	0.0	0	0	0	0	0	0	0	0.0
24	Salzman, Jordan	1-0	1	1.0	0-0	.000	0-0	.000	0-0	.000	0	0	0	0.0	0	0	0	0	0	0	0	0.0
Team											17	11	28					2				
Total.....		10	2050		259-613	.423	85-241	.353	164-219	.749	104	253	357	35.7	198	11	133	108	35	57	767	76.7
Opponents.....		10	2050		271-603	.449	83-232	.358	150-206	.728	105	277	382	38.2	200	4	168	130	46	51	775	77.5

TEAM STATISTICS	ASU	OPP
SCORING	767	775
Points per game	76.7	77.5
Scoring margin	-0.8	-
FIELD GOALS-ATT	259-613	271-603
Field goal pct	.423	.449
3 POINT FG-ATT	85-241	83-232
3-point FG pct	.353	.358
3-pt FG made per game	8.5	8.3
FREE THROWS-ATT	164-219	150-206
Free throw pct	.749	.728
F-Throws made per game	16.4	15.0
REBOUNDS	357	382
Rebounds per game	35.7	38.2
Rebounding margin	-2.5	-
ASSISTS	133	168
Assists per game	13.3	16.8
TURNOVERS	108	130
Turnovers per game	10.8	13.0
Turnover margin	+2.2	-
Assist/turnover ratio	1.2	1.3
STEALS	57	51
Steals per game	5.7	5.1
BLOCKS	35	46
Blocks per game	3.5	4.6
ATTENDANCE	52631	53532
Home games-Avg/Game	4-13158	6-8922
Neutral site-Avg/Game	-	0-0

Date	Opponent		Score	Att.
* 12-30-17	at Arizona	L	78-84	14644
* 01-04-18	at Colorado	Lot	81-90	7740
* 01-07-18	at Utah	W	80-77	12123
* 01-11-18	OREGON	L	72-76	13693
* 01-13-18	OREGON STATE	W	77-75	13459
* 01-17-18	at STANFORD	L	77-86	4014
* 01-20-18	at California	W	81-73	8107
* 01-25-18	UTAH	Lot	77-80	11536
* 01-27-18	COLORADO	W	80-66	13943
* 02/01/18	at Washington	L	64-68	6904

* = Conference game

! = Continental Tire Invitational at Orleans Arena (Las Vegas, Nevada)

= Basketball Hall of Fame Classic at Staples Center

Score by Periods	1st	2nd	OT	Totals
Arizona State	348	404	15	767
Opponents	355	393	27	775

2017-18 @SunDevilHoops
Arizona State Team Game-by-Game Comparison (as of Feb 02, 2018)
All games

Opponent	1st	2nd	Score	Mar	Total FG	FG Pct	3-Pointers	3FG Pct	Free Throws	FT Pct	Rebounds	Assist	T/Over	Block	Steal	Fouls
IDAHO STATE	51/33	43/41	94-74	+20	34-65/26-59	.523/.441	9-30/9-24	.300/.375	17-26/13-22	.654/.591	41/29 +12	22/17	11/14	5/2	3/6	18/20
SAN DIEGO STATE	34/40	56/28	90-68	+22	31-61/25-66	.508/.379	8-25/8-21	.320/.381	20-25/10-14	.800/.714	42/36 +6	18/18	12/15	5/2	9/4	17/20
NORTHERN ARIZONA	54/27	43/35	97-62	+35	33-63/19-60	.524/.317	11-26/7-29	.423/.241	20-28/17-22	.714/.773	35/42 (7)	24/12	11/24	5/5	12/4	20/26
UC IRVINE	56/38	43/40	99-78	+21	30-49/28-61	.612/.459	14-23/12-25	.609/.480	25-38/10-16	.658/.625	28/34 (6)	17/21	10/19	2/2	6/7	17/28
KANSAS ST	42/44	50/46	92-90	+2	27-50/34-59	.540/.576	9-18/15-32	.500/.469	29-44/7-9	.659/.778	29/27 +2	13/16	12/16	0/2	6/5	18/32
XAVIER	44/46	58/40	102-86	+16	33-59/30-54	.559/.556	13-27/8-20	.481/.400	23-25/18-23	.920/.783	29/26 +3	11/16	10/13	1/1	9/2	20/21
USF	40/25	35/32	75-57	+18	23-50/18-63	.460/.286	4-13/11-40	.308/.275	25-36/10-14	.694/.714	46/34 +12	10/12	14/14	4/4	6/6	16/30
St John's	46/34	36/36	82-70	+12	25-55/25-64	.455/.391	9-23/7-24	.391/.292	23-27/13-22	.852/.591	38/35 +3	16/13	14/11	0/6	1/5	18/27
Kansas	37/40	58/45	95-85	+10	33-65/32-67	.508/.478	14-28/14-38	.500/.368	15-20/7-9	.750/.778	33/36 (3)	17/19	10/16	3/5	9/6	13/16
VANDERBILT	30/29	46/35	76-64	+12	25-57/23-68	.439/.338	5-23/4-31	.217/.129	21-28/14-19	.750/.737	47/37 +10	7/10	17/15	5/2	4/7	20/23
LONGWOOD	35/30	60/31	95-61	+34	31-69/21-57	.449/.368	10-34/9-21	.294/.429	23-36/10-20	.639/.500	45/40 +5	22/11	11/26	3/3	13/7	16/25
PACIFIC	47/31	57/34	104-65	+39	36-67/24-67	.537/.358	12-26/3-17	.462/.176	20-26/14-23	.769/.609	40/41 (1)	18/10	9/14	10/5	3/4	18/22
Arizona	37/39	41/45	78-84	(6)	25-66/28-62	.379/.452	8-25/8-20	.320/.400	20-25/20-23	.800/.870	39/40 (1)	11/18	13/16	3/4	7/4	20/20
Colorado	34/29	40/45	81-90	(9)	27-76/29-63	.355/.460	9-34/10-26	.265/.385	18-24/22-32	.750/.688	41/48 (7)	11/16	7/14	2/6	5/3	27/20
Utah	35/36	45/41	80-77	+3	26-58/20-41	.448/.488	8-24/8-24	.333/.333	20-23/29-36	.870/.806	32/25 +7	11/13	13/12	2/4	5/6	31/19
OREGON	41/41	31/35	72-76	(4)	20-46/28-65	.435/.431	10-23/8-32	.435/.250	22-31/12-14	.710/.857	31/38 (7)	13/17	11/10	2/2	5/7	17/23
OREGON STATE	33/34	44/41	77-75	+2	27-57/29-65	.474/.446	7-16/11-26	.438/.423	16-22/6-9	.727/.667	33/37 (4)	15/21	12/14	5/1	8/5	13/21
STANFORD	35/37	42/49	77-86	(9)	26-61/32-63	.426/.508	8-21/8-19	.381/.421	17-25/14-25	.680/.560	30/44 (14)	14/21	8/13	4/5	5/3	21/17
California	41/30	40/43	81-73	+8	29-61/28-60	.475/.467	10-21/5-16	.476/.313	13-16/12-22	.813/.545	39/30 +9	15/13	12/9	5/7	2/3	19/20
UTAH	33/40	36/29	77-80	(3)	28-70/27-62	.400/.435	10-27/14-32	.370/.438	11-14/12-18	.786/.667	46/39 +7	14/19	10/12	2/5	6/6	16/17
COLORADO	32/32	48/34	80-66	+14	27-64/26-61	.422/.426	10-31/6-20	.323/.300	16-22/8-9	.727/.889	34/44 (10)	15/17	7/17	7/8	8/4	16/22
Washington	27/37	37/31	64-68	(4)	24-54/24-61	.444/.393	5-19/5-17	.263/.294	11-17/15-18	.647/.833	32/37 (5)	14/13	15/13	3/4	6/10	18/21

Note: Game totals are displayed in the format TEAM/OPPONENT for each category

Individual Career History

Evans II, Shannon

			Total		3-Point		F-Throws		Rebounds											Scoring	
Season	gp-gs	min/avg	fg-fga	pct	fg-fga	pct	ft-fta	pct	off	def	tot	avg	pf	fo	ast	to	blk	stl	pts	avg	
2013-14*	29-0	766/26.4	73-209	.349	32-108	.296	69-87	.793	11	61	72	2.5	56	2	95	60	11	40	247	8.5	
2014-15*	33-33	1139/34.5	163-395	.413	66-173	.382	115-144	.799	15	89	104	3.2	69	0	153	84	10	56	507	15.4	
2016-17	33-33	1179/35.7	161-392	.411	72-201	.358	100-120	.833	17	93	110	3.3	61	0	144	62	7	42	494	15.0	
2017-18	22-22	764/34.7	106-274	.387	63-166	.380	89-105	.848	10	73	83	3.8	46	1	91	37	6	26	364	16.5	
TOTAL	55-55	1943/35.3	267-666	.401	135-367	.368	189-225	.840	27	166	193	3.5	107	1	235	99	13	68	858	15.6	
All*	117-88	3848/32.9	503-1270	.396	233-648	.360	373-456	.818	53	316	369	3.2	232	3	483	243	34	164	1612	13.8	

* Statistics from prior team/school

Holder, Tra

			Total		3-Point		F-Throws		Rebounds											Scoring	
Season	gp-gs	min/avg	fg-fga	pct	fg-fga	pct	ft-fta	pct	off	def	tot	avg	pf	fo	ast	to	blk	stl	pts	avg	
2014-15	32-23	865/27.0	58-183	.317	12-50	.240	97-137	.708	9	60	69	2.2	57	0	115	80	0	16	225	7.0	
2015-16	32-32	1017/31.8	140-362	.387	49-134	.366	125-172	.727	22	90	112	3.5	66	1	117	84	2	33	454	14.2	
2016-17	33-33	1174/35.6	169-390	.433	46-125	.368	152-197	.772	38	83	121	3.7	68	2	106	66	1	29	536	16.2	
2017-18	22-22	781/35.5	125-296	.422	52-128	.406	116-137	.847	21	83	104	4.7	44	1	85	52	1	32	418	19.0	
TOTAL	119-110	3837/32.2	492-1231	.400	159-437	.364	490-643	.762	90	316	406	3.4	235	4	423	282	4	110	1633	13.7	

Justice, Kodi

			Total		3-Point		F-Throws		Rebounds											Scoring	
Season	gp-gs	min/avg	fg-fga	pct	fg-fga	pct	ft-fta	pct	off	def	tot	avg	pf	fo	ast	to	blk	stl	pts	avg	
2014-15	18-7	229/12.7	28-66	.424	17-37	.459	10-12	.833	6	16	22	1.2	22	0	28	19	2	5	83	4.6	
2015-16	32-3	792/24.8	84-213	.394	60-150	.400	25-33	.758	12	57	69	2.2	78	1	76	53	5	30	253	7.9	
2016-17	33-26	1025/31.1	99-235	.421	63-151	.417	41-55	.745	13	81	94	2.8	106	9	80	53	19	44	302	9.2	
2017-18	22-22	718/32.6	101-223	.453	55-144	.382	31-44	.705	5	52	57	2.6	39	0	40	29	6	28	288	13.1	
TOTAL	105-58	2764/26.3	312-737	.423	195-482	.405	107-144	.743	36	206	242	2.3	245	10	224	154	32	107	926	8.8	

Witherill, Austin

			Total		3-Point		F-Throws		Rebounds											Scoring	
Season	gp-gs	min/avg	fg-fga	pct	fg-fga	pct	ft-fta	pct	off	def	tot	avg	pf	fo	ast	to	blk	stl	pts	avg	
2014-15	3-0	5/1.7	1-3	.333	1-2	.500	0-0	.000	1	2	3	1.0	1	0	0	0	0	0	3	1.0	
2015-16	13-0	18/1.4	1-6	.167	1-5	.200	2-2	1.000	0	0	0	0.0	0	0	0	1	0	0	5	0.4	
2016-17	16-0	26/1.6	0-4	.000	0-4	.000	2-2	1.000	0	2	2	0.1	0	0	1	0	0	0	2	0.1	
2017-18	11-0	34/3.1	2-4	.500	2-4	.500	1-2	.500	1	4	5	0.5	0	0	0	0	0	0	7	0.6	
TOTAL	43-0	83/1.9	4-17	.235	4-15	.267	5-6	.833	2	8	10	0.2	1	0	1	1	0	0	17	0.4	

2017-18 @SunDevilHoops
Arizona State Points-Rebounds-Assists (as of Feb 02, 2018)
All games

Opponent	Date	Score		00	01	03	10	11	14	22
				HOLDER,TRA	MARTIN,REM	MITCHELL,M	SHIBEL,VIT	EVANS II,S	LAWRENCE,K	WITHERILL,
IDAHO STATE	11-10-17	94-74	w	18-9-8	12-4-5	DNP	4-8-4	25-4-3	DNP	3-2-0
SAN DIEGO STATE	11-14-17	90-68	w	24-8-6	12-3-3	DNP	0-0-1	14-6-6	DNP	0-1-0
NORTHERN ARIZONA	11-17-17	97-62	w	12-9-6	4-4-5	DNP	5-1-2	20-0-8	DNP	0-0-0
UC IRVINE	11-19-17	99-78	w	35-2-5	5-1-1	DNP	2-0-0	22-3-7	DNP	1-1-0
vs KANSAS ST	11-23-17	92-90	w	11-4-4	6-0-0	DNP	3-2-2	14-1-4	DNP	0-0-0
vs XAVIER	11-24-17	102-86	w	40-4-4	13-2-2	DNP	0-2-0	22-3-4	DNP	0-0-0
USF	12-02-17	75-57	w	15-6-3	12-3-1	DNP	4-5-0	14-8-4	DNP	0-0-0
vs St John's	12-08-17	82-70	w	7-5-4	4-3-2	DNP	11-3-2	18-6-6	DNP	DNP
at Kansas	12-10-17	95-85	w	29-3-7	21-2-2	0-0-1	3-1-0	22-1-5	DNP	DNP
VANDERBILT	12-17-17	76-64	w	25-5-2	6-3-0	8-13-2	3-3-0	15-5-2	DNP	0-0-0
LONGWOOD	12-19-17	95-61	w	20-5-6	13-7-9	12-5-1	2-3-0	7-2-2	DNP	0-0-0
PACIFIC	12-22-17	104-65	w	19-1-3	14-4-6	6-9-2	2-1-0	21-3-5	DNP	3-1-0
at Arizona	12-30-17	78-84	L	31-5-1	11-4-0	10-7-2	3-0-0	7-6-5	DNP	DNP
at Colorado	01-04-18	81-90	L	24-2-1	11-3-1	8-10-4	0-3-0	11-2-2	1-1-0	DNP
at Utah	01-07-18	80-77	w	11-7-3	11-1-4	6-4-0	0-1-0	22-6-3	3-3-0	DNP
OREGON	01-11-18	72-76	L	14-3-1	2-1-0	2-6-5	0-0-0	19-3-3	2-1-0	DNP
OREGON STATE	01-13-18	77-75	w	4-6-2	12-3-3	4-2-0	0-1-0	22-6-7	4-1-0	DNP
at STANFORD	01-17-18	77-86	L	9-2-3	11-3-5	9-7-2	0-0-1	13-1-2	0-3-0	DNP
at California	01-20-18	81-73	w	13-3-4	13-1-3	12-11-1	8-3-0	10-3-5	7-2-0	DNP
UTAH	01-25-18	77-80	L	23-10-4	10-4-3	4-7-1	0-3-1	14-7-2	0-1-0	DNP
COLORADO	01-27-18	80-66	w	22-5-4	5-4-2	4-5-4	3-2-0	19-3-3	0-0-0	0-0-0
at Washington	02/01/18	64-68	L	12-0-4	4-1-2	0-8-2	0-0-0	13-4-3	0-0-0	DNP

Opponent	Date	Score		23	24	25	35	44
				WHITE,ROME	SALZMAN,JO	FOGERTY,GR	LAKE,DE'QU	JUSTICE,KO
IDAHO STATE	11-10-17	94-74	w	DNP	0-0-0	0-0-0	24-8-0	8-3-2
SAN DIEGO STATE	11-14-17	90-68	w	16-15-1	DNP	0-0-0	15-7-1	9-1-0
NORTHERN ARIZONA	11-17-17	97-62	w	25-6-0	DNP	DNP	17-12-1	14-3-2
UC IRVINE	11-19-17	99-78	w	14-11-0	DNP	0-0-0	2-4-0	18-2-4
vs KANSAS ST	11-23-17	92-90	w	19-6-0	DNP	DNP	11-10-0	28-2-3
vs XAVIER	11-24-17	102-86	w	4-5-0	DNP	0-0-0	7-8-0	16-2-1
USF	12-02-17	75-57	w	16-13-0	DNP	0-0-0	2-4-0	12-4-2
vs St John's	12-08-17	82-70	w	22-9-0	DNP	DNP	5-3-0	15-4-2
at Kansas	12-10-17	95-85	w	13-7-1	DNP	DNP	0-3-0	7-9-1
VANDERBILT	12-17-17	76-64	w	12-9-1	0-0-0	0-0-0	0-0-0	7-4-0
LONGWOOD	12-19-17	95-61	w	7-6-1	0-0-0	0-0-0	16-9-0	18-3-3
PACIFIC	12-22-17	104-65	w	16-8-0	0-0-0	0-0-1	12-9-0	11-1-1
at Arizona	12-30-17	78-84	L	2-8-0	DNP	DNP	8-3-1	6-3-2
at Colorado	01-04-18	81-90	L	10-11-1	DNP	DNP	0-6-0	16-2-2
at Utah	01-07-18	80-77	w	3-1-0	DNP	DNP	4-4-0	20-1-1
OREGON	01-11-18	72-76	L	8-6-1	DNP	DNP	4-3-0	21-4-3
OREGON STATE	01-13-18	77-75	w	6-6-0	DNP	DNP	11-6-0	14-2-3
at STANFORD	01-17-18	77-86	L	19-5-0	DNP	DNP	2-3-0	14-2-1
at California	01-20-18	81-73	w	6-4-0	DNP	DNP	9-7-0	3-1-2
UTAH	01-25-18	77-80	L	8-6-1	DNP	DNP	10-4-1	8-1-1
COLORADO	01-27-18	80-66	w	10-4-0	0-0-0	0-0-0	10-5-0	7-2-2
at Washington	02/01/18	64-68	L	10-14-1	DNP	DNP	9-3-0	16-1-2

2017-18 @SunDevilHoops
Arizona State Game-by-Game Highs (as of Feb 02, 2018)
All games

Opponent	Date	Score	Points	Rebounds	Assists	Steals	Blocked shots
IDAHO STATE	11-10-17	94-74	25-Evans II, Shannon	9-Holder, Tra	8-Holder, Tra	1-Holder, Tra Justice, Kodi Martin, Remy	3-Lake, De'Quon
SAN DIEGO STATE	11-14-17	90-68	24-Holder, Tra	15-White, Romello	6-Evans II, Shannon Holder, Tra	2-Martin, Remy Justice, Kodi Holder, Tra Evans II, Shannon	2-Justice, Kodi Lake, De'Quon
NORTHERN ARIZONA	11-17-17	97-62	25-White, Romello	12-Lake, De'Quon	8-Evans II, Shannon	4-Martin, Remy	2-White, Romello
UC IRVINE	11-19-17	99-78	35-Holder, Tra	11-White, Romello	7-Evans II, Shannon	2-Evans II, Shannon Justice, Kodi Holder, Tra	2-White, Romello
vs KANSAS ST	11-23-17	92-90	28-Justice, Kodi	10-Lake, De'Quon	4-Holder, Tra Evans II, Shannon	3-Evans II, Shannon	None
vs XAVIER	11-24-17	102-86	40-Holder, Tra	8-Lake, De'Quon	4-Evans II, Shannon Holder, Tra	3-Holder, Tra Martin, Remy	1-Shibel, Vitaliy
USF	12-02-17	75-57	16-White, Romello	13-White, Romello	4-Evans II, Shannon	2-Evans II, Shannon Martin, Remy	2-Lake, De'Quon
vs St John's	12-08-17	82-70	22-White, Romello	9-White, Romello	6-Evans II, Shannon	1-Evans II, Shannon	None
at Kansas	12-10-17	95-85	29-Holder, Tra	9-Justice, Kodi	7-Holder, Tra	5-Martin, Remy	3-Lake, De'Quon
VANDERBILT	12-17-17	76-64	25-Holder, Tra	13-Mitchell, Mickey	2-Mitchell, Mickey Holder, Tra Evans II, Shannon	2-Mitchell, Mickey Holder, Tra	2-White, Romello
LONGWOOD	12-19-17	95-61	20-Holder, Tra	9-Lake, De'Quon	9-Martin, Remy	6-Holder, Tra	2-Mitchell, Mickey
PACIFIC	12-22-17	104-65	21-Evans II, Shannon	9-Lake, De'Quon Mitchell, Mickey	6-Martin, Remy	1-Justice, Kodi Holder, Tra Shibel, Vitaliy	7-Lake, De'Quon
at Arizona	12-30-17	78-84	31-Holder, Tra	8-White, Romello	5-Evans II, Shannon	2-Evans II, Shannon Holder, Tra	1-Martin, Remy Mitchell, Mickey Lake, De'Quon
at Colorado	01-04-18	81-90	24-Holder, Tra	11-White, Romello	4-Mitchell, Mickey	3-Holder, Tra	1-Mitchell, Mickey White, Romello
at Utah	01-07-18	80-77	22-Evans II, Shannon	7-Holder, Tra	4-Martin, Remy	2-Justice, Kodi Mitchell, Mickey	2-Evans II, Shannon
OREGON	01-11-18	72-76	21-Justice, Kodi	6-White, Romello Mitchell, Mickey	5-Mitchell, Mickey	2-Mitchell, Mickey	1-Lake, De'Quon Mitchell, Mickey
OREGON STATE	01-13-18	77-75	22-Evans II, Shannon	6-Lake, De'Quon White, Romello Evans II, Shannon Holder, Tra	7-Evans II, Shannon	3-Justice, Kodi	3-Lake, De'Quon
at STANFORD	01-17-18	77-86	19-White, Romello	7-Mitchell, Mickey	5-Martin, Remy	2-Justice, Kodi	1-Lake, De'Quon Mitchell, Mickey Evans II, Shannon White, Romello
at California	01-20-18	81-73	13-Holder, Tra Martin, Remy	11-Mitchell, Mickey	5-Evans II, Shannon	1-Shibel, Vitaliy White, Romello	2-Lake, De'Quon Mitchell, Mickey
UTAH	01-25-18	77-80	23-Holder, Tra	10-Holder, Tra	4-Holder, Tra	2-Martin, Remy	1-Lake, De'Quon Justice, Kodi
COLORADO	01-27-18	80-66	22-Holder, Tra	5-Lake, De'Quon Holder, Tra Mitchell, Mickey	4-Mitchell, Mickey Holder, Tra	2-Holder, Tra Mitchell, Mickey Martin, Remy	2-White, Romello Lake, De'Quon
at Washington	02/01/18	64-68	16-Justice, Kodi	14-White, Romello	4-Holder, Tra	2-Evans II, Shannon	1-Evans II, Shannon Mitchell, Mickey Lake, De'Quon

2017-18 SUN DEVIL HIGHS AND LOWS

SUN DEVIL TEAM HIGHS

POINTS: 104 vs. PACIFIC
FIELD GOALS: 36 vs. PACIFIC
FIELD GOAL ATTEMPTS: 76 at Colorado
FIELD GOAL%: .612 vs. UC IRVINE (30-49)
3-PT FIELD GOALS: 14 at #2 Kansas/UC IRVINE
3-PT FIELD GOALS ATT: 34 at Colorado/LONGWOOD
3-PT % (10 ATT.): .609 vs. UC IRVINE (14-23)
FREE THROWS: 29 vs. Kansas State
FREE THROWS ATTEMPTED: 44 vs. Kansas State
FREE THROW % (10 ATT.): .920 vs. #15 Xavier (23-25)
REBOUNDS: 47 vs. VANDERBILT
ASSISTS: 24 vs. NOTHERN ARIZONA
STEALS: 13 vs. LONGWOOD
BLOCKS: 10 vs. PACIFIC
TURNOVERS: 17 vs. VANDERBILT
FOULS: 31 at Utah
FIRST HALF POINTS: 56 vs. UC IRVINE
SECOND HALF POINTS: 60 vs. LONGWOOD
BENCH POINTS: 41 at California/vs. LONGWOOD

SUN DEVIL TEAM LOWS

POINTS: 64 at Washington
FIELD GOALS: 20 vs. OREGON
FIELD GOAL ATTEMPTS: 46 vs. OREGON
FIELD GOAL%: .355/27-76 at Colorado
3-PT FIELD GOALS: 4 vs. USF
3-PT FIELD GOALS ATT: 13 vs. USF
3-PT % (10 ATT.): .217/5-23 vs. VANDERBILT
FREE THROWS: 11 vs. UTAH
FT ATTEMPTED: 11 at Washington/vs. UTAH
FREE THROW % (10 ATT.): .639/23-36 vs. LONGWOOD
REBOUNDS: 28 vs. UC IRVINE
ASSISTS: 7 vs. VANDERBILT
STEALS: 1 vs. St. John's
BLOCKS: 0, twice
TURNOVERS: 7 vs. COLORADO/at Colorado
FOULS: 13 vs. OREGON STATE/at #2 Kansas
FIRST HALF POINTS: 27 at Washington
SECOND HALF POINTS: 31 vs. OREGON
BENCH POINTS: 8 vs. OREGON/UC IRVINE

SUN DEVIL INDIVIDUAL HIGHS

POINTS: 40 by Tra Holder vs. #15 Xavier
FIELD GOALS: 14 by Tra Holder vs. #15 Xavier
FIELD GOAL ATTEMPTS: 22 by Tra Holder vs. #14 Xavier
3-PT FGS: 6 by Tra Holder vs. UC IRVINE
3-PT ATT: 13 by Shannon Evans II (2x)
3-PT % (4 MADE): Justice vs. Kansas State (4-4)
FREE THROWS: 15 by Tra Holder at #17 Arizona
FT ATTEMPTED: 16 (2x) by Romello White vs. USF
and Tra Holder at #17 Arizona
FREE THROW % (11 ATT.): 11-11 by Tra Holder vs. VANDERBILT
REBOUNDS: 15 by Romello White vs. SAN DIEGO STATE
ASSISTS: 9 by Remy Martin vs. LONGWOOD
STEALS: 6 by Tra Hoder vs. LONGWOOD
BLOCKS: 7 by De'Quon Lake vs. PACIFIC
TURNOVERS: 6 (twice)

OPPONENT TEAM HIGHS

POINTS: 90 at Colorado/vs. Kansas State
FIELD GOALS: 34 by Kansas State
FIELD GOAL ATTEMPTS: 68 by by VANDERBILT
FIELD GOAL %: .576/34-59, Kansas State
3-POINTERS: 15 by Kansas State
3-POINTER ATTEMPTS: 40 by USF
3-POINT % (10 ATT.): .480/12-25, UC IRVINE
FREE THROWS: 29 at Utah
FREE THROW ATTEMPTS: 36 at Utah
FREE THROW % (10 ATT.): .870/20-23 at #17 Arizona
REBOUNDS: 48 at Colorado
OFFENSIVE REBOUNDS: 15 by OREGON/NAU/UC IRVINE
REBOUND MARGIN: +14 at Stanford
ASSISTS: 21 at Stanford/OREGON STATE/UC IRVINE
STEALS: 10 at Washington
BLOCKS: 8 by COLORADO
TURNOVERS: 26 by LONGWOOD
FOULS: 32 by Kansas State
FIRST HALF POINTS: 46 by #15 Xavier
SECOND HALF POINTS: 49 at Stanford
BENCH POINTS: 34 by IDAHO STATE

OPPONENT TEAM LOWS

POINTS: 57 by USF
FIELD GOALS: 18 by USF
FIELD GOAL ATTEMPTS: 41 at Utah
FIELD GOAL %: .286/18-63 by USF
3-POINTERS: 3 by PACIFIC
3-POINTER ATTEMPTS: 16 at California
3-POINT % (10 ATT.): .129/4-31 by VANDERBILT
FREE THROWS: 6 by OREGON STATE
FT ATTEMPTS: 9, 4 (2x)
FREE THROW % (10 ATT.): .500/10-20 by LONGWOOD (10-20)
REBOUNDS: 25 at Utah
OFFENSIVE REBOUNDS: 3 at Utah
REBOUND MARGIN: -12 (2x), IDAHO STATE/USF
ASSISTS: 10 by PACIFIC/VANDERBILT
STEALS: 2 by #15 Xavier
BLOCKS: 1 by OREGON STATE/#15 Xavier
TURNOVERS: 9 at California
FOULS: 16 at #2 Kansas
FIRST HALF POINTS: 25 by USF
SECOND HALF POINTS: 28 by SAN DIEGO STATE
BENCH POINTS: 1 at #2 Kansas

OPPONENT INDIVIDUAL HIGHS

POINTS: 27 by JR Brown of Kansas State
FIELD GOALS: 11 by Lagerald Vick at #2 Kansas
FIELD GOAL ATTEMPTS: 23 by Pounds of St. John's
3-PT FGS: 7 by K Stokes of Kansas State
3-PT ATT: 11 (4x)
FREE THROWS: 12 by Justin Bibbs at Utah
FT ATTEMPTED: 13 by Justin Bibbs at Utah
REBOUNDS: 19 by Deandre Ayton at #17 Arizona
ASSISTS: 9 by Devin Watson of San Diego State
STEALS: 6 by Matisse Thybulle at Washington
BLOCKS: 4 (2x)
TURNOVERS: 6 (3x)

2017-18 @SUNDEVILHOOPS BOX SCORES GAMES 1-4

Official Basketball Box Score -- Game Totals -- Final Statistics

Idaho State vs Arizona State

11-10-17 8 p.m. MT at NED WULK COURT/WELLS FARGO ARENA--TEMPE

Idaho State 74 • 0-1

#	Player	Total		3-Ptr		Rebounds			PF	TP	A TO Blk Stl				Min
		FG-FGA	FG-FGA	FT-FTA	Off Def Tot	PF	TP	A TO Blk Stl							
35	INGRAM, Kyle	f	1-2	0-0	0-2	1 1 2	3 2	2 0 0 0	0	17					
13	TOPALOVIC, Novak	c	6-11	0-0	1-2	2 4 6	3 13	4 2 0 0	0	25					
01	LUZCANDO, Geno	g	3-5	2-2	2-4	1 1 2	5 10	2 3 0 2	2	29					
15	BOYD, Brandon	g	2-9	0-4	3-4	0 1 1	1 7	1 2 0 2	2	22					
25	CHIVICHYAN, Gary	g	3-10	2-8	0-0	1 2 3	3 8	2 0 0 1	0	25					
11	NAKKEN, Erik		1-2	1-1	2-2	0 0 0	0 5	0 0 0 0	0	9					
12	SUTTON, Lyle		0-1	0-1	0-0	0 0 0	1 0	1 0 0 0	0	5					
22	MCCORD, Jacob		6-10	2-4	4-6	2 3 5	2 18	1 4 1 2	2	23					
24	TRUMAN, Blake		2-3	1-1	0-0	0 2 2	0 5	1 0 0 0	0	15					
32	DOWD, Sam		1-3	0-1	0-0	0 1 1	2 2	2 3 0 0	0	14					
33	MOCSAN, Balint		1-3	1-2	1-2	0 4 4	0 4	1 0 0 0	0	16					
	Team					1 2 3									
Totals			26-59	9-24	13-22	8 21 29	20 74	17 14 2 6		200					
FG % 1st Half: 12-28 42.9%			2nd half: 14-31 45.2%	Game: 26-59 44.1%		Deadball									
3FG % 1st Half: 5-12 41.7%			2nd half: 4-12 33.3%	Game: 9-24 37.5%		Rebounds									
FT % 1st Half: 4-6 66.7%			2nd half: 9-16 56.3%	Game: 13-22 59.1%		5									

Arizona State 94 • 1-0

#	Player	Total		3-Ptr		Rebounds			PF	TP	A TO Blk Stl				Min
		FG-FGA	FG-FGA	FT-FTA	Off Def Tot	PF	TP	A TO Blk Stl							
10	Shibel, Vitaliy	f	1-2	0-1	2-2	1 7 8	5 4	4 2 1 0	2	23					
35	Lake, De'Quon	f	8-10	0-0	8-14	5 3 8	2 24	0 1 3 0	0	28					
00	Holder, Tra	g	6-15	2-8	4-4	3 6 9	4 18	8 2 0 1	3	34					
11	Evans II, Shannon	g	9-19	5-13	2-2	1 3 4	3 25	3 1 0 0	0	37					
44	Justice, Kodi	g	3-9	1-6	1-4	0 3 3	3 8	2 2 1 1	2	29					
01	Martin, Remy		6-8	0-0	0-0	0 4 4	0 12	5 3 0 1	3	34					
22	Witherill, Austin		1-2	1-2	0-0	1 1 2	0 3	0 0 0 0	0	13					
24	Salzman, Jordan		0-0	0-0	0-0	0 0 0	0 0	0 0 0 0	0	1					
25	Fogerty, Grant		0-0	0-0	0-0	0 0 0	1 0	0 0 0 0	0	1					
	Team					1 2 3									
Totals			34-65	9-30	17-26	12 29 41	18 94	22 11 5 3		200					
FG % 1st Half: 21-34 61.8%			2nd half: 13-31 41.9%	Game: 34-65 52.3%		Deadball									
3FG % 1st Half: 6-14 42.9%			2nd half: 3-16 18.8%	Game: 9-30 30.0%		Rebounds									
FT % 1st Half: 3-8 37.5%			2nd half: 14-18 77.8%	Game: 17-26 65.4%		7									

Officials: Bill Vinovich, Tom Nally, Juan Corral
Technical fouls: Idaho State-None. Arizona State-None.

Attendance: 5697

ASU's next game is Tuesday, Nov. 14, vs. San Diego State at 7 p.m.

Score by periods	1st	2nd	Total			Points	In	Off	2nd	Fast	Bench
Idaho State	33	41	74			ISU	32	7	12	7	34
Arizona State	51	43	94			ASU	42	18	16	10	15

Last FG - ISU 2nd-02:44, ASU 2nd-01:58.
Largest lead - ISU by 4 1st-16:10, ASU by 27 16-53.

Score tied - 1 time.
Lead changed - 1 time.

Official Basketball Box Score -- Game Totals -- Final Statistics

San Diego State vs Arizona State

11-14-17 7 p.m. MT at Tempe-Ned Wulk Court/Wells Fargo Arena

San Diego State 68 • 1-1

#	Player	Total		3-Ptr		Rebounds			PF	TP	A TO Blk Stl				Min
		FG-FGA	FG-FGA	FT-FTA	Off Def Tot	PF	TP	A TO Blk Stl							
21	POPE, Malik	f	5-10	2-4	2-3	4 4 8	3 14	0 3 1 3	2	25					
45	ROOKS, Kameron	c	1-1	0-0	0-0	1 0 1	3 2	0 1 0 0	0	10					
00	WATSON, Devin	g	4-14	0-2	0-1	1 3 4	1 8	9 2 0 0	0	36					
03	KELL, Trey	g	6-14	2-3	2-2	2 8 10	1 16	4 4 1 0	0	33					
42	HEMSLEY, Jeremy	g	1-8	0-2	2-2	0 3 3	1 4	3 2 0 0	0	26					
04	SOHKISH, Michael		0-1	0-1	0-0	0 0 0	0 0	0 0 0 0	0	1					
05	MCDANIELS, Jalen		0-1	0-0	0-0	0 1 1	0 0	0 0 0 0	0	9					
10	MONTANA, Max		5-8	4-6	1-2	0 2 2	2 15	1 1 0 1	2	21					
11	MITCHELL, Matt		0-4	0-2	3-4	0 2 2	5 3	1 2 0 0	0	17					
20	SCHAKEL, Jordan		1-2	0-1	0-0	0 3 3	0 2	0 0 0 0	0	8					
24	NARAIN, Nolan		2-3	0-0	0-0	1 0 1	4 4	0 0 0 0	0	14					
	Team					1 0 1									
Totals			25-66	8-21	10-14	10 26 36	20 68	18 15 2 4		200					
FG % 1st Half: 16-36 44.4%			2nd half: 9-30 30.0%	Game: 25-66 37.9%		Deadball									
3FG % 1st Half: 6-12 50.0%			2nd half: 2-9 22.2%	Game: 8-21 38.1%		Rebounds									
FT % 1st Half: 2-2 100.0			2nd half: 8-12 66.7%	Game: 10-14 71.4%		1									

Arizona State 90 • 2-0

#	Player	Total		3-Ptr		Rebounds			PF	TP	A TO Blk Stl				Min
		FG-FGA	FG-FGA	FT-FTA	Off Def Tot	PF	TP	A TO Blk Stl							
10	Shibel, Vitaliy	f	0-2	0-2	0-0	0 0 0	2 0	1 0 0 0	0	14					
23	White, Romello	f	5-10	0-0	6-9	5 10 15	3 16	1 0 1 1	3	32					
00	Holder, Tra	g	7-14	4-9	6-7	0 8 8	3 24	6 2 0 2	2	36					
11	Evans II, Shannon	g	4-9	1-4	5-6	0 6 6	2 14	6 1 0 2	2	36					
44	Justice, Kodi	g	4-7	1-3	0-0	0 1 1	0 9	0 2 2 2	2	32					
01	Martin, Remy		4-12	2-7	2-2	0 3 3	2 12	3 1 0 2	3	33					
22	Witherill, Austin		0-0	0-0	0-0	0 1 1	0 0	0 0 0 0	0	1					
25	Fogerty, Grant		0-0	0-0	0-0	0 0 0	0 0	0 0 0 0	0	1					
35	Lake, De'Quon		7-7	0-0	1-1	3 4 7	5 15	1 0 2 0	1	15					
	Team					0 1 1									
Totals			31-61	8-25	20-25	8 34 42	17 90	18 12 5 9		200					
FG % 1st Half: 11-31 35.5%			2nd half: 20-30 66.7%	Game: 31-61 50.8%		Deadball									
3FG % 1st Half: 2-12 16.7%			2nd half: 6-13 46.2%	Game: 8-25 32.0%		Rebounds									
FT % 1st Half: 10-11 90.9%			2nd half: 10-11 90.9%	Game: 20-25 80.0%		1									

Officials: Randy McCall, David Hall, Eric Curry
Technical fouls: San Diego State-None. Arizona State-None.
Attendance: 6640
ASU's next game is Friday, Nov. 17, vs. NAU at 6 p.m. on Pac-12 Arizona.

Score by periods	1st	2nd	Total			Points	In	Off	2nd	Fast	Bench
San Diego State	40	28	68			SDSU	34	8	3	20	24
Arizona State	34	56	90			ASU	42	13	8	12	27

Last FG - SDSU 2nd-01:51, ASU 2nd-01:16.
Largest lead - SDSU by 9 2nd-19:22, ASU by 26 2nd-04:56.

Score tied - 4 times.
Lead changed - 5 times.

Official Basketball Box Score -- Game Totals -- Final Statistics

Northern Arizona vs Arizona State

11-17-17 6 p.m. MT at Ned Wulk Court/Wells Fargo Arena-Tempe

Northern Arizona 62 • 0-3

#	Player		Total			3-Ptr		Rebounds			PF	TP	A TO Blk Stl				Min
			FG-FGA	FG-FGA	FT-FTA	Off	Def	Tot	A	TO			Blk	Stl			
25	Brooks Debisschop	f	0-4	0-2	2-6	1	4	5	3	2	2	1	1	1	1	28	
33	Isaiah Thomas	f	4-6	0-0	1-2	4	5	9	4	9	0	2	2	0	0	20	
00	Torrey Johnson	g	2-12	0-7	4-4	2	2	4	2	8	1	3	0	0	0	32	
03	Gino Littles	g	3-6	1-3	0-0	0	4	4	1	7	2	3	0	0	0	25	
32	Chris Bowling	g	2-11	2-7	0-0	1	2	3	2	6	1	2	0	0	0	24	
02	Corey Brown		1-2	0-0	0-0	0	3	3	2	2	1	1	1	1	0	12	
04	JoJo Anderson		1-6	1-5	8-8	0	1	1	2	11	3	5	0	0	0	20	
10	Malcolm Allen		0-0	0-0	0-0	0	0	0	1	0	0	1	0	0	0	1	
14	Karl Harris		5-12	3-5	2-2	0	1	1	3	15	2	3	0	0	1	19	
23	Lenell Henry		0-0	0-0	0-0	0	1	1	2	0	0	2	0	0	0	8	
55	Ruben Fuamba		1-1	0-0	0-0	2	3	5	4	2	0	1	1	1	1	11	
	Team					5	1	6									
	Totals		19-60	7-29	17-22	15	27	42	26	62	12	24	5	4	0	200	
	FG % 1st Half:	8-32	25.0%	2nd half:	11-28	39.3%	Game:	19-60	31.7%							Deadball	
3FG	% 1st Half:	4-16	25.0%	2nd half:	3-13	23.1%	Game:	7-29	24.1%							Rebounds	
FT	% 1st Half:	7-8	87.5%	2nd half:	10-14	71.4%	Game:	17-22	77.3%							4	

2017-18 @SUNDEVILHOOPS BOX SCORES GAMES 5-8

Official Basketball Box Score -- Game Totals -- Final Statistics ARIZONA STATE vs KANSAS ST 11-23-17 4:30PM at ORLEANS ARENA,LAS VEGAS, NV

ARIZONA STATE 92 • 5-0

#	Player	Total		3-Ptr		Rebounds			PF	TP	A	TO	Blk	Stl	Min
		FG-FGA	FG-FGA	FT-FTA	Off Def Tot										
00	Holder, Tra	* 2-8	1-3	6-8	1 3 4	2	11	4	2	0	2	3	0	2	37
10	Shibel, Vitaliy	* 1-2	1-2	0-0	1 1 2	4	3	2	3	0	0	0	0	0	7
11	Evans II, Shannon	* 4-15	3-9	3-4	0 1 1	2	14	4	3	0	3	0	3	38	
23	White, Romello	* 6-9	0-0	7-15	6 0 6	3	19	0	2	0	0	0	0	39	
44	Justice, Kodi	* 9-10	4-4	6-8	0 2 2	1	28	3	0	0	1	37			
01	Martin, Remy	2-2	0-0	2-4	0 0 0	4	6	0	1	0	0	13			
22	Witherill, Austin	0-0	0-0	0-0	0 0 0	0	0	0	0	0	0	0	0	0	4
35	Lake, De'Quon	3-4	0-0	5-5	5 5 10	2	11	0	1	0	0	29			
Team					2 2 4										
Totals		27-50	9-18	29-44	15 14 29	18	92	13	12	0	6	200			

FG % 1st Half: 13-25 52.0% 2nd half: 14-25 56.0% Game: 27-50 54.0%
3FG % 1st Half: 5-10 50.0% 2nd half: 4-8 50.0% Game: 9-18 50.0%
FT % 1st Half: 11-13 84.6% 2nd half: 18-31 58.1% Game: 29-44 65.9%

KANSAS ST 90 • 4-1

#	Player	Total		3-Ptr		Rebounds			PF	TP	A	TO	Blk	Stl	Min
		FG-FGA	FG-FGA	FT-FTA	Off Def Tot										
03	STOKES, K	* 7-10	7-10	2-2	1 0 1	3	23	5	3	0	1	31			
05	BROWN JR, B	* 10-19	4-9	3-4	2 2 4	4	27	0	2	0	1	38			
14	MAWEN, M	* 4-4	0-0	0-0	1 1 2	5	8	0	0	0	0	14			
20	SNEED, X	* 5-10	2-5	2-2	1 1 2	5	14	2	3	0	2	22			
32	WADE, D	* 2-6	1-3	0-1	2 3 5	4	5	7	1	2	1	30			
01	SALLAH, M	0-0	0-0	0-0	0 2 2	3	0	0	0	0	0	23			
02	DIARRA, C	2-3	0-1	0-0	0 1 1	3	4	2	6	0	0	19			
11	PATRICK, B	0-0	0-0	0-0	0 0 0	0	0	0	0	0	0	2			
23	WAINRIGHT, A	4-7	1-4	0-0	3 3 6	2	9	0	0	0	0	15			
34	STOCKARD III	0-0	0-0	0-0	0 0 0	3	0	0	1	0	0	6			
Team					1 3 4										
Totals		34-59	15-32	7-9	11 16 27	32	90	16	16	2	5	200			

FG % 1st Half: 17-27 63.0% 2nd half: 17-32 53.1% Game: 34-59 57.6%
3FG % 1st Half: 8-16 50.0% 2nd half: 7-16 43.8% Game: 15-32 46.9%
FT % 1st Half: 2-4 50.0% 2nd half: 5-5 100.0% Game: 7-9 77.8%

Officials: Tommy Nunez, Billy McCarthy, John St. Clair
Technical fouls: ARIZONA STATE-None. KANSAS ST-None.
Attendance: 3245

Score by periods	1st	2nd	Total
ARIZONA STATE	42	50	92
KANSAS ST	44	46	90

Last FG - ASU 2nd-01:15, KST 2nd-00:32.
Largest lead - ASU by 8 2nd-07:34, KST by 9 2nd-18:16.

Points In Off 2nd Fast
ASU 28 20 20 0 17
KST 32 14 10 6 13

Score tied - 9 times.
Lead changed - 9 times.

Official Basketball Box Score -- Game Totals -- Final Statistics ARIZONA ST vs XAVIER 11-24-17 2:30PM at The Orleans Arena (Las Vegas, NV)

ARIZONA ST 102 • 6-0

#	Player	Total		3-Ptr		Rebounds			PF	TP	A	TO	Blk	Stl	Min
		FG-FGA	FG-FGA	FT-FTA	Off Def Tot										
00	Holder, Tra	* 14-22	5-8	7-8	2 2 4	3	40	4	4	0	3	37			
10	Shibel, Vitaliy	* 0-1	0-1	0-0	0 2 2	4	0	0	0	1	0	14			
11	Evans II, Shannon	* 7-14	4-8	4-4	0 3 3	2	22	4	1	0	2	37			
23	White, Romello	* 0-1	0-0	4-4	1 4 5	4	4	0	1	0	0	18			
44	Justice, Kodi	* 5-9	4-8	2-2	1 1 2	0	16	1	2	0	1	38			
01	Martin, Remy	4-8	0-2	5-5	0 2 2	3	13	2	1	0	3	32			
22	Witherill, Austin	0-0	0-0	0-0	0 0 0	0	0	0	0	0	0	1			
25	Fogerty, Grant	0-0	0-0	0-0	0 0 0	0	0	0	0	0	0	1			
35	Lake, De'Quon	3-4	0-0	1-2	2 6 8	4	7	0	1	0	0	22			
Team					1 2 3										
Totals		33-59	13-27	23-25	7 22 29	20	102	11	10	1	9	200			

FG % 1st Half: 15-31 48.4% 2nd half: 18-28 64.3% Game: 33-59 55.9%
3FG % 1st Half: 6-15 40.0% 2nd half: 7-12 58.3% Game: 13-27 48.1%
FT % 1st Half: 8-9 88.9% 2nd half: 15-16 93.8% Game: 23-25 92.0%

XAVIER 86 • 5-1

#	Player	Total		3-Ptr		Rebounds			PF	TP	A	TO	Blk	Stl	Min
		FG-FGA	FG-FGA	FT-FTA	Off Def Tot										
00	JONES, Tyrique	* 4-5	0-0	0-0	0 3 3	3	8	0	0	0	0	17			
03	GOODIN, Quentin	* 1-6	0-1	2-2	0 2 2	4	4	6	2	0	0	27			
05	BLUIETT, Trevon	* 4-10	2-6	1-3	0 3 3	3	11	6	3	0	1	37			
22	GATES, Kaiser	* 3-7	3-7	0-0	0 2 2	3	9	1	0	0	0	24			
55	MACURA, J.P.	* 7-11	3-6	6-7	2 3 5	3	23	2	2	0	1	35			
01	SCRUGGS, Paul	0-1	0-0	4-4	0 1 1	1	4	0	3	0	0	14			
04	HARDEN, Elias	0-0	0-0	0-0	0 0 0	0	0	0	1	0	0	6			
11	KANTER, Kerem	6-6	0-0	0-0	1 2 3	3	12	1	0	0	0	13			
13	MARSHALL, Naji	3-5	0-0	3-4	1 4 5	0	9	0	0	0	0	18			
54	O'MARA, Sean	2-3	0-0	2-3	1 0 1	1	6	0	2	1	0	12			
Team					1 0 1										
Totals		30-54	8-20	18-23	6 20 26	21	86	16	13	1	2	200			

FG % 1st Half: 18-32 56.3% 2nd half: 12-22 54.5% Game: 30-54 55.6%
3FG % 1st Half: 4-12 33.3% 2nd half: 4-8 50.0% Game: 8-20 40.0%
FT % 1st Half: 6-9 85.7% 2nd half: 12-16 75.0% Game: 18-23 78.3%

Officials: Tommy Nunez, Tim Comer, John St. Clair
Technical fouls: ARIZONA ST-Holder, Tra. XAVIER-BLUIETT, Trevon.
Attendance: 3325
Xavier entered game ranked No. 15 by Associated Press.
Sun Devils first exempt tournament win since 1994 Maui Invitational.

Score by periods	1st	2nd	Total
ARIZONA ST	44	58	102
XAVIER	46	40	86

Points In Off 2nd Fast
ASU 34 22 11 9 20
XU 44 13 8 8 31

Last FG - ASU 2nd-01:15, XU 2nd-00:17.
Largest lead - ASU by 23 2nd-02:54, XU by 15 1st-03:16.

Score tied - 6 times.
Lead changed - 9 times.

Official Basketball Box Score -- Game Totals -- Final Statistics USF vs Arizona State 12-02-17 7 p.m. MT at Ned Wulk Court/Wells Fargo Arena-Tempe

USF 57 • 3-3

#	Player	Total		3-Ptr		Rebounds			PF	TP	A	TO	Blk	Stl	Min
		FG-FGA	FG-FGA	FT-FTA	Off Def Tot										
10	MCCARTHY, Matt	f 0-5	0-1	0-0	1 0 1	3	0	1	1	0	0	19			
15	RENFRO, Nate	f 1-2	1-2	0-0	2 1 3	2	3	2	3	1	0	17			
22	FOSTER, Chase	f 0-9	0-5	0-0	5 5 10	2	0	2	1	0	1	23			
01	BOUYEA, Jamariee	g 2-9	0-4	2-4	0 2 2	4	6	3	3	1	4	30			
25	RATINHO, Jordan	g 6-16	3-11	5-5	2 3 5	3	20	2	1	0	0	34			
02	FERRARI, Frankie	4-8	3-7	0-0	0 3 3	5	11	1	1	0	0	21			
05	LULL, Jimbo	0-0	0-0	0-1	1 0 1	1	0	1	0	0	0	4			
11	RAITANEN, Remu	3-7	2-4	2-2	0 2 2	0	10	0	1	0	1	20			
31	POULSEN, Erik	2-7	2-6	0-0	2 1 3	5	6	0	1	2	0	15			
34	JURKATAMM, Taavi	0-0	0-0	0-0	0 1 1	5	0	0	1	0	0	7			
44	LOEW, Nick	0-0	0-0	0-0	0 0 0	0	0	0	0	0	0	2			
45	DJORDJEVIC, Mladen	0-0	0-0	1-2	0 0 0	0	1	0	1	0	0	8			
Team					1 2 3										
Totals		18-63	11-40	10-14	14 20 34	30	57	12	14	4	6	200			

FG % 1st Half: 9-32 28.1% 2nd half: 9-31 29.0% Game: 18-63 28.6%
3FG % 1st Half: 5-19 26.3% 2nd half: 6-21 28.6% Game: 11-40 27.5%
FT % 1st Half: 2-2 100.0% 2nd half: 8-12 66.7% Game: 10-14 71.4%

Arizona State 75 • 7-0

#	Player	Total		3-Ptr		Rebounds			PF	TP	A	TO	Blk	Stl	Min
		FG-FGA	FG-FGA	FT-FTA	Off	Def	Tot								
10	Shibel, Vitaliy	f	1-3	1-3	1-2	1	4	5	3	4	0	1	1	0	21
23	White, Romello	f	4-5	0-0	8-16	6	7	13	1	16	0	3	1	0	27
00	Holder, Tra	g	3-10	1-3	8-8	1	5	6	3	15	3	2	0	1	33
11	Evans II, Shannon	g	4-12	0-3	6-6	2	6	8	3	14	4	2	0	2	34
44	Justice, Kodi	g	5-10	2-4	0-0	0	4	4	1	12	2	2	0	1	34
01	Martin, Remy		5-8	0-0	2-2	0	3	3	3	12	1	4	0	2	28
22	Witherill, Austin		0-0	0-0	0-0	0	0	0	0	0	0	0	0	0	1
25	Fogerty, Grant		0-0	0-0	0-0	0	0	0	0	1	0	0	0	0	1
35	Lake, De'Quon		1-2	0-0	0-2	3	1	4	3	2	0	0	2	0	21
Team						0	3	3							
Totals			23-50	4-13	25-36	13	33	46	16	75	10	14	4	6	200

2017-18 @SUNDEVILHOOPS BOX SCORES GAMES 9-12

Official Basketball Box Score -- Game Totals -- Final Statistics Arizona State vs Kansas 12-10-17 1:01pm at Lawrence, Kan. (Allen Fieldhouse)

Arizona State 95 • 9-0

#	Player	Total		3-Ptr		Rebounds			PF	TP	A TO Blk Stl					Min
		FG-FGA	FG-FGA	FT-FTA	FT-FTA	Off	Def	Tot			A	TO	Blk	Stl		
10	Shibel, Vitaliy	f	1-1	1-1	0-0	0	1	1	1	3	0	1	0	0		13
23	White, Romello	f	6-11	0-0	1-1	1	6	7	1	13	1	2	0	0		32
00	Holder, Tra	g	8-16	4-7	9-12	0	3	3	3	29	7	3	0	0		40-
11	Evans II, Shannon	g	8-14	5-9	1-2	0	1	1	1	22	5	0	0	2		36
44	Justice, Kodi	g	2-10	2-9	1-2	1	8	9	3	7	1	1	0	2		35
01	Martin, Remy		8-11	2-2	3-3	1	1	2	2	21	2	1	0	5		32
03	Mitchell, Mickey		0-1	0-0	0-0	0	0	0	1	0	1	1	0	0		6
35	Lake, De'Quon		0-1	0-0	0-0	0	3	3	1	0	0	0	3	0		6
Team						5	2	7			1					
Totals			33-65	14-28	15-20	8	25	33	13	95	17	10	3	9		200
FG % 1st Half: 14-32 43.8% 2nd half: 19-33 57.6% Game: 33-65 50.8% Deadball Rebounds 3,1																
3FG % 1st Half: 7-14 50.0% 2nd half: 7-14 50.0% Game: 14-28 50.0%																
FT % 1st Half: 2-2 100.0 2nd half: 13-18 72.2% Game: 15-20 75.0%																

Kansas 85 • 7-2

#	Player	Total		3-Ptr		Rebounds			PF	TP	A TO Blk Stl					Min
		FG-FGA	FG-FGA	FT-FTA	FT-FTA	Off	Def	Tot			A	TO	Blk	Stl		
35	Azubuike, Udoka	c	6-7	0-0	1-1	3	6	9	2	13	1	2	2	0		22
02	Vick, Lagerald	g	11-15	3-6	0-0	2	5	7	1	25	2	2	0	1		39
04	Graham, Devonte'	g	7-16	5-11	0-0	0	4	4	4	19	8	4	0	3		39
10	Mykhailiuk, Svi	g	3-14	3-11	5-6	1	2	3	4	14	6	3	1	0		34
14	Newman, Malik	g	5-12	3-8	0-0	0	5	5	2	13	2	2	0	2		33
00	Garrett, Marcus		0-2	0-2	0-0	0	1	1	3	0	0	0	0	0		15
44	Lightfoot, Mitch		0-1	0-0	1-2	2	3	5	0	1	0	3	2	0		18
Team						2	0	2								
Totals			32-67	14-38	7-9	10	26	36	16	85	19	16	5	6		200
FG % 1st Half: 16-33 48.5% 2nd half: 16-34 47.1% Game: 32-67 47.8% Deadball Rebounds 1																
3FG % 1st Half: 7-18 38.9% 2nd half: 7-20 35.0% Game: 14-38 36.8%																
FT % 1st Half: 1-1 100.0 2nd half: 6-8 75.0% Game: 7-9 77.8%																

Officials: Gerry Pollard, Keith Kimble, Chris Rastatter
Technical fouls: Arizona State-None. Kansas-None.
Attendance: 16300
Kansas enters game ranked No. 2 by Associated Press while ASU No. 16.

Score by periods	1st	2nd	Total
Arizona State	37	58	95
Kansas	40	45	85

Last FG - ASU 2nd-02:27, KU 2nd-00:59.
Largest lead - ASU by 14 2nd-09:45, KU by 13 1st-16:39.

Score tied - 2 times.
Lead changed - 1 time.

Official Basketball Box Score -- Game Totals -- Final Statistics Vanderbilt vs Arizona State 12-17-17 Noon MT at Ned Wulk Court/Wells Fargo Arena-Tempe

Vanderbilt 64 • 3-7

#	Player	Total		3-Ptr		Rebounds			PF	TP	A TO Blk Stl					Min
		FG-FGA	FG-FGA	FT-FTA	FT-FTA	Off	Def	Tot			A	TO	Blk	Stl		
02	TOYE, Joe	f	6-18	2-11	0-0	2	0	2	3	14	1	3	1	0		33
11	ROBERSON, Jeff	f	1-7	0-2	5-5	2	5	7	4	7	0	2	0	0		32
00	LEE, Saben	g	9-14	1-4	5-9	2	3	5	3	24	6	2	0	4		38
05	FISHER-DAVIS, M.	g	1-10	0-8	0-0	2	6	8	3	2	3	2	1	3		33
13	LACHANCE, Riley	g	1-8	1-4	0-0	0	3	3	3	3	0	0	0	0		27
01	WILLIS, Payton		1-2	0-0	1-1	0	0	0	2	3	0	1	0	0		11
03	AUSTIN, JR., Larry		2-3	0-0	2-2	1	0	1	2	6	0	0	0	0		13
10	EVANS, Maxwell		0-2	0-2	0-0	0	1	1	0	0	0	0	0	0		4
15	BROWN, Clevon		2-4	0-0	1-2	1	1	2	2	5	0	1	0	0		9
Team						6	2	8			4					
Totals			23-68	4-31	14-19	16	21	37	23	64	10	15	2	7		200
FG % 1st Half: 11-32 34.4% 2nd half: 12-36 33.3% Game: 23-68 33.8% Deadball Rebounds 1																
3FG % 1st Half: 3-14 21.4% 2nd half: 1-17 5.9% Game: 4-31 12.9%																
FT % 1st Half: 4-6 66.7% 2nd half: 10-13 76.9% Game: 14-19 73.7%																

Arizona State 76 • 10-0

#	Player	Total		3-Ptr		Rebounds			PF	TP	A TO Blk Stl					Min
		FG-FGA	FG-FGA	FT-FTA	FT-FTA	Off	Def	Tot			A	TO	Blk	Stl		
10	Shibel, Vitaliy	f	1-3	0-2	1-2	0	3	3	3	3	0	1	1	0		19
23	White, Romello	f	6-8	0-0	0-2	8	1	9	5	12	1	5	2	0		18
00	Holder, Tra	g	6-15	2-6	11-11	1	4	5	1	25	2	4	0	2		37
11	Evans II, Shannon	g	4-12	2-9	5-6	0	5	5	2	15	2	0	0	0		34
44	Justice, Kodi	g	2-7	1-5	2-2	0	4	4	1	7	0	1	0	0		34
01	Martin, Remy		3-8	0-1	0-0	1	2	3	3	6	0	3	1	0		26
03	Mitchell, Mickey		3-4	0-0	2-5	4	9	13	4	8	2	1	0	2		23
22	Witherill, Austin		0-0	0-0	0-0	0	0	0	0	0	0	0	0	0		1
24	Salzman, Jordan		0-0	0-0	0-0	0	0	0	0	0	0	0	0	0		1
25	Fogerty, Grant		0-0	0-0	0-0	0	0	0	0	0	0	0	0	0		1
35	Lake, De'Quon		0-0	0-0	0-0	0	0	0	1	0	0	2	1	0		6
Team						1	4	5								
Totals			25-57	5-23	21-28	15	32	47	20	76	7	17	5	4		200
FG % 1st Half: 11-30 36.7% 2nd half: 14-27 51.9% Game: 25-57 43.9% Deadball Rebounds 4																
3FG % 1st Half: 2-11 18.2% 2nd half: 3-12 25.0% Game: 5-23 21.7%																
FT % 1st Half: 6-10 60.0% 2nd half: 15-18 83.3% Game: 21-28 75.0%																

Officials: Tony Padilla, David Hall, Michael Greenstein
Technical fouls: Vanderbilt-TEAM. Arizona State-Martin, Remy.
Attendance: 10797
ASU enters game ranked fifth in the AP poll.
9-0 record entering is tied for best start in ASU history.

Score by periods	1st	2nd	Total
Vanderbilt	29	35	64
Arizona State	30	46	76

Last FG - VU 2nd-00:13, ASU 2nd-02:32.
Largest lead - VU by 13 1st-15:03, ASU by 20 2nd-13:30.

Score tied - 0 times.
Lead changed - 1 time.

Official Basketball Box Score -- Game Totals -- Final Statistics Longwood vs Arizona State 12-19-17 7 p.m. MT at Ned Wulk Court/Wells Fargo Arena-Tempe

Longwood 61 • 3-9

#	Player	Total		3-Ptr		Rebounds			PF	TP	A TO Blk Stl					Min
		FG-FGA	FG-FGA	FT-FTA	FT-FTA	Off	Def	Tot			A	TO	Blk	Stl		
21	SMITH, JaShaun	f	2-9	1-4	0-1	0	2	2	4	5	0	1	1	0		29
34	GETER, Damarion	f	3-6	0-1	1-3	2	6	8	4	7	4	6	2	1		36
20	SHIELDS, Chris	f	3-9	0-2	1-2	2	3	5	2	7	0	4	0	1		24
02	ASHE, B.K.	g	4-14	3-7	3-4	0	6	6	4	14	1	5	0	1		34
03	CHAPMAN, Kamil	g	5-8	5-7	1-2	0	2	2	3	16	1	3	0	3		25
00	EZEANI, Dominic		0-0	0-0	0-0	0	0	0	0	0	1	0	0	0		1
11	MONTAGUE, Jahleem		1-4	0-0	0-0	1	2	3	2	2	0	1	0	0		9
20	FRANKLIN, Spencer		2-5	0-0	3-4	4	1	5	3	7	1	1	0	0		20
13	CINTRON, Jordan		1-2	0-0	1-4	1	3	4	3	3	3	5	0	1		22
Team						1	4	5								
Totals			21-57	9-21	10-20	11	29	40	25	61	11	26	3	7		200
FG % 1st Half: 12-31 38.7% 2nd half: 9-26 34.6% Game: 21-57 36.8% Deadball Rebounds 5																
3FG % 1st Half: 3-9 33.3% 2nd half: 6-12 50.0% Game: 9-21 42.9%																
FT % 1st Half: 3-5 60.0% 2nd half: 7-15 46.7% Game: 10-20 50.0%																

Arizona State 95 • 11-0

||
||
||

2017-18 @SUNDEVILHOOPS BOX SCORES GAMES 13-16

Official Basketball Box Score -- Game Totals -- Final Statistics Arizona State vs Arizona 12-30-17 7:00 p.m. at Olson Court, McKale Center

Arizona State 78 • 12-1 (0-1 P-12)

#	Player	Total		3-Ptr	Rebounds			PF	TP	A TO Blk Stl				Min
		FG-FGA	FG-FGA		Off	Def	Tot			A	TO	Blk	Stl	
03	Mitchell, Mickey	f	4-11	0-1	2-3	2	5	7	4	10	2	1	1	30
23	White, Romello	f	1-2	0-0	0-2	4	4	8	5	2	0	0	0	18
00	Holder, Tra	g	6-12	4-8	15-16	2	3	5	2	31	1	4	0	36
11	Evans II, Shannon	g	3-14	0-6	1-1	1	5	6	2	7	5	4	0	35
44	Justice, Kodi	g	2-9	2-8	0-0	1	2	3	2	6	2	3	0	34
01	Martin, Remy		5-13	1-1	0-0	1	3	4	1	11	0	1	1	24
10	Shibel, Vitaliy		1-1	1-1	0-0	0	0	0	2	3	0	0	0	4
35	Lake, De'Quon		3-4	0-0	2-3	2	1	3	2	8	1	0	1	19
Team					3	0	3							
Totals			25-66	8-25	20-25	16	23	39	20	78	11	13	3	200
FG % 1st Half: 13-29 44.8% 2nd half: 12-37 32.4% Game: 25-66 37.9%														
3FG % 1st Half: 5-10 50.0% 2nd half: 3-15 20.0% Game: 8-25 32.0%														
FT % 1st Half: 6-6 100.0 2nd half: 14-19 73.7% Game: 20-25 80.0%														
														Deadball Rebounds 2,1

Arizona 84 • 11-3 (1-0 P-12)

#	Player	Total		3-Ptr	Rebounds			PF	TP	A TO Blk Stl				Min
		FG-FGA	FG-FGA		Off	Def	Tot			A	TO	Blk	Stl	
13	Ayton, Deandre	f	9-14	0-0	5-7	6	13	19	2	23	3	6	3	35
14	Ristic, Dusan	c	5-9	0-0	2-3	1	3	4	4	12	0	1	1	26
00	Jackson-Cartwright,P	g	2-7	1-4	0-0	0	1	1	2	5	6	1	0	33
01	Alkins, Rawle	g	3-7	0-1	1-1	2	5	7	3	7	3	5	0	33
35	Trier, Allonzo	g	5-15	3-8	10-10	0	2	2	2	23	4	0	0	35
03	Smith, Dylan		3-6	3-5	0-0	0	0	0	2	9	1	2	0	12
25	Randolph, Brandon		1-2	1-2	2-2	0	0	0	2	5	1	0	0	12
11	Lee, Ira		0-2	0-0	0-0	0	2	2	2	0	0	0	0	8
27	Barcello, Alex		0-0	0-0	0-0	0	1	1	1	0	0	1	0	6
Team					4	0	4							
Totals			28-62	8-20	20-23	13	27	40	20	84	18	16	4	200
FG % 1st Half: 13-35 37.1% 2nd half: 15-27 55.6% Game: 28-62 45.2%														
3FG % 1st Half: 5-13 38.5% 2nd half: 3-7 42.9% Game: 8-20 40.0%														
FT % 1st Half: 8-9 88.9% 2nd half: 12-14 85.7% Game: 20-23 87.0%														
														Deadball Rebounds 0,1

Officials: Dave Hall, Kevin Brill, Eric Curry

Technical fouls: Arizona State-Evans II, Shannon. Arizona-Ayton, Deandre.

Attendance: 14644

Fouled Out - ASU White 4:50 2H

TV: Pac-12 Networks

Score by periods	1st	2nd	Total
Arizona State	37	41	78
Arizona	39	45	84

Last FG - ASU 2nd-01:19, ARIZ 2nd-00:11.

Largest lead - ASU by 5 1st-02:12, ARIZ by 12 2nd-10:55.

Points	In	Off	2nd	Fast	Bench
ASU	26	21	11	19	22
ARIZ	28	16	13	12	14

Score tied - 6 times.
Lead changed - 6 times.

Official Basketball Box Score -- Game Totals -- Final Statistics Arizona State vs Colorado 01-04-18 6:30 p.m. at Boulder, Colo. (Coors Events Center)

Arizona State 81 • 12-2, 0-2 Pac-12

#	Player		Total			3-Ptr		Rebounds			PF	TP	A				Min
			FG	FGA	FG%	FT	FTA	Off	Def	Tot			To	Blk	Stl		
03	Mitchell, Mickey	f	3-4	0-0	2-3	4	6	10	5	8	4	1	1	0	32		
23	White, Romello	f	5-12	0-0	0-2	3	8	11	3	10	1	1	1	0	31		
00	Holder, Tra	g	8-20	2-9	6-7	1	1	2	5	24	1	3	0	3	41		
11	Evans II, Shannon	g	3-14	0-8	5-6	0	2	2	3	11	2	0	0	1	41		
44	Justice, Kodi	g	4-12	4-10	4-4	0	2	2	4	16	2	0	0	1	38		
01	Martin, Remy		4-12	3-5	0-0	1	2	3	0	11	1	1	0	0	21		
10	Shibel, Vitaliy		0-2	0-2	0-0	1	2	3	1	0	0	0	0	0	7		
14	Lawrence, Kimani		0-0	0-0	1-2	0	1	1	3	1	0	0	0	0	4		
35	Lake, De'Quon		0-0	0-0	0-0	2	4	6	3	0	0	0	0	0	10		
Team						1	0	1									
Totals				27-76	9-34	18-24	13	28	41	27	81	11	7	2	5	225	
FG % 1st Half: 13-34 38.2%			2nd half: 12-35 34.3%			OT: 2-7 28.6%			Game: 27-76 35.5%			Deadball Rebounds 5					
3FG % 1st Half: 5-15 33.3%			2nd half: 3-14 21.4%			OT: 1-5 20.0%			Game: 9-34 26.5%								
FT % 1st Half: 3-3 100.0			2nd half: 13-17 76.5%			OT: 2-4 50.0%			Game: 18-24 75.0%								

Colorado 90 • 9-6, 1-2 Pac-12

#	Player		Total		3-Ptr	Rebounds			PF	TP	A TO Blk Stl				Min
			FG-FGA	FG-FGA	FG-FTA	Off	Def	Tot			A	TO	Blk	Stl	
01	Bey, Tyler	f	2-2	0-0	4-5	1	7	8	0	8	0	1	1	0	19
35	Walton, Dallas	f	0-4	0-1	2-5	2	5	7	3	2	1	2	3	0	19
05	Brown, Deleon	g	2-5	0-2	1-2	0	3	3	2	5	0	0	0	0	25
24	King, George	g	5-13	4-9	4-6	2	7	9	3	18	2	2	2	0	34
25	Wright, McKinley	g	8-15	0-3	3-4	3	0	3	2	19	5	5	0	2	37
00	Schwartz, D'Shawn		0-1	0-0	0-0	0	0	0	0	0	0	0	0	0	4
11	Nikolic, Lazar		0-1	0-1	1-2	1	2	3	3	1	1	1	0	0	15
13	Wright, Namon		7-12	2-3	3-4	0	7	7	3	19	1	0	0	0	31
15	Collier, Dominique		4-7	3-5	0-0	0	3	3	2	11	6	1	0	1	25
23	Siewert, Lucas		1-3	1-2	4-4	0	0	0	2	7	0	0	0	0	16
Team						2	3	5							
Totals			29-63	10-26	22-32	11	37	48	20	90	16	14	6	3	225

Officials: Randy McCall, Tom O'Neill, Rick Randall

Technical fouls: Arizona State-None. Colorado-None.

Attendance: 7740

Arizona State ranked #4 AP/#6 Coaches

Arizona State #3 fouled out with 41.9 seconds left in overtime

Arizona state #00 Fouled out with 24.3 seconds left in overtime

Score by periods	1st	2nd	OT	Total
Arizona State	34	40	7	81
Colorado	29	45	16	90

Last FG - ASU OT-00:55, COLO OT-01:02.

Largest lead - ASU by 12 1st-15:03, COLO by 9 OT-00:24.

Score tied - 1 time.
Lead changed - 1 time.

Official Basketball Box Score -- Game Totals -- Final Statistics Arizona State vs Utah 01-07-18 6:05 p.m. at Salt Lake City, Utah (Huntsman Center)

Arizona State 80 • 13-2, 1-2

#	Player		Total		3-Ptr	Rebounds			PF	TP	A	TO	Blk	Stl	Min	
			FG-FGA	FG-FGA		Off	Def	Tot								
03	Mitchell, Mickey	f	2-4	0-1	2-2	1	3	4	4	6	0	3	0	2	29	
23	White, Romello	f	1-3	0-0	1-1	0	1	1	5	3	0	1	0	0	6	
00	Holder, Tra	g	3-10	2-4	3-3	3	4	7	2	11	3	1	0	0	36	
11	Evans II, Shannon	g	5-12	5-7	7-8	1	5	6	4	22	3	3	2	0	33	
44	Justice, Kodi	g	9-15	1-6	1-2	1	0	1	3	20	1	3	0	2	31	
01	Martin, Remy		3-7	0-4	5-6	0	1	1	3	11	4	2	0	1	28	
10	Shibel, Vitaliy		0-0	0-0	0-0	0	1	1	5	0	0	0	0	0	7	
14	Lawrence, Kimani		1-4	0-2	1-1	1	2	3	0	3	0	0	0	0	13	
35	Lake, De'Quon		2-3	0-0	0-0	3	1	4	5	4	0	0	0	0	17	
Team						2	2	4								
Totals				26-58	8-24	20-23	12	20	32	31	80	11	13	2	5	200
FG % 1st Half: 14-32 43.8%			2nd half: 12-26 46.2%	Game: 26-58 44.8%			Deadball									
3FG % 1st Half: 3-11 27.3%			2nd half: 5-13 38.5%	Game: 8-24 33.3%			Rebounds									
FT % 1st Half: 4-5 80.0%			2nd half: 16-18 88.9%	Game: 20-23 87.0%			1									

2017-18 @SUNDEVILHOOPS BOX SCORES GAME 17-20

Official Basketball Box Score -- Game Totals -- Final Statistics
Oregon State vs Arizona State
01-13-18 4 p.m. MT at Tempe-Ned Wulk Court/Wells Fargo Arena

Oregon State 75 • 10-7; 2-3

#	Player	Total		3-Ptr	Rebounds			PF	TP	A TO Blk Stl					Min
		FG	FGA		FT	FTA	Off Def Tot			A	TO	Blk	Stl		
03	Tinkle, Tres	f	6-16	2-7	4-4	4	6 10	2	18	4	4	0	1		38
12	Eubanks, Drew	f	5-8	0-0	1-2	3	3 6	3	11	4	2	1	1		37
32	Berger, Seth	f	3-4	1-2	0-0	2	6 8	1	7	1	0	0	0		18
01	Thompson Jr, Stephen	g	8-17	5-10	0-0	0	3 3	3	21	3	2	0	2		33
05	Thompson, Ethan	g	4-11	2-5	1-3	3	1 4	4	11	7	5	0	1		34
02	Stacy, Ronnie		1-2	0-0	0-0	1	0 1	3	2	0	0	0	0		11
04	Hollins, Alfred		1-2	0-0	0-0	0	2 2	0	2	0	0	0	0		13
11	Reichle, Zach		0-3	0-1	0-0	0	0 0	1	0	0	0	0	0		7
23	Rakocevic, Gligorije		0-0	0-0	0-0	0	0 0	2	0	1	0	0	0		3
24	Manuel, Kendal		1-2	1-1	0-0	0	0 0	2	3	1	0	0	0		6
	Team					1	2 3			1					
Totals			29-65	11-26	6-9	14	23 37	21	75	21	14	1	5		200
FG % 1st Half: 15-35 42.9% 2nd half: 14-30 46.7% Game: 29-65 44.6% Deadball Rebounds 2															
3FG % 1st Half: 4-12 33.3% 2nd half: 7-14 50.0% Game: 11-26 42.3%															
FT % 1st Half: 0-0 0.0% 2nd half: 6-9 66.7% Game: 6-9 66.3%															

Arizona State 77 • 14-3; 2-3

#	Player	Total		3-Ptr	Rebounds			PF	TP	A TO Blk Stl					Min
		FG	FGA		FT	FTA	Off Def Tot			A	TO	Blk	Stl		
03	Mitchell, Mickey	f	1-1	0-0	2-2	0	2 2	2	4	0	3	0	0		10
23	White, Romello	c	2-4	0-0	2-4	4	2 6	3	6	0	2	1	0		15
00	Holder, Tra	g	1-9	0-2	2-2	0	6 6	2	4	2	4	0	2		30
11	Evans II, Shannon	g	7-11	3-4	5-6	1	5 6	0	22	7	1	0	2		37
44	Justice, Kodi	g	5-11	4-8	0-0	1	1 2	1	14	3	1	0	3		34
01	Martin, Remy		4-8	0-1	4-7	1	2 3	0	12	3	0	0	0		22
10	Shibel, Vitaliy		0-0	0-0	0-0	0	1 1	2	0	0	0	0	0		10
14	Lawrence, Kimani		2-5	0-1	0-0	0	1 1	2	4	0	0	1	0		18
35	Lake, De'Quon		5-8	0-0	1-1	3	3 6	1	11	0	1	3	1		24
	Team					0	0 0								
Totals			27-57	7-16	16-22	10	23 33	13	77	15	12	5	8		200
FG % 1st Half: 12-29 41.4% 2nd half: 15-28 53.6% Game: 27-57 47.4% Deadball Rebounds 3															
3FG % 1st Half: 3-9 33.3% 2nd half: 4-7 57.1% Game: 7-16 43.8%															
FT % 1st Half: 6-9 66.7% 2nd half: 10-13 76.9% Game: 16-22 72.7%															

Officials: Mike Reed, Michael Irving, Tom Nally
Technical fouls: Oregon State-None. Arizona State-None.
Attendance: 13459
ASU's next game is Wednesday, Jan. 17, at Stanford (8 p.m. PT)

Score by periods	1st	2nd	Total
Oregon State	34	41	75
Arizona State	33	44	77

Last FG - OSU 2nd-00:09, ASU 2nd-00:44.
Largest lead - OSU by 13 2nd-11:32, ASU by 5 1st-10:03.

Score tied - 5 times.
Lead changed - 11 times.

Official Basketball Box Score -- Game Totals -- Final Statistics
ARIZONA STATE vs STANFORD
01-17-18 8:00 p.m. at Stanford, Calif. (Maples Pavilion)

ARIZONA STATE 77 • 14-4, 2-4

#	Player	Total		3-Ptr	Rebounds			PF	TP	A TO Blk Stl					Min
		FG	FGA		FT	FTA	Off Def Tot			A	TO	Blk	Stl		
03	Mitchell, Mickey	f	3-8	2-3	1-2	3	4 7	0	9	2	1	1	0		33
23	White, Romello	f	4-6	0-0	11-14	1	4 5	3	19	0	2	1	1		30
00	Holder, Tra	g	3-14	1-6	2-2	0	2 2	4	9	3	0	0	0		33
11	Evans II, Shannon	g	5-12	2-7	1-3	0	1 1	5	13	2	3	1	1		26
44	Justice, Kodi	g	6-9	2-2	0-0	0	2 2	3	14	1	1	0	2		29
01	Martin, Remy		4-8	1-2	2-4	0	3 3	0	11	5	0	0	1		26
10	Shibel, Vitaliy		0-1	0-1	0-0	0	0 0	1	0	1	0	0	0		4
14	Lawrence, Kimani		0-2	0-0	0-0	1	2 3	0	0	0	1	0	0		8
35	Lake, De'Quon		1-1	0-0	0-0	0	3 3	5	2	0	0	1	0		11
	Team					2	2 4								
Totals			26-61	8-21	17-25	7	23 30	21	77	14	8	4	5		200
FG % 1st Half: 13-31 41.9% 2nd half: 13-30 43.3% Game: 26-61 42.6% Deadball Rebounds 5															
3FG % 1st Half: 3-8 37.5% 2nd half: 5-13 38.5% Game: 8-21 38.1%															
FT % 1st Half: 6-10 60.0% 2nd half: 11-15 73.3% Game: 17-25 68.0%															

STANFORD 86 • 11-8, 5-1

#	Player	Total		3-Ptr	Rebounds			PF	TP	A TO Blk Stl					Min
		FG	FGA		FT	FTA	Off Def Tot			A	TO	Blk	Stl		
00	Okpala, KZ	f	1-8	0-1	2-4	1	3 4	3	4	5	2	1	0		34
10	Humphrey, Michael	f	2-4	0-2	0-3	1	4 5	3	4	1	1	0	0		14
22	Travis, Reid	f	7-16	3-6	1-5	4	6 10	2	18	3	0	1	0		36
01	Davis, Daejon	g	4-10	0-1	5-5	0	5 5	1	13	8	4	0	3		40
11	Pickens, Dorian	g	7-14	3-7	2-2	1	4 5	1	19	3	2	0	0		40
13	Da Silva, Oscar		4-4	2-2	4-6	1	6 7	4	14	1	0	1	0		18
20	Sharma, Josh		7-7	0-0	0-0	3	1 4	3	14	0	2	2	0		18
	Team					2	2 4			2					
Totals			32-63	8-19	14-25	13	31 44	17	86	21	13	5	3		200
FG % 1st Half: 15-32 46.9% 2nd half: 17-31 54.8% Game: 32-63 50.8% Deadball Rebounds 6															
3FG % 1st Half: 6-11 54.5% 2nd half: 2-8 25.0% Game: 8-19 42.1%															
FT % 1st Half: 1-3 33.3% 2nd half: 13-22 59.1% Game: 14-25 56.0%															

Officials: Gerry Pollard, Bert Smith, Rick Batsell
Technical fouls: ARIZONA STATE-None. STANFORD-None.
Attendance: 4014

Score by periods	1st	2nd	Total
ARIZONA STATE	35	42	77
STANFORD	37	49	86

Last FG - ASU 2nd-00:55, STAN 2nd-00:49.
Largest lead - ASU by 1 1st-14:14, STAN by 15 2nd-11:51.

Points	In Paint	Off T/O	2nd Chance	Fast Break	Bench
ASU	30	9	6	6	13
STAN	46	13	12	6	28

Score tied - 4 times.
Lead changed - 2 times.

Official Basketball Box Score -- Game Totals -- Final Statistics
Arizona St. vs California
01-20-18 7:36 PM at Haas Pavilion, Berkeley, Calif.

Arizona State 81 • 15-4,3-4 Pac-12

#	Player	Total		3-Ptr	Rebounds			PF	TP	A TO Blk Stl					Min
		FG	FGA		FT	FTA	Off Def Tot			A	TO	Blk	Stl		
10	Shibel, Vitaliy	f	3-3	2-2	0-0	0	3 3	4	8	0	1	0	1		14
23	White, Romello	f	2-5	0-0	2-2	1	3 4	5	6	0	0	1	1		21
00	Holder, Tra	g	4-11	1-4	4-5	0	3 3	0	13	4	1	0	0		35
11	Evans II, Shannon	g	3-8	2-4	2-2	0	3 3	1	10	5	2	0	0		32
44	Justice, Kodi	g	1-6	1-5	0-0	0	1 1	0	3	2	2	0	0		25
1	Martin, Remy		4-7	2-2	3-4	0	1 1	1	13	3	1	0	0		18
14	Lawrence, Kimani		3-4	0-0	1-1	1	1 2	1	7	0	0	0	0		11
3	Mitchell, Mickey		5-9	2-4	0-0	2	9 11	2	12	1	2	2	0		25
35	Lake, De'Quon		4-8	0-0	1-2	3	4 7	5	9	0	2	2	0		19
	Team					2	2 4			1					
Totals			29-61	10-21	13-16	9	30 39	19	81	15	12	5	2		200
FG % 1st Half: 16-35 45.7% 2nd half: 13-26 50.0% Game: 29-61 47.5% Deadball Rebounds 3															
3FG % 1st Half: 2-8 25.0% 2nd half: 8-13 61.5% Game: 10-21 47.6%															
FT % 1st Half: 7-10 70.0% 2nd half: 6-6 100.0 Game: 13-16 81.3%															

California 73 • 7-13,1-6 Pac-12

#	Player		Total		3-Ptr	Rebounds					PF	TP	A TO Blk Stl				Min
			FG-FGA	FG-FGA	FT-FTA	Off	Def	Tot	A	TO			Blk	Stl			
10	Sueling, Justice	f	4-11	1-4	3-3	0	5	5	3	12	3	1	0	1	1	28	
24	Lee, Marcus	c	10-13	0-0	3-10	2	6	8	2	23	3	2	3	0	0	38	
22	Okoroh, Kingsley	f	1-4	0-0	0-0	0	1	1	4	2	1	1	2	0	0	26	
1	McNeill, Darius	g	5-13	4-9	2-3	1	3	4	3	16	1	0	2	0	0	38	
2	Harris-Dyson, Juhwan	g	4-6	0-0	2-4	2	2	4	5	10	2	1	0	1	1	26	
14	Coleman, Don		4-11	0-2	2-2	1	3	4	2	10	2	2	0	1	1	29	
15	Davis, Roman		0-1	0-0	0-0	0	1	1	0	0	0	0	0	0	4	4	
21	Hamilton, Nick		0-1	0-1	0-0	0	0	0	1	0	1	0	0	0	0	8	
25	Winston, Deschon		0-0	0-0	0-0	0	0	0	0	0	0	1	0	0	0	3	
Team						1	2	3				1				200	
Totals				28-60	5-16	12-22	7	23	30	20	73	13	9	7	3	200	
FG % 1st Half: 12-31 38.7% 2nd half: 16-29 55.2% Game: 28-60 46.7%																	
3FG % 1st Half: 2-9 22.2% 2nd half: 3-7 42.9% Game: 5-16 31.3%																	
FT % 1st Half: 4-7 57.1% 2nd half: 8-15 53.3% Game: 12-22 54.5%																	
															Deadball Rebounds	5	

2017-18 @SUNDEVILHOOPS BOX SCORES GAMES 21-22

Official Basketball Box Score -- Game Totals -- Final Statistics
Colorado vs Arizona State
01-27-18 6 p.m. MT at TEMPE-NED WULK COURT/WELLS FARGO ARENA

Colorado 66 • 12-10: 4-6

#	Player	Total		3-Ptr		Rebounds			PF	TP	A TO Blk Stl				Min
		FG-FGA	FG-FGA	FT-FTA	Off Def Tot	PF	TP	A TO Blk Stl							
01	Bey, Tyler	f	3-4	0-0	0-0	1 4 5	5 6	0 3 0 0	0	19					
35	Walton, Dallas	c	3-10	0-1	0-0	4 4 8	1 6	1 1 1 0	0	19					
13	Wright, Namon	g	5-8	0-1	0-0	1 5 6	0 10	2 2 0 1	31						
24	King, George	g	3-8	2-4	0-1	1 9 10	2 8	1 3 1 0	23						
25	Wright, McKinley	g	1-10	0-4	0-0	0 3 3	3 2	7 2 3 1	32						
00	Schwartz, D'Shawn		2-3	1-2	2-2	0 1 1	2 7	0 0 0 1	10						
05	Brown, Deleon		0-3	0-2	0-0	0 1 1	0 0	0 1 0 1	8						
11	Nikolic, Lazar		2-4	2-3	0-0	0 4 4	4 6	2 1 2 0	16						
15	Collier, Dominique		3-6	1-2	4-4	1 1 2	2 11	2 3 0 0	20						
23	Siewert, Lucas		4-5	0-1	2-2	0 2 2	3 10	2 0 1 0	22						
	Team					1 1 2		1							
Totals			26-61	6-20	8-9	9 35 44	22 66	17 17 8 4	200						
FG % 1st Half: 13-32 40.6% 2nd half: 13-29 44.8% Game: 26-61 42.6% Deadball Rebounds: 0															
3FG % 1st Half: 2-10 20.0% 2nd half: 4-10 40.0% Game: 6-20 30.0%															
FT % 1st Half: 4-4 100.0 2nd half: 4-5 80.0% Game: 8-9 88.9%															

Arizona State 80 • 16-5: 4-5

#	Player	Total		3-Ptr		Rebounds			PF	TP	A TO Blk Stl				Min
		FG-FGA	FG-FGA	FT-FTA	Off Def Tot	PF	TP	A TO Blk Stl							
10	Shibel, Vitaliy	f	1-4	1-4	0-0	0 2 2	3 3	0 0 1 0	9						
23	White, Romello	f	4-6	0-0	2-5	2 2 4	0 10	0 0 2 0	20						
00	Holder, Tra	g	7-14	4-8	4-5	0 5 5	1 22	4 0 1 2	36						
11	Evans II, Shannon	g	6-13	4-9	3-4	0 3 3	3 19	3 2 1 0	31						
44	Justice, Kodi	g	3-10	1-6	0-0	0 2 2	2 7	2 0 0 1	32						
01	Martin, Remy		0-6	0-2	5-6	1 3 4	1 5	2 3 0 2	22						
03	Mitchell, Mickey		1-5	0-1	2-2	1 4 5	3 4	4 2 0 2	26						
14	Lawrence, Kimani		0-0	0-0	0-0	0 0 0	0 0	0 0 0 0	3						
22	Witherill, Austin		0-0	0-0	0-0	0 0 0	0 0	0 0 0 0	1						
24	Salzman, Jordan		0-0	0-0	0-0	0 0 0	0 0	0 0 0 0	1						
25	Fogerty, Grant		0-1	0-1	0-0	0 0 0	0 0	0 0 0 0	1						
35	Lake, De'Quon		5-5	0-0	0-0	0 5 5	3 10	0 0 2 1	18						
	Team					3 1 4									
Totals			27-64	10-31	16-22	7 27 34	16 80	15 7 7 8	200						
FG % 1st Half: 11-32 34.4% 2nd half: 16-32 50.0% Game: 27-64 42.2% Deadball Rebounds: 1															
3FG % 1st Half: 0-10 0.0% 2nd half: 10-21 47.6% Game: 10-31 32.3%															
FT % 1st Half: 10-13 76.9% 2nd half: 6-9 66.7% Game: 16-22 72.7%															

Officials: Gregory Nixon, Frank Harvey III, Bill Vinovich
Technical fouls: Colorado-Wright, McKinley. Arizona State-Evans II, Shannon.
Attendance: 13943
ASU'S next game is Thursday, Feb. 1 at Washington (8 p.m. PT/Pac-12 Network)

Score by periods			1st	2nd	Total						
Colorado			32	34	66	Points	In Paint	Off T/O	2nd Chance	Fast Break	Bench
Arizona State			32	48	80	COLO	32	10	9	34	
						ASU	34	19	11	17	19

Last FG - COLO 2nd-01:37, ASU 2nd-01:09.
Largest lead - COLO by 4 2nd-10:52, ASU by 16 2nd-01:52.

Score tied - 4 times.
Lead changed - 8 times.

Official Basketball Box Score -- Game Totals -- Final Statistics
Arizona State vs Washington
2/1/2018 8:06 at Seattle, Wash. - Alaska Airlines Arena



Arizona State 64 - 16-5, 4-5

#	Player	Total		3-Ptr		Rebounds			PF	TP	A TO Blk Stl				Min
		FG-FGA	FG-FGA	FT-FTA	Off Def Tot	PF	TP	A TO Blk Stl							
00	HOLDER,TRA	g	5-11	2-3	0-0	0 0 0	0 12	4 3 0 0	37						
10	SHIBEL,VITALIY	f	0-2	0-1	0-0	0 0 0	1 0	0 0 0 0	9						
11	EVANS II,SHANNON	g	4-11	1-7	4-4	0 4 4	1 13	3 2 1 2	36						
23	WHITE,ROMELLO	f	4-6	0-0	2-5	1 13 14	5 10	1 2 0 0	30						
44	JUSTICE,KODI	g	7-13	2-4	0-2	0 1 1	2 16	2 0 0 1	34						
01	MARTIN,REMY		1-5	0-3	2-2	0 1 1	1 4	2 4 0 1	19						
03	MITCHELL,MICKEY		0-1	0-0	0-0	3 5 8	3 0	2 4 1 1	22						
14	LAWRENCE,KIMANI		0-1	0-1	0-0	0 0 0	1 0	0 0 0 0	4						
35	LAKE,DEQUON		3-4	0-0	3-4	3 0 3	4 9	0 0 1 1	9						
	TEAM					1 0 1	0	0							
TOTALS			24-54	5-19	11-17	8 24 32	18 64	14 15 3 6	200						
Deadball Rebounds: 3.1															
FG % 1st Half: 10-26 38.5% 2nd Half: 14-28 50.0% Game: 24-54 44.4%															
3FG % 1st Half: 1-10 10.0% 2nd Half: 4-9 44.4% Game: 5-19 26.3%															
FT % 1st Half: 6-11 54.5% 2nd Half: 5-6 83.3% Game: 11-17 64.7%															

Washington 68 - 15-6, 5-3

#	Player	Total		3-Ptr		Rebounds			PF	TP	A TO Blk Stl				Min
		FG-FGA	FG-FGA	FT-FTA	Off Def Tot	PF	TP	A TO Blk Stl							
01	CRISP,DAVID	g	6-13	0-3	0-2	0 0 0	3 12	2 0 0 0	35						
04	THYBULLE,MATISSE	g	3-9	3-6	0-0	1 1 2	4 9	2 1 2 6	33						
05	NOWELL,JAYLEN	g	6-15	1-3	2-2	4 5 9	4 15	3 6 0 1	36						
15	DICKERSON,NOAH	f	7-15	0-0	7-8	3 13 16	3 21	1 3 0 0	29						
33	TIMMINS,SAM	f	0-0	0-0	2-2	0 1 1	2 2	1 1 2 1	18						
11	CARTER,NAHZIAH		1-4	0-0	0-0	1 1 2	1 2	0 1 0 2	11						
13	WRIGHT,HAMEIR		0-1	0-1	0-0	1 0 1	1 0	1 0 0 0	4						
14	CARTER III,MICHAEL		0-0	0-0	2-2	1 0 1	2 2	1 1 0 0	6						
22	GREEN,DOMINIC		1-4	1-4	2-2	0 2 2	1 5	2 0 0 0	27						
	TEAM					1 2 3	0	0							
TOTALS			24-61	5-17	15-18	12 25 37	21 68	13 13 4 10	199						
Deadball Rebounds: 3.0															
FG % 1st Half: 13-38 34.2% 2nd Half: 11-23 47.8% Game: 24-61 39.3%															
3FG % 1st Half: 4-10 40.0% 2nd Half: 1-7 14.3% Game: 5-17 29.4%															
FT % 1st Half: 7-10 70.0% 2nd Half: 8-8 100.0% Game: 15-18 83.3%															

Officials: Kevin Brill, Tony Padilla, Jim Schipper
Technical Fouls: Arizona State- MITCHELL,MICKEY; Washington- CARTER III,MICHAEL;
Attendance: 6904

Score by periods			1st	2nd	Total				
Arizona State			27	37	64	Points	Off T/O	2nd Chance	Bench
Washington			37	31	68	ASU	6	4	13
						UW	16	4	9

Last FG - ASU 2nd-01:02, UW 2nd-01:19.
Largest lead - Arizona State by 2 2nd-05:30; Washington by 13 1st-01:25
ASU led for 1:15. UW led for 36:14. Game was tied for 2:31.


Score tied - 4 times; Lead changed - 4 times




TRA HOLDER
6'1 · 180 · Sr. · G
Los Angeles, Calif.



REMY MARTIN
6'0 · 170 · Fr. · G
Chatsworth, Calif



MICKEY MITCHELL
6'7 · 210 · R-So. · F
Plano, Texas



VITALIY SHIBEL
6'9 · 210 · R-Fr. · F
Ukraine



SHANNON EVANS II
6'1 · 172 · Sr.
Suffolk, Va.



KIMANI LAWRENCE
6'7 · 200 · Fr. · F
Ashburnham, Mass.




JACK ROGGIN
6'0 · 165 · Fr. · G
Calabasas, Calif.




AUSTIN WITHERILL
6'0 · 170 · Sr. · G
Gilbert, Ariz.



ROMELLO WHITE
6'8 · 220 · R-Fr. · F
Suwanee, Ga.



JORDAN SALZMAN
5'10 · 175 · Fr. · G
Locust Valley, NY




GRANT FOGERTY
5'11 · 165 · So. · G
Scottsdale, Ariz.



TREVOR THOMPSON
6'2 · 175 · Fr. · G
Phoenix, Ariz.




DE'QUON LAKE
6'10 · 225 · Jr. · F
Charlotte Amalie, St. Thomas



KODI JUSTICE
6'5 · 190 · Sr. · G
Mesa, Ariz.

WILL REDSHIRT 2017-18:



ROB EDWARDS
6'4 · 200 · R-So. · G
Detroit, Mich.



ZYLAN CHEATHAM
6'8 · 210 · R-So. · F
Phoenix, Ariz.