



SUN DEVIL

SOFTBALL



2024 SCHEDULE & RESULTS

All times local to Arizona (MST)

Feb 8	Wisconsin	Canceled
Feb 9	#20 Northwestern	L 2-0
Feb 9	St. Thomas (MN)	W 9-4
Feb 10	Boise State	L 6-4
Feb 10	Maine	W (5) 9-1
Feb 15	BYU	W 10-6
Feb 16	#21 Virginia Tech	L (5) 9-0
Feb 16	Illinois State	W (5) 8-0
Feb 17	Memphis	W (5) 13-5
Feb 17	Cal State Fullerton	L 4-3
Feb 21	UTEP (DH)	W 13-12
Feb 21	UTEP (DH)	W 3-0
Feb 22	Texas State	L 12-2
Feb 23	Seton Hall	W 4-2
Feb 23	Ohio State	W (10) 12-10
Feb 24	Utah Valley	W 9-4
Feb 24	Idaho State	W (8) 5-1
Feb 25	New Mexico State	L 10-8
Mar 1	UC San Diego	4:30 pm
Mar 1	James Madison	7:00 pm
Mar 2	North Florida	4:30 pm
Mar 2	Omaha	7:00 pm
Mar 8	at Washington*	7:00 pm
Mar 9	at Washington*	3:00 pm
Mar 10	at Washington*	12:00 pm
Mar 12	Grand Canyon	6:00 pm
Mar 15	Oregon State*	6:00 pm
Mar 16	Oregon State*	5:00 pm
Mar 17	Oregon State*	12:00 pm
Mar 22	at Oregon*	PAC12 NETWORK 5:00 pm
Mar 23	at Oregon*	PAC12 NETWORK 2:00 pm
Mar 24	at Oregon*	PAC12 NETWORK 12:00 pm
Mar 27	at San Diego (DH)	12:00 pm
Mar 27	at San Diego (DH)	Game 2
Apr 5	at Stanford*	PAC12 NETWORK 7:00 pm
Apr 6	at Stanford*	PAC12 NETWORK 5:00 pm
Apr 7	at Stanford*	PAC12 NETWORK 1:00 pm
Apr 12	Utah*	6:00 pm
Apr 13	Utah*	5:00 pm
Apr 14	Utah*	12:00 pm
Apr 16	at Grand Canyon	6:00 pm
Apr 19	at Arizona*	PAC12 NETWORK 5:00 pm
Apr 20	at Arizona*	PAC12 NETWORK 4:00 pm
Apr 21	at Arizona*	PAC12 NETWORK 2:00 pm
Apr 26	California*	6:00 pm
Apr 27	California*	5:00 pm
Apr 28	California*	12:00 pm
May 3	UCLA*	6:00 pm
May 4	UCLA*	5:00 pm
May 5	UCLA*	12:00 pm

ARIZONA STATE SUN DEVILS (11-6, 0-0 PAC-12) AT ASU INVITATIONAL

March 1-3 | Tempe, Arizona | Farrington Stadium



	Arizona State	UC San Diego	James Madison	North Florida	Omaha
Head Coach	Megan Bartlett	Patti Gerckens	Loren LaPorte	Jeff Conrad	Mike Heard
Career	174-140	845-701	207-78	38-28-1	227-133
at School	33-32	Same	Same	Same	75-37
2024	11-6	3-10	10-4	9-5	10-6
OPS	.879	.609	.849	.655	.756
Runs/G	5.50	2.25	5.57	4.29	4.75
ERA	2.96	4.43	2.10	3.31	3.32

FRIDAY

vs. UC SAN DIEGO /// 4:30 PM

STREAM: ASU Live Stream

STATS: asu.statbroadcast.com



vs. JAMES MADISON /// 7 PM

STREAM: ASU Live Stream

STATS: asu.statbroadcast.com



SATURDAY

vs. NORTH FLORIDA /// 4:30 PM

STREAM: ASU Live Stream

STATS: asu.statbroadcast.com



vs. OMAHA /// 7 PM


STREAM: ASU Live Stream

STATS: asu.statbroadcast.com



PROJECTED STARTERS Based on most starts last 10 games

Pos	#	NAME	OPS	HR	RBI
lf	21	Yannixa Acuña	.984	1	6
rf	44	Tanya Windle	.908	0	6
cf	38	Kelsey Hall	1.088	0	7
ss	5	Alesia Denby	1.414	6	19
3b	13	Kayla Lissy	1.156	0	8
1b	33	Shannon Cunningham	.985	3	13
c	18	Sara Kinch	.921	3	13
dp	17	Jordyn VanHook	.533	0	1
2b	3	Libby Walsh	.684	1	9
Pos	#	NAME	ERA	WHIP	K/7
rhp	11	Mac Osborne	3.41	1.44	6.83
rhp	31	Kylee Magee	3.32	1.66	9.39
rhp	8	Marissa Schuld	4.06	1.26	5.01



LEADING OFF

- Sun Devil softball closes out its 21-game homestand to begin the season with four games over the weekend at the ASU Invitational.
- Arizona State sits at 11-6 on the season after winning six of the eight games they played last week, including four straight at one point.
- ASU currently leads the Pac-12 and ranks sixth in the country with 32 doubles and their 1.88 doubles per game is 25th in the nation.
- The Sun Devils also lead the conference with 40 stolen bases – ninth nationally – and with an average of 0.53 triples per game.

1972, 1973 AIAW CHAMPIONS • 2008, 2011 NCAA NATIONAL CHAMPIONS
32 NCAA POSTSEASON APPEARANCES • 12 NCAA WCWS APPEARANCES



2024 ARIZONA STATE ROSTER

#	FULL NAME	POS.	B/T	HT.	YR.	HOMETOWN / HIGH SCHOOL / PREVIOUS SCHOOL
00	Maddie Pomykalski	UTL	R/R	5-9	Fr.	Frankfort, Ill. / Lincoln Way East / Texas
2	Jada Lewis	OF	L/R	5-5	Fr.	Vallejo, Calif. / Centennial
3	Libby Walsh	INF	R/R	5-8	Fr.	Plainville, Mass. / King Philip Regional
4	Ayden Allen	INF	R/R	5-10	So.	Prosper, Texas / Prosper / Houston
5	Alesia Denby	INF	R/R	5-5	Gr.	Murrieta, Calif. / Vista Murrieta / Fresno State
8	Marissa Schuld	RHP/UTL	R/R	5-3	Gr.	Scottsdale, Ariz. / Pinnacle / Arizona
10	Kenzie Brown	RHP	L/R	5-11	Jr.	Lake City, Ill. / Arthur-Lovington-Atwood-Hammond / Tulsa
11	Mac Osborne	RHP	R/R	5-9	Sr.	Richlands, Va. / Richlands / Virginia Tech
13	Kayla Lissy	INF	L/R	5-5	Sr.	Valrico, Fla. / Durant / Ball State
14	Deborah Jones	RHP	R/R	6-0	Sr.	Unionville, Ind. / Bloomington North / Ball State
17	Jordyn VanHook	INF	R/R	5-10	Gr.	Woodland Hills, Calif. / El Camino Real Charter
18	Sara Kinch	C	R/R	5-10	Sr.	Temecula, Calif. / Great Oak HS / Minnesota
21	Yannixa Acuña	OF	L/R	5-4	So.	Tucson, Ariz. / Salpointe Catholic
25	Audrey LeClair	UTL	L/R	5-8	Gr.	Phoenix, Ariz. / Phoenix Country Day / Michigan
27	Meika Lauppe	RHP	R/R	5-10	Fr.	Pleasant Grove, Calif. / East Nicolaus
31	Kylee Magee	RHP	R/R	5-9	So.	Anaheim, Calif. / Canyon
32	Samantha Swan	C/UTL	R/R	5-3	Fr.	Georgetown, Texas / Georgetown
33	Shannon Cunningham	UTL	R/R	5-9	So.	Tustin, Calif. / Foothill
38	Kelsey Hall	OF	R/R	5-7	Gr.	Sacramento, Calif. / Bella Vista / Boise State
41	Makenzie Macfarlane	C/INF	R/R	5-7	Gr.	Rocklin, Calif. / Whitney / Utah State
44	Tanya Windle	OF	L/R	5-6	So.	Peoria, Ariz. / Cactus / Utah Tech

COACHING STAFF

Head Coach: Megan Bartlett (Second Season at ASU / Seventh Season Overall)

Assistant Coach: Jimmy Kolaitis

Assistant Coach: Jeremy Manley

Assistant Coach: Hailey Decker

SUPPORT STAFF

Softball Operations: Giorgie Loomis

Athletic Trainer: Tanner Spoden

Strength and Conditioning Coach: Peter Alosi

Graduate Assistant: Mary Iakopo

Graduate Assistant: Yanni Acuña

Student Manager: Nick Sanchez

ROSTER BREAKDOWN

BY HOME STATE

CALIFORNIA (9)

Shannon Cunningham, Alesia Denby, Kelsey Hall, Sara Kinch, Meika Lauppe, Jada Lewis, Makenzie Macfarlane, Kylee Magee, Jordyn VanHook

ARIZONA (4)

Yannixa Acuña, Audrey LeClair, Marissa Schuld, Tanya Windle

ILLINOIS (2)

Kenzie Brown, Maddie Pomykalski

TEXAS (2)

Ayden Allen, Samantha Swan

FLORIDA (1)

Kayla Lissy

INDIANA (1)

Deborah Jones

MASSACHUSETTS (1)

Libby Walsh

VIRGINIA (1)

Mac Osborne

BY CLASS

GRADUATES (6)

Alesia Denby, Kelsey Hall, Audrey LeClair, Makenzie Macfarlane, Marissa Schuld, Jordyn VanHook

SENIORS (4)

Deborah Jones, Sara Kinch, Kayla Lissy, Mac Osborne

JUNIORS (1)

Kenzie Brown

SOPHOMORES (5)

Yannixa Acuña, Ayden Allen, Shannon Cunningham, Kylee Magee, Tanya Windle

FRESHMEN (5)

Meika Lauppe, Jada Lewis, Maddie Pomykalski, Samantha Swan, Libby Walsh

RETURNER/NEWCOMER

RETURNERS (10)

Yannixa Acuña, Kenzie Brown, Shannon Cunningham, Deborah Jones, Sara Kinch, Kayla Lissy, Kylee Magee, Mac Osborne, Marissa Schuld, Jordyn VanHook

TRANSFERS (6)

Ayden Allen, Alesia Denby, Kelsey Hall, Audrey LeClair, Makenzie Macfarlane, Tanya Windle

FRESHMEN (5)

Meika Lauppe, Jada Lewis, Maddie Pomykalski, Samantha Swan, Libby Walsh

PRONUNCIATION GUIDE

2	Alesia (uh-lee-see-uh) Denby
21	Yannixa (Yaya (yaw-yaw)) Acuña (ah-coon-ya)
30	Meika (me-kuh) Lauppe (loop-ee)
31	Kylee (kigh-lee) Magee (muh-gee)
55	Maddie Pomykalski (palm-uh-cow-ski)
AC	Jimmy Kolaitis (coal-eye-tis)
GA	Mary Iakopo (eye-uh-ko-po)
GA	Yannira (Yanni (yawn-ee)) Acuña (ah-coon-ya)

SUN DEVIL MEDIA RELATIONS

Softball Contact	Josh Fisher
Cell	801-703-5025
Email	josh.fisher@asu.edu
Twitter	@joshfisheraz
Website	TheSunDevils.com



SUN DEVIL NOTES

Homestand Concludes with Four Games During ASU Invitational

Sun Devils look to continue recent success following six wins last week

Sun Devil softball will bring a close to its 21-game homestand that started the season by playing four games this weekend at the ASU Invitational.

ASU will open play on Friday with games against UC San Diego at 4:30 p.m. MST and James Madison at 7 p.m. MST. The Sun Devils will then host North Florida on Saturday at 4:30 p.m. MST and Omaha at 7 p.m. MST.

All four games will be streamed live on the ASU Live Stream.

The ASU Invitational will see 12 games over three days, with action starting at 9 a.m. on Friday and Saturday and 8 a.m. on Sunday. More details and the full schedule can be found at TheSunDevils.com.

ABOUT THE SUN DEVILS

Arizona State brings an 11-6 record into the weekend after sweeping a doubleheader from UTEP and going 4-2 at the Sun Devil Classic last week. They have three run-rule victories and two shutouts on the season.

ASU is batting .331 and scoring 6.59 runs per game on the season. Behind their Pac-12-leading 32 doubles, the Sun Devils have a .962 OPS. That also includes nine triples and 16 home runs.

Sun Devil pitchers have a 4.20 ERA and 1.57 WHIP entering the week. They are allowing the opposition to hit .294 with a .804 OPS. ASU is third in the Pac-12 with 99 strikeouts while posting 6.03 strikeouts per seven innings.

FAST STARTS

ASU bats have been ready to play from the start, as the Sun Devils have scored 31 runs in the first inning of games this season. That accounts for 28 percent of the team's total runs. The team has scored in the first inning nine times this season, including three times in the past four games.

The early dominance extends over the first three innings of action, where ASU has outscored the opposition 66-41. The 66 runs are 59 percent of the team's total.

TAKE TWO (OR THREE)

Doubles have been aplenty for the Sun Devils this season. ASU has recorded 32 doubles this season, the most in the Pac-12 and sixth-most in the NCAA. They have hit a double in 13 consecutive games and 16 of 17 games overall while hitting multiple doubles in a game seven times.

ASU has also tallied nine triples during the year to lead the conference and rank second in the country. Three times, the Sun Devils have recorded multiple triples in the same game, including three against New Mexico State on Sunday.

THIEVERY

The Sun Devils have also used the team's speed to rack up 40 stolen bases. That total leads the Pac-12 and is ninth nationally. ASU has stolen at least one base in a game 13 times this season, with multiple steals in a game 11 times.

DYNAMIC DENBY

Alesia Denby continues to lead the team at the plate with 14 extra-base hits to lead the Pac-12. Denby also leads the conference with 46 total bases, and she is batting .364 with a 1.414 OPS. She is tied for second in the conference in doubles, triples, and home runs while placing third in RBIs.

Denby has recorded a hit in 13 of the 17 games, with six multi-hit games. Her seven multi-RBI games give her 19 for the season to rank 24th in the NCAA.

HALL BALL

Kelsey Hall has her average at .426 entering the weekend, ranking eighth in the Pac-12. She has six multi-hit games, including a pair of outings with three hits.

Hall is ninth in the conference with 20 hits and 13 runs. She is also tied for second with six doubles.

SAME BUT DIFFERENT

Yannixa Acuña leads the team with 21 hits – sixth in the Pac-12 – and she hit her first career home run on Sunday against New Mexico State. Acuña had has five multi-hit games and is riding a five-game hitting streak entering the weekend. Her nine stolen bases have her fourth in the conference.

OSBORNE IN THE CIRCLE

Mac Osborne leads the Sun Devils in the circle with a 6-2 record and a 3.41 ERA. Her six victories are second-most in the conference and 10th in the NCAA. Osborne has totaled 40 strikeouts, and she averages 6.83 per seven innings.

AROUND THE DIAMOND

- Tanya Windle has an average of .413 behind her six multi-hit games. She has posted multiple hits in five of the last eight games, with two three-hit games on the season.

- Kayla Lissy is riding a six-game hitting streak and has raised her average to .349 this year. Lissy leads the conference and is second in the country with four triples, and she is eighth in the Pac-12 with eight stolen bases.

- Shannon Cunningham has homered in two straight games, including a walk-off grand slam to defeat Idaho State in eight innings. Her 13 RBIs are tied for 10th in the conference, and she is on a four-game hitting streak to get her average to .333.

- Sara Kinch has hit three home runs and driven in 13 runs. She delivered a two-run walk-off home run to defeat Ohio State.

SERIES HISTORY



Overall	0-0
Home	0-0
at Farrington	0-0
Away	0-0
Neutral Site	0-0
Streak	--
Last 10	0-0
First Meeting	2024
Last Meeting	--

JAMES MADISON

Overall	1-1
Home	1-1
at Farrington	1-1
Away	0-0
Neutral Site	0-0
Streak	Won 1
Last 10	1-1
First Meeting	2016
Last Meeting	2019



Overall	0-0
Home	0-0
at Farrington	0-0
Away	0-0
Neutral Site	0-0
Streak	--
Last 10	0-0
First Meeting	2024
Last Meeting	--

UNIVERSITY OF NEBRASKA

OMAHA

Overall	0-0
Home	0-0
at Farrington	0-0
Away	0-0
Neutral Site	0-0
Streak	--
Last 10	0-0
First Meeting	2024
Last Meeting	--





SEASON SCHEDULE / RESULTS *All times local to Arizona (MST)*

DATE	OPPONENT	W/L	SCORE / TIME	INN	ASU R-H-E	OPP R-H-E	ASU PITCHER(S) OF RECORD	TIME	ATT	OVR REC	P12 REC	PL	GB
Feb 8	Wisconsin						Canceled						
Feb 9	#20 Northwestern	L	2-0	7	0-4-0	2-7-0	L: Magee (0-1)	2:15	938	0-1	--	--	--
Feb 9	St. Thomas (MN)	W	9-4	7	9-10-2	4-8-2	W: Osborne (1-0) / S: Schuld (1)	2:32	863	1-1	--	--	--
Feb 10	Boise State	L	6-4	7	4-7-2	6-9-0	L: Schuld (0-1)	2:30	1021	1-2	--	--	--
Feb 10	Maine	W	9-1	5	9-6-1	1-2-2	W: Osborne (2-0)	1:25	786	2-2	--	--	--
Feb 15	BYU	W	10-6	7	10-9-1	6-8-1	W: Osborne (3-0)	2:19	1040	3-2	--	--	--
Feb 16	#21 Virginia Tech	L	9-0	5	0-2-0	9-11-0	L: Jones (0-1)	1:37	839	3-3	--	--	--
Feb 16	Illinois State	W	8-0	5	8-10-1	0-1-2	W: Magee (1-0)	1:21	755	4-3	--	--	--
Feb 17	Memphis	W	13-5	5	13-12-2	5-10-0	W: Lauppe (1-0)	1:44	880	5-3	--	--	--
Feb 17	Cal State Fullerton	L	4-3	7	3-6-2	4-9-2	L: Schuld (0-2)	2:47	762	5-4	--	--	--
Feb 21	UTEP (DH)	W	13-12	7	13-13-2	12-15-3	W: Jones (1-1)	2:33	-	6-4	--	--	--
Feb 21	UTEP (DH)	W	3-0	7	3-6-1	0-4-1	W: Schuld (1-2)	1:58	1055	7-4	--	--	--
Feb 22	Texas State	L	12-2	7	2-10-3	12-17-2	L: Osborne (3-1)	2:16	888	7-5	--	--	--
Feb 23	Seton Hall	W	4-2	7	4-7-0	2-6-1	W: Osborne (4-1) / S: Jones (1)	1:58	821	8-5	--	--	--
Feb 23	Ohio State	W	12-10	(10)	12-13-1	10-10-1	W: Osborne (5-1)	3:11	813	9-5	--	--	--
Feb 24	Utah Valley	W	9-4	7	9-13-1	4-7-1	W: Lauppe (2-0)	2:12	813	10-5	--	--	--
Feb 24	Idaho State	W	5-1	(8)	5-7-1	1-6-1	W: Osborne (6-1)	2:10	810	11-5	--	--	--
Mar 25	New Mexico State	L	10-8	7	8-12-1	10-11-1	L: Osborne (6-2)	2:15	777	11-6	--	--	--
Mar 1	UC San Diego		4:30 PM										
Mar 1	James Madison		7:00 PM										
Mar 2	North Florida		4:30 PM										
Mar 2	Omaha		7:00 PM										
Mar 8	at Washington*		7:00 PM										
Mar 9	at Washington*		3:00 PM										
Mar 10	at Washington*		12:00 PM										
Mar 12	Grand Canyon		6:00 PM										
Mar 15	Oregon State*		6:00 PM										
Mar 16	Oregon State*		5:00 PM										
Mar 17	Oregon State*		12:00 PM										
Mar 22	at Oregon*		5:00 PM										
Mar 23	at Oregon*		2:00 PM										
Mar 24	at Oregon*		12:00 PM										
Mar 27	at San Diego (DH)		12:00 PM										
Mar 27	at San Diego (DH)		Game 2										
Apr 5	at Stanford*		7:00 PM										
Apr 6	at Stanford*		5:00 PM										
Apr 7	at Stanford*		1:00 PM										
Apr 12	Utah*		6:00 PM										
Apr 13	Utah*		5:00 PM										
Apr 14	Utah*		12:00 PM										
Apr 16	at Grand Canyon		6:00 PM										
Apr 19	at Arizona*		5:00 PM										
Apr 20	at Arizona*		4:00 PM										
Apr 21	at Arizona*		2:00 PM										
Apr 26	California*		6:00 PM										
Apr 27	California*		5:00 PM										
Apr 28	California*		12:00 PM										
May 3	UCLA*		6:00 PM										
May 4	UCLA*		5:00 PM										
May 5	UCLA*		12:00 PM										





ASU WHEN

BY SCHEDULE

February	11-6
March	
April	
May	
Sunday	0-1
Monday	
Tuesday	
Wednesday	2-0
Thursday	1-1
Friday	4-2
Saturday	4-2
Game 1 of Day/DH	4-3
Game 2 of Day/DH	6-1

SERIES RECORDS

Overall	
... At Home	
... On Road	
Series Openers	
... At Home	
... On Road	
Game 2 of Series	
... At Home	
... On Road	
Game 3 of Series	
... At Home	
... On Road	
Rubber Games	
... At Home	
... On Road	
Sweeps/Were Swept	
... At Home	
... On Road	

BY GAME

Day games	5-5
Night games (6 pm)	6-1
Extra innings	2-0
Shutouts	2-2
vs. Ranked Opponent	0-2
... vs. Top-10 Opponent	

BY UNIFORM (Jersey/Pants)

Black/Black	2-4
Maroon/Maroon	4-2
White & Maroon/White	3-0
White & Maroon/Yellow	2-0

BY OPPONENT CONFERENCE

ACC	0-1
America East	1-0
American	1-0
Atlantic Sun	
Big 12	1-0
Big East	1-0
Big Sky	1-0
Big Ten	1-1
Big West	0-1
Conference USA	2-1
Missouri Valley	1-0
Mountain West	0-1
Pac-12	
Summit League	1-0
Sun Belt	0-1
West Coast	
Western Athletic	1-0

BY OPPOSING PITCHER

vs. Left starter	4-1
vs. Right starter	7-5
Starter earns decision	10-3
Reliever earns decision	1-3
Starter 4+ IP	5-3
Starter less than 4 IP	6-3

BY ASU PITCHER

Starter earns decision	6-4
Reliever earns decision	5-2
Starter 4+ IP	7-2
Starter less than 4 IP	4-4

BY SCORING / MARGIN

Scores first	5-2
Opp. scores first	6-4
1-Run games	1-1
2-Run games	2-3
5+Run games	5-2
Scoring 0-2 runs	0-3
... 3-5 runs	3-2
... 6-9 runs	4-1
... 10+ runs	4-0
Opponent 0-2 runs	5-1
... 3-5 runs	3-1
... 6-9 runs	1-2
... 10+ runs	2-2

BY STATS

Recording 0-3 hits	0-1
Recording 4-6 hits	2-1
Recording 7-9 hits	3-2
Recording 10+ hits	6-2
Allowing 0-3 hits	2-0
Allowing 4-6 hits	3-0
Allowing 7-9 hits	3-3
Allowing 10+ hits	3-3
Out-hit opponent	10-1
Out-hit by opponent	1-5
Hits are tied	0-0
Hit 0 home runs	2-4
... 1 home run	5-1
... 2+ home runs	4-1
Opponent 0 home runs	7-2
... 1 home run	2-1
... 2+ HRs	2-3
Made 0 errors	1-2
... 1 error	7-1
... 2+ errors	3-3
Opp. made 0 errors	1-3
... 1 error	6-2
... 2+ errors	4-1

LEADING AFTER

Inning	1	2	3	4	5	6
W-L	6-2	8-3	9-2	8-2	6-2	6-1

TRAILING AFTER

Inning	1	2	3	4	5	6
W-L	1-3	2-3	1-3	2-4	1-3	1-3

TIED AFTER

Inning	1	2	3	4	5	6
W-L	4-1	1-0	1-1	1-0	1-0	1-1

HEROICS

COME FROM BEHIND WINS (6)

DATE	OPPONENT	DEFICIT	FINAL
Feb 9	St. Thomas	2-0 (M1)	9-4
Feb 15	BYU	2-0 (M1)	10-6
Feb 17	Memphis	3-0 (M1)	13-5
Feb 21	UTEP-1	3-6 (M2)	13-12
Feb 22	Seton Hall	0-1 (M4)	4-2
Feb 22	Ohio State	0-6 (M5)	(10) 12-10

LAST AT-BAT WINS (2)

DATE	OPPONENT	SCORE	FINAL
Feb 23	Ohio State	9-10 (M10)	12-10
Feb 24	Idaho State	1-1 (M8)	5-1

WALK-OFF WINS (2)

DATE	OPPONENT	SCORE	FINAL
Feb 23	Ohio State	9-10 (M10)	12-10
Feb 24	Idaho State	1-1 (M8)	5-1



BATTING SITUATIONAL STATISTICS

SCORING BY INNING

MARGIN OF VICTORY

PAGE 6



SUN DEVILS AT THE PLATE

DETAILED HITTING

PLAYER	MULTI-HIT GAMES					GW RBI	MULTI-RBI GAMES					--- HITS ---		2-OUT RBI
	2	3	4	5+	TOT		2	3	4	5+	TOT	INFIELD	BUNT	
Acuña	2	3			5	1	2				2	1		5
Allen	1				1						0	2		
Cunningham	2	1			3	2	1	1	1		3	1		3
Denby	6				6	2	5	1	1		7	1		8
Hall	4	2			6			1			1	3		1
Kinch					0	1	3		1		4			5
LeClair	1				1						0	1		1
Lewis					0						0		1	
Lissy	4				4			1			1	3		3
Macfarlane	1				1		1				1			3
Schuld					0						0			
Swan	1				1	1		1			1			2
VanHook	1				1						0			
Walsh	3				3	1	1		1		2	1		1
Windle	4	2			6		1	1			2	6	1	
TOTALS	30	8	0	0	38	8	14	6	4	0	24	16	5	32

PLAYER	PINCH HITTING			HITTING STREAK			SEASON HIGH	
	H	AB	AVG	CAREER	SEASON	ACTIVE	HITS	RBI
Acuña	0	2	.000	5	5	5	3	2
Allen	1	2	.500	2	2		2	
Cunningham	0	3	.000	4	4	4	3	4
Denby				8	5	3	2	4
Hall				10	5		3	3
Kinch	1	3	.333	7	2	1	1	4
LeClair	1	6	.167	11	1	1	2	1
Lewis	1	1	1.000	1	1	1	1	1
Lissy				13	6	6	2	3
Macfarlane	1	5	.200	5	2		1	2
Schuld	0	2	.000	9				1
Swan	2	3	.667	5	5		2	3
VanHook	0	2	.000	13	1		2	1
Walsh	0	1	.000	2	2		2	4
Windle				16	4	1	3	3
TOTALS	7	30	.233					

BATTED AROUND

DATE	OPPONENT	INN	PA	R	H	E	LOB	FINAL
Feb 10	Maine	3rd	12	7	3	2	2	9-1
Feb 17	Memphis	1st	14	10	8	0	1	13-5
Feb 21	UTEP-1	3rd	12	7	5	2	2	13-12
Feb 23	Ohio State	5th	9	4	4	0	2	12-10
Feb 24	Utah Valley	6th	9	3	3	1	3	9-4

APPROACHING MILESTONES

MILESTONE	# (NEED)
Alesia Denby	
• 40 Career Doubles	34 (6)
• 125 Career RBIs	113 (12)
Kelsey Hall	
• 25 Career HRs	24 (1)
Deborah Jones	
• 300 Career Ks	263 (37)
Kayla Lissy	
• 50 Career RBIs	44 (6)
Makenzie Macfarlane	
• 50 Career RBIs	46 (4)
Kylee Magee	
• 100 strikeouts	76 (24)
Marissa Schuld	
• 4th ASU Saves List (10)	9 (1)
Jordyn VanHook	
• 50 Career Runs	48 (2)
• 25 Career HRs	24 (1)
• t-23rd ASU HRs List (27)	24 (3)
Tanya Windle	
• 100 career hits	95 (5)

HOME RUN BREAKDOWN

SUN DEVIL HOME RUNS

	ASU	Opp
Home	16	16
Road	0	0
Conference	0	0
Non-Conference	16	16
ASU Leading	5	9
ASU Trailing	7	6
Tied	4	1
Go-Ahead	4	1
February	16	16
March		
April		
May		
1st Inning	5	1
2nd Inning	4	3
3rd Inning	1	5
4th Inning	1	2
5th Inning	2	2
6th Inning	1	1
7th Inning	1	2
Extra-Innings	2	0
vs. LHP	4	0
vs. RHP	12	16
With 0 Outs	5	3
With 1 Out	6	6
With 2 Outs	5	7
Back-to-Back	0	0
Pinch-Hit	2	0
Walk-Off	2	0

#	PLAYER	OPPONENT	DATE	INN	ON	OUT	COUNT	SCORE	FINAL	
1	Alesia Denby (1)	St. Thomas	Feb 9	1	1	0	1-1	0-2	9-4	
2	Alesia Denby (2)	St. Thomas	Feb 9	4	0	2	0-0	5-2	9-4	
3	Shannon Cunningham (1)	Maine	Feb 10	2	1	1	3-1	0-0	9-1	
4	Sara Kinch (1)	BYU	Feb 15	1	3	2	2-0	0-2	10-6	
5	Alesia Denby (3)	BYU	Feb 15	6	1	2	0-0	8-6	10-6	
6	Libby Walsh (1)	Illinois State	Feb 16	2	0	1	2-0	2-0	8-0	
7	Sara Kinch (2)	Illinois State	Feb 16	3	1	1	1-1	3-0	8-0	
8	Alesia Denby (4)	Memphis	Feb 17	1	0	1	2-1	0-3	13-5	
9	Alesia Denby (5)	UTEP-1	Feb 21	1	1	0	2-1	0-2	13-12	
10	Samantha Swan (1)	Texas State	Feb 22	^!	5	0	0-0	0-5	2-12	
11	Sanamtha Swan (2)	Ohio State	Feb 23	!	5	2	0	1-2	0-6	12-10
12	Sara Kinch (3)	Ohio State	Feb 23	#	10	1	1	1-0	10-10	12-10
13	Alesia Denby (6)	Utah Valley	Feb 24	2	0	2	3-1	4-0	9-4	
14	Shannon Cunningham (1)	Idaho State	Feb 24	#	8	3	1	0-0	1-1	5-1
15	Yannixa Acuña (1)	New Mexico State	Feb 25	2	1	2	1-2	2-2	8-10	
16	Shannon Cunningham (2)	New Mexico State	Feb 25	^	7	0	0	0-0	7-10	8-10

% – Leadoff Game ^ – Leadoff Inning # – Walkoff ! – Pinch hit

INDIVIDUAL HR BREAKDOWN

2024	SOLO	2R	3R	GS	TOT
Denby	3	3			6
Cunningham	1	1		1	3
Kinch		2		1	3
Swan	1		1		2
Acuña		1			1
Walsh	1				1

CAREER	'20	'21	'22	'23	'24	TOT
Denby	2	1	9	10	6	28
Hall			13	11		24
VanHook	3	2		19		24
Kinch		9	7	1	3	20
Lissy		2	3	1		6
Macfarlane	2	2		2		6
Cunningham				1	3	4
LeClair			1	3		4
Windle				4		4
Schuld	2					2
Swan					2	2
Acuña				1		1
Walsh				1		1



SUN DEVILS IN THE FIELD

PITCHERS	CH	PO	A	E	F%
Schuld	11	1	10	0	1.000
Jones	5	2	3	0	1.000
Lauppe	5	0	5	0	1.000
Magee	4	1	3	0	1.000
Osborne	11	0	10	1	.909

CATCHERS	CH	PO	A	E	F%
Macfarlane	17	15	2	0	1.000
Kinch	58	49	8	1	.983
Swan	40	35	4	1	.975

FIRST BASE	CH	PO	A	E	F%
Cunningham	86	83	3	0	1.000
Macfarlane	17	17	0	0	1.000
Allen	27	25	1	1	.963
LeClair	0	0	0	0	.000

SECOND BASE	CH	PO	A	E	F%
LeClair	4	4	0	0	1.000
Walsh	66	27	32	7	.894

THIRD BASE	CH	PO	A	E	F%
LeClair	1	1	0	0	1.000
Lissy	58	14	37	7	.879

SHORTSTOP	CH	PO	A	E	F%
Denby	46	16	29	1	.978

OUTFIELD	CH	PO	A	E	F%
Windle	10	10	0	0	1.000
Lewis	5	5	0	0	1.000
LeClair	3	2	1	0	1.000
Acuna	28	25	2	1	.964
Hall	14	13	0	1	.929
Allen	0	0	0	0	.000
Cunningham	0	0	0	0	.000



SUN DEVIL HITTER NOTES


21 YAYA ACUNA
OF • L/R • 5-4 • Sophomore
Tucson, Ariz. / Salpointe Catholic

.412 AVG	.984 OPS	1 HR	6 RBI
Sun Devil Classic	9-23 .939 OPS	1 HR	3 RBI
Last 10	15-34 1.015 OPS	1 HR	4 RBI
Current Streak	5 games (9-20, HR, 3 RBI)		

- Hit her first career home run against New Mexico State on February 25
- Her current five-game hitting streak is her second of the length this season and matches the longest of her career
- Currently ranks sixth in the Pac-12 with 21 hits and fourth with nine stolen bases
- Has stolen multiple bases in a game twice this season

CAREER STATISTICS

SEASON	AVG	OBP	SLG	OPS	GP	GS	AB	R	H	2B	3B	HR	RBI	BB	HBP	SO	SF	SH	SB
2023	.556	.600	.556	1.156	25	0	9	7	5	0	0	0	0	1	0	2	0	0	4
2024	.412	.455	.529	.984	17	15	51	12	21	1	1	1	6	4	0	5	0	1	9
Career	.433	.477	.533	1.010	42	15	60	19	26	1	1	1	6	5	0	7	0	1	13


4 AYDEN ALLEN
INF • R/R • 5-10 • Sophomore
Prosper, Texas / Prosper / Houston

.286 AVG	.762 OPS	0 HR	0 RBI
Sun Devil Classic	1-5 .400 OPS	0 HR	0 RBI
Last 10	1-6 .334 OPS	0 HR	0 RBI
Current Streak	0-12 (4 games)		

- Doubled for first career hit during a 2-for-2 performance against St. Thomas
- Has four starts in her 11 appearances this season
- Went 1-for-3 with another double against Boise State
- Singled in an appearance off the bench against Texas State

CAREER STATISTICS

SEASON	AVG	OBP	SLG	OPS	GP	GS	AB	R	H	2B	3B	HR	RBI	BB	HBP	SO	SF	SH	SB
2023 (Houston)	.000	.000	.000	.000	4	0	3	0	0	0	0	0	1	0	0	1	1	1	0
2024	.286	.333	.429	.762	11	4	14	3	4	2	0	0	0	1	0	4	0	1	0
Career	.235	.263	.353	.616	15	4	17	3	4	2	0	0	1	1	0	5	1	2	0


33 SHANNON CUNNINGHAM
C/UTL • R/R • 5-9 • Sophomore
Tustin, Calif. / Foothill

.333 AVG	.985 OPS	3 HR	13 RBI
Sun Devil Classic	5-17 .941 OPS	2 HR	6 RBI
Last 10	8-28 .846 OPS	2 HR	9 RBI
Current Streak	4 games (5-11, 2 HR, 6 RBI)		

- Finished the Sun Devil Classic on a career-best four-game hitting streak
- Hit a walk-off grand slam in the eight inning to defeat Idaho State on February 24
- Homered in her second consecutive game with a solo shot against New Mexico State on February 25
- Ranks ninth in the Pac-12 in home runs (3) and 10th in RBIs (13)

CAREER STATISTICS

SEASON	AVG	OBP	SLG	OPS	GP	GS	AB	R	H	2B	3B	HR	RBI	BB	HBP	SO	SF	SH	SB
2023	.234	.333	.383	.716	32	11	47	6	11	4	0	1	8	5	2	15	0	0	1
2024	.333	.395	.590	.985	17	12	39	8	13	1	0	3	13	4	0	9	0	1	0
Career	.279	.361	.477	.838	49	23	86	14	24	5	0	4	21	9	2	24	0	1	1



SUN DEVIL HITTER NOTES


5 ALESIA DENBY
INF • R/R • 5-5 • Graduate
Murrieta, Calif. / Vista Murrieta / Fresno State

.367 AVG	1.414 OPS	6 HR	19 RBI
Sun Devil Classic	6-19 1.224 OPS	1 HR	5 RBI
Last 10	8-29 1.255 OPS	3 HR	9 RBI
Current Streak	3 games (5-10, 2 2B, 3B, HR, 4 RBI)		

- Leads the Pac-12 in total bases (46) and extra-bases hits (14) while sitting second in doubles (6), triples (2), and home runs (6)
- Has reached base in 16 of the 17 games this season, including six straight
- Has recorded multiple hits in a game six times while driving in multiple runs in seven outings
- Played in her 200th game against New Mexico State on February 25 to rank 33rd among active players in the NCAA

CAREER STATISTICS

SEASON	AVG	OBP	SLG	OPS	GP	GS	AB	R	H	2B	3B	HR	RBI	BB	HBP	SO	SF	SH	SB
2020 (Fresno St.)	.250	.351	.500	.851	25	25	64	13	16	2	4	2	18	8	2	25	0	0	3
2021 (Fresno St.)	.222	.290	.325	.615	49	49	126	21	28	6	2	1	13	12	2	24	5	1	9
2022 (Fresno St.)	.293	.376	.547	.922	55	55	150	29	44	11	0	9	32	15	6	31	2	1	8
2023 (Fresno St.)	.314	.421	.615	1.036	54	54	169	39	53	11	5	10	31	27	5	30	1	1	13
2024	.367	.475	.939	1.414	17	17	49	17	18	6	2	6	19	9	2	10	1	0	2
Career	.285	.377	.547	.924	200	200	558	119	159	36	13	28	113	71	17	120	9	3	35


38 KELSEY HALL
OF • R/R • 5-7 • Graduate
Sacramento, Calif. / Bella Vista / Boise State

.426 AVG	1.088 OPS	0 HR	7 RBI
Sun Devil Classic	6-19 .812 OPS	0 HR	4 RBI
Last 10	14-29 1.135 OPS	0 HR	5 RBI
Current Streak	0-2 (1 game)		

- Her .426 batting average leads the team and ranks eight in the Pac-12
- Is tied for second with the group that has six doubles on the season and sits ninth in runs (13) and hits (20)
- Has posted six multi-hit games, including a season-best three against Texas State
- First hit as a Sun Devil was a triple against St. Thomas and it was her first triple since Feb. 19, 2022

CAREER STATISTICS

SEASON	AVG	OBP	SLG	OPS	GP	GS	AB	R	H	2B	3B	HR	RBI	BB	HBP	SO	SF	SH	SB
2020 (Fresno St.)	.197	.243	.303	.546	24	23	66	13	13	3	2	0	9	3	1	15	0	1	4
2021 (Fresno St.)	.111	.111	.222	.333	3	3	9	1	1	1	0	0	0	0	0	1	0	0	0
2022 (Boise St.)	.392	.497	.783	1.280	46	38	120	37	47	6	1	13	32	19	6	21	0	3	5
2023 (Boise St.)	.385	.504	.854	1.358	43	35	96	39	37	12	0	11	52	21	3	19	1	1	3
2024	.426	.492	.596	1.087	17	17	47	13	20	6	1	0	7	7	2	8	3	0	4
Career	.349	.446	.669	1.114	133	116	338	103	118	28	4	24	100	50	12	64	4	5	16


18 SARAH KINCH
C • R/R • 5-10 • Senior
Temecula, Calif. / Great Oak / Minnesota

.235 AVG	.921 OPS	3 HR	13 RBI
Sun Devil Classic	3-16 .626 OPS	1 HR	4 RBI
Last 10	4-19 .739 OPS	1 HR	5 RBI
Current Streak	1 game (1-4, 2B)		

- Six of her eight hits have gone for extra bases with three doubles and three home runs
- Currently 10th in the Pac-12 with 13 RBIs behind four games with multiple runs driven in
- Hit a walk-off home run in the 10th inning to complete a rally from six runs behind to beat Ohio State on February 23
- Has already tied or surpassed her season totals for doubles, home runs, and RBIs from 2023

CAREER STATISTICS

SEASON	AVG	OBP	SLG	OPS	GP	GS	AB	R	H	2B	3B	HR	RBI	BB	HBP	SO	SF	SH	SB
2021 (Minnesota)	.252	.350	.504	.855	44	42	119	17	30	3	0	9	17	13	5	34	0	3	1
2022 (Minnesota)	.233	.305	.425	.730	52	51	146	16	34	7	0	7	36	11	5	43	2	5	0
2023	.143	.208	.222	.431	28	23	63	2	9	2	0	1	8	5	1	14	3	0	0
2024	.235	.333	.588	.922	15	13	34	6	8	3	0	3	13	4	1	9	0	0	0
Career	.224	.306	.431	.737	139	129	362	41	81	15	0	20	74	33	12	100	5	8	1
• at Arizona State	.175	.252	.351	.603	43	36	97	8	17	5	0	4	21	9	2	23	3	0	0

SUN DEVIL HITTER NOTES


**25 AUDREY
LECLAIR**
UTL • L/R • 5-8 • Graduate
Phoenix, Ariz. / Phoenix Country Day / Michigan

.200 AVG	.588 OPS	0 HR	2 RBI
Sun Devil Classic	2-7 1.000 OPS	0 HR	1 RBI
Last 10	3-12 .750 OPS	0 HR	1 RBI
Current Streak	1 game (2-2, 2B, 3B, RBI)		

- Went 2-for-2 with a double, triple, run, RBI, and stolen base against New Mexico State on February 25
- Sealed the team's win against Memphis by throwing a runner out at the plate from left field
- Drove in a run with her first hit as a Sun Devil in the win over Illinois State
- Has played first, second, third, and all three outfield positions in the first nine games

CAREER STATISTICS

SEASON	AVG	OBP	SLG	OPS	GP	GS	AB	R	H	2B	3B	HR	RBI	BB	HBP	SO	SF	SH	SB
2020 (Michigan)	.000	.000	.000	.000	11	0	0	2	0	0	0	0	0	0	0	0	0	0	1
2021 (Michigan)	.167	.167	.167	.333	31	0	6	7	1	0	0	0	1	0	0	0	0	0	4
2022 (Michigan)	.306	.344	.403	.747	50	43	124	28	38	5	2	1	14	7	0	5	0	3	10
2023 (Michigan)	.262	.299	.408	.707	48	47	130	17	34	6	2	3	15	7	0	6	0	1	9
2024	.200	.238	.350	.588	15	4	20	5	4	1	1	0	2	1	0	6	0	0	4
Career	.275	.312	.396	.708	155	94	280	59	77	12	5	4	32	15	0	17	0	4	28


**2 JADA
LEWIS**
OF • L/R • 5-5 • Freshman
Vallejo, Calif. / Centennial

.250 AVG	.733 OPS	0 HR	1 RBI
Sun Devil Classic	2-7 .804 OPS	0 HR	1 RBI
Last 10	3-10 .862 OPS	0 HR	1 RBI
Current Streak	1 game (1-3)		

- Recorded first career RBI and double against Seton Hall on February 23
- Finished 1-for-3 in a start against Idaho State on February 24
- Made her collegiate debut by starting in left field against Virginia Tech
- Notched first career hit with a single against Memphis

CAREER STATISTICS

SEASON	AVG	OBP	SLG	OPS	GP	GS	AB	R	H	2B	3B	HR	RBI	BB	HBP	SO	SF	SH	SB
2024	.250	.400	.333	.733	10	4	12	5	3	1	0	0	1	3	0	6	0	0	2


**13 KAYLA
LISSY**
INF • L/R • 5-5 • Senior
Valrico, Fla. / Durant / Ball State

.349 AVG	1.156 OPS	0 HR	8 RBI
Sun Devil Classic	9-20 1.372 OPS	0 HR	3 RBI
Last 10	13-29 1.403 OPS	0 HR	7 RBI
Current Streak	6 games (9-20, 2 2B, 3 3B, 3 RBI)		

- Hit three triples during the Sun Devil Classic and now leads the Pac-12 with four triples this season
- Current six-game hitting streak is the longest by a Sun Devil this season and it includes three multi-hit games
- Her six doubles are tied for second in the Pac-12 and she is fifth with eight stolen bases
- Is third among active NCAA players with 15 career triples

CAREER STATISTICS

SEASON	AVG	OBP	SLG	OPS	GP	GS	AB	R	H	2B	3B	HR	RBI	BB	HBP	SO	SF	SH	SB
2021 (Ball St.)	.366	.432	.559	.991	51	47	145	43	53	4	9	2	18	14	3	25	0	1	18
2022 (Ball St.)	.330	.362	.509	.872	35	35	106	23	35	6	2	3	17	6	1	25	3	1	8
2023	.181	.244	.217	.461	38	37	83	5	15	0	0	1	1	6	1	28	0	2	3
2024	.349	.482	.674	1.157	17	17	43	13	15	6	4	0	8	9	3	9	1	0	8
Career	.313	.380	.483	.862	141	136	377	84	118	16	15	6	44	35	8	87	4	4	37
• at Arizona State	.238	.336	.373	.709	55	54	126	18	30	6	4	1	9	15	4	37	1	2	11

SUN DEVIL HITTER NOTES



41

MAKENZIE MACFARLANE

C/INF • R/R • 5-7 • Graduate
Rocklin, Calif. / Whitney / Utah State

.263 AVG	.680 OPS	0 HR	3 RBI
Sun Devil Classic	2-9 .522 OPS	0 HR	0 RBI
Last 10	4-14 .732 OPS	0 HR	2 RBI
Current Streak	0-4 (2 games)		



Posted first multi-hit game of the season with a 2-for-3 performance against Ohio State on February 23



Had a double and two RBIs in game two of the doubleheader sweep of UTEP on February 21



Notched first hit as a Sun Devil with a 1-for-2 outing against St. Thomas while also driving in a run



Has an identical twin sister, Mazie, who plays softball at Maryland after the duo played together at Utah State

CAREER STATISTICS

SEASON	AVG	OBP	SLG	OPS	GP	GS	AB	R	H	2B	3B	HR	RBI	BB	HBP	SO	SF	SH	SB
2020 (Utah St.)	.306	.367	.458	.825	24	24	72	9	22	5	0	2	9	7	0	8	0	0	0
2021 (Utah St.)	.214	.298	.291	.588	40	40	117	5	25	3	0	2	11	13	1	10	0	1	0
2022 (Utah St.)	.236	.314	.274	.587	43	35	106	7	25	2	1	0	10	12	0	18	0	3	0
2023 (Utah St.)	.213	.310	.307	.617	44	44	127	22	27	6	0	2	15	17	1	14	0	1	0
2024	.263	.364	.316	.679	12	5	19	4	5	1	0	0	3	3	0	4	0	0	0
Career	.236	.319	.320	.639	163	148	441	47	104	17	1	6	48	52	2	54	0	5	0



00

MADDIE POMYKALSKI

UTL • R/R • 5-9 • Freshman
Frankfort, Ill. / Lincoln Way East / Texas

AVG	OPS	HR	RBI
	OPS	HR	RBI
Last 10	OPS	HR	RBI
Current Streak			



Joins the Sun Devils after taking a redshirt season at Texas in 2023



Expected to miss the season with an injury



Was listed at No. 75 in the nation and No. 14 among infielders in Extra Inning Softball's Class of 2022 Player Rankings



Hit .440 with 13 home runs, 22 doubles, seven triples and 52 RBIs in 59 games during 2021 spring/summer

CAREER STATISTICS

SEASON	AVG	OBP	SLG	OPS	GP	GS	AB	R	H	2B	3B	HR	RBI	BB	HBP	SO	SF	SH	SB
2023 (Texas)									Redshirt										
2024	.000	.000	.000	.000															



8

MARISSA SCHULD

RHP/UTL • R/R • 5-3 • Graduate
Scottsdale, Ariz. / Pinnacle / Arizona

.000 AVG	.000 OPS	0 HR	1 RBI
Sun Devil Classic	0-1 .000 OPS	0 HR	0 RBI
Last 10	0-1 .000 OPS	0 HR	0 RBI
Current Streak	0-4 (3 games)		



Drove in a run with a sacrifice fly against Boise State

CAREER STATISTICS

SEASON	AVG	OBP	SLG	OPS	GP	GS	AB	R	H	2B	3B	HR	RBI	BB	HBP	SO	SF	SH	SB
2019 (Arizona)	.000	.000	.000	.000	9	2	4	1	0	0	0	0	0	0	0	1	0	0	0
2020 (Arizona)	.350	.435	.525	.960	17	15	40	6	14	1	0	2	6	3	3	7	0	0	0
2022	.211	.286	.368	.654	33	15	19	1	4	1	1	0	2	1	1	9	0	0	0
2023	.188	.257	.219	.476	33	12	32	6	6	1	0	0	5	2	1	4	0	0	0
2024	.000	.000	.000	.000	3	1	4	0	0	0	0	0	1	0	0	1	1	0	0
Career	.242	.315	.354	.669	95	45	99	14	24	3	1	2	14	6	5	22	1	0	0
• at Arizona State	.182	.246	.255	.500	69	28	55	7	10	2	1	0	8	3	2	14	1	0	0



SUN DEVIL HITTER NOTES



32 SAMANTHA SWAN

C/UTL • R/R • 5-3 • Freshman
Georgetown, Texas / Georgetown

.368 AVG	1.118 OPS	2 HR	8 RBI
Sun Devil Classic	3-6 2.000 OPS	2 HR	5 RBI
Last 10	6-12 1.500 OPS	2 HR	7 RBI
Current Streak	0-2 (1 game)		

- Hit first career home run as a pinch-hitter against Texas State on February 2
- Sparked the team's rally against Ohio State with a pinch-hit three-run home run on February 23
- Tallied first career multi-hit game by going 2-for-3 with two runs and an RBI against Memphis
- Doubled in first career at bat and picked up first career RBI with sac fly in second plate appearance against St. Thomas

CAREER STATISTICS

SEASON	AVG	OBP	SLG	OPS	GP	GS	AB	R	H	2B	3B	HR	RBI	BB	HBP	SO	SF	SH	SB
2024	.368	.381	.737	1.118	10	6	19	6	7	1	0	2	8	1	0	0	1	0	1



17 JORDYN VANHOOK

INF • R/R • 5-10 • Graduate
Woodland Hills, Calif. / El Camino Real Charter

.200 AVG	.533 OPS	0 HR	1 RBI
Sun Devil Classic	1-4 .821 OPS	0 HR	0 RBI
Last 10	3-9 .833 OPS	0 HR	1 RBI
Current Streak	0-2 (3 games)		

- Went 2-for-2 with an RBI in game of the UTEP doubleheader on February 21 for first multi-hit game of the season
- Walked in both plate appearances against New Mexico State on February 25
- Led the Pac-12 – and ranked seventh in the NCAA – with 19 home runs during the 2023 season.
- Became the first Sun Devil to lead the Pac-12 in home runs since 2006

CAREER STATISTICS

SEASON	AVG	OBP	SLG	OPS	GP	GS	AB	R	H	2B	3B	HR	RBI	BB	HBP	SO	SF	SH	SB
2020	.462	.529	1.154	1.683	14	1	13	7	6	0	0	3	7	2	1	2	1	0	0
2021	.171	.286	.343	.629	22	9	35	7	6	0	0	2	9	6	0	12	1	0	2
2022	.176	.263	.176	.440	20	1	17	5	3	0	0	0	2	1	1	7	0	0	0
2023	.293	.379	.767	1.146	48	47	133	29	39	6	0	19	35	18	1	41	1	1	0
2024	.200	.333	.200	.533	10	8	15	0	3	0	0	0	1	3	0	6	0	0	0
Career	.268	.361	.634	.995	114	66	213	48	57	6	0	24	54	30	3	68	3	1	2



SUN DEVIL HITTER NOTES



3 LIBBY WALSH

INF • R/R • 5-7 • Freshman
Plainville, Mass. / King Philip Regional

.229 AVG	.684 OPS	1 HR	9 RBI
Sun Devil Classic	2-12 .453 OPS	0 HR	2 RBI
Last 10	5-23 .569 OPS	0 HR	7 RBI
Current Streak	0-6 (3 games)		

- Had two hits, including a double and an RBI in game one of UTEP doubleheader on February 21
- Knocked in two runs during a two-hit performance against Ohio State on February 23
- Connected on her first career home run in first multi-hit game against Illinois State
- Drove in four runs and stole a base against Memphis

CAREER STATISTICS

SEASON	AVG	OBP	SLG	OPS	GP	GS	AB	R	H	2B	3B	HR	RBI	BB	HBP	SO	SF	SH	SB
2024	.229	.341	.343	.684	17	15	35	7	8	1	0	1	9	3	3	9	0	2	4



44 TANYA WINDLE

OF • L/R • 5-6 • Sophomore
Peoria, Ariz. / Cactus / Utah Tech

.413 AVG	.908 OPS	0 HR	6 RBI
Sun Devil Classic	10-19 1.177 OPS	0 HR	3 RBI
Last 10	13-31 .941 OPS	0 HR	5 RBI
Current Streak	1 game (2-3)		

- Is tied for the team lead with six multi-hit games, including a pair of outings with three hits
- Went 3-for-5 with a double, two runs, and two stolen bases against Ohio State on February 23
- Had two hits – including a double – and three RBIs in the win over Utah Valley n February 24
- Her .428 career batting average is fifth among active NCAA players with a minimum 100 at bats

CAREER STATISTICS

SEASON	AVG	OBP	SLG	OPS	GP	GS	AB	R	H	2B	3B	HR	RBI	BB	HBP	SO	SF	SH	SB
2023 (Utah Tech)	.432	.505	.636	1.141	53	53	176	53	76	10	7	4	33	22	6	12	2	1	16
2024	.413	.451	.457	.908	15	15	46	13	19	2	0	0	6	3	1	3	1	0	6
Career	.428	.494	.599	1.093	68	68	222	66	95	12	7	4	39	25	7	15	3	1	22



SUN DEVILS IN THE CIRCLE

	W-L	ERA	IP	H	R	ER	BB	SO	BAA	WHIP
Starters	6-4	5.15	70.2	98	60	52	29	63	.317	1.80
Relievers	5-2	2.68	44.1	43	28	17	10	36	.253	1.20
BY MONTH	W-L	ERA	IP	H	R	ER	BB	SO	BAA	WHIP
February	11-6	4.20	115.0	141	88	69	39	99	.294	1.57
March										
April										
May										
BY LOCATION	W-L	ERA	IP	H	R	ER	BB	SO	BAA	WHIP
Home	11-6	4.20	115.0	141	88	69	39	99	.294	1.57
Away										
Neutral										
BY OPPONENT	W-L	ERA	IP	H	R	ER	BB	SO	BAA	WHIP
Arizona										
ASU Invitational										
California										
Grand Canyon										
Kajikawa Classic	2-2	2.96	26.0	26	13	11	13	35	.257	1.50
Littlewood Classic	3-2	5.55	29.0	39	24	23	10	19	.310	1.69
Oregon										
Oregon State										
San Diego										
Stanford										
Sun Devil Classic	4-2	3.96	46.0	57	39	26	12	38	.302	1.50
UCLA										
Utah										
UTEP	2-0	4.50	14.0	19	12	9	4	7	.302	1.64
Washington										

STRIKEOUTS & WALKS

PITCHER	K	K%	KL	KL%	K/7	SEASON HIGH	CAREER HIGH	BB	BB%	K/BB
Jones	17	16.67%	6	35.29%	5.67	5	12	8	7.84%	2.13
Lauppe	4	6.78%	0	0.00%	2.55	3	3	5	8.47%	0.80
Magee	17	27.42%	3	17.65%	9.39	11	11	8	12.90%	2.13
Osborne	40	21.51%	3	7.50%	6.83	10	10	13	6.99%	3.08
Schuld	21	16.28%	3	14.29%	5.01	5	10	5	3.88%	4.20
TEAM TOTALS	99	18.40%	15	15.15%	6.03			39	7.25%	2.54

K% = K/BF KL% = KL/K BB% = BB/BF

SCORELESS INNINGS

SCORELESS INNINGS PITCHED	Total
Marissa Schuld	25
Mac Osborne	24
Deborah Jones	14
Kylee Magee	8
Meika Lauppe	4
TOTAL	75

SCORELESS INNINGS STREAK

	Active	Season	Career
Deborah Jones		4.0	12.0
Meika Lauppe		2.1	2.1
Kylee Magee	3.0	5.2	6.2
Mac Osborne		7.2	12.0
Marissa Schuld		7.0	16.2

PERFECT INNINGS PITCHED

	Total
Marissa Schuld	9
Mac Osborne	8
Deborah Jones	7
Kylee Magee	1
Meika Lauppe	
TOTAL	25

SUN DEVILS IN THE CIRCLE

INDIVIDUAL BREAKDOWN

STARTING PITCHERS *Stats are for starts only.*

PITCHER	GS	IP	IP/ GS	TP/ GS	W-L	ERA	BAA	WHIP	BB/7	K/7	AFTER LOSS
Deborah Jones	2	6.2	3.33	75.00	0-1	12.60	.406	2.55	4.20	3.15	0-0
Meika Lauppe	1	5.0	5.00	87.00	1-0	5.60	.400	2.40	2.80	4.20	0-0
Kylee Magee	3	12.2	4.22	91.67	1-1	3.32	.255	1.66	4.42	9.39	1-0
Mac Osborne	7	26.2	3.81	66.57	3-2	4.73	.328	1.91	2.89	8.14	3-0
Marissa Schuld	4	19.2	4.92	75.00	1-0	4.27	.278	1.32	1.42	3.20	0-0
TOTALS	17	70.2	4.16	75.18	4-2	5.15	.317	1.80	2.87	6.24	4-0

INNINGS	TEAM	Jones	Lauppe	Magee	Osborne	Schuld
0.0-3.2	1 (0-1)	2 (0-1)		2 (1-1)	3 (0-2)	1 (0-1)
4.0-4.2	1 (1-0)				1 (1-0)	1 (0-0)
5.0-5.2	1 (1-0)		1 (1-0)		3 (2-0)	
6.0-6.2	(0-0)					1 (0-0)
7.0+	1 (0-1)			1 (0-1)		1 (1-0)
Total Starts	4 (2-2)	3 (0-2)	1 (1-0)	3 (1-2)	7 (3-2)	4 (1-1)
Run Support	67	3	13	9	32	10
RS/7	6.64	3.15	18.20	4.97	8.40	3.56
Team Record when Starting		1-1	1-0	1-2	4-3	4-0





FROM THE BULLPEN *Stats are for relief appearances only.*

PITCHER	APP	IP	W-L	SV	ERA	BAA	WHIP	BB/7	K/7	1ST BATTER FACED				INHERITED RUNNERS		
										AB	H	AVG	K	RI	LOB	PCT
Deborah Jones	4	14.1	1-0	1	4.40	.305	1.53	1.95	6.84	5	2	.000	3	6	4	.667
Meika Lauppe	4	6.0	1-0	0	1.17	.333	2.00	3.50	1.17	2	0	.000	0	5		.000
Kylee Magee												.000				.000
Mac Osborne	4	14.1	3-0	0	0.98	.130	0.56	0.98	4.40	5	0	.000	1			.000
Marissa Schuld	5	9.2	0-2	1	3.62	.263	1.14	0.72	8.69	5	0	.000	3	8	6	.750
TOTALS	17	44.1	2-2	2	2.68	.253	1.20	1.58	5.68	17	2	.118	7	19	10	.526



9 CAREER

This image shows a single sheet of white paper with horizontal blue or grey ruling lines. The lines are evenly spaced and run across the width of the page. On the left side, there is a vertical red margin line. The paper appears to be part of a notebook or binder, as evidenced by the dark binding visible along the top and right edges. There is no handwriting or other markings on the page.





-  Had surgery on February 6 and is expected to miss the 2024 season
-  During her first season in Tempe in 2023, led the Sun Devils in appearances with 31 (five starts)
-  Finished the season with a 10-2 record and a 4.35 ERA with 76 strikeouts in 74 innings
-  Logged a career-high nine strikeouts and also had her first career shutout and complete game against Memphis in her Sun Devil debut

SEASON	ERA	WHIP	BAVG	K/7	W	L	APP	GS	CG	SHO	SV	IP	H	R	ER	BB	SO	2B	3B	HR
2022 (Tulsa)	6.78	2.16	.285	5.98	3	7	22	9	0	0	0	52.2	63	66	51	51	45	16	2	9
2023	4.35	1.59	.245	7.19	10	2	31	4	1	1	0	74.0	71	57	46	47	76	4	1	9
2024	0.00	0.00	.000	0.00																
Career	5.36	1.83	.262	6.69	13	9	53	13	1	1	0	126.2	134	123	97	98	121	20	3	18
• at Arizona State	4.35	1.59	.245	7.19	10	2	31	4	1	1	0	74.0	71	57	46	47	76	4	1	9



29 CAREER

F16	Virginia Tech	*	L	3.1	9	9	9	2	1	85
F21	UTEP-1		W	5.1	8	6	4	2	4	111
F22	Texas State			3.2	4	3	2	2	5	70
F23	Seton Hall		S	2.0	2	0	0	0	3	27
F24	Utah Valley	*		3.1	4	3	3	2	2	65
F25	New Mexico State			3.1	4	3	3	0	2	47

-  Earned her first win of the season with 5.1 innings of relief against UTEP on February 21
-  Pitched two scoreless innings to record the save against Seton Hall on February 23
-  Took a no-decision after starting the game against Utah Valley on February 24
-  Recorded her first win as a Sun Devil in 2023 against Illinois State, pitching three scoreless innings in relief, allowing only one walk and striking out five

SEASON	ERA	WHIP	BAVG	K/7	W	L	APP	GS	CG	SHO	SV	IP	H	R	ER	BB	SO	2B	3B	HR
2020 (Ball State)	1.63	1.19	.221	5.61	7	2	14	11	4	2	0	68.2	55	23	16	27	55	6	1	3
2021 (Ball State)	3.64	1.56	.261	4.95	12	7	30	16	6	2	3	111.2	114	72	58	60	79	22	0	8
2022 (Ball State)	2.52	1.37	.225	6.29	6	8	25	17	8	3	1	105.2	91	57	38	54	95	14	0	6
2023	3.13	1.57	.281	5.33	2	1	15	0	0	0	0	22.1	25	12	10	10	17	4	0	0
2024	7.00	1.86	.341	5.67	1	1	6	2	0	0	1	21.0	31	24	21	8	17	6	0	4
Career	3.04	1.44	.249	5.59	28	19	90	46	18	7	5	329.1	316	188	143	159	263	52	1	21
• at Arizona State	5.01	1.71	.311	5.49	3	2	21	2	0	0	1	43.1	56	36	31	18	34	10	0	4



SUN DEVIL PITCHER NOTES



27 MEIKA LAUPPE

RHP • R/R • 5-10 • Freshman
Pleasant Grove, Calif. / East Nicolaus

3.18 ERA 2.18 WHIP 2-0 W-L

.365 OPP AVG 2.55 K/7 3.18 BB/7

5+ Strikeouts SEASON CAREER

4+ IP & 2 ER of less SEASON CAREER

Allowed one run in 2.2 innings of relief to earn the win over Utah Valley on February 24

Earned first career with – in first career start – by recording three strikeouts against Memphis on February 17

Held No. 21 Virginia Tech scoreless in 1.2 innings of relief on February 16

Went 0.2 innings with a strikeout in her collegiate debut against St. Thomas

date	opponent	gs	dec	ip	h	r	er	bb	k	np
F9	St. Thomas (MN)			0.2	1	0	0	2	1	21
F16	Virginia Tech			1.2	2	0	0	1	0	17
F17	Memphis	*	W	5.0	10	5	4	2	3	87
F22	Texas State			1.0	4	4	0	0	0	16
F24	Utah Valley	W		2.2	2	1	1	0	0	33

CAREER STATISTICS

SEASON	ERA	WHIP	BAVG	K/7	W	L	APP	GS	CG	SHO	SV	IP	H	R	ER	BB	SO	2B	3B	HR
2024	3.18	2.18	.365	2.55	2	0	5	1	1	0	0	11.0	19	10	5	5	4	7	0	0



31 KYLEE MAGEE

RHP • R/R • 5-9 • Sophomore
Anaheim, Calif. / Canyon

3.32 ERA 1.66 WHIP 1-1 W-L

.255 OPP AVG 9.39 K/7 4.42 BB/7

5+ Strikeouts 1 SEASON 5 CAREER

4+ IP & 2 ER of less 1 SEASON 7 CAREER

Picked up first win of the season by holding Illinois State to one hit over three scoreless innings

Allowed just two runs with a career-high 11 strikeouts in a complete game outing against No. 20 Northwestern

It was the first time a Sun Devil pitcher had 10-plus strikeouts in a game since March 15, 2022

Games was her seventh with two earned runs or fewer and four-plus innings pitched and her fifth with five-plus strikeouts

date	opponent	gs	dec	ip	h	r	er	bb	k	np
F9	Northwestern	*	L	7.0	7	2	2	5	11	151
F10	Boise State	*		2.2	5	4	4	1	2	65
F16	Illinois State	*	W	3.0	1	0	0	2	4	59

CAREER STATISTICS

SEASON	ERA	WHIP	BAVG	K/7	W	L	APP	GS	CG	SHO	SV	IP	H	R	ER	BB	SO	2B	3B	HR
2023	3.64	1.79	.278	5.51	4	6	21	20	3	2	0	75.0	82	54	39	52	59	12	1	4
2024	3.32	1.66	.255	9.39	1	1	3	3	1	0	0	12.2	13	6	6	8	17	1	0	4
Career	3.59	1.77	.275	6.07	5	7	24	23	4	2	0	87.2	95	60	45	60	76	13	1	8



SUN DEVIL PITCHER NOTES



11 MAC OSBORNE

RHP • R/R • 5-9 • Senior
Richlands, Va. / Richlands / Virginia Tech

3.41 ERA	1.44 WHIP	6-2 W-L
.274 OPP AVG	6.83 K/7	2.22 BB/7
5+ Strikeouts	4 SEASON	10 CAREER
4 IP & 2 ER of less	5 SEASON	18 CAREER

- Is second in the Pac-12 in starts (7) and wins (6), while placing fourth in strikeouts (40), and seventh in strikeouts per game (6.83)
- Earned the win against Seton Hall on February 23 by holding the Pirates to two runs on 5.0 innings with six strikeouts
- Was the winner against Idaho State on February 24 after pitching two scoreless innings with two strikeouts
- Set a career high with 10 strikeouts while allowing only two hits in a complete game victory over Maine on February 10

CAREER STATISTICS

SEASON	ERA	WHIP	BAVG	K/7	W	L	APP	GS	CG	SHO	SV	IP	H	R	ER	BB	SO	2B	3B	HR
2021 (Va. Tech)	2.76	1.16	.247	3.37	2	1	15	5	1	0	0	45.2	43	21	18	10	22	6	1	7
2022 (Va. Tech)	4.88	1.60	.259	4.40	2	0	6	1	0	0	0	14.1	14	10	10	9	9	3	0	2
2023	3.82	1.59	.270	5.06	4	11	23	19	4	3	0	84.1	93	60	46	41	61	10	1	6
2024	3.41	1.44	.274	6.83	6	2	11	7	1	0	0	41.0	46	30	20	13	40	7	0	0
Career	3.55	1.45	.265	4.99	14	14	55	32	6	3	0	185.1	196	121	94	73	132	26	2	15
• at Arizona State	3.69	1.54	.271	5.64	10	13	34	26	5	3	0	125.1	139	90	66	54	101	17	1	6

date	opponent	gs	dec	ip	h	r	er	bb	k	np
F9	St. Thomas (MN)	*	W	4.0	6	4	4	4	4	84
F10	Maine	*	W	5.0	2	1	0	1	10	67
F15	BYU		W	5.0	3	1	1	0	1	68
F16	Illinois State			2.0	0	0	0	0	1	22
F17	Cal State Fullerton	*		5.2	7	2	2	2	5	91
F21	UTEP-1	*		1.2	7	6	5	1	1	47
F22	Texas State	*	L	2.1	9	5	2	0	2	42
F23	Seton Hall	*	W	5.0	4	2	2	3	6	84
F23	Ohio State		W	5.1	3	4	1	1	5	66
F24	Idaho State		W	2.0	0	0	0	1	2	25
F25	New Mexico State	*	L	3.0	5	5	3	0	3	51



8 MARISSA SCHULD

RHP/UTL • R/R • 5-3 • Graduate
Scottsdale, Ariz. / Pinnacle / Arizona

4.06 ERA	1.26 WHIP	1-2 W-L
.274 OPP AVG	5.01 K/7	1.19 BB/7
5+ Strikeouts	1 SEASON	10 CAREER
4 IP & 2 ER of less	3 SEASON	16 CAREER

- Pitched her second career shutout with just four hits allowed in game two of the UTEP doubleheader on February 21
- Earned her first save of the season – and ninth of her career – in the win over St. Thomas on February 10
- Held the Tommies to just one hit with two strikeouts in the final 2.1 innings, including stranding three inherited runners
- Is tied for 14th among active NCAA pitchers with her nine career saves and the total is fifth in Sun Devil history

CAREER STATISTICS

SEASON	ERA	WHIP	BAVG	K/7	W	L	APP	GS	CG	SHO	SV	IP	H	R	ER	BB	SO	2B	3B	HR
2019 (Arizona)	0.48	0.95	.232	3.82	2	0	5	2	0	0	0	14.2	13	4	1	1	8	0	0	0
2020 (Arizona)	0.00	0.67	.182	4.67	0	0	3	0	0	0	0	3.0	2	0	0	0	2	1	0	0
2022	2.09	0.90	.215	7.48	10	2	27	10	4	1	3	87.0	70	31	26	8	93	10	1	12
2023	3.93	1.30	.267	5.01	2	6	25	5	1	0	5	51.2	55	32	29	12	37	11	2	8
2024	4.06	1.26	.274	5.01	1	2	9	4	1	1	1	29.1	32	18	17	5	21	3	1	8
Career	2.75	1.07	.240	6.07	15	10	69	21	6	2	9	185.2	172	85	73	26	161	25	4	28
• at Arizona State	3.00	1.08	.242	6.29	13	10	61	19	6	2	9	168.0	157	81	72	25	151	24	4	28

date	opponent	gs	dec	ip	h	r	er	bb	k	np
F9	St. Thomas (MN)		S	2.1	1	0	0	0	2	33
F10	Boise State		L	4.1	4	2	1	0	5	66
F15	BYU	*		2.0	5	5	5	0	0	49
F17	Cal State Fullerton		L	1.1	2	2	2	1	4	30
F21	UTEP-2	*	W	7.0	4	0	0	1	2	84
F23	Ohio State	*		4.2	7	6	6	2	4	88
F24	Utah Valley			1.0	1	0	0	0	0	9
F24	Idaho State	*		6.0	6	1	1	1	3	79
F25	New Mexico State			0.2	2	2	2	0	1	21



TOP GAME CHANGING PLAYS OF SEASON

Win probability calculations courtesy D1Softball.com and 6-4-3 Charts

Date	Opponent	Score	Inning	Bases	Outs	Play	Before	After	Change	Final
Feb 16	BYU	0-2	B1	Loaded	2	Kinch grand slam	33.78	79.54	45.76	10-6
Feb 23	Ohio State	6-7	B8	2nd	1	Walsh RBI single	30.70	72.73	42.03	12-10
Feb 23	Ohio State	5-6	B7	1st & 3rd	2	Lissy RBI single	22.30	60.87	38.57	12-10
Feb 23	Ohio State	10-10	B10	1st	1	Kinch 2-run home run	66.20	100.00	33.80	12-10
Feb 23	Ohio State	7-9	B9	2nd & 3rd	0	Hall 2-run single	46.40	74.59	28.19	12-10
Feb 21	UTEP-1	4-6	B3	2nd & 3rd	1	Lissy 2-run triple	43.35	71.24	27.89	13-12
Feb 21	UTEP-2	0-0	T3	Loaded	2	Schuld forces fly out	51.26	77.28	26.02	3-0
Feb 23	Seton Hall	0-1	B5	2nd	1	Lewis RBI double	46.52	68.26	21.74	4-2
Feb 10	Maine	0-0	B2	1st	1	Cunningham 2-run home run	63.26	84.79	21.53	9-1
Feb 23	Seton Hall	1-1	B5	2nd	2	Acuna RBI single	61.14	82.10	20.96	4-2
Feb 23	Ohio State	9-10	B10	3rd	1	Walsh RBI single	45.88	66.20	20.32	12-10
Feb 25	New Mexico State	2-2	B2	2nd	2	Acuna 2-run home run	62.26	82.31	20.05	8-10
Feb 25	New Mexico State	6-6	B5	2nd	2	LeClair RBI triple	60.28	80.22	19.94	8-10
Feb 16	Illinois State	0-0	B1	1st	0	Denby single, advanced to third on error, Windle scores	73.75	92.45	18.70	8-0
Feb 25	New Mexico State	0-2	B1	1st	2	Denby RBI triple	31.10	49.72	18.62	8-10
Feb 9	St. Thomas	0-2	B1	2nd	0	Denby solo home run	50.66	68.86	18.20	9-4
Feb 23	Ohio State	4-6	B7	1st & 2nd	1	Windle single & advance on throw, LeClair advances to 3rd	20.82	37.95	17.13	12-10
Feb 21	UTEP-1	3-6	B3	1st & 2nd	1	Acuna reaches on FC, Hall scores on error	26.76	43.70	16.94	13-12
Feb 25	New Mexico State	1-2	B1	3rd	1	Lissy RBI triple	49.72	66.03	16.31	8-10
Feb 16	BYU	8-5	T6	Loaded	0	Osborne induces 6-4-3 double play	73.12	89.25	16.13	10-6
Feb 17	Memphis	2-3	B1	Loaded	1	Swan RBI single	63.31	79.04	15.73	13-5
Feb 9	St. Thomas	0-0	T1	2nd	0	Swan throws out base stealer	42.60	57.99	15.39	9-4
Feb 24	Idaho State	1-1	B8	Loaded	1	Cunningham grand slam	84.66	100.00	15.34	5-1
Feb 21	UTEP-1	0-2	B1	2nd	0	Denby 2-run home run	49.04	64.25	15.21	13-12
Feb 23	Ohio State	4-6	B7	1st	0	LeClair advances to 2nd on wild pitch	19.23	33.97	14.74	12-10

LOWEST WIN PROBABILITY IN VICTORIES

Date	Opponent	Score	Inning	Bases	Outs	Win Prob
Feb 9	St. Thomas	0-2	T1	2nd	2	31.63
Feb 10	Maine	0-0	T1	1st	0	53.60
Feb 16	BYU	0-2	T1	1st	1	25.33
Feb 16	Illinois State	0-0	T1	1st & 2nd	2	61.67
Feb 17	Memphis	0-3	B1	Empty	1	24.44
Feb 21	UTEP-1	3-6	B2	Empty	0	15.01
Feb 21	UTEP-2	0-0	T3	1st & 2nd	1	45.97
Feb 23	Seton Hall	0-1	B4	2nd	2	34.01
Feb 23	Ohio State	0-6	T5	Empty	2	0.77
Feb 24	Utah Valley	0-0	T1	Empty	0	58.19
Feb 24	Idaho State	1-1	T8	2nd	0	44.47



HIGHS & LOWS

TEAM BATTING

Most Runs - Sun Devils	13	(2x) vs. UTEP-1 (Feb 21)
Most Runs - Opp	12	(2x) vs. Texas State (Feb 22)
Most Runs - Both Teams	25	vs. UTEP-1 (Feb 21)
Most Runs - Inning - Sun Devils	10	vs. Memphis (Feb 17)
Most Runs - Inning - Opp	6	vs. Texas State (Feb 22)
Most Hits - Sun Devils	13	(3x) vs. Utah Valleu (Feb 24)
Most Hits - Opp	15	vs. UTEP-1 (Feb 21)
Most Hits - Both Teams	28	vs. UTEP-1 (Feb 21)
Fewest Hits - Sun Devils	2	vs. Virginia Tech (Feb 16)
Most Extra-Base Hits - Sun Devils	8	vs. New Mexico State (Feb 25)
Most Extra-Base Hits - Opp	6	vs. Virginia Tech (Feb 16)
Most Singles - Sun Devils	10	(2x) vs. Ohio State (Feb 23)
Most Doubles - Sun Devils	5	vs. Boise State (Feb 10)
Most Triples - Sun Devils	3	vs. New Mexico State (Feb 25)
Most Home Runs - Sun Devils	2	(5x) vs. New Mexico State (Feb 25)
Most Home Runs - Opp	4	vs. Boise State (Feb 10)
Most Stolen Bases - Sun Devils	6	vs. Memphis (Feb 17)
Most Stolen Bases - Opp	2	vs. Memphis (Feb 17)
Most Left on Base - Sun Devils	13	vs. Cal State Fullerton (Feb 17)
Most Left on Base - Opp	10	(2x) vs. Cal State Fullerton (Feb 17)

TEAM PITCHING & DEFENSE

Most Strikeouts - Sun Devils	11	vs. Northwestern (Feb 9)
Most Strikeouts - Opp	11	(2x) vs. Ohio State (Feb 23)
Fewest Strikeouts - Sun Devils	1	(2x) vs. Virginia Tech (Feb 16)
Fewest Strikeouts - Opp	1	(2x) vs. UTEP-2 (Feb 21)
Most Walks - Sun Devils	6	vs. St. Thomas (Feb 9)
Most Walks - Opp	6	(4x) vs. UTEP-1 (Feb 21)
Fewest Walks - Sun Devils	0	(2x) vs. New Mexico State (Feb 25)
Fewest Walks - Opp	1	(4x) vs. Seton Hall (Feb 23)
Fewest Hits Allowed - Sun Devils	1	vs. Illinois State (Feb 16)
Most Errors - Sun Devils	3	vs. Texas State (Feb 22)
Most Errors - Opp	3	vs. UTEP-1 (Feb 21)
Most Double Plays - Sun Devils	2	vs. St. Thomas (Feb 9)
Most Double Plays - Opp	2	vs. Utah Valley (Feb 24)

TEAM MISCELLANEOUS

Longest Winning Streak	4	Feb 23 – Feb 24
Longest Losing Streak	1*	(6x) Feb 25
Longest Game - Innings	10	vs. Ohio State (Feb 23)
Longest Game - Time (Overall)	3:11	vs. Ohio State (Feb 23)
Longest Game - Time (7-inn game)	2:47	vs. Cal State Fullerton (Feb 17)
Shortest Game - Time (Overall)	1:21	vs. Illinois State (Feb 16)
Shortest Game - Time (7-inn game)	1:58	(2x) vs. Seton Hall (Feb 23)
Largest Crowd (Home)	1055	vs. UTEP (DH) (Feb 21)
Largest Crowd (Road)		
Consecutive Games - Home Run	4*	Feb 23 – Feb 25
Consecutive Games - XBH	16*	Feb 9 – Feb 25
Consecutive Games - Stolen Base	5*	(2x) Feb 23 – Feb 25
Consecutive Errorless Games	1	(3x) Feb 23

INDIVIDUAL BATTING

At Bats	5 (4x)	Makenzie Macfarlane vs. Ohio State (Feb 23)
Most Runs	3 (5x)	Yannixa Acuna vs. Utah Valley (Feb 24)
Most Hits	3 (8x)	Yannixa Acuna vs. New Mexico State (Feb 25)
Most RBIs	4 (4x)	Shannon Cunningham vs. Idaho State (Feb 24)
Most Doubles	2	Hall,Kelsey vs Memphis (Feb 17)
Most Triples	1 (9x)	Audrey LeClair vs. New Mexico State (Feb 25)
Most Home Runs	2	Alesia Denby vs St. Thomas (Feb 9)
Most Total Bases	8	Alesia Denby vs St. Thomas (Feb 9)
Most Walks	3	Kelsey Hall vs. UTEP-1 (Feb 21)
Most Stolen Bases	2 (8x)	Kayla Lissy vs. Utah Valley (Feb 24)

INDIVIDUAL FIELDING

Most Putouts	13	Shannon Cunningham vs BYU (Feb 15)
Most Assists	6	Kayla Lissy vs. Ohio State (Feb 23)
Most Errors	2 (2x)	Kayla Lissy vs Cal State Fullerton (Feb 17)

INDIVIDUAL PITCHING

Most Strikeouts	11	Kylee Magee vs Northwestern (Feb 9)
Most IP	7.0 (2x)	Marissa Schuld vs. UTEP-2 (Feb 21)
Fewest Hits - CG	2	Osborne,Mac vs Maine (Feb 10)
Most Hits Allowed	10	Meika Lauppe vs Memphis (Feb 17)
Most Runs Allowed	9	Deborah Jones vs Virginia Tech (Feb 16)
Most ER Allowed	9	Deborah Jones vs Virginia Tech (Feb 16)
Most Walks	5	Kylee Magee vs Northwestern (Feb 9)

THE LAST TIME

BATTING

AN ASU TEAM

Had 10+ hits	12 vs. New Mexico State (2/25/24)
Had 15+ hits	15 vs. San Diego State (5/21/22)
Scored 5+ runs	8 vs. New Mexico State (2/25/24)
Scored 10+ runs	12 vs. Ohio State (2/23/24)
Scored 15+ runs	15 vs. Michigan State (3/4/23)
Scored 20+ runs	21 vs. Grand Canyon (4/6/21)
Hit 4+ doubles	4 vs. Memphis (2/17/24)
Hit a triple	vs. New Mexico State (2/25/24)
Hit 2+ triples	3 vs. New Mexico State (2/25/24)
Hit 2+ home runs	2 vs. New Mexico State (2/25/24)
Hit 3+ home runs	3 at Oregon State (5/5/23)
Hit 4+ home runs	4 vs. Boise State (3/4/23)
Hit 5+ home runs	6 vs. UTEP (3/6/21)
Hit 6+ home runs	6 vs. UTEP (3/6/21)
Stole 4+ bases	5 vs. Utah Valley (2/24/24)
10+ Runners LOB	13 vs. Cal State Fullerton (2/17/24)

A SUN DEVIL PLAYER

Had 3+ hits	Yannixa Acuna vs. New Mexico State (2/25/24)
Had 4+ hits	Jazmine Hill [4] vs. Northwestern (5/28/22)
Scored 3+ runs	Yannixa Acuna [3] vs. Utah Valley (2/24/24)
Scored 4+ runs	Jazmine Hill [4] vs. Illinois State (2/19/22)
Had 3+ RBIs	Shannon Cunningham [4] vs. Idaho State (2/24/24)
Had 4+ RBIs	Shannon Cunningham [4] vs. Idaho State (2/24/24)
Had 5+ RBIs	Jazmine Hill [7] vs. Michigan State (3/4/23)
Had 6+ RBIs	Jazmine Hill [7] vs. Michigan State (3/4/23)
Had 7+ RBIs	Jazmine Hill [7] vs. Michigan State (3/4/23)
Hit 2+ doubles	Kelsey Hall [2] vs. Memphis (2/17/24)
Hit a triple	Audrey LeClair vs. New Mexico State (2/25/24)
Hit 2+ triples	Makenna Harper [2] vs. CSUN (2/9/23)
Hit 2+ home runs	Alesia Denby [2] vs. St. Thomas (2/9/24)
Hit walk-off home run	Shannon Cunningham vs. Idaho State (2/24/24)
Hit a grand slam	Shannon Cunningham vs. Idaho State (2/24/24)
Led off 1st inn. with HR	Yanni Acuña at California (3/24/23)
Stole 3+ bases	Yanni Acuña [5] at Utah (4/8/23)
Stole 4+ bases	Yanni Acuña [5] at Utah (4/8/23)
Stole 5+ bases	Yanni Acuña [5] at Utah (4/8/23)
Drew 3+ walks	Cydney Sanders [3] vs. Northwestern (5/29/22)
Drew 4+ walks	Cheyenne Coyle [4] vs. Arizona (3/30/14)

AN OPPOSING TEAM

Had 10+ hits	11 vs. New Mexico State (2/25/24)
Had 15+ hits	15 vs. UTEP-1 (2/21/24)
Scored 5+ runs	10 vs. New Mexico State (2/25/24)
Scored 10+ runs	10 vs. New Mexico State (2/25/24)
Scored 15+ runs	15 vs. Arizona (4/17/21)
Hit 4+ doubles	4 vs. Memphis (2/17/24)
Hit a triple	vs. Cal State Fullerton (2/17/24)
Hit 2+ triples	2 vs. Washington (3/31/23)
Hit 2+ home runs	2 vs. New Mexico State (2/25/24)
Stole 4+ bases	4 vs. Washington (4/2/23)
10+ Runners LOB	10 vs. Cal State Fullerton (2/17/24)

AN OPPOSING PLAYER

Had 3+ hits	Dezianna Patmon [3] vs. New Mexico State (2/25/24)
Had 4+ hits	Megan Grant [4] at UCLA (4/21/23)
Scored 3+ runs	Dezianna Patmon [3] vs. New Mexico State (2/25/24)
Had 3+ RBIs	Dezianna Patmon [4] vs. New Mexico State (2/25/24)
Hit 2+ doubles	Madison Berner [2] vs. Memphis (2/17/24)
Hit a triple	Peyton Toto vs. Cal State Fullerton (2/17/24)
Hit 2+ home runs	Sydney Groves [2] vs. Boise State (2/10/24)

PITCHING

AN ASU TEAM

Threw a no-hitter	vs. Arizona [5 inn.] (3/27/22)
Threw a perfect game	vs. Arizona [5 inn.] (3/27/22)
Threw a shutout	vs. UTEP-2 (2/21/24)
Recorded 10+ strikeouts	10 vs. Maine (2/10/24)
Recorded 15+ strikeouts	15 vs. Cal State Fullerton (2/23/20)

A SUN DEVIL PLAYER

Threw a no-hitter	Marissa Schuld vs. Arizona [5 inn.] (3/27/22)
Threw a perfect game	Marissa Schuld vs. Arizona [5 inn.] (3/27/22)
Threw a shutout	Marissa Schuld vs. UTEP-2 (2/21/24)
Recorded 10+ strikeouts	Mac Osborne [10] vs. Maine (2/10/24)
Recorded 15+ strikeouts	Giselle Juarez [15] at Oregon State (4/8/18)
Gave up 10+ hits	Meika Lauppe vs. Memphis (2/17/24)
Walked 5+ batters	Kylee Magee [5] vs. Northwestern (2/9/24)

AN OPPOSING TEAM

Threw a no-hitter	vs. UCF (3/17/23)
Threw a shutout	vs. Virginia Tech (2/16/24)
Recorded 10+ strikeouts	11 vs. Ohio State (2/23/24)
Recorded 15+ strikeouts	15 at Oklahoma State (3/17/23)

AN OPPOSING PLAYER

Threw a no-hitter	Grace Jewell vs. UCF (3/17/23)
Threw a shutout	Emma Lemley vs. Virginia Tech (2/16/24)
Recorded 10+ strikeouts	Ashley Miller [11] vs. Northwestern (2/9/24)
Recorded 15+ strikeouts	Kelly Maxwell [15] at Oklahoma State (3/17/23)
Gave up 10+ hits	Jessica Mullins [10] vs. Texas State (2/22/24)
Walked 5+ batters	Ruby Meylan [5] vs. Washington (4/2/23)

FIELDING

AN ASU TEAM

Did not commit an error	vs. Seton Hall (2/23/24)
Committed 2+ errors	3 vs. Texas State (2/22/24)
Turned a double play	vs. Idaho State (2/23/24)
Turned a triple play	

A SUN DEVIL PLAYER

Recorded 10+ putouts	Shannon Cunningham [11] vs. Idaho State (2/24/24)
Recorded 15+ putouts	Cydney Sanders [19] vs. Northwestern (5/27/22)
Recorded 5+ assists	Libby Walsh [5] vs. Idaho State (2/24/24)
Committed 2+ errors	Kayla Lissy [2] vs. Cal State Fullerton (2/17/24)

AN OPPOSING TEAM

Did not commit an error	vs. Memphis (2/17/24)
Committed 2+ errors	2 vs. Texas State (2/22/24)
Turned a double play	vs. Idaho State (2/24/24)
Turned a triple play	

AN OPPOSING PLAYER

Recorded 10+ putouts	Angelica Cano [11] vs. Idaho State (2/24/24)
Recorded 15+ putouts	Tuck [15] at Oklahoma State (3/17/23)
Recorded 5+ assists	Skylar Sethman [6] vs. Idaho State (2/24/24)
Committed 2+ errors	Aliya Belarde [2] at Utah (4/8/23)

MISCELLANEOUS

AN ASU TEAM

Won in extra-innings	5-1 [8] vs. Idaho State (2/24/24)
Won by run-rule	13-5 [5] vs. Memphis (2/17/24)
6+ runs in an inning	7 vs. UTEP-1 (2/21/24)
10+ runs in an inning	10 vs. Memphis (2/17/24)



STARTERS SUMMARY

2024 BY LINEUP POSITION										CAREER BY SEASON					
PLAYER	1ST	2ND	3RD	4TH	5TH	6TH	7TH	8TH	9TH	2020	2021	2022	2023	2024	CAREER
Alesia Denby		11	2	4						25	49	55	54	17	200
Makenzie Macfarlane						2	2	1		24	40	35	44	5	148
Kayla Lissy	2	1			5	4	3		2		47	35	37	17	136
Sara Kinch			1	6	1	3	2				42	51	23	13	129
Kelsey Hall			13	3	1					23	3	38	35	17	116
Audrey LeClair		1							3	0	0	43	47	4	94
Tanya Windle	10	4	1										53	15	68
Jordyn VanHook				1	1	2	1	3		1	9	1	47	8	66
Shannon Cunningham				3	4	3	2						11	12	23
Yaya Acuña	5				4	2	2		2				0	15	15
Libby Walsh							1	8	6					15	15
Marissa Schuld							1						11	1	12
Samantha Swan					1		2	3						6	6
Ayden Allen						1	1	2					0	4	4
Jada Lewis									4					4	4

LEFT FIELD

Acuña,Yannixa 15 (10-5)
 Lewis,Jada 2 (1-1)

CENTER FIELD

Hall,Kelsey 15 (9-6)
 Lewis,Jada 1 (1-0)
 LeClair,Audrey 1 (1-0)

RIGHT FIELD

Windle,Tanya 12 (7-5)
 Hall,Kelsey 2 (2-0)
 Allen,Ayden 1 (0-1)
 Cunningham,Shannon 1 (1-0)
 Lewis,Jada 1 (1-0)

SHORTSTOP

Denby,Alesia 17 (11-6)

SECOND BASE

Walsh,Libby 15 (11-4)
 LeClair,Audrey 2 (0-2)

THIRD BASE

Lissy,Kayla 17 (11-6)

FIRST BASE

Cunningham,Shannon 11 (7-4)
 Allen,Ayden 3 (2-1)
 Macfarlane,Makenzie 3 (2-1)

PITCHER

Osborne,Mac 7 (4-3)
 Schuld,Marissa 4 (4-0)
 Magee,Kylee 3 (1-2)
 Jones,Deborah 2 (1-1)
 Lauppe,Meika 1 (1-0)

CATCHER

Kinch,Sara 10 (4-6)
 Swan,Samantha 5 (5-0)
 Macfarlane,Makenzie 2 (2-0)

DESIGNATED PLAYER

VanHook,Jordyn 8 (4-4)
 Kinch,Sara 3 (3-0)
 Windle,Tanya 3 (2-1)
 Swan,Samantha 1 (1-0)
 LeClair,Audrey 1 (1-0)
 Schuld,Marissa 1 (0-1)



QUICK FACTS

UNIVERSITY

Location	Tempe, Ariz. 85287-2505
Founded	1885
Enrollment	140,759
Nickname	Sun Devils
Colors	Maroon & Gold
Affiliation	NCAA
Division I Conference	Pac-12
President	Dr. Michael Crow
Interim Athletics Director	Jim Rund
Faculty Representative	Dr. Jeffrey Wilson
Athletic Dept. Phone	480-965-4382

COACHING STAFF

Head Coach	Megan Bartlett
Alma Mater	Notre Dame, 2005
Assistant Coach	Jimmy Kolaitis
Assistant Coach	Jeremy Manley
Assistant Coach	Hailey Decker
Softball Operations	Giorgie Loomis
Graduate Assistant	Mary Iakopo
Graduate Assistant	Yannira Acuña
Strength & Conditioning Coach	Peter Alosi
Athletic Trainer	Tanner Spoden
Student Manager	Nick Sanchez

TEAM INFORMATION

2023 Record	22-26
Pac-12 Record / Finish	6-18 / t-8th
Letterwinners Returning / Lost	10 / 12
Position Starters Returning / Lost	2 / 7
Pitchers Returning / Lost	5 / 0
Newcomers	11

PROGRAM HISTORY

Program Seasons / NCAA	56th / 43rd
Overall Record	1870-929-2 (.668)
NCAA Record	1604-848-2 (.654)
Conference Record	505-477-2 (.514)
Pac-12 Record	385-418-1 (.479)
Conference Championships	6
	1977, 1978, 1980, 2008, 2011, 2022
NCAA/AIAW Tournament Appearances	43
NCAA WCWS Appearances	12
National Championships	4
	1972, 1973, 2008, 2011
All-America Selections	44
All-Conference Selections	58



ALBERTA B. FARRINGTON SOFTBALL STADIUM

Arizona State University unveiled the Alberta B. Farrington Softball Stadium in 2000 as the home of the Sun Devil softball team.

Farrington Stadium features chair-back bleachers and individual seats with a capacity for 1,535 fans. In addition, a grass berm is located just beyond the first baseline.

The stadium has several amenities, making it one of the premier softball stadiums in the Pac-12. Sunken dugouts are lighted for night games and have recessed, individual bat slots and locker room access. In addition, there are coaches' offices, a training room, a built-in concession stand, a team shop, restrooms, and locker rooms for the home team, visiting team, and officials.

Upgrades were started this offseason to provide the team with modern amenities and updates to the locker room, team room, training room, and coaches' offices. It also added a new spectator viewing deck along the third baseline and the project will be completed later this spring.

STADIUM FACTS

Opened (Capacity)	2000 (1,535)
Dimensions	L-202 C-210 R-202
All-Time Stadium Record	666-191 (.777)
All-Time Attendance (Average)	786,523 (.967)

2024 LARGEST CROWDS

1.	1,055	UTEP (DH)	Feb. 21
2.	1,040	BYU	Feb. 15
3.	1,021	Boise State	Feb. 10
4.	938	Northwestern	Feb. 9
5.	888	Texas State	Feb. 22
6.	880	Memphis	Feb. 17
7.	863	St. Thomas	Feb. 9
8.	839	Virginia Tech	Feb. 16
9.	821	Seton Hall	Feb. 23
10.	813	Utah Valley	Feb. 24

RANKINGS

Total Att.	
Average Att.	
% to Capacity	










P12 NCAA

TOP 15 LARGEST CROWDS (Since 2010)

1.	2,264	Arizona	Mar. 30, 2014
2.	2,259	Arizona	Mar. 18, 2016
3.	2,243	Arizona	Mar. 28, 2014
4.	2,239	Arizona	Mar. 29, 2014
5.	2,226	Southern Miss	Apr. 26, 2014
6.	2,212	Arizona	Mar. 18, 2016
7.	2,203	Arizona	Mar. 23, 2012
8.	2,199	Arizona	Mar. 24, 2012
9.	2,188	UCLA	May 10, 2014
10.	2,176	Stanford	Mar. 22, 2014
11.	2,161	Oregon	May 11, 2013
12.	2,142	Oregon State	Mar. 19, 2013
13.	2,121	Arizona	Apr. 22, 2018
14.	2,106	UCLA	Apr. 16, 2011
15.	2,105	UCLA	Apr. 6, 2012



PAC-12 STANDINGS

THROUGH FEBRUARY 25		CONFERENCE				OVERALL					
		W	L	T	PCT	W	L	T	PCT	L10	STREAK
	Arizona	0	0	0	.000	16	1	0	.941	9-1	Won 7
	California	0	0	0	.000	15	1	0	.938	10-0	Won 13
	Washington	0	0	0	.000	12	2	0	.857	9-1	Won 4
	Stanford	0	0	0	.000	10	4	0	.714	8-2	Won 5
	Arizona State	0	0	0	.000	11	6	0	.647	7-3	Lost 1
	UCLA	0	0	0	.000	7	5	0	.583	6-4	Won 1
	Utah	0	0	0	.000	8	6	0	.571	5-5	Won 1
	Oregon	0	0	0	.000	9	7	0	.563	5-5	Lost 1
	Oregon State	0	0	0	.000	6	10	0	.375	3-7	Lost 4



STATISTICAL RANKINGS

TEAM RANKINGS

Through Feb 25	NCAA	Pac-12	Stat
Batting Average	30	2	.331
Double Plays per Game	45	2	0.47
Doubles	5	1	32
Doubles per Game	27	1	1.88
Earned Run Average	184	8	4.20
Fielding Percentage	147	7	.959
Hit Batters	212	4	9
Home Runs per game	45	3	0.94
On Base Percentage	41	4	.412
Scoring	32	3	6.59
Shutouts	82	6	2
Slugging Percentage	18	3	.550
Stolen Bases per Game	19	2	2.35
Strikeout-to-Walk Ratio	63	4	2.54
Total Stolen Bases	9	1	40
Triple Plays			
Triples per Game	9	1	0.53
WL Percentage	80	5	.647
Walks	27	4	55

INDIVIDUAL RANKINGS

Through Feb 25	Player	NCAA	Pac-12	Stat
Doubles	Alesia Denby	14	2	6
	Kelsey Hall	14	2	6
	Kayla Lissy	14	2	6
Doubles / Game	Alesia Denby	138	4	0.35
	Kelsey Hall	138	4	0.35
	Kayla Lissy	138	4	0.35
Hits	Yannixa Acuna	41	6	21
	Kelsey Hall	57	9	20
	Tanya Windle	75	11	19
	Alesia Denby	106	12	18
Home Runs	Alesia Denby	12	2	6
	Shannon Cunningham	121	9	3
	Sara Kinch	121	9	3
	Samantha Swan	227	18	2
Home Runs / Game	Alesia Denby	58	3	0.35
Innings Pitched	Mackenzie Osborne	47	5	41.0
	Marissa Schuld	230	15	29.1
RBI's	Alesia Denby	21	3	19
Runs Batted In / Game	Alesia Denby	85	6	1.12
Runs / Game	Alesia Denby	87	4	1.00
Sacrifice Flies	Kelsey Hall	5	2	3
	Alesia Denby	112	10	1
	Kayla Lissy	112	10	1
	Tanya Windle	112	10	1
Saves	Deborah Jones	55	3	1
	Marissa Schuld	55	3	1
Shutouts	Marissa Schuld	53	4	1
Slugging Percentage	Alesia Denby	35	2	.939
	Kayla Lissy	199	11	.674
Stolen Bases	Yannixa Acuna	30	4	9
	Kayla Lissy	44	5	8
	Tanya Windle	92	6	6
	Kelsey Hall	214	13	4
	Audrey LeClair	214	13	4
	Libby Walsh	214	13	4
Stolen Bases / Game	Yannixa Acuna	91	4	0.53
	Kayla Lissy	116	5	0.47
Strikeout-to-Walk Ratio	Marissa Schuld	124	5	4.20
Strikeouts	Mackenzie Osborne	41	4	40
Strikeouts / 7 IP	Mackenzie Osborne	148	7	6.8
Total Bases	Alesia Denby	8	1	46
	Kayla Lissy	132	11	29
Triples	Kayla Lissy	2	1	4
	Alesia Denby	20	2	2
Triples / Game	Kayla Lissy	13	1	0.24
	Alesia Denby	111	4	0.12
Victories	Mackenzie Osborne	7	2	6
Walks Allowed / 7 IP	Marissa Schuld	94	5	1.19

HONORS

KELSEY HALL

- D1 Softball Preseason Top 100 (#60)
- D1 Softball Preseason Ranking (#14 OF)
- Softball America Preseason Ranking (#22 OF)
- Softball America Preseason Top 100 (#88)

JORDYN VANHOOK

- D1 Softball Preseason Ranking (#11 1B)

LIBBY WALSH

- Softball America Freshman 50 Watchlist

TANYA WINDLE

- D1 Softball Preseason Ranking (#31 OF)





SUN DEVILS IN THE POLLS

USA TODAY / NFCA (Feb. 27)

Rank	Team	Points	Record	Last
1	Oklahoma (32)	14-0	800	1
2	Texas	12-1	743	2
3	Oklahoma State	13-2	681	7
4	LSU	13-0	675	6
5	Georgia	12-1	671	3
6	Washington	12-2	632	4
7	Duke	13-1	591	8
8	Clemson	11-2	545	9
9	Tennessee	8-4	535	5
10	Alabama	16-0	506	10
11	Stanford	10-4	479	13
12	Florida State	11-3	440	12
13	Florida	15-2	405	14
14	Missouri	13-2	350	11
15	Arkansas	13-3	338	15
16	Kentucky	11-2	316	16
17	Texas A&M	14-1	252	18
18	UCLA	7-5	240	19
19	Arizona	16-1	231	22
20	California	15-1	213	21
21	Baylor	8-3	203	NR
22	South Carolina	13-2	185	17
23	Virginia Tech	12-3-1	121	NR
24	Mississippi State	11-3	71	25
25	Oregon	9-7	51	23

ESPN / USA SOFTBALL (Feb. 27)

Rank	Team	Record	Points	Last
1	Oklahoma (25)	14-0	625	1
2	Texas	12-1	594	2
3	Georgia	12-1	569	3
4	Washington	12-2	517	4
5	LSU	13-0	499	7
T6	Duke	13-1	490	6
T6	Oklahoma State	13-2	490	8
8	Tennessee	8-4	432	5
9	Clemson	11-2	421	9
10	Stanford	10-4	394	12
11	Alabama	16-0	387	10
12	Florida State	11-3	357	11
13	Missouri	13-2	285	13
14	Kentucky	11-2	265	15
15	Florida	15-2	260	16
16	Arkansas	13-3	242	14
17	Baylor	8-3	220	22
18	Texas A&M	14-1	185	17
19	UCLA	7-5	173	19
20	Virginia Tech	12-3-1	153	21
21	Arizona	16-1	124	23
22	South Carolina	13-2	117	18
23	Mississippi State	11-3	93	20
24	California	15-1	89	RV
25	Auburn	7-2-1	48	24

D1SOFTBALL (Feb. 26)

Rank	Team	Record	LW Rec	LW
1	Oklahoma	4-0	4-0	1
2	Texas	5-0	5-0	5
3	Tennessee	3-0	3-0	3
4	Oklahoma State	5-0	5-0	12
5	Georgia	5-0	5-0	6
6	Washington	3-1	3-1	10
7	Duke	3-1	3-1	8
8	Florida State	4-1	4-1	4
9	LSU	5-0	5-0	17
10	Clemson	4-1	4-1	7
11	Missouri	5-0	5-0	NR
12	Alabama	5-0	5-0	11
13	Stanford	3-2	3-2	2
14	Kentucky	4-1	4-1	NR
15	Utah	4-1	4-1	15
16	Virginia Tech	4-0-1	4-0	NR
17	Baylor	0-2	0-2	16
18	Arkansas	4-1	4-1	18
19	Oregon	4-2	4-2	14
20	South Carolina	5-0	5-0	22
21	Indiana	4-1	4-1	NR
22	UCLA	2-3	2-3	9
23	Florida	4-1	4-1	20
24	Northwestern	4-1	4-1	24
25	Texas A&M	4-0	4-0	25

SOFTBALL AMERICA (Feb. 26)

Rank	Team	Record	LW Rec	LW
1	Oklahoma	14-0	5-0	1
2	Texas	12-1	5-1	2
3	Georgia	12-1	3-1	3
4	Duke	13-1	5-0	5
5	LSU	13-0	5-0	6
6	Oklahoma State	13-2	7-0	11
7	Stanford	10-4	5-0	10
8	Washington	12-2	6-1	4
9	Clemson	11-2	5-0	9
10	Alabama	16-0	6-0	12
11	Tennessee	8-4	4-2	7
12	Baylor	8-3	5-0	22
13	Missouri	13-2	3-2	8
14	Virginia Tech	12-3	5-1	23
15	Arizona	16-1	6-0	17
16	Florida	15-2	7-1	15
17	Florida State	11-3	6-0	16
18	Arkansas	13-3	5-1	14
19	Texas A&M	14-1	5-1	13
20	Kentucky	11-2	5-0	19
21	Mississippi State	11-3	3-2	18
22	Cal	15-1	5-0	21
23	UCLA	7-5	4-1	NR
24	South Carolina	13-2	5-1	20
25	Boston	13-1	3-1	NR

ASU WEEK-BY-WEEK

POLL	DATE	W-L	NFCA	ESPN	D1	SA	NCAA RPI	D1 RPI	MASSEY
Pre	Jan. 30	0-0	--	rv	--	--	--	--	--
1	Feb. 13	2-2	--	--	--	--	--	--	50
2	Feb. 20	5-4	--	--	--	--	--	--	50
3	Feb. 27	11-6	--	--	--	--	--	--	49
4									
5									
6									
7									
8									
9									
10									
11									
12									
13									
14									
Final									





COACHING STAFF



MEGAN BARTLETT

THE BARTLETT FILE

Hometown	Terre Haute, Ind.
Education	University of Notre Dame, 2005
	MBA: Loyola University Chicago, 2007
	JD: Northern Illinois, 2012
Twitter	@coachcbartlett

COACHING CAREER

Loyola University Chicago, GA	2005-07
Northern Illinois, Assistant Coach	2007-12
DePaul, Volunteer Assistant	2013-14
Purdue, Assistant Coach	2014-15
Ball State, Head Coach	2016-20
Texas, Assistant Coach	2021-22
Arizona State, Head Coach	2023-

Megan Bartlett took over as head coach of the Arizona State softball program in the summer of 2022, becoming the eighth head coach in the program's history.

Bartlett guided the Sun Devils through a roster overhaul to finish 2023 with a 22-26 overall record. That included a series win over Women's College World Series participant Washington and an eight-game winning streak early in the season.

With Bartlett at the helm, ASU saw Yanni Acuña be named NFCA All-American, NFCA All-Region, All-Pac-12 Conference, CSC Academic All-American and CSC Academic All-District. Jordan VanHook was also named All-Region, and Kylee Magee was named to the Pac-2 All-Freshman Team.

Prior to taking the Sun Devils, Bartlett spent two seasons as an assistant coach at the University of Texas. That followed five seasons in Indiana as a head coach building the Ball State softball program.

As the head coach at Ball State for five seasons (2016-20), Bartlett led the program to a 141-108 overall record (.567) while registering three consecutive 30-win seasons from 2017-19. Over that stretch, she helped guide the Cardinals to the 2018 Mid-American Conference (MAC) West Division title with that season's 37 victories marking the fourth-most wins in a single season in program history.

Bartlett began her coaching career as a graduate assistant coach at Loyola University Chicago (2005-07), where she was part of the 2007 Horizon League Coaching Staff of the Year while helping her squad to the league's regular season title.

From there, she moved on to become an assistant coach at Northern Illinois (2007-12), working with infielders and outfielders while also serving as the recruiting coordinator, offensive coordinator and camp coordinator. During her stay at NIU, she guided Huskies hitters to multiple single-season records and helped tutor the squad to top 40

national rankings in 2011 in doubles (2nd - 1.81), batting average (24th - .312), scoring (33rd - 5.49) and slugging percentage (39th - .461).

After spending a single campaign at DePaul as a volunteer assistant coach for the 2014 Big East regular season and tournament champions (44-11), Bartlett moved on to become an assistant coach at Purdue (2014-15). During the 2015 season with the Boilermakers, she served as the team's defensive coordinator, helping the squad improve its team fielding percentage from 10th (.956) all the way to third in the Big 10 (.970).

She was a four-year letter winner at Notre Dame (2002-05) under her maiden name Megan Ciolli, helping power the Irish to four NCAA Regional appearances, four Big East regular season championships and two Big East Tournament titles. A two-time NFCA All-American (2004, 2005), she captained the 2005 squad to a 46-15 mark while helping secure the program's first-ever NCAA Regional home contests.

The 2004 Big East Player of the Year, Bartlett completed her playing career at Notre Dame as the program's leader in hits (284) and stolen bases (76) while finishing in the top five in batting average (second - .368) and runs scored (second - 161). She also finished ranked in the UND career top 10 in doubles (ninth - 37), triples (seventh - 9), HRs (ninth - 13) and RBIs (10th - 101).

Bartlett graduated from the University of Notre Dame with a bachelor's degree of business administration in managerial consulting in 2005. She completed her master's of business administration in healthcare administration at Loyola University Chicago in 2007 and went on to earn a juris doctor from Northern Illinois in 2012.

A licensed attorney in the state of Illinois, she is married to Mike Bartlett, a former professional hockey player, and they have two daughters, Vivian and Maren.

ASSISTANT COACHES



JIMMY KOLAITIS
Assistant Coach
Fourth Season



JEREMY MANLEY
Assistant Coach
(Pitching Changes)
Second Season



HAILEY DECKER
Assistant Coach
(1st Base Coach)
First Season

BARTLETT'S COACHING RECORD

Year	School	OVERALL				CONFERENCE			
		W	L	T	%	W	L	T	%
2016	Ball State	22	32	0	.407	8	16	0	.333
2017	Ball State	30	28	0	.517	14	10	0	.583
2018	Ball State	37	19	0	.661	16	7	0	.696
2019	Ball State	34	20	0	.630	9	8	0	.529
2020	Ball State	18	9	0	.667				
2023	Arizona State	22	26	0	.458	6	18	0	.250
2024	Arizona State	11	6	0	.647	0	0	0	.000
7 Season Career		174	140	0	.554	53	59	0	.473
2 Seasons @ Arizona State		33	32	0	.508	6	18	0	.250
5 Seasons @ Ball State		141	108	0	.566	47	41	0	.534

SUPPORT STAFF



GEORGIE LOOMIS
Softball Operations



MARY IAKOPO
Graduate Assistant



YANNI ACUÑA
Graduate Assistant



NICK SANCHEZ
Student Manager



TANNER SPODEN
Athletic Trainer



PETER ALOSI
Strength & Conditioning



SEASON STATISTICS

ALL GAMES Minimum 2.5 Plate Appearances per game | Players must play in 75% of their team's games

SEASON	AVG	OBP	SLG	OPS	GP	GS	AB	R	H	2B	3B	HR	RBI	BB	HBP	SO	SF	SH	SB	ATT
Hall,Kelsey	.426	.492	.596	1.087	17	17	47	13	20	6	1	0	7	7	2	8	3	0	4	4
Windle,Tanya	.413	.451	.457	.908	15	15	46	13	19	2	0	0	6	3	1	3	1	0	6	6
Acuna,Yannixa	.412	.455	.529	.984	17	15	51	12	21	1	1	1	6	4	0	5	0	1	9	10
Denby,Alesia	.367	.475	.939	1.414	17	17	49	17	18	6	2	6	19	9	2	10	1	0	2	3
Lissy,Kayla	.349	.482	.674	1.157	17	17	43	13	15	6	4	0	8	9	3	9	1	0	8	8
Cunningham,Shannon	.333	.395	.590	.985	17	12	39	8	13	1	0	3	13	4	0	9	0	1	0	0
Walsh,Libby	.229	.341	.343	.684	17	15	35	7	8	1	0	1	9	3	3	9	0	2	4	4
Swan,Samantha	.368	.381	.737	1.118	10	6	19	6	7	1	0	2	8	1	0	0	1	0	1	1
Allen,Ayden	.286	.333	.429	.762	11	4	14	3	4	2	0	0	0	1	0	4	0	1	0	0
Macfarlane,Makenzie	.263	.364	.316	.679	12	5	19	4	5	1	0	0	3	3	0	4	0	0	0	0
Lewis,Jada	.250	.400	.333	.733	10	4	12	5	3	1	0	0	1	3	0	6	0	0	2	3
Kinch,Sara	.235	.333	.588	.922	15	13	34	6	8	3	0	3	13	4	1	9	0	0	0	0
LeClair,Audrey	.200	.238	.350	.588	15	4	20	5	4	1	1	0	2	1	0	6	0	0	4	4
VanHook,Jordyn	.200	.333	.200	.533	10	8	15	0	3	0	0	0	1	3	0	6	0	0	0	0
Schuld,Marissa	.000	.000	.000	.000	3	1	4	0	0	0	0	0	1	0	0	1	1	0	0	0
Totals	.331	.412	.550	.962	17	17	447	112	148	32	9	16	97	55	12	89	8	5	40	43
Opponents	.294	.355	.449	.804	17	17	479	88	141	24	1	16	77	39	9	99	5	6	7	9

ALL GAMES Minimum 1 IP / Team Game

PITCHER	ERA	WHIP	BAA	W	L	APP	GS	CG	SHO	SV	IP	H	R	ER	BB	SO	2B	3B	HR	WP	HBP
Osborne,Mac	3.41	1.44	.274	6	2	11	7	1	0	0	41.0	46	30	20	13	40	7	0	0	12	2
Schuld,Marissa	4.06	1.26	.274	1	2	9	4	1	1	1	29.1	32	18	17	5	21	3	1	8	0	4
Jones,Deborah	7.00	1.86	.341	1	1	6	2	0	0	1	21.0	31	24	21	8	17	6	0	4	2	1
Lauppe,Meika	3.18	2.18	.365	2	0	5	1	1	0	0	11.0	19	10	5	5	4	7	0	0	0	0
Magee,Kylee	3.32	1.66	.255	1	1	3	3	1	0	0	12.2	13	6	6	8	17	1	0	4	1	2
Totals	4.20	1.57	.294	11	6	17	17	4	2	2	115.0	141	88	69	39	99	24	1	16	15	9
Opponents	6.35	1.94	.331	6	11	17	17	5	2	0	104.2	148	112	95	55	89	32	9	16	13	12

PITCHER	W%	K/7	BB/7	K/BB	H/7	2B/7	3B/7	HR/7
Osborne,Mac	.750	6.83	2.22	3.08	7.85	1.20	0.00	0.00
Magee,Kylee	.333	5.01	1.19	4.20	7.64	0.72	0.24	1.91
Schuld,Marissa	.500	5.67	2.67	2.13	10.33	2.00	0.00	1.33
Lauppe,Meika	1.000	1.33	3.18	0.80	12.09	4.45	0.00	0.00
Jones,Deborah	.500	9.39	4.42	2.13	7.18	0.55	0.00	2.21
Totals	.647	6.03	2.37	2.54	8.58	1.46	0.06	0.97
Opponents	.353	5.95	3.68	1.62	9.90	2.14	0.60	1.07



SEASON FIELDING STATISTICS

ALL GAMES

Name	FLD%	C	PO	A	E	DP	SBA	CSB	CS%	PB	CI
Cunningham, Shannon	1.000	86	83	3	0	2	0	0	-	0	0
Macfarlane, Makenzie	1.000	34	32	2	0	2	0	1	1.000	0	0
Schuld, Marissa	1.000	11	1	10	0	0	1	1	.500	0	0
Windle, Tanya	1.000	10	10	0	0	0	0	0	-	0	0
LeClair, Audrey	1.000	8	7	1	0	0	0	0	-	0	0
Lauppe, Meika	1.000	5	0	5	0	0	2	0	.000	0	0
Jones, Deborah	1.000	5	2	3	0	0	1	0	.000	0	0
Lewis, Jada	1.000	5	5	0	0	0	0	0	-	0	0
Magee, Kylee	1.000	4	1	3	0	0	1	0	.000	0	0
Kinch, Sara	.983	58	49	8	1	1	4	0	.000	1	0
Denby, Alesia	.978	46	16	29	1	6	0	0	-	0	0
Swan, Samantha	.975	40	35	4	1	0	3	1	.250	1	0
Acuna, Yannixa	.964	28	25	2	1	0	0	0	-	0	0
Allen, Ayden	.963	27	25	1	1	3	0	0	-	0	0
Hall, Kelsey	.929	14	13	0	1	0	0	0	-	0	0
Osborne, Mac	.909	11	0	10	1	0	2	1	.333	0	0
Walsh, Libby	.894	66	27	32	7	7	0	0	-	0	0
Lissy, Kayla	.879	58	14	37	7	3	0	0	-	0	0
VanHook, Jordyn	.000	0	0	0	0	0	0	0	-	0	0
SUN DEVILS	.959	516	345	150	21	8	7	2	.222	2	0
OPPONENTS	.959	458	314	125	19	8	40	3	.070	3	0






MEDIA ROSTER




00
MADDIE
POMYKALSKI
UTL • R/R • 5-9 • FR
Frankfort, Ill.



2
JADA
LEWIS
OF • L/R • 5-5 • FR
Vallejo, Calif.



3
LIBBY
WALSH
INF • R/R • 5-7 • FR
Plainville, Mass.



4
AYDEN
ALLEN
INF • R/R • 5-10 • SO
Prosper, Texas



5
ALESIA
DENBY
INF • R/R • 5-5 • GR
Murrieta, Calif.




8
MARISSA
SCHULD
RHP/UTL • R/R • 5-3 • GR
Scottsdale, Ariz.



10
KENZIE
BROWN
RHP • L/R • 5-11 • JR
Lake City, Ill.



11
MAC
OSBORNE
RHP • R/R • 5-9 • SR
Richlands, Va.



13
KAYLA
LISSY
INF • L/R • 5-5 • SR
Valrico, Fla.




14
DEBORAH
JONES
RHP • R/R • 6-0 • SR
Unionville, Ind.




17
JORDYN
VANHOOK
INF • R/R • 5-10 • GR
Woodland Hills, Calif.




18
SARA
KINCH
C • R/R • 5-10 • SR
Temecula, Calif.




21
YANNIXA
ACUÑA
OF • L/R • 5-4 • SO
Tucson, Ariz.




25
AUDREY
LECLAIR
UTL • L/R • 5-8 • GR
Phoenix, Ariz.



27
MEIKA
LAUPPE
RHP • R/R • 5-10 • FR
Pleasant Grove, Calif.



31
KYLEE
MAGEE
RHP • R/R • 5-9 • SO
Anaheim, Calif.



32
SAMANTHA
SWAN
C/UTL • R/R • 5-3 • FR
Georgetown, Texas




33
SHANNON
CUNNINGHAM
C/UTL • R/R • 5-9 • SO
Tustin, Calif.



38
KELSEY
HALL
OF • R/R • 5-7 • GR
Sacramento, Calif.



41
MAKENZIE
MACFARLANE
C/INF • R/R • 5-7 • GR
Rocklin, Calif.



44
TANYA
WINDLE
OF • L/R • 5-6 • SO
Peoria, Ariz.



MEGAN
BARTLETT
Head Coach

