



ARIZONA STATE SUN DEVIL HOCKEY MEDIA NOTES



X @SunDevilHockey



@SunDevilHockey



/SunDevilHockey

2024-25 SCHEDULE/RESULTS

Date	Opponent	Network	Time/Result
Oct. 4	at Air Force	FloHockey	W, 8-1
Oct. 5	at Air Force	FloHockey	L, 3-4 (OT)
Oct. 11	vs. #10 Michigan	NCHC.tv	L, 1-4 (EN)
Oct. 12	vs. #10 Michigan	NCHC.tv	T, 3-3 (OT)
Oct. 18	at #14 Providence	ESPN+	L, 1-4 (EN)
Oct. 19	at #14 Providence	ESPN+	L, 1-2
Oct. 25	at Northern Michigan	Midco	W, 3-1 (EN)
Oct. 26	at Northern Michigan	Midco	W, 2-0 (EN)
Nov. 8	at #8 Colorado College*	NCHC.tv	L, 3-4 (OT)
Nov. 9	at #8 Colorado College *	NCHC.tv	L, 1-3 (EN)
Nov. 15	vs. Omaha*	NCHC.tv	L, 2-4 (EN)
Nov. 16	vs. Omaha*	NCHC.tv	W, 3-2
Nov. 22	at #1 Denver*	NCHC.tv	W, 3-2
Nov. 23	at #1 Denver*	NCHC.tv	W, 5-2
Dec. 6	vs. Minnesota Duluth*	NCHC.tv	W, 5-3 (EN)
Dec. 7	vs. Minnesota Duluth*	NCHC.tv	W, 3-2 (OT)
Dec. 28	vs. USNTDP (exh)	NCHC.tv	W, 4-3
Dec. 29	vs. USNTDP (exh)	NCHC.tv	W, 1-0
Jan. 3	vs. Robert Morris (DHC)	NCHC.tv	W, 7-3
Jan. 4	vs. #16 Cornell DHC)	NCHC.tv	W, 4-0
Jan. 10	vs. North Dakota*	CBSSN	W, 4-1
Jan. 11	vs. North Dakota*	NCHC.tv	L, 3-4 (OT)
Jan. 17	at St. Cloud State*	NCHC.tv	5:30 p.m.
Jan. 18	at St. Cloud State*	NCHC.tv	4:00 p.m.
Jan. 24	vs. Colorado College*	NCHC.tv	7:00 p.m.
Jan. 25	vs. Colorado College*	NCHC.tv	5:00 p.m.
Jan. 31	at Miami*	NCHC.tv	4:00 p.m.
Feb. 1	at Miami*	NCHC.tv	4:00 p.m.
Feb. 7	vs. Denver*	NCHC.tv	7:00 p.m.
Feb. 8	vs. Denver*	NCHC.tv	5:00 p.m.
Feb. 14	at Minnesota Duluth*	NCHC.tv	6:07 p.m.
Feb. 15	at Minnesota Duluth*	NCHC.tv	5:07 p.m.
Feb. 21	vs. Western Michigan*	NCHC.tv	7:00 p.m.
Feb. 22	vs. Western Michigan*	NCHC.tv	5:00 p.m.
Feb. 28	at Omaha*	NCHC.tv	7:00 p.m.
Mar. 2	at Omaha*	NCHC.tv	6:00 p.m.

Mar. 14-15 NCHC Quarterfinals

Mar. 21-22 NCHC Frozen Faceoff

Times are in MST // * Conference game

Game 21-22 | #13 Arizona State at #15 St. Cloud State



HERB BROOKS NATIONAL HOCKEY CENTER

St. Cloud, MN

Friday, January 17

6:30 p.m. MST

Watch: FOX10 & NCHC.tv

Saturday, January 18

5:00 p.m. MST

Watch: NCHC.tv

Fox10Xtra (tape delay)

Listen: Fox Sports 910



Arizona State Sun Devils

11-8-1 Overall (6-4-0 NCHC)

St. Cloud State Huskies

11-9-0 Overall (4-6-0 NCHC)

SCOUTING THE SERIES

For the first time in 55 days, the No. 13 Arizona State ice hockey team (11-8-1, 6-4-0 NCHC) leaves the comforts of Mullett Arena and takes flight for a road series in continued NCHC play at No. 15 St. Cloud State (11-9-0, 4-6-0 NCHC). In a three-way tie for first place in the conference, ASU looks to gain more traction in the Penrose Cup chase and secure the program's first-ever wins over the Huskies.

Fans in The Valley can enjoy all the action from Herb Brooks Arena on FOX10 on Friday, Jan. 17 at 6:30 p.m. MST. Game two on Saturday, Jan. 18 at 5 p.m. MST airs on tape delay on Fox10Xtra. Both games stream on NCHC.tv and over the airwaves on FoxSports910.

The Sun Devils are listed 14th in the PairWise Rankings compared to the Huskies' T-17th spot. The PairWise Rankings (PWR) are a statistical tool designed to approximate the process by which the NCAA selection committee decides which teams get at-large bids to the 16-team NCAA tournament. Although the NCAA selection committee does not use the PWR as presented by USCHO.com, the PWR has been accurate in predicting which teams will make the tournament field.

HISTORY VS. THE HUSKIES (0-3-0)

In its inaugural season as an NCAA Division I program in 2015-16, ASU traveled to then-No. 5 St. Cloud State and dropped the two-game series, 6-1 and 7-0. The next season, ASU hosted the first-ever Desert Hockey Classic in Prescott Valley, Arizona and faced off against the Huskies on night two of the tournament. Then-No. 18 SCSU had the early 3-0 lead over ASU before Tyler Busch and Steen Pasichnuk scored back-to-back goals within two minutes in the third period to bring the game within one. SCSU scored the game-winning goal with only one second remaining in regulation to remain undefeated over ASU.

THE MINNESOTA BOYS

The largest group of skaters from the United States on the ASU team are from the State of Hockey (5). Junior defenseman Tucker Ness (Plymouth), freshman center Cullen Potter (Minneapolis), junior winger Bennett Schimek (Mendota Heights), junior winger Cruz Lucius (Grant), and junior winger Charlie Schoen (Andover) all hail from Minnesota. The only constituency of players larger than the group of five from Minnesota are the seven players from Canada.

NOTABLES

-- ASU set a new program record with an eight-game winning streak that dated from Nov. 16, 2024 vs. Omaha through Jan. 10, 2025 vs. then-No. 15 North Dakota. The streak breaks the previous record set at seven between Jan. 25-Feb. 15, 2020.

BE THE TRADITION

Hockey SID: Paige Shacklett
Cell Phone: (970) 946-0748
Email: paige.shacklett@asu.edu
Twitter: @paigeshacklett



2023-24 SUN DEVIL HOCKEY ROSTER

No.	Name	Pos.	S	Ht.	Wt.	Yr.	Hometown (Prev. School)
1	Luke Pavicich	G	L	6-2	195	Sr.	Clarence Center, NY/UMass Lowell (NCAA)/UMass (NCAA)/Kenai River (NAHL)
2	Noah Beck	D	L	6-3	206	Sr.	Richmond Hill, Ontario, Canada/Clarkson (NCAA)/Fargo (USHL)
5	Ty Murchison	D	L	6-2	205	Sr.	Corona, CA/U.S. National U18 Team (USHL)
7	Joel Kjellberg	D	L	6-0	190	Fr.	Nacka, Sweden/Cedar Rapids (USHL)
8	Artem Shlaine	F	L	6-1	185	Gr.	Moskva, Russia/Northern Michigan (NCAA)/UConn (NCAA)/Muskegon (USHL)
9	Anthony Dowd	D	R	5-7	152	So.	Point Pleasant Beach, NJ/ Chicago (USHL)
10	Tucker Ness	D	R	6-3	216	Jr.	Plymouth, MN/Waterloo (USHL)
11	Benji Eckerle	F	L	5-10	181	Gr.	Northville, MI/Tri-City (USHL)
12	Cullen Potter	F	R	5-10	172	Fr.	Minneapolis, MN/U.S. National U-17
13	Hunter Mullett	F	R	6-0	160	Fr.	Hartland, WI/Islanders Hockey Club (NCDL)
14	Ty Jackson	F	L	5-8	157	Gr.	Oakville, ON/Dubuque (USHL)/Northeastern (NCAA)
15	Dylan Jackson	F	R	5-10	166	Gr.	Oakville, ON/Dubuque (USHL)/Northeastern (NCAA)
16	Ethan Szmagaj	D	R	6-0	197	Sr.	Canton, MI/Waterloo (USHL)
18	David Hymovitch	F	R	6-0	177	So.	Phoenix, AZ/Muskegon (USHL)
23	Bennett Schimek	D	R	6-0	192	Jr.	Mendota Heights, MN/Providence (NCAA)/Sioux City (USHL)
25	Kyle Smolen	F	R	5-11	165	So.	Crystal Lake, IL/ Fargo (USHL)
29	Cole Gordon	F	L	6-2	205	So.	Windsor, CO/Minnesota (NAHL)
30	Chase Hamm	G	L	5-9	165	So.	Saskatoon, SK, Canada/Arizona St. (ACHA)
31	Gibson Homer	G	L	6-5	210	R-Jr.	Grand Rapids, MI/Chicago (USHL)
37	Sam Court	D	L	5-10	184	Fr.	Winnipeg, MB, Canada/Sioux City (USHL)
39	Zakari Brice	G	L	5-11	180	Fr.	Fairbanks, AK/New Jersey Jr. Titans (NAHL)
43	Cole Helm	F	L	6-0	195	So.	Dallas, TX/ Dubuque (USHL)
51	Cruz Lucius	F	L	6-0	178	Jr.	Grant, MN/Wisconsin (NCAA)/U.S. National U18
53	Ryan Alexander	F	L	5-10	176	Jr.	Toronto, ON./Fargo (USHL)
61	Lukas Sillinger	F	L	5-11	172	Gr.	Regina, Sask./Penticton (BCHL)/Bemidji State (NCAA)
74	Brasen Boser	D	L	5-11	178	Fr.	Minot, ND/Fargo (USHL)
82	Charlie Schoen	F	R	5-10	160	Jr.	Andover, MN/Sioux City (USHL)
89	Tony Achille	F	L	6-0	175	Fr.	Hingham, MA/ Maine (NAHL)
92	Ryan Kirwan	F	L	6-2	205	Sr.	DeWitt, NY/Penn State (NCAA)/Green Bay (USHL)

Head Coach: Greg Powers
Associate Coach: Alex Hicks
Assistant Coach: Dana Borges
Assistant Coach: Mike Corbett
Director of Operations: Andrew Matheson
Strength & Conditioning Coach: Liane Blyn
Athletic Trainer: Amanda Doyle
Equipment Manager: Corby Antropik
Assistant Equipment Manager: Owen Hixon
Athletic Communications: Paige Shacklett
Sport Admins: Scott Nelson

PRONUNCIATIONS

BORGES: Boar-Jess
BRASEN BOSER: Bray-Sin Bose-ER
ECKERLE: ECK-er-LEE
HOMER: Home-ER
HYMOVITCH: Hi-Mo-VITCH
KIRWAN: Ker-WHEN
KJELLBERG: Shell-berg
PAVICICH: Pav-Uh-Sich
SCHIMEK: Shim-ICK
SCHOEN: Shane
SHLAINE: Shh-LANE
SMOLEN: Ss-MULL-In
SZMAGAJ: SHH-MAG-EE
ZACKARI: Zachary

ROSTER BREAKDOWN

By Position:	Forwards	16
	Defensemen	9
	Goaltenders	4
By Class:	Freshmen	6
	Sophomores	7
	Juniors	6
	Seniors	4
	Graduates	6
By State:	Canada	7
	Minnesota	5
	Michigan	3
	Colorado	2
	New York	2
	Illinois	1
	Alaska	1
	Arizona	1
	California	1
	Massachusetts	1
	New Jersey	1
	North Dakota	1
	Russia	1
	Sweden	1
	Texas	1
	Wisconsin	1

2024-25 Sun Devil Hockey Game Notes

RECORD BREAKDOWN

Overall Record	11-8-1
Home Record	6-3-1
Road Record	5-5-0
Last 5 Games	4-1-0
Last 10 Games	9-1-0
Scoring A Power-Play Goal	7-4-1
Not Scoring A Power-Play Goal	4-4-0
Allowing A Power-Play Goal	3-5-0
Not Allowing A Power-Play Goal	8-2-1
Scoring A Shorthanded Goal	1-1-0
Allowing A Shorthanded Goal	1-1-0
10 Or More Penalties (ASU)	0-0-0
Fewer Than 10 Penalties (ASU)	11-8-1
More Penalties Than Opponent	2-4-0
Fewer Penalties Than Opponent	7-3-0
Same Amount Of Penalties	2-1-1
In One-Goal Games	3-4-0
In Two-Goal Games	3-2-0
In Three-Goal or More Games	5-2-0
In Overtime Games	1-2-1
Scoring 4 or More Goals	6-0-0
Scoring 3 or More Goals	4-3-1
Scoring 2 or Fewer Goals	1-5-0
Allowing 4 or More Goals	0-6-0
Allowing 3 or Fewer Goals	11-2-1
Scoring First Goal Of Game	10-1-0
Opponents Score First	1-7-1
Leading After One Period	6-1-0
Trailing After One Period	1-5-0
Tied After One Period	4-2-1
Scoring First Goal Of Second Period	7-2-0
Leading After Two Periods	8-0-0
Trailing After Two Periods	0-4-0
Tied After Two Periods	2-4-1
Scoring First Goal Of Third Period	9-6-0
Having 10-19 Shots On Goal	0-0-0
Having 20-29 Shots On Goal	5-2-0
Having 30-39 Shots On Goal	4-4-1
Having 40 or More Shots On Goal	2-2-0
Allowing 10-19 Shots On Goal	1-0-0
Allowing 20-29 Shots On Goal	5-5-0
Allowing 30-39 Shots On Goal	4-4-1
Allowing 40 or More Shots On Goal	0-0-0
Outshooting Opponent	6-6-0
Opponent Outshoots ASU	5-2-1
Shots Are Even	0-0-0
October	3-4-1
November	3-3-0
December	2-0-0
January	3-1-0
February	0-0-0
March	0-0-0
First Game of the Series	6-4-0
Second Game of the Series	5-4-1
Fridays	6-4-0
Saturdays	5-4-1
Sundays	0-0-0
Games Following A Win	8-3-0
Games Following A Loss	2-4-1
Games Following A Tie	0-1-0

JERSEY BREAKDOWN



White
(3-2-1)



Maroon
(4-4-0)



Gold
(4-1-0)

TALE OF THE TAPE

Sun Devils		Huskies
3.3 (T8th)	Goals Per Game	2.2 (T52nd)
2.5 (T20th)	Goals Against Average	2.2 (T9th)
9.9 (T27th)	Shots Percentage	8.1 (53rd)
22.6% (T19th)	Power Play	18.5% (T40th)
81.0% (T27th)	Penalty Kill	90.2% (5th)
49.1 (39th)	Faceoff %	54.5 (6th)

2024-25 STAT LEADERS BREAKDOWN

Goals	Ryan Kirwan	11	Penalties	Ty Murchison	12
Assists	Noah Beck	17	PIM	Ty Murchison	32
Points	Beck & Schimek	20	PPG	Noah Beck	3
Shots	Ryan Kirwan	97	SHG	Bennett Schimek	2
Shot %	Artem Shlaine	.267	GWG	8, 15, 92	2
BLK	Ty Murchison	50	GAA	Gibson Homer	1.88
+/-	Noah Beck	+11	SV%	Gibson Homer	.932

SCORING BREAKDOWN

BY CLASS		CLASS LEADERS	
Class (Players)	Goals - Assists - Points	Player (Class)	Goals - Assists - Points
Freshmen (6)	10 - 13 - 23	Cullen Potter (Fr.)	7 - 4 - 11
Sophomores (7)	9 - 20 - 29	Kyle Smolen (So.)	5 - 11 - 16
Juniors (6)	12 - 20 - 32	Bennett Schimek (Jr.)	8 - 12 - 20
Seniors (4)	11 - 7 - 18	Ryan Kirwan (Sr.)	11 - 6 - 17
Graduates (6)	23 - 55 - 78	Noah Beck (Gr.)	3 - 17 - 20

RECORD VS. NCHC

TEAM	2024-25	OVERALL	LAST MEETING
COLORADO COLLEGE	0-2-0	6-4-2	L, 3-1 - Nov. 9, 2024
DENVER	2-0-0	4-9-1	W, 5-2 - Nov. 23, 2024
MIAMI	0-0-0	0-1-1	T, 1-1 (SO, W) - Oct. 28, 2023
MINNESOTA DULUTH	2-0-0	2-2-0	W, 3-2 (OT) - Dec. 7, 2024
OMAHA	1-1-0	5-7-1	W, 3-2 - Nov. 16, 2024
NORTH DAKOTA	1-1-0	2-1-0	L, 4-3 (OT) - Jan. 11, 2024
ST. CLOUD STATE	0-0-0	0-3-0	L, 4-2 - Dec. 31, 2016
WESTERN MICHIGAN	0-0-0	0-1-1	T, 2-2 - Feb. 4, 2017

NCHC CONFERENCE STANDINGS

TEAM	PTS	CONF. GP	CONF. W-L-T	OW-OL	SW	CONF. GF-GA	GP	OVERALL W-L-T	WIN%	GF-GA
North Dakota	19	10	7-3-0	2-0	0	35-28	21	12-8-1	.595	66-58
Arizona State	19	10	6-4-0	1-2	0	32-27	20	11-8-1	.625	65-49
Western Michigan	19	8	6-1-1	1-1	0	24-14	18	13-4-1	.778	60-34
Denver	17	10	6-4-0	1-0	0	33-26	22	17-5-0	.773	85-42
Omaha	17	10	6-4-0	1-0	0	34-23	20	10-10-0	.500	53-47
St. Cloud State	14	10	4-6-0	1-3	0	22-25	20	11-9-0	.625	44-44
Colorado College	13	10	4-5-1	2-1	1	22-25	20	10-9-1	.550	52-50
Minnesota Duluth	13	10	4-6-0	0-1	0	31-32	20	8-11-1	.450	59-62
Miami	1	10	0-10-0	0-1	0	15-48	20	3-15-2	.225	40-77

SUN DEVIL NOTES

NOTABLES CONTINUED

-- ASU leads the NCHC in players with hat tricks. No other NCHC team has had two hat tricks recorded this season

-- Bennett Schimek is tied for the league lead in short-handed goals after scoring two at Air Force to kickoff the season.

-- Ryan Kirwan's 4.85 shots per game average ranks second in the NCHC. His 97 total shots leads the conference and ranks fourth nationally. His 11 goals is tied at 14th in the country and third in the NCHC

- With last weekend's wins, the Sun Devils moved to 10-1-0 when scoring the first goal of the game.

-- When leading after two periods, ASU is 8-0-0

-- After two big performances against top-ranked Cornell and North Dakota to start 2025, Gibson Homer's goals against average and save percentage ranks in the top-10 of all goaltenders nationally

-- ASU is ranked 12th in the NCAA in scoring offense (3.25 avg.) and 14th in scoring margin (.80)

-- Noah Beck is tied for the team lead in points with Schimek with 20 (3G, 17A). The mark is tied fifth in NCHC for most points. His 17 assists is tied 10th in the NCAA

-- ASU has not allowed more than four goals against this season

-- In Saturday night's game vs. UND, ASU was held to the fewest shots on goal this season at 24 (tied with shots @Air Force)

ARTY - THE TWO-WAY CENTER

Artem Shlaine tallied three goals over the weekend against North Dakota. Both of his lamplighters on Saturday were scored on special teams - one on the power play and one shorthanded. There are only four skaters in ASU history who have tallied a shorthanded goal and a power play goal in the same game (two occurred in 2024-25):

--- Artem Shlaine, vs. No. 14 North Dakota on Jan. 11, 2025 (L, 4-3 OT)

--- Bennett Schimek, vs. Air Force on Oct. 4, 2024 (W, 8-3)

--- Robert Mastrosimone, vs. Michigan Tech on Jan. 6, 2023 (L, 4-2)

--- Josh Maniscalco, vs. Alaska Fairbanks on Nov. 9, 2019 (W, 4-0)

Shlaine recorded his third multi-goal game of the season and fifth of his career in Saturday's game. Shlaine leads the Sun Devils in shot percentage with 26.7 percent (ranks tied 25th in the NCAA). In 14 games played and 13 points this season, Shlaine is nearly a point per game skater at .93 points per game. He is six away from 100 career points.

HOT HAND HOMER

Gibson Homer remained strong between the pipes in 2025. In his first appearance back in nearly two months, the redshirt junior put up a shutout performance over then-No. 16 Cornell in the Desert Hockey Classic on Jan. 4. He then started Friday night's opening game vs. the #15 North Dakota Fighting Hawks, completing 27 saves and only one goal against. He won the game's First Star. He boasts top-10 national numbers in goals against average and save percentage with 1.88GAA and .932SV% in eight games played. His two shutouts this season is tied for eighth in the NCAA. On Wednesday, January 15, Homer was named to the Mike Richter Award Watch List, given annually to the best goaltender in college hockey. It is the first time he's been named to the watch list.

FIRST LOOK AT LUCIUS

Wisconsin transfer Cruz Lucius made his first appearance in maroon and gold last weekend vs. UND after being out due to injury. In his first two games back, Lucius recorded a point per game with assists in both games against the Fighting Hawks. The junior forward averaged a point per game in both his freshman and sophomore seasons for the Badgers. Last season he led Wisconsin in points with 34 from 13 goals and 21 assists. He was named to the 2023 Ice Breaker All-Tournament Team, the All-Big Ten Honorable Mention, and was named Academic All-Big Ten. In his rookie year (11G, 23A), he was named the Mark Johnson Rookie of the Year award and was a Hobey Baker nominee. Before becoming a Badger, he skated with the U.S. National Team Development Program and scored nine goals and 18 points during an injury-shortened, 23-game season in 2021-22. He played with current Sun Devils Ty Murchison and Gibson Homer during his time at the USNTDP. He also helped Team USA win silver at the 2022 IIHF Under-18 World Championship with two goals and eight points in six games.

CLIMBING THE RANKINGS

After starting the season unranked, ASU entered the USCHO.com Poll on Nov. 25 after the series sweep on the road at then-No. 1 Denver. Since then, ASU has either held steady week-over-week or climbed the polls. With a split with North Dakota last weekend, ASU jumped to No. 13. The highest national poll ranking ever received by the Sun Devils was No. 9 on Feb. 17, 2020 in the 2019-20 season. ASU reached No. 11 last season on Jan. 8.

ARIZONA STATE QUICK FACTS

Location.....	Tempe, Ariz.
Enrollment.....	103,000
Nickname.....	Sun Devils
Colors.....	Maroon & Gold
Conference.....	NCHC (Big-12 in other sports)
President.....	Dr. Michael Crow
Athletics Director.....	Graham Rossini
Arena.....	Mullett Arena
Head Coach.....	Greg Powers (17th season)
Associate Coach.....	Alex Hicks (11th season)
Assistant Coach.....	Dana Borges (2nd season)
Assistant Coach.....	Mike Corbett (1st season)
Director of Operations.....	Andrew Matheson (6th season)
Strength & Conditioning Coach.....	Liane Blyn (7th season)
Equipment Manager.....	Corby Antropik (3rd season)
Athletic Trainer.....	Amanda Doyle (1st season)
Powers' Career Record.....	306-186-37
Powers' NCAA Record.....	138-157-24

HEAD COACH GREG POWERS

Coach Powers enters his tenth season as the head coach of the Division I program in 2024-25, and his 17th overall at the helm at ASU. He was a finalist for the 2019 and 2020 Spencer Penrose Award, which is awarded to the Division I Coach of the Year. Coach Powers was also named the 2018-19 Frank Kush Sun Devil Coach of the Year, as voted on by the 26 head coaches at Arizona State. On July 7, 2022, Arizona State University and Greg Powers agreed to a five-year contract extension through the 2026-27 season. In 2023-24, Powers led the Sun Devils to a program record 24 wins on the season. Matthew Kopperud finished as an NCAA statistical leader with 17 power play goals. A true Sun Devil coached by Powers all four years of his NCAA career, Kopperud completed his time at ASU as the fourth-best career power play scorer in NCAA history with 41 through his four years in college. Lukas Sillinger also topped the charts in 2023-24 as he set the ASU program record in single season points (48). In the final year of Oceanside Arena, Powers coached ASU to five-straight wins versus USCHO.com Top-20 opponents for the first time in program history (the previous record for consecutive wins against ranked opponents was three-straight games). In 2021-22, the team boasted three of the top-10 scorers in the nation in Colin Theisen, Matthew Kopperud and Josh Doan. ASU scored 116 goals in 35 games for a 3.31 goals per game average, ranked No. 10 in the country. Under Powers, ASU became the fastest start-up collegiate hockey program to qualify for the postseason in 2018-19. At 21-13-1 and No. 10 in the Pairwise rankings, the Sun Devils made the largest jump in all of NCAA Division I year-to-year up from No. 53 at the end of 2017-18. During the 2013-14 season, Coach Powers helped guide the Sun Devils to their first-ever ACHA Division I National Championship. Himself a Sun Devil, Powers graduated from the Walter Cronkite School of Journalism in 1999 and was inducted into the ASU Hockey Player Hall of Fame in 2009. Collegiately, Greg was a three-time ACHA Division I All-American Goaltender while playing for the Sun Devils under the tutelage of Hall of Fame Head Coach Gene Hammett. The Sun Devils qualified for three national championships during Powers' four-season collegiate career, and he was named Team MVP for the 1996-1997 and 1997-1998 seasons.

GLOVES ARE OFF

#1 Luke Pavicich (Sr., G)

- Made season debut in game two at Air Force
- Started in his second game of the season at #14 Providence, tallying season team-high 36 saves in a single game
- Started for third time on Friday night at Northern Michigan. Collected his first win of the season with 16 saves and only one goal against
- Played first games at Mullett Arena vs. Omaha, made 37 saves combined in the series
- Played in both games at #1 DU. Made 56 saves over the weekend. Saved nearly two goals above average over the expected.
- Won NCHC Goaltender of the Week after performance vs. UMD. Made 68 saves in the series

#2 Noah Beck (Gr., D)

- Tied for the team lead in points with Schimek with 20 (3G, 17A). Tied fifth in NCHC for most points
- His 20 PTS is second among D-men in NCHC. His 17 assists is tied third in the NCHC among all skaters
- Leads the ASU team in PPG with 3
- Leads the team in plus/minus (+11). Went +5 combined in the two games of the DHC. Tied for fourth in the NCHC for plus/minus
- His 20 points this season is tied at 7th all-time in ASU single season history. His 17 assists is tied 6th in ASU single season records
- Won NCHC Defenseman of the Week after an impressive opening weekend at Air Force. Five assists, including four primary

#5 Ty Murchison (Sr., D)

- Leads the team in blocks with 50 this season. The marks leads all NCHC skaters
- Tallied a massive seven blocks in Saturday night's comeback tie vs. #10 Michigan
- Career single game high for blocks is 9 vs. Boston College on Dec. 31, 2022
- Was the first California native to commit to Sun Devil Hockey in the NCAA DI era
- Named alternate captain for the 2024-25 season

#7 Joel Kjellberg (Fr., D)

- Tallied his first career assist at Air Force in his debut game, Oct. 4.
- Notched third career assist vs. RMU. Finished as a +3 (career high) in ASU's 7-3 win over the Colonials

#8 Artem Shlaine (Gr., C)

- His shot percentage (.27) ranks third in NCHC and 25th in the NCAA
- Tallied his third multigoal night of the season in Saturday game vs. UND (all against ranked opponents - #1 DU and #14 UND)
- Went on a 6-game point scoring streak (5G, 4A) from Nov. 16-Jan. 3. Tied for fifth longest streak in program history.
- Put up a four-goal weekend at then-No. 1 DU, tallying both game-winning goals on each night. Scored Friday at DU opening goal just 35 seconds into play. Notched the GWG with only 45 seconds left in regulation. Won Forward of the Week after DU series
- First on the team in faceoffs (80 min attempts) with 163 wins to 124 losses for a .568 win percentage. His percentage is 10th in the NCHC.
- Made his debut in the maroon and gold at NMU after missing the first six games due to injury

#9 Anthony Dowd (So., D)

- Tied second-highest plus/minus on team (+9)
- Second-highest point scorer in sophomore class
- Only finished as a minus once this season

#10 Tucker Ness (Jr., D)

- Tallied first assist of the season at #1 DU and second assist of year vs. Robert Morris
- Only finished one game as a minus this season

#11 Benji Eckerle (Gr., F)

- Leads ASU forwards in blocks (20)
- Tallied his first career two-assist night at then-No. 1 DU on Nov. 23
- Took the LSAT this summer and is currently applying to law school.
- Only hockey player enrolled in Barrett, The Honors College at ASU

#12 Cullen Potter (Fr., F)

- Tallied first career 2-goal night vs. RMU
- Scored first collegiate goal at Air Force in ASU's 8-1 win on Friday night
- Scored the game-tying goal in ASU's comeback tie against #10 Michigan on Oct. 12. His goal secured the 3-3 tie for ASU
- Put up single-game high eight shots at #8 CC on Nov. 9

#13 Hunter Mullett (Fr., D)

- Grandson of ASU donors, Don and Barbara Mullett

#14 Ty Jackson (Gr., C)

- Put up a three-point weekend vs. UMD (1G, 2A)
- Named alternate captain for 24-25. The first time he has worn a letter in his college hockey career

#15 Dylan Jackson (Gr., F)

- Executed a massive weekend against UMD to close out 2024. Tallied one goal and one assist on each night. On Friday he was credited with the GWG
- Scored the game-winning goal on Friday night at Air Force

#16 Ethan Szmagaj (Sr., D)

- Named 13th captain in Sun Devil Hockey history

#18 David Hymovitch (So., F)

- Scored the game-winning goal vs. Omaha on Saturday night, his first goal in his home state
- Scored two goals in the three games (Nov. 9-16)
- Tallied first collegiate goal at #8 CC on Saturday night to protect the team from a road shutout
- The only ASU skater from the state of Arizona

#23 Bennett Schimek (Jr., F)

- Tied (with Kirwan) for team lead in PTS with 20
- Ranked top-10 in NCHC in points, assists, SHG
- On a four-game point scoring streak (6A)
- Tallied three-point game vs. RMU (3A). A single game high for assists for Schimek
- Tallied first career hat trick at Air Force (game 1)
- Scored two SHG and one PPG in Friday night's win at Air Force
- Awarded NCHC Forward of the Week after the six-point performance in the opening weekend

#25 Kyle Smolen (So., F)

- Went on a six-game point scoring streak (1G, 7A) from Nov. 16-Jan. 3
- Put up his second 2-assist night vs. RMU
- Leads the ASU sophomore class in points, boasts fourth-most points on the team
- Scored first career shorthanded goal at AF (gm. 1)

#29 Cole Gordon (So., F)

- Competed in 18 games this season

#31 Gibson Homer (R-Jr., G)

- Added to the Mike Richter Award Watch List. His save percentage and GAA are top-10 in the NCAA
- Handed then-#14 UND its first road loss in NCHC play on Jan. 10 with 27 saves and only 1 goal against
- Made season-high 34 saves in a shutout over #16 Cornell in the Desert Hockey Classic
- Made eight starts this season. Record of 4-3-1, .932 save percentage, 1.88 GAA
- Tied 8th in the country in shutouts with 2
- Notched first shutout of the season (2nd career) (22 saves) at NMU in game 2 against the Wildcats

#37 Sam Court (Fr., D)

- Tallied 2nd career multipoint game (1G, 1A) vs. Cornell on Jan. 4, 2025
- Tallied first career two-point night vs. UMD (1G, 1A)
- Tallied first career point with an assist at NMU on Saturday night
- Notched second career assist on Friday night vs. Omaha. Made single game high 7 shots on net
- Skated in every game so far this season

#43 Cole Helm (So., F)

- Recorded first assist of the season at AF

#51 Cruz Lucius (Jr., F)

- Debuted in the maroon and gold last weekend vs. then-No. 14 UND.
- Tallied an assist in each game of the series to continue as a point per game player

#53 Ryan Alexander (Jr., F)

- Out with injury
- Second-highest plus/minus (+9) on team
- Has finished even or positive on plus/minus in 14 out of 16 games

#61 Lukas Sillinger (Gr., F)

- Five assists away from breaking the program record for career assists. Sillinger boasts 64 and the record is currently held by Brinson Pasichnuk (68)
- His 85 career points at ASU lands him as ASU's fourth-highest point scorer in program history
- Scored first goal of season vs. #16 Cornell
- Boasts five two-assist nights this season, including in both games against North Dakota last weekend

#74 Brasen Boser (Fr., D)

- Tied for fifth-most blocks in the NCHC (30)
- Scored first collegiate goal on Friday vs. UND
- Notched first career point in Friday vs. Omaha
- Single game high of +3 on Saturday vs. Omaha

#82 Charlie Schoen (So., F)

- Scored first goal of season vs. RMU
- Missed majority of season thus far due to injury

#89 Tony Achille (So., F)

- Tony is a childhood cancer survivor (Hotchkiss Lymphoma).

#92 Ryan Kirwan (Sr., F)

- Tallied hat trick vs. RMU (second career NCAA)
- 3 of his 4 goals in Desert Hockey Classic were scored within the first or final minute of a period
- Won Desert Hockey Classic MVP (5pts, 4G, +4)
- All of his three goals at NMU were scored within the final five minutes of regulation
- Tied for team lead in GWG with Dylan Jackson and Artem Shlaine
- Fourth-most shots in the country (97), the mark leads the NCHC

STORY SNIPETS

BEST FRIENDS REUNITED

Growing up in Minnesota, Bennett Schimek and Cruz Lucius played hockey together as children and continued to be on the same team through the 2019-20 season. In 2020-21, Schimek went to the USHL's Sioux City Musketeers and Lucius moved onto the USNTDP Juniors. In 2022-23, they both started their collegiate careers - Schimek with Providence and Lucius with Wisconsin. Each did two years with their programs before entering the transfer portal. When the opportunity arose for the duo to reconnect in this next phase of their NCAA careers, they jumped at it.

Lucius was injured to start the 2024-25 season and the pair finally played their first game together on Jan. 10, 2025 in Lucius' debut in maroon and gold vs. North Dakota. The wingers were paired with rookie center Cullen Potter.

"It was special. It was something that we've dreamed about since we were little so it's cool to finally see it happen and get the chance to play with him," said Schimek.

CANCER SURVIVOR

At age 15, Tony was diagnosed with Hodgkin's Lymphoma, a type of cancer that affects the lymphatic system.

When Achille was diagnosed, his life turned upside down. His daily routine was interrupted, and he had to step away, competitively, from the sport he loved the most.

"I had a big lump on the side of my neck," Achille said. "My family and I went to a bunch of doctors, and they all thought it was a swollen lymph node. But the lump stayed on my neck. I went into surgery, and I got the lump removed. About two or three days later, my parents got a phone call."

"[It's] not the phone call that anyone wants to receive. Doctors told them that I had Hodgkin's Lymphoma."

Achille, following his diagnosis, underwent chemotherapy for several months. Keeping busy is what kept Achille sane. His love for hockey persisted throughout his entire journey with the disease. Even though he didn't skate competitively for two years, he skated sparingly on an ice rink near his house. This ice rink was owned by the father of his best friend, Tim Lovell.

Having a strong support system has been a primary motivator for Achille to give back. During quarantine, he and his family found-

ed Mission 16, a website designed to sell merchandise. This merchandise consisted of sweatshirts, t-shirts, and other apparel with the number 16, which is the number Achille used to wear in competition. His family raised over two thousand dollars, and all profits were donated to the Dana-Farber Cancer Institute in Boston, Massachusetts, where Achille underwent his treatment.

"There's always someone in a worse position than you," Achille said. "Going into the hospital every week made me realize that, especially seeing the young kids that were going through the same thing. They were honestly the happiest kids I've ever seen... You couldn't break their spirit."

FROM RUSSIA, WITH LOVE

At 14 years old, Artem Shlaine knew he wanted to pursue a hockey career but opportunities to combine education and hockey didn't exist in his home country of Russia. Determined to take the next step towards his dream, his parents helped him move to Florida alone to play for the South Florida Hockey Academy while the family continued to live in Russia. Almost a year after Shlaine moved to the U.S., his mom and little brother moved to the Minnesota, just in time for Shlaine to also start attending Shattuck St. Mary's. Shlaine began his collegiate career at UConn (2020-22) before transferring to Northern Michigan (2022-24). After a season-ending injury during his senior season, Shlaine entered the portal and landed at ASU who would begin its first season in the NCHC that Fall. After being separated from his parents to pursue his dreams, Shlaine is well aware of the sacrifices his parents made for him and the importance of family:

"(My hockey career) It's been a journey. I never thought when I was growing up in Russia that I was going to play in the U.S., go to college, get a scholarship, all that stuff. At the end of the day, you're thankful to your parents that they sacrificed their own stuff for the well-being of their kids... It's been really tough for my parents, they travel a lot to watch us play and every time they come to a game it's a special moment. I think some kids take it for granted who have always been with their parents," said Shlaine.

FOLLOWING MOM'S FOOTSTEPS

The story is tried and true in hockey - a player grew up watching his dad play hockey and wanted to follow in his footsteps. ASU freshman center Cullen Potter puts a refreshing spin on the hockey legacy story. His mom, Jenny Potter, is a 14-time medalist on the international hockey stage whose U.S. Women's National Team career spanned 15 seasons.

She is one of the most decorated players in the history of women's ice hockey in the United States. Highlighting her career were four appearances in the Olympic Winter Games, including helping Team USA to a gold medal at the 1998 Games in Nagano, Japan. She is one of only three U.S. women's players to compete in four Olympics. Further, her 32 career points (11G, 21A) in Olympic competition are tops in U.S. history and second in the overall Olympic record books. Potter, who also participated in 10 Three/Four Nations Cups during her time with the U.S. Women's National Team, finished her career with 237 points (101G, 136A) in 204 games played. The mastery she displayed on the international stage transitioned with ease from her prolific collegiate career, which included recognition as an All-American in each of her four campaigns. Potter played one season with the University of Minnesota (1998-99) before finishing her final three years with the University of Minnesota Duluth (1999-00/2002-04).

In the NHL Central Scouting Mid-Season report released on Jan. 14, 2025, Potter was ranked 22nd among North American skaters in anticipation of the 2025 NHL Entry Draft.

PROGRAM RECORD - 8 STRAIGHT WINS

After defeating Omaha, 3-2, at home to secure a series split with the Mavericks, ASU turned up the heat on its opponents. ASU traveled to then-No. 1 Denver and secured a series sweep of the Pioneers at Magness Arena. The wins ended DU's 21-game winning streak that dated back to March 2024 and included the Pioneers NCAA championship berth. The Sun Devils handed the Pioneers their first sweep at home since pre-COVID February 2020 after they fell in a series to Minnesota Duluth. In the four years since then, Denver has won two national championships (2022 and 2024). ASU enjoyed an off-weekend after the huge wins in the Mile High City before hosting UMD in the final series before the holiday break. After winning 5-3 on Friday, the Bulldogs pushed Saturday to overtime but the Sun Devils ultimately came out on top, 3-2. Following the holiday break, ASU hosted its sixth annual Desert Hockey Classic, defeating Robert Morris, 7-3, en route to the championship game against then-No. 16 Cornell. The Sun Devils secured back-to-back titles as champions of the classic after shutting down the Big Red with a 4-0 victory and 34-save shutout for Gibson Homer. The Sun Devils reached a new program record at eight consecutive wins with the 4-1 victory over then-No. 15 North Dakota on Friday, Jan. 10. The streak ran from Nov. 16, 2024 through Jan. 10, 2025.

ARIZONA STATE SINGLE-GAME CAREER HIGHS

#1 Luke Pavich

Saves: 47 (at Providence, 01/27/24)

#2 Noah Beck

Goals: 2 (2 times, last vs. New Hampshire, 10/07/22)

Assists: 3 (2 times, last at Air Force, 10/04/24)

Points: 3 (4 times, last at Air Force, 10/04/24)

Plus/Minus: +3 (3 times, last vs. Robert Morris, 01/03/25)

#5 Ty Murchison

Goals: 2 (at Colorado College, 12/17/21)

Assists: 1 (11 times, last at Northern Michigan, 10/25/24)

Points: 2 (at Colorado College, 12/17/21)

Blocks: 9 (vs. Boston College, 12/31/22)

#7 Joel Kjellberg

Assists: 1 (3 times, last vs. Robert Morris, 01/03/25)

Points: 1 (3 times, last vs. Robert Morris, 01/03/25)

Plus/Minus: 3 (vs. Robert Morris, 01/03/25)

#8 Artem Shlaine

Goals: 3 (vs. Lake Superior State, 11/10/23)

Assists: 3 (2 times, last vs. Ferris State, 02/18/23)

Points: 3 (6 times)

Plus/Minus: +4 (vs. Ferris St., 02/17/23)

#9 Anthony Dowd

Goals: 2 (at Robert Morris, 12/17/23)

Assists: 2 (vs. Stonehill, 11/03/23; vs. Northern Michigan, 10/21/23)

Points: 3 (vs. Stonehill, 11/03/23 and at Robert Morris, 12/17/23)

Plus/Minus: +2 (5 times, last vs. #15 North Dakota, 01/10/25)

#10 Tucker Ness

Assists: 1 (4 times, last vs. Robert Morris, 01/03/25)

Points: 1 (4 times, last vs. Robert Morris, 01/03/25)

Plus/minus: +2 (vs. Lindenwood, 02/03/24)

#11 Benji Eckerle

Goals: 1 (16 times, last vs. Robert Morris, 01/03/25)

Assists: 2 (at #1 Denver, 11/23/24)

Points: 2 (4 times, last at #1 Denver, 12/23/23)

Plus/Minus: +3 (2 times, last vs. Harvard, 01/05/24)

#12 Cullen Potter

Goals: 2 (vs. Robert Morris, 01/03/25)

Assists: 1 (4 times, last vs. #1 Denver, 11/22/24)

Points: 2 (2 times, last vs. Robert Morris, 01/03/25)

#13 Hunter Mullett

#14 Ty Jackson

Goals: 1 (29 times, last vs. Cornell, 01/04/25)

Assists: 4 (vs. Lindenwood, 02/17/23)

Points: 4 (vs. Lindenwood, 02/17/23)

Plus/Minus: 4 (at UConn, 02/26/22)

#15 Dylan Jackson

Goals: 3 (2 times, last vs. #2 Denver, 11/10/23)

Assists: 2 (5 times, last at Miami, 10/28/23)

Points: 4 (vs. Lindenwood, 02/17/23)

#16 Ethan Szmagaj

Goals: 1 (5 times, last vs. Alaska Fairbanks, 02/10/24)

Assists: 2 (at Bemidji State, 10/08/22)

Points: 2 (at Bemidji State, 10/08/22)

Blocks: 7 (at New Hampshire, 12/10/22)

#18 David Hymovitch

Goals: 1 (2x, last vs. Omaha, 11/16/24)

Assists: 1 (3x, last vs. Robert Morris, 01/03/25)

Points: 1 (5x, last vs. Robert Morris, 01/03/25)

#23 Bennett Schimek

Goals: 3 (at Air Force, 10/04/24)

Assists: 3 (vs. Robert Morris, 01/03/25)

Points: 4 (2 times, last at Air Force, 10/04/24)

Plus/Minus: +4 (2 times, last at UMass Lowell, 01/26/24)

#25 Kyle Smolen

Goals: 2 (3x, last at Air Force, 10/04/24)

Assists: 2 (3x, last vs. Robert Morris, 01/03/25)

Points: 3 (vs. Harvard, 01/05/24)

Plus/Minus: +3 (vs. Robert Morris, 01/03/25)

#29 Cole Gordon

Goals: 1 (4 times, last at Air Force, 10/04/24)

Assists: N/A

Points: 1 (4 times, last at Air Force, 10/04/24)

#31 Gibson Homer

Saves: 39 (at Alaska Anchorage, 03/08/24)

#37 Sam Court

Goals: 1 (2x, last vs. Cornell, 01/04/25)

Assists: 1 (4x, last vs. Minnesota Duluth, 12/06/24)

Points: 2 (2x, last vs. Cornell, 01/04/25)

Plus/Minus: +3 (vs. Cornell, 01/04/25)

#43 Cole Helm

Goals: N/A

Assists: 1 (2 times, last at Air Force, 10/04/24)

Points: 1 (2 times, last at Air Force, 10/04/24)

#51 Cruz Lucius

Goals: 2 (4 times)

Assists: 4 (vs. Notre Dame, 01/07/23)

Points: 4 (2 times, last vs. Notre Dame, 01/07/23)

Plus/Minus: +3 (2 times, last at Michigan Tech, 10/20/23)

#53 Ryan Alexander

Goals: 2 (vs. Minnesota, 11/26/22)

Assists: 2 (3 times, last time at #1 Denver, 11/22/24)

Points: 2 (8 times, last time at #1 Denver, 11/22/24)

#61 Lukas Sillinger

Goals: 3 (at Alaska Anchorage, 03/09/24)

Assists: 4 (at Robert Morris, 12/17/23)

Points: 5 (at Robert Morris, 12/17/23)

Plus/Minus: +5 (at Michigan Tech, 03/12/22)

#74 Brasen Boser

Goals: 1 (vs. #14 North Dakota, 01/10/25)

Assists: 1 (vs. Omaha, 11/15/24)

Points: 1 (2x, last vs. #15 North Dakota, 01/10/25)

Plus/Minus: +3 (vs. Omaha, 11/16/24)

#82 Charlie Schoen

Goals: 2 (at Alaska Fairbanks, 02/24/24)

Assists: 3 (at Alaska Anchorage, 03/09/24)

Points: 3 (at Alaska Anchorage, 03/09/24)

Plus/Minus: 3 (at Robert Morris, 12/17/23)

#89 Tony Achille

Goals: N/A

Assists: 1 (3 times, last vs. Lindenwood, 02/03/24)

Points: 1 (3 times, last vs. Lindenwood, 02/03/24)

#92 Ryan Kirwan

Goals: 3 (2x, last vs. Robert Morris, 01/03/25)

Assists: 2 (2 times, last at Wisconsin, 12/11/21)

Points: 4 (vs. Army, 01/06/24)

Plus/Minus: +4 (vs. Minnesota, 12/02/23)

ARIZONA STATE LAST TIME IT HAPPENED

Won in overtime	vs. Minnesota Duluth (3-2).....	Dec. 7, 2024
Lost in overtime.....	vs. #14 North Dakota (4-3)	Jan. 11, 2025
Overtime tie.....	vs. #10 Michigan (3-3)	Oct. 12, 2024
Scored 5 goals.....	@ #1 Denver	Nov. 23, 2024
Scored 6 goals.....	vs. #2 Denver	Nov. 10, 2023
Scored 7+ goals.....	vs. Robert Morris (7)	Jan. 3, 2025
Allowed 5+ goals.....	vs. #2 Denver (8, 2EN).....	Nov. 11, 2023
Shutout on road	@ #4 Minnesota (0-10).....	Jan. 21, 2021
Shutout at home	vs. #17 Minnesota State (0-5)	Jan. 14, 2023
Shutout at neutral site.....	vs. #19 Clarkson (0-3)	Dec. 28, 2018
Had a home shutout	vs. Alaska Anchorage (3-0).....	Nov. 19, 2023
Had a road shutout.....	@ Northern Michigan (2-0)	Oct. 26, 2024
Had a neutral site shutout		
Had a home sweep.....	vs. Minnesota Duluth*	Dec. 6-7, 2024
Had a road sweep.....	@ #1 Denver	Nov. 22-23, 2024
Swept at home.....	vs. #18 Cornell.....	Feb. 24-25, 2023
Swept on the road.....	@ #8 Colorado College.....	Nov. 8-9, 2024
Scored a SHG.....	Artem Shlaine vs. #14 North Dakota.....	Jan. 11, 2025
Allowed a SHG.....	vs. #10 Michigan	Oct. 11, 2024
Scored 2 PPG's.....	vs. #14 North Dakota (Schimek & Shlaine).....	Jan. 11, 2025
Scored 3 PPG's.....	vs. Alaska Fairbanks (Kopperud, T. Jackson, Kopperud).....	Feb. 10, 2024
Player w/ 2+ PPG's.....	Matthew Kopperud (2) vs. Alaska Fairbanks	Feb. 10, 2024
	Tyler Gratton (2) at Robert Morris	Dec. 17, 2023
	Matthew Kopperud (2) at Robert Morris.....	Dec. 16, 2023
	Matthew Kopperud (2) vs. New Hampshire	Oct. 16, 2021
	Matthew Kopperud (2) vs. UMass Lowell	Oct. 2, 2021
	Matthew Kopperud (2) vs. #18 Notre Dame	Jan. 10, 2021
Player w/2 SHG.....	Bennett Schimek at Air Force.....	Oct. 4, 2024
Player w/PPG & SHG in same game.....	Artem Shlaine vs. #14 North Dakota (L, 4-3 OT)	Jan. 11, 2025
	Bennett Schimek @ Air Force (W, 8-3).....	Oct. 4, 2024
	Robert Mastro Simone vs. Michigan Tech (L, 4-2)	Jan. 6, 2023
	Josh Maniscalco vs. Alaska Fairbanks (W, 4-0)	Nov. 9, 2019
Allowed 2 PPG's.....	vs. Long Island	March 1, 2024
Allowed 3+ PPG's.....	vs. Robert Morris (3).....	Jan. 3, 2025
Acquired 10+ Penalties.....	@ Alaska (21)	Feb. 23, 2024
Committed 0 Penalties.....	@ #1 Minnesota.....	Jan. 4, 2021
Scored a hat trick.....	Ryan Kirwan vs. Robert Morris	Jan. 3, 2025
Allowed a hat trick.....	at #14 Providence (2G, 1EN)	Oct. 18, 2024
	vs. #10 Michigan (2G, 1EN)	Oct. 11, 2024
Player had 3 assists	Bennett Schimek (3) vs. Robert Morris.....	Jan. 3, 2025
	Noah Beck (3) at Air Force.....	Oct. 4, 2024
	Charlie Schoen (3) @Alaska Anchorage	March 9, 2024
	Lukas Sillinger (3) vs. Long Island.....	March 2, 2024
	Lukas Sillinger (3) at Alaska Fairbanks.....	Feb. 24, 2024
	Lukas Sillinger (3) vs. Alaska Anchorage	Nov. 17, 2023
	Robert Mastro Simone (3) at Alaska Anchorage.....	March 3, 2023
	Robert Mastro Simone (3) vs #2 Minnesota.....	Nov. 26, 2022
	Jack Becker (3) at Colorado College	Dec. 17, 2021
	Josh Doan (3) vs. UMass Lowell	Oct. 2, 2021
	Walker & O'Reilly (3) at #18 Notre Dame.....	Jan. 10, 2021
Player had 4 assists	Lukas Sillinger (4) at Robert Morris.....	Dec. 17, 2023
	Tim Lovell (4) at Robert Morris.....	Dec. 17, 2023
	Ty Jackson (4) vs. Lindenwood	Feb. 17, 2023
Player had 5 assists	Anthony Croston (5) vs. Brown.....	Dec. 30, 2016
Player had 3 points.....	Ryan Kirwan (3G) vs. Robert Morris	Jan. 3, 2025
	Noah Beck (3A) at Air Force.....	Oct. 4, 2024
Player had 4 points.....	Bennett Schimek (3G, 1A) at Air Force	Oct. 4, 2024
	Lukas Sillinger (3G, 1A) @Alaska Anchorage	March 9, 2024
	Tim Lovell (4A) at Robert Morris	Dec. 17, 2023
	Josh Doan (1G, 3A) at Alaska Anchorage	March 3, 2023
	Ty Jackson (4A), Dylan Jackson (2G, 2A)	Feb. 17, 2023
Player had 5 points.....	Lukas Sillinger (1G, 4A) at Robert Morris.....	Dec. 17, 2023
	Anthony Croston (5A) vs. Brown.....	Dec. 30, 2016
Registered 40+ SOG.....	vs. Omaha (44)	Nov. 16, 2024
Registered 50+ SOG.....	vs. Omaha (53), vs St. Thomas (50), Lindenwood (53), RMU (56).....	10/27/18, 10/29/21, 02/17/23, 12/27/23
Allowed 40+ SOG	@Alaska Anchorage (43)	March 8, 2024
	vs. #9 Providence (41)*	Nov. 24, 2023
Allowed 50+ SOG.....	vs. Boston College (50).....	Dec. 30, 2022
Goalie had 30-39 saves.....	Luke Pavicich (32 saves) vs. #14 North Dakota	Jan. 11, 2025
Goalie had 40+ saves.....	TJ Semptimphelter vs. Boston College (42)	Dec. 31, 2022
Goalie had 50+ saves.....	TJ Semptimphelter (53) at #1 Denver.....	Dec. 2, 2022
Goalie assist.....	TJ Semptimphelter vs. Harvard	Jan. 5, 2024

*Includes Overtime

2024-25 REGULAR-SEASON HIGHS AND LOWS

Most Goals Scored in a Game	8	at Air Force	Oct. 4, 2024
Most Goals Allowed in a Game	4	at AF/#10 UM/#14 PRO/#8 CC/UNO/UND	Oct. 5/11/18/Nov. 8/15/Jan. 11,
Most Goals Scored in a Period	4	at Air Force	Oct. 4, 2024
Most Goals Allowed in a Period	2	multiple times	
Most Shots On Goal in a Game	44	vs. Omaha	Nov. 16, 2024
Most Shots On Goal Allowed in a Game	38	at #14 Providence & UMD	Oct. 19 & Dec. 6, 2024
Most Shots On Goal in a Period	18	vs. Omaha	Nov. 15, 2024
Most Shots On Goal Allowed in a Period	19	at Air Force (2nd period)	Oct. 5, 2024
Fewest Shots On Goal in a Game	24	at Air Force; vs. UND	Oct. 4, 2024; Jan. 11, 2025
Fewest Shots On Goal Allowed in a Game	17	at Northern Michigan	Oct. 25, 2024
Fewest Shots On Goal in a Period	4	at Air Force (2nd period)	Oct. 4, 2024
Fewest Shots On Goal Allowed in a Period	3	at Northern Michigan (3rd period)	Oct. 26, 2024
Most Saves in a Game	36	Luke Pavich at #14 Providence	Oct. 19, 2024
Most PPG in a Game	2	at Air Force (Schimek 2x); vs. UND (Schimek & Shlaine)	Oct. 4, 2024; Jan. 11, 2025
Most PPG Allowed in a Game	3	vs. Robert Morris	Jan. 3, 2025
Most PP Opportunities in a Game	6	at Northern Michigan	Oct. 25, 24
Most ASU Penalties in a Game	8	vs. #14 North Dakota	Jan. 11,, 2025
Most SHG in a Game	3	at Air Force (Bennett Schimek 2x, Smolen)	Oct. 4, 2024
Most SHG Allowed in a Game	2	vs. #10 Michigan	Oct. 11, 2024
Longest Undefeated Streak	8	Nov. 16, 2024-Jan. 10, 2025	
Longest Winning Streak	8	Nov. 16, 2024-Jan. 10, 2025	
Longest Home Winning Streak	6	Nov. 16, 2024 - Jan. 10, 2025	
Longest Road Winning Streak	2	Oct. 25-26, 2024 & Nov. 22-23, 2024 (current)	
Longest Winless Streak	5	Oct. 5-19, 2024	
Longest Home Winless Streak	3	Oct. 11-Nov. 15, 2024	
Longest Road Winless Streak	3	Oct. 5-19, 2024	
Longest Winning Streak Against Ranked Teams	4	Nov. 22-Jan. 10 (at #1 Denver, vs. #16 Cornell, vs. #14 North Dakota)	
Quickest Goal from Start of Game (Sun Devils)	:27 (1st)	at Air Force (Bennett Schimek)	Oct. 5, 2024
Quickest Goal from Start of Game (Opp.)	3:59 (1st)	at #8 Colorado College	Nov. 8, 2024
Shortest Time Between Two Goals (Sun Devils)	0:16	vs. #10 Michigan (Beck & Potter)	Oct. 12, 2024
Shortest Time Between Two Goals (Opp.)	1:01	vs. Minnesota Duluth	Dec. 6, 2024
Shortest Time Between Two Goals (Both teams)	:31	at Air Force	Oct. 5, 2024
Largest Margin of Victory	7	at Air Force (8-1)	Oct. 4, 2024
Largest Margin of Defeat	3	vs. #10 Michigan/at #14 Providence	Oct. 11/18, 2024
Largest Crowd at Home	5,354	vs. #10 Michigan	Oct. 12, 2024
Shutouts This Year	2	vs. #16 Cornell (4-0, 34 saves-Homer) at Northern Michigan (2-0, 22 saves-Homer)	Jan. 4, 2025 Oct. 26, 2024
Shutouts Against This Year			
Hat Tricks	2	Ryan Kirwan vs. Robert Morris Bennett Schimek at Air Force	Jan. 3, 2024 Oct. 4, 2024
Hat Tricks Against	2	#10 Michigan (2G, 1EN) #14 Providence (2G, 1EN)	Oct. 11, 2024 Oct. 18, 2024

*Includes Overtime

2024-25 Sun Devil Hockey Game Notes

OVERALL REGULAR-SEASON HIGHS AND LOWS

Most Goals Scored in a Game	8	vs. Brown at #14/15 Wisconsin vs. Lindenwood at Robert Morris at Air Force	Dec. 30, 2016 Nov. 28, 2020 Feb. 17, 2023 Dec. 17, 2023 Oct. 4, 2024
Most Goals Allowed in a Game	10	at #4 Minnesota at Merrimack	Jan. 21-22, 2021 Jan. 31, 2016
Most Goals Scored in a Period	5	2nd period at Robert Morris 3rd period vs. RIT	Dec. 17, 2023 Jan. 17, 2020
Most Goals Allowed in a Period	6	3rd period at #4 Minnesota	Jan. 22, 2021
Most Shots On Goal in a Game	56	at Robert Morris	Dec. 17, 2023
Most Shots On Goal Allowed in a Game	57	at Quinnipiac at UMass-Lowell at Quinnipiac	Oct. 15, 2015 Jan. 30, 2016 Jan. 27, 2017
Most Shots On Goal in a Period	27	2nd period at Robert Morris	Dec. 17, 2023
Most Shots On Goal Allowed in a Period	28	3rd period at Quinnipiac	Jan. 28, 2017
Fewest Shots On Goal in a Game	11	at #12/14 Wisconsin	Jan. 16, 2021
Fewest Shots On Goal Allowed in a Game	15	at Air Force at #6 North Dakota	Oct. 18, 2019 Oct. 29, 2022
Fewest Shots On Goal in a Period	1	3rd period at Quinnipiac 1st period at Bentley 3rd period vs. Boston College	Jan. 28, 2017 Feb. 8, 2020 Dec. 31, 2022
Fewest Shots On Goal Allowed in a Period	1	1st period vs. Alabama-Huntsville	Nov. 3, 2017
Most Saves in a Game	53	Joey Daccord at Quinnipiac TJ Semptimphelter at #1 Denver	Jan. 28, 2017 Dec. 2, 2022
Most Penalties in a Game	21	at Alaska	Feb. 23, 2024
Most PPG in a Game	5	vs. Omaha	Oct. 27, 2018
Most PPG Allowed in a Game	6	at Notre Dame	Oct. 7, 2016
Most SHG in a Game	3	at Air Force (Bennett Schimek 2x, Smolen)	Oct. 4, 2024
Player with 2 SHG in Single Game	2	Bennett Schimek at Air Force	Oct. 4, 2024
Longest Undefeated Streak	10	Dec. 1, 2023-Jan. 6, 2024	
Longest Winning Streak (Home & Away)	8	Nov. 16, 2024 - Jan. 10, 2025	
Longest Home Winning Streak	10	Oct. 26, 2018 - Feb. 16, 2019 (games at Oceanside Ice Arena)	
Longest Road Winning Streak	3	Dec. 2, 2023 - present; Jan. 11-15, 2022; Nov. 28 - Dec. 3, 2020; Jan. 25 - Feb. 8, 2020; Jan. 26 - Feb. 2, 2019; Dec. 13-17, 2016	
Longest Winless Streak	16	Nov. 27, 2015 - Jan. 31, 2016	
Longest Home Winless Streak	4	Nov. 4 - Dec. 8, 2017	
Longest Road Winless Streak	17	Nov. 27, 2015 - Oct. 22, 2016	
Quickest Goal from Start of Game (Sun Devils)	0:11	at #13/16 Notre Dame	Dec. 3, 2020
Quickest Goal from Start of Game (Opp.)	0:09	at Holy Cross	Nov. 25, 2016
Shortest Time Between Two Goals (Sun Devils)	0:07	vs. RIT	Jan. 17, 2020
Shortest Time Between Two Goals (Opp.)	0:11	at Penn State	Nov. 18, 2016
Shortest Time Between Two Goals (Both teams)	0:07	vs. #11/12 Denver	Dec. 3, 2021
Largest Margin of Victory	7	at Air Force (8-1)	Oct. 4, 2024
Largest Margin of Defeat	10	at #4 Minnesota at Merrimack	Jan. 21 & 22, 2021 Jan. 31, 2016
Largest Comeback Victory in 2-0 Deficit	5-2, W	vs. Clarkson (down 2-0 in 2nd period)	Dec. 29, 2023
Largest Crowd at Home	5,354	vs. No. 10 Michigan	Oct. 12, 2024
Hat Tricks	11	vs. Southern New Hampshire (Croston) vs. Omaha (Walker, 4) vs. #4 Denver (Walker) vs. Alaska Anchorage (B. Pasichnuk) vs. St. Thomas (Theisen) vs. Long Island (D. Jackson) vs. #2 Denver (D. Jackson) at Robert Morris (Gratton) at Alaska Anchorage (Sillinger - 1st natural) at Air Force (Schimek) vs. Robert Morris (Kirwan)	Jan. 20, 2017 Oct. 27, 2018 Dec. 6, 2019 Feb. 15, 2020 Oct. 30, 2021 March 10, 2023 Nov. 10, 2023 Dec. 17, 2023 March 9, 2024 Oct. 4, 2024 Jan. 3, 2025
Hat Tricks Against (12): at UMass-Lowell (Smith) - Jan. 30, 2016;; at Penn State (Smirnov) - Nov. 18, 2016; vs. Brown (Corcoran) - Dec. 30, 2016; vs. St. Cloud State (Jackson) - Dec. 31, 2016; vs. Boston University (Carpenter) - Jan. 26, 2018; at Wisconsin (Ahcan) - Feb. 21, 2020; at #7 Michigan (Beniers) - Feb. 26, 2021; at Colgate (Young) - Oct. 22, 2021; at Quinnipiac (Chau) - Nov. 13, 2021; vs. #11/12 Denver (Stapley) - Dec. 3, 2021; at #4 Minnesota (McManus, Walker) - Jan. 21, 2021; vs. #10 Michigan - Oct. 11, 2024			

2024-25 GAME-BY-GAME RESULTS

No.	Date	Opponent	Result	Score	Record	ASU Goal	Opp. Goal	SF-SA	PP/PK
1	Oct. 4	at Air Force	Win	8-4	1-0-0	23^, 15, 23*, 25^, 12, 25*, 23*, 29	26	24-28	2 / 6
2	Oct. 5	at Air Force	Loss	3-4 (OT)	1-1-0	23, 25, 92	64, 26, 64, 26*	35-33	3 / 4
3	Oct. 11	vs. #10 Michigan	Loss	1-4 (EN)	1-2-0	14*	17, 17^, 19*, [17]	36-34	5 / 2
4	Oct. 12	vs. #10 Michigan	Tie	3-3 (OT)	1-2-1	15, 2*, 12	5, 22, 19	31-34	4 / 4
5	Oct. 18	at #14 Providence	Loss	1-4 (EN)	1-3-1	92	19, 19, 10, [19]	28-27	2 / 1
6	Oct. 19	at #14 Providence	Loss	1-2	1-4-1	92	9, 27	32-38	1 / 2
7	Oct. 25	at Northern Michigan	Win	3-1 (EN)	2-4-1	23, 92, [11]	20	40-17	2 / 1
8	Oct. 26	at Northern Michigan	Win	2-0 (EN)	3-4-1	92*, [92]		38-22	6 / 2
9	Nov. 8	at #8 Colorado College	Loss	3-4 (OT)	3-5-1	53, 15, 2*	4*, 24, 27, 2	30-21	3 / 2
10	Nov. 9	at #8 Colorado College	Loss	1-3 (EN)	3-6-1	18	29*, 17, [24]	42-21	3 / 4
11	Nov. 15	vs. Omaha	Loss	2-4 (EN)	3-7-1	14, 9*	29, 24*, 3, [6]	43-23	3 / 3
12	Nov. 16	vs. Omaha	Win	3-2	4-7-1	8, 53, 18	3, 8	44-22	4 / 3
13	Nov. 22	at #1 Denver	Win	3-2	5-7-1	8, 23, 8	15*, 15	30-32	3 / 3
14	Nov. 23	at #1 Denver	Win	5-2	6-7-1	2*, 12, 8, 8, [23]	12, 7	29-28	2 / 1
15	Dec. 6	vs. Minnesota Duluth	Win	5-3 (EN)	7-7-1	14*, 12, 53, 15, [37]	17, 10, 17	38-28	2 / 1
16	Dec. 7	vs. Minnesota Duluth	Win	3-2 (OT)	8-7-1	15, 92, 25	10, 27	35-28	4 / 4
17	Jan. 3	vs. Robert Morris	Win	7-3	9-7-1	92, 92, 12, 12, 11, 82, 92	9, 9, 2	35-25	2 / 6
18	Jan. 4	vs. #16 Cornell	Win	4-0	10-7-1	14, 92, 61, 37*		28-34	4 / 1
19	Jan. 10	vs. #14 North Dakota	Win	4-1	11-7-1	12, 74, 8, 25*	26	31-28	4 / 2
20	Jan. 11	vs. #14 North Dakota	Loss	3-4 (OT)	11-8-1	8^, 23*, 8*	8, 18*, 14, 9	24-36	5 / 6

* - Power Play Goal

^ - Shorthanded Goal

[] - Empty Net Goal

\$ - Penalty Shot

2024-25 Sun Devil Hockey Game Notes

CAREER SCORING

Player (Games: ASU; Career)	G-A-Pts. (Career)
Lukas Sillinger (89; 154)	21-64-85 (44-94-138)
Artem Shlaine (14; 138)	8-5-13 (37-57-94)
Ryan Kirwan (20; 120)	11-6-17 (45-41-86)
Ty Jackson (77; 126)	16-36-52 (29-55-84)
Noah Beck (20; 143)	3-17-20 (18-58-76)
Cruz Lucius (2; 72)	0-2-2 (24-46-70)
Dylan Jackson (68; 97)	24-20-44 (29-32-61)
Bennett Schimek (18; 89)	8-12-20 (27-30-57)
Benji Eckerle (137)	16-32-48
Ryan Alexander (78)	17-17-34
Kyle Smolen (56)	12-20-32
Charlie Schoen (47)	10-17-27
Ethan Szmagaj (112)	5-18-23
Ty Murchison (128)	9-11-20
Anthony Dowd (56)	4-15-19
Cullen Potter (20)	7-4-11
Sam Court (20)	2-5-7
David Hymovitch (20)	2-3-5
Cole Gordon (48)	4-0-4
Tucker Ness (54)	0-4-4
Tony Achille (20)	0-3-3
Joel Kjellberg (16)	0-3-3
Cole Helm (9)	0-2-2
Brasen Boser (20)	1-1-2

LAST GOAL SCORED

Player	Opp.	GP Since
Artem Shlaine	vs. #14 North Dakota	0
Bennett Schimek	vs. #14 North Dakota	0
Kyle Smolen	vs. #14 North Dakota	1
Cullen Potter	vs. #14 North Dakota	1
Brasen Boser	vs. #14 North Dakota	1
Ty Jackson	vs. #16 Cornell	2
Ryan Kirwan	vs. #16 Cornell	2
Lukas Sillinger	vs. #16 Cornell	2
Sam Court	vs. #16 Cornell	2
Benji Eckerle	vs. Robert Morris	3
Charlie Schoen	vs. Robert Morris	3
Dylan Jackson	vs. Minnesota Duluth	4
Ryan Alexander	vs. Minnesota Duluth	4
Noah Beck	at #1 Denver	6
David Hymovitch	vs. Omaha	8
Anthony Dowd	vs. Omaha	9
Cole Gordon	at Air Force	19
Ethan Szmagaj	vs. Alaska	26
Ty Murchison	at Robert Morris	38

CURRENT PLAYERS IN THE NHL ENTRY DRAFT

Player (Year)	Team	Round-Pick
Noah Beck ('20)	St. Louis Blues	7th-194th
Cruz Lucius ('22)*	Carolina Hurricanes	4th-124th
	*rights traded to Pittsburgh Penguins	
Ty Murchison ('21)	Philadelphia Flyers	5th-158th
Artem Shlaine ('20)	New Jersey Devils	5th-130th

MULTIPLE-POINT GAMES (SEASON/CAREER)

Player (Games - Season/Career)	Last Time	Record (Season/Career)
Lukas Sillinger (6 / 37)	01/11/25 vs. #14 North Dakota (2A)	4-1-1 / 25-11-2
Ty Jackson (1 / 20)	12/06/24 vs. Minnesota Duluth (1G, 1A)	1-0-0 / 18-1-0
Cruz Lucius (0 / 17)	03/09/24 vs. Ohio State (1G, 2A)	0-0-0 / 17-0-0
Ryan Kirwan (3 / 18)	01/04/25 vs. #16 Cornell (1G, 1A)	3-0-0 / 18-0-0
Artem Shlaine (4 / 18)	01/11/25 vs. #14 North Dakota (2G)	3-1-0 / 16-2-0
Noah Beck (6 / 14)	01/03/25 vs. Robert Morris (2A)	3-2-1 / 6-5-3
Ryan Alexander (2 / 8)	11/22/24 at #1 Denver (2A)	2-0-0 / 6-2-0
Dylan Jackson (3 / 8)	12/07/24 vs. Minnesota Duluth (1G, 1A)	3-0-0 / 7-1-0
Bennett Schimek (4 / 9)	01/03/25 vs. Robert Morris (3A)	3-1-0 / 8-1-0
Kyle Smolen (4 / 7)	01/10/25 vs. #14 North Dakota (1G, 1A)	4-0-0 / 6-0-1
Charlie Schoen (0 / 5)	02/24/24 at Alaska(2G)	0-0-0 / 4-1-0
Benji Eckerle (1 / 4)	11/23/24 at #1 Denver (2A)	1-0-0 / 2-1-1
Anthony Dowd (0 / 3)	12/17/23 at Robert Morris (2G, 1A)	0-0-0 / 3-0-0
Sam Court (1 / 1)	12/06/24 vs. Minnesota Duluth (1G, 1A)	1-0-0 / 1-0-0
Cullen Potter (2 / 2)	01/03/25 vs. Robert Morris (2G)	1-0-1 / 1-0-1
Ethan Szmagaj (0 / 1)	10/08/22 at Bemidji State (2A)	0-0-0 / 0-1-0

MULTIPLE-GOAL GAMES (SEASON/CAREER)

Player (Games - Season/Career)	Last Time	Record (Season/Career)
Ryan Kirwan (2 / 8)	01/03/25 vs. Robert Morris (3G)	2-0-0 / 8-0-0
Lukas Sillinger (0 / 5)	03/09/24 at Alaska Anchorage	0-0-0 / 4-1-0
Cruz Lucius (0 / 4)	02/23/24 vs. Penn State (2G)	0-0-0 / 4-0-0
Dylan Jackson (0 / 3)	11/10/23 vs. #2 Denver (3G)	0-0-0 / 3-0-0
Kyle Smolen (1 / 2)	10/04/24 at Air Force (2G)	1-0-0 / 2-0-0
Noah Beck (0 / 2)	10/07/24 vs. New Hampshire (2G)	0-0-0 / 0-1-1
Artem Shlaine (3 / 5)	01/11/25 vs. #14 North Dakota (2G)	2-1-0 / 4-1-0
Bennett Schimek (1 / 3)	10/04/24 at Air Force (3G)	1-0-0 / 3-0-0
Cullen Potter (1 / 1)	01/03/25 vs. Robert Morris (2G)	1-0-0 / 1-0-0
Charlie Schoen (0 / 1)	02/24/24 at Alaska (2G)	0-0-0 / 1-0-0
Anthony Dowd (0 / 1)	12/17/23 at Robert Morris (2G)	0-0-0 / 1-0-0
Ryan Alexander (0 / 1)	11/26/22 vs. No. 2 Minnesota (2G)	0-0-0 / 1-0-0

THREE-PLUS POINT GAMES (SEASON/CAREER)

Player (Games - Season/Career)	Last Time	Record (Season/Career)
Lukas Sillinger (0 / 10)	03/09/24 at Alaska Anchorage(3G, 1A)	0-0-0 / 10-0-0
Artem Shlaine (0 / 4)	02/02/24 vs. Michigan Tech (2G, 1A)	0-0-0 / 4-0-0
Cruz Lucius (0 / 4)	03/09/24 vs. Ohio State (1G, 2A)	0-0-0 / 4-0-0
Dylan Jackson (0 / 3)	11/10/23 vs. #2 Denver (3G)	0-0-0 / 3-0-0
Ryan Kirwan (1 / 4)	01/03/25 vs. Robert Morris (3G)	1-0-0 / 4-0-0
Noah Beck (1 / 4)	10/04/24 at Air Force (2A)	1-0-0 / 2-1-1
Anthony Dowd (0 / 2)	12/17/23 at Robert Morris (2G, 1A)	0-0-0 / 2-0-0
Ty Jackson (0 / 2)	11/10/23 vs. #2 Denver (1G, 2A)	0-0-0 / 2-0-0
Bennett Schimek (1 / 3)	10/04/24 at Air Force (3G, 1A)	1-0-0 / 3-0-0
Kyle Smolen (0 / 1)	01/05/24 vs. Harvard (2G, 1A)	0-0-0 / 1-0-0

PLAYERS OF THE WEEK

Player	Awarded	Week
Noah Beck	Defenseman of the Week (NCHC)	Week 1
Bennett Schimek	Forward of the Week (NCHC)	Week 1
Artem Shlaine	Forward of the Week (NCHC)	Week 8
Luke Pavichich	Goaltender of the Week (NCHC)	Week 9
Ryan Kirwan	Forward of the Week (NCHC)	Week 12

2024-25 LINE CHART

Date	Opponent	Forwards				Defense			Goaltender
Oct. 4	at Air Force	61-14-15	92-12-23	11-25-53	18-29-43	5-7	2-9	74-16(37)	31-1-30
Oct. 5	at Air Force	61-14-15	92-12-23	11-25-53	18-29-43	5-7	2-9	74-16(37)	1-31-30
Oct. 11	vs. #10 Michigan	61-14-15	92-12-23	11-25-53	89-29-18	5-7	2-9	74-16(37)	31-1-39
Oct. 12	vs. #10 Michigan	92-12-23	61-14-15	11-25-53	89-29-18	2-9	74-37	5-7(16)	31-1-30
Oct. 18	at #14 Providence	61-14-15	92-12-23	11-25-53	89-29-18	5-7	2-9	74-16(37)	31-1-30
Oct. 19	at #14 Providence	92-14-15	61-12-23	11-25-53	89-29-18	2-9	74-37	5-16(10)	1-31-30
Oct. 25	at NMU	61-12-23	92-14-15	82-8-25	11-53-18	5-16	2-9	74-37 (7)	1-31-39
Oct. 26	at NMU	61-12-23	92-14-15	82-8-25	11-53-18	5-16	2-9	74-37 (7)	31-1-39
Nov. 8	at #8 CC	12-8-23	92-14-15	11-25-53	89-29-18	2-9	5-16	74-37 (10)	31-1-39
Nov. 9	at #8 CC	92-12-15	14-8-18	11-25-53	89-29-10	2-9	5-16	74-37 (7)	1-31-39
Nov. 15	vs. Omaha	61-12-25	14-8-92	11-53-18	10-29-43	2-37	5-9	74-16 (7)	1-31-30
Nov. 16	vs. Omaha	61-12-23	92-14-18	53-8-25	11-29-10	2-37	74-9	5-7 (16)	1-31-30
Nov. 22	at #1 Denver	61-12-23	92-14-15	53-8-25	11-29-18	2-37	74-9	5-7 (10)	1-31-30
Nov. 23	at #1 Denver	61-12-23	92-14-15	53-8-25	11-29-18	2-37	74-9	5-7 (10)	1-31-30
Dec. 6	vs. Minnesota Duluth	61-12-23	92-14-15	53-8-25	11-29-18	2-37	74-9	5-7 (10)	1-31-30
Dec. 7	vs. Minnesota Duluth	61-12-23	92-14-15	53-8-25	11-29-18	2-37	74-9	5-7 (10)	1-31-30
Jan. 3	vs. Robert Morris	92-8-25	82-12-23	61-14-15	11-29-18	2-37	74-9	5-7 (10)	1-31-39
Jan. 4	vs. #16 Cornell	92-8-25	82-12-23	61-14-15	11-29-18	2-37	74-9	5-7 (10)	31-1-39
Jan. 10	vs. #14 North Dakota	92-8-61	51-12-23	11-25-82	89-29-18	2-37	74-9	5-7 (10)	31-1-39
Jan. 11	vs. #14 North Dakota	92-8-61	51-12-23	11-25-82	89-29-18	2-37	74-9	5-7 (10)	1-31-39



MAIN ENTRANCE



FIRST GOAL IN HISTORY (JOSH DOAN)



THE MULLETT FAMILY & HOCKEY TEAM



SOLDOUT MULLETT ARENA - 5,153 FANS



A HOME IN THE DESERT

- On Wednesday, Dec. 16, 2020, Arizona State University and Sun Devil Athletics announced all required approvals have been received for the commencement of construction on a new Multi-Purpose Arena, which will host university and community events and serve as the future home for Sun Devil men's ice hockey and wrestling. This project continues the development of the Novus Innovation Corridor, and will be sited south of Rio Salado Parkway on the east side of Packard Drive, immediately north of the existing Packard Drive Parking Structure.
- Construction began in January 2021 and received its certificate of occupancy on Friday, September 30, 2022.
- Over 8,000 square feet is set aside for a ASU state-of-the-art ASU locker room, weight room, lounge and coaches' offices on the north side of the arena. Eight additional locker rooms are accounted for on the west side of the arena between the main arena and community ice sheet that can be utilized for visiting teams, youth programs, ASU club programs, and live events.
- On February 14, 2022, ASU and the NHL's Arizona Coyotes formed the first agreement of its kind between a college and NHL team in 100 years. The last time an NCAA college team and an NHL team shared an arena was the Boston Bruins and Boston University from 1924-28 at Boston Arena, now known as Matthews Arena. Other improvements will now be made, at the Coyotes' expense, to prepare the arena to temporarily house Coyotes home games. These improvements include constructing coaches' rooms, equipment rooms, technology and other aspects of the new ASU arena according to NHL standards. The added cost is up to \$30 million, which will be paid in advance by the Coyotes.
- The 5,000-seat venue is managed and operated by Oak View Group, SCI Architects have designed the arena, while Mortenson Construction will serve as the design builder.
- The second full-size ice sheet will also be accessible to students, the community and youth ice hockey programs at every level, providing an additional public sheet to one of the fastest-growing states for youth hockey participation in the country.
- The seating configuration for Mullett Arena includes 20 luxury suites, two group suites, a large club lounge and event-level premium club seats. The club lounge will consist of a Center Ice Club on the main concourse that runs along center ice and can host up to 500 fans. On the 300-level, a social deck will run the length of the east side of the venue, providing an open-air, aerial view of the arena where fans can interact while still experiencing exceptional sightlines to the competition. The arena would also be able to serve as a backup for sports played on hardwood, such as volleyball.
- A 942-seat student section occupies the entire west side of the venue to provide an enhanced gameday experience for ASU students.

ARIZONA STATE X FOX10 PHOENIX



FOX 10 Phoenix and Arizona State University have announced a new exclusive media partnership, making FOX 10 the official "Home of the Arizona State Sun Devils."

With this collaboration, FOX 10 will provide extensive coverage of ASU athletics, televising 11 hockey games from Mullett Arena as well as broadcasting and producing new Sun Devil programs throughout the year.

Sun Devil Hockey games are streamed exclusively on NCHC.tv, home of the National Collegiate Hockey Conference.

Michael Lewis, KSAZ/KUTP Senior Vice President and General Manager, stated, "As longtime fans of ASU's athletic program, we are proud to become the go-to source for everything Sun Devils. Through this partnership, we will provide viewers with premier, behind-the-scenes coverage so they are game day ready!"

"We can feel the excitement as we begin the next chapter of Sun Devil Athletics. Connecting and reconnecting Sun Devils across the Valley is critical for us. This partnership with FOX 10 will bring our fans into new and exciting moments throughout the year. We are focused on igniting our fan base, and this is an important step in that direction," said ASU Athletics Director Graham Rossini.

NEW LINEUP OF ASU COVERAGE ON FOX 10 TO INCLUDE:

ASU Hockey games – FOX 10 will broadcast 11 ASU hockey games this season, beginning with the Oct. 12 game against Michigan. All Sun Devil Hockey home and conference road games will be streamed on NCHC.tv.

"Sparky's Den with Coach Dillingham" – This ASU produced-program will offer viewers a comprehensive review of key plays and players from previous games and behind-the-scenes insights into game preparation and practice, with exclusive interviews with Coach Kenny Dillingham and Sun Devil Football student-athletes. An hour-long edition of "Sparky's Den" will air at 8 p.m. on Fridays on FOX 10 Xtra, with a condensed version airing on FOX 10 at 10:30 p.m., and both will be available to stream on FOX Local.

"ASU All Access" – This FOX 10-produced program will showcase ASU student-athletes, coaches, staff, alumni and all who support ASU and Sun Devil Athletics. The half-hour program will air at 11 p.m. Sundays on FOX 10 and move to 10:30 p.m. Fridays after the football season, and will stream on FOX Local.

Sun Devil Hockey and FOX 10 games:

Oct. 12 - 5:00 p.m. MST: vs. Michigan (Fox 10 Xtra)

Nov. 15 - 7:00 p.m. MST: vs. Omaha (Fox 10 Xtra)

Nov. 16 - 5:00 p.m. MST: vs. Omaha (Fox 10 Xtra)

Nov. 23 - 6:00 p.m. MST: at No. 1 Denver (Fox 10 Xtra)

Dec. 6 - 7:00 p.m. MST: vs. Minnesota Duluth (Fox 10 Xtra)

Jan. 10 - 8:00 p.m. MST: vs. North Dakota (Fox 10 Xtra)

Jan. 11 - 5:00 p.m. MST: vs. North Dakota (Fox 10 Xtra)

Jan. 17 - 6:30 p.m. MST: at St. Cloud State (FOX 10)

Jan. 18 - 9/9:30 p.m. MST: at St. Cloud State (tape delayed on Fox 10 Xtra)

Jan. 25 - 5:00 p.m. MST: vs. Colorado College (Fox 10 Xtra)

Feb. 7 - 7:00 p.m. MST: vs. Denver (Fox 10 Xtra)

2024-25 TV ROSTER



1

**LUKE
PAVICICH**
G|6-2|195|L|SR.



2

**NOAH
BECK**
D|6-3|206|L|SR.



5

**TY
MURCHISON**
D|6-2|205|L|SR.



7

**JOEL
KJELLBERG**
D|6-0|190|R|FR.



8

**ARTEM
SHLAINE**
F|6-1|185|L|GR.




9

**ANTHONY
DOWD**
D|5-7|152|R|SO.




10

**TUCKER
NESS**
D|6-3|216|R|JR.



11

**BENJI
ECKERLE**
F|5-10|181|L|GR.




12

**CULLEN
POTTER**
F|5-10|172|L|FR.



13

**HUNTER
MULLETT**
D|6-0|160|L|FR.



14

**TY
JACKSON**
F|5-8|157|L|GR.



15

**DYLAN
JACKSON**
F|5-10|166|R|GR.



16

**ETHAN
SZMAGAJ**
FD|6-0|197|R|SR.



18

**DAVID
HYMOVITCH**
F|6-0|177|R|SO.



23

**BENNETT
SCHIMEK**
F|6-0|192|R|JR.



25

**KYLE
SMOLEN**
F|5-11|165|R|SO.




29

**COLE
GORDON**
F|6-2|205|L|SO.



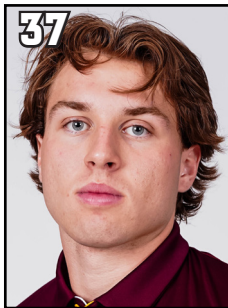
30

**CHASE
HAMM**
G|5-9|165|L|SO.



31

**GIBSON
HOMER**
G|6-5|210|L|JR.



37

**SAM
COURT**
D|5-10|184|R|FR.




39

**ZAKARI
BRICE**
G|5-11|180|L|FR.



43

**COLE
HELM**
F|6-0|195|L|SO.




51

**CRUZ
LUCIUS**
F|6-0|195|R|JR.



53

**RYAN
ALEXANDER**
F|5-10|176|L|JR.




61

**LUKAS
SILLINGER**
F|5-10|170|L|GR.




74

**BRASEN
BOSER**
D|5-11|178|L|FR.



82

**CHARLIE
SCHOEN**
F|5-10|160|R|JR.



89

**TONY
ACHILLE**
F|5-11|172|L|SO.



92

**RYAN
KIRWAN**
F|6-2|205|L|SR.

2024-25 TEAM STATISTICS



2024-25 Arizona St. Men's Ice Hockey
Overall Team Statistics
All games

Page 1/2
as of Jan 12, 2025

Team statistics

	ASU	OPP
SHOT STATISTICS		
Goals-Shot attempts	65-656	49-576
Shot pct.	.099	.085
Goals/Game	3.25	2.45
Shots/Game	32.80	28.80
Assists	115	79
POWER PLAYS		
Goals-Power Plays	14-62	11-58
Conversion Percent	.226	.190
Shot Attempts	79	79
Shot Percent	.177	.139
SHORT-HANDED		
Goals-Shot attempts	4-15	3-19
Shot Percent	.267	.158
GOAL BREAKDOWN		
Total Goals	65	49
Power Play	14	11
Short-handed	4	3
Empty net	4	4
Penalty	0	0
Unassisted	4	2
Overtime	1	3
Delayed Penalty	1	0
Game winning	11	8
First Goal	11	8
Game Tying Goal	1	0
Extra Attacker	5	3
BLOCKS		
Blocks	263	248
Blocks/Game	13.15	12.40
PENALTIES		
Number	70	71
Minutes	148	164
Penalties/Game	3.50	3.55
Penalty minutes/Game	7.40	8.20
Minor	69	67
Major	0	2
10-minute Misconduct	1	1
Game Misconduct	0	1
Gross Misconduct	0	0
Match	0	0
FACEOFFS (W-L)		
Faceoff W-L pct.	.491	.509
SHOOTOUTS (Made-Att)		
	1-2	0-3
ATTENDANCE		
Total	49619	34596
Dates/Avg Per Date	10/4962	10/3460
Neutral Site #/Avg	0/0	-

Goals by Periods

Team	1st	2nd	3rd	OT	TOTAL
ASU	14	18	32	1	65
Opponents	11	14	21	3	49

Shots by Periods

Team	1st	2nd	3rd	OT	TOTAL
ASU	211	217	222	6	656
Opponents	161	201	203	11	576

Saves by Periods

Team	1st	2nd	3rd	OT	TOTAL
ASU	150	187	182	8	527
Opponents	197	199	190	5	591

2024-25 CATEGORY LEADERS



2024-25 Arizona St. Men's Ice Hockey
Category Leaders
All games

Page 1/2
as of Jan 12, 2025

Points

#	Player	GP	G	A	PTS	SH
23	Schimek, Bennett	18	8	12	20	52
2	Beck, Noah	20	3	17	20	34
92	Kirwan, Ryan	20	11	6	17	97
25	Smolen, Kyle	20	5	11	16	33
61	Sillinger, Lukas	18	1	15	16	26
8	Shlaine, Artem	14	8	5	13	30
15	Jackson, Dylan	16	5	7	12	28
12	Potter, Cullen	20	7	4	11	67
14	Jackson, Ty	18	4	7	11	30
53	Alexander, Ryan	16	3	4	7	34

Assists

#	Player	GP	G	A	PTS	SH
2	Beck, Noah	20	3	17	20	34
61	Sillinger, Lukas	18	1	15	16	26
23	Schimek, Bennett	18	8	12	20	52
25	Smolen, Kyle	20	5	11	16	33
15	Jackson, Dylan	16	5	7	12	28
14	Jackson, Ty	18	4	7	11	30
92	Kirwan, Ryan	20	11	6	17	97
8	Shlaine, Artem	14	8	5	13	30
9	Dowd, Anthony	20	1	5	6	23
37	Court, Sam	20	2	5	7	51

Goals

#	Player	GP	G	A	PTS	SH
92	Kirwan, Ryan	20	11	6	17	97
8	Shlaine, Artem	14	8	5	13	30
23	Schimek, Bennett	18	8	12	20	52
12	Potter, Cullen	20	7	4	11	67
15	Jackson, Dylan	16	5	7	12	28
25	Smolen, Kyle	20	5	11	16	33
14	Jackson, Ty	18	4	7	11	30
2	Beck, Noah	20	3	17	20	34
53	Alexander, Ryan	16	3	4	7	34
11	Eckerle, Benji	20	2	4	6	24

Shots

#	Player	GP	G	A	PTS	SH	SH%
92	Kirwan, Ryan	20	11	6	17	97	.113
12	Potter, Cullen	20	7	4	11	67	.104
23	Schimek, Bennett	18	8	12	20	52	.154
37	Court, Sam	20	2	5	7	51	.039
2	Beck, Noah	20	3	17	20	34	.088
53	Alexander, Ryan	16	3	4	7	34	.088
25	Smolen, Kyle	20	5	11	16	33	.152
74	Boser, Brasen	20	1	1	2	31	.032
14	Jackson, Ty	18	4	7	11	30	.133
8	Shlaine, Artem	14	8	5	13	30	.267

Power-Play Goals

#	Player	GP	PPG
2	Beck, Noah	20	3
14	Jackson, Ty	18	2
23	Schimek, Bennett	18	2
25	Smolen, Kyle	20	2
8	Shlaine, Artem	14	1
92	Kirwan, Ryan	20	1
9	Dowd, Anthony	20	1
12	Potter, Cullen	20	1
37	Court, Sam	20	1

Shot Pct.

#	Player	GP	G	A	PTS	SH	SH%
8	Shlaine, Artem	14	8	5	13	30	.267
15	Jackson, Dylan	16	5	7	12	28	.179
23	Schimek, Bennett	18	8	12	20	52	.154
25	Smolen, Kyle	20	5	11	16	33	.152
18	Hymovitch, David	18	2	3	5	14	.143
14	Jackson, Ty	18	4	7	11	30	.133
92	Kirwan, Ryan	20	11	6	17	97	.113
12	Potter, Cullen	20	7	4	11	67	.104
2	Beck, Noah	20	3	17	20	34	.088
53	Alexander, Ryan	16	3	4	7	34	.088

2024-25 CATEGORY LEADERS



2024-25 Arizona St. Men's Ice Hockey
Category Leaders
All games

Page 2/2
as of Jan 12, 2025

Short-Handed Goals

#	Player	GP	SHG
23	Schimek, Bennett	18	2
8	Shlaine, Artem	14	1
25	Smolen, Kyle	20	1

Penalties

#	Player	GP	PEN	MIN
5	Murchison, Ty	20	12	32
2	Beck, Noah	20	7	14
25	Smolen, Kyle	20	7	14
11	Eckerle, Benji	20	5	10
14	Jackson, Ty	18	4	8
7	Kjellberg, Joel	16	4	8
37	Court, Sam	20	4	8
61	Sillinger, Lukas	18	3	6
15	Jackson, Dylan	16	3	6
9	Dowd, Anthony	20	3	6

Game-Winning Goals

#	Player	GP	GWG
15	Jackson, Dylan	16	2
8	Shlaine, Artem	14	2
92	Kirwan, Ryan	20	2
14	Jackson, Ty	18	1
18	Hymovitch, David	18	1
25	Smolen, Kyle	20	1
12	Potter, Cullen	20	1
74	Boser, Brasen	20	1

Penalty Minutes

#	Player	GP	PEN	MIN
5	Murchison, Ty	20	12	32
2	Beck, Noah	20	7	14
25	Smolen, Kyle	20	7	14
11	Eckerle, Benji	20	5	10
14	Jackson, Ty	18	4	8
7	Kjellberg, Joel	16	4	8
37	Court, Sam	20	4	8
61	Sillinger, Lukas	18	3	6
15	Jackson, Dylan	16	3	6
9	Dowd, Anthony	20	3	6

Plus/Minus

#	Player	GP	+/-
2	Beck, Noah	20	+11
53	Alexander, Ryan	16	+9
9	Dowd, Anthony	20	+9
25	Smolen, Kyle	20	+7
8	Shlaine, Artem	14	+5
5	Murchison, Ty	20	+5
7	Kjellberg, Joel	16	+4
15	Jackson, Dylan	16	+3
23	Schimek, Bennett	18	+3
82	Schoen, Charlie	5	+3

2024-25 INDIVIDUAL GAME-BY-GAME STATISTICS

Opponent	Date	Score		1	2	5	7	8	9	10	11	12	14	15
				PAVICICH,L	BECK,NOAH	MURCHISON,	KJELLBERG,	SHLAINE,AR	DOWD,ANTHO	NESS,TUCKE	ECKERLE,BE	POTTER,CUL	JACKSON,TY	JACKSON,DY
at USAFA	10/04/2024	8-1	W	DNP	0-3-3	0-0-0	0-1-1	DNP	0-0-0	DNP	0-1-1	1-0-1	0-1-1	1-1-2
at USAFA	10/05/2024	3-4	Lot	0-0-0	0-2-2	0-0-0	0-0-0	DNP	0-1-1	DNP	0-0-0	0-1-1	0-0-0	0-1-1
Mich	10/11/2024	1-4	L	DNP	0-1-1	0-0-0	0-0-0	DNP	0-0-0	DNP	0-0-0	0-0-0	1-0-1	0-1-1
Mich	10/12/2024	3-3	ot	DNP	1-1-2	0-0-0	0-0-0	DNP	0-1-1	DNP	0-0-0	1-1-2	0-0-0	1-0-1
at PROV	10/18/2024	1-4	L	DNP	0-0-0	0-0-0	0-0-0	DNP	0-0-0	DNP	0-0-0	0-0-0	0-0-0	0-0-0
at PROV	10/19/2024	1-2	L	0-0-0	0-1-1	0-0-0	DNP	DNP	0-0-0	0-0-0	0-0-0	0-0-0	0-1-1	0-0-0
at NMU	10/25/2024	3-1	W	0-0-0	0-1-1	0-1-1	DNP	0-1-1	0-0-0	0-0-0	1-0-1	0-0-0	0-0-0	0-1-1
at NMU	10/26/2024	2-0	W	DNP	0-0-0	0-0-0	DNP	0-0-0	0-0-0	DNP	0-0-0	0-0-0	0-0-0	0-0-0
at CC	11/08/2024	3-4	Lot	DNP	1-1-2	0-0-0	DNP	0-0-0	0-1-1	0-0-0	0-1-1	0-1-1	0-1-1	1-0-1
at CC	11/09/2024	1-3	L	0-0-0	0-0-0	0-0-0	0-0-0	0-0-0	0-0-0	0-0-0	0-0-0	0-0-0	0-1-1	0-0-0
UNO	11/15/2024	2-4	L	0-0-0	0-0-0	0-0-0	0-0-0	0-0-0	1-0-1	0-0-0	0-0-0	0-0-0	1-0-1	DNP
UNO	11/16/2024	3-2	W	0-0-0	0-0-0	0-0-0	0-0-0	1-0-1	0-1-1	0-0-0	0-0-0	0-0-0	0-1-1	DNP
at Denver	11/22/2024	3-2	W	0-0-0	0-0-0	0-0-0	0-0-0	2-0-2	0-0-0	0-1-1	0-0-0	0-1-1	0-0-0	0-0-0
at Denver	11/23/2024	5-2	W	0-0-0	1-0-1	0-0-0	0-1-1	2-0-2	0-0-0	0-0-0	0-2-2	1-0-1	0-0-0	0-0-0
UMD	12/06/2024	5-3	W	0-0-0	0-0-0	0-0-0	0-0-0	0-1-1	0-0-0	0-0-0	0-0-0	1-0-1	1-1-2	1-1-2
UMD	12/07/2024	3-2	Wot	0-0-0	0-2-2	0-0-0	0-0-0	0-1-1	0-0-0	0-0-0	0-0-0	0-0-0	0-1-1	1-1-2
RM	01/03/2025	7-3	W	0-0-0	0-2-2	0-0-0	0-1-1	0-2-2	0-1-1	0-1-1	1-0-1	2-0-2	0-0-0	0-0-0
CU	01/04/2025	4-0	W	DNP	0-1-1	0-0-0	0-0-0	0-0-0	0-0-0	DNP	0-0-0	0-0-0	1-0-1	0-1-1
UND	01/10/2025	4-1	W	DNP	0-1-1	0-0-0	0-0-0	1-0-1	0-0-0	0-0-0	0-0-0	1-0-1	DNP	DNP
UND	01/11/2025	3-4	Lot	0-0-0	0-1-1	0-0-0	0-0-0	2-0-2	0-0-0	0-0-0	0-0-0	0-0-0	DNP	DNP

Opponent	Date	Score		16	18	23	25	29	31	37	43	51	53	61
				SZMAGAJ,ET	HYMOVITCH,	SCHIMEK,BE	SMOLEN,KYL	GORDON,COL	HOMER,GIBS	COURT,SAM	HELM,COLE	LUCIUS,CRU	ALEXANDER,	SILLINGER,
at USAFA	10/04/2024	8-1	W	0-0-0	0-1-1	3-1-4	2-0-2	1-0-1	0-0-0	0-0-0	0-1-1	DNP	0-0-0	0-1-1
at USAFA	10/05/2024	3-4	Lot	0-0-0	0-0-0	1-1-2	1-0-1	0-0-0	DNP	0-0-0	0-0-0	DNP	0-0-0	0-0-0
Mich	10/11/2024	1-4	L	0-0-0	0-0-0	0-0-0	0-0-0	0-0-0	0-0-0	0-0-0	DNP	DNP	0-0-0	0-0-0
Mich	10/12/2024	3-3	ot	0-0-0	0-0-0	0-1-1	0-0-0	0-0-0	0-0-0	0-0-0	DNP	DNP	0-0-0	0-2-2
at PROV	10/18/2024	1-4	L	0-0-0	0-0-0	0-1-1	0-0-0	0-0-0	0-0-0	0-0-0	DNP	DNP	0-0-0	0-0-0
at PROV	10/19/2024	1-2	L	0-0-0	0-0-0	0-0-0	0-0-0	0-0-0	DNP	0-0-0	DNP	DNP	0-0-0	0-0-0
at NMU	10/25/2024	3-1	W	0-0-0	0-0-0	1-0-1	0-0-0	DNP	DNP	0-0-0	DNP	DNP	0-0-0	0-2-2
at NMU	10/26/2024	2-0	W	0-0-0	0-0-0	0-1-1	0-1-1	DNP	0-0-0	0-1-1	DNP	DNP	0-0-0	0-0-0
at CC	11/08/2024	3-4	Lot	0-0-0	0-0-0	0-0-0	0-1-1	0-0-0	0-0-0	0-0-0	DNP	DNP	1-0-1	DNP
at CC	11/09/2024	1-3	L	0-0-0	1-0-1	DNP	0-1-1	0-0-0	DNP	0-0-0	DNP	DNP	0-0-0	DNP
UNO	11/15/2024	2-4	L	0-0-0	0-0-0	DNP	0-0-0	0-0-0	DNP	0-1-1	0-0-0	DNP	0-0-0	0-1-1
UNO	11/16/2024	3-2	W	DNP	1-0-1	0-0-0	0-2-2	0-0-0	DNP	0-0-0	DNP	DNP	1-1-2	0-0-0
at Denver	11/22/2024	3-2	W	DNP	0-0-0	1-0-1	0-1-1	0-0-0	DNP	0-0-0	DNP	DNP	0-2-2	0-1-1
at Denver	11/23/2024	5-2	W	DNP	0-1-1	1-1-2	0-1-1	0-0-0	DNP	0-0-0	DNP	DNP	0-1-1	0-2-2
UMD	12/06/2024	5-3	W	DNP	0-0-0	0-1-1	0-1-1	0-0-0	DNP	1-1-2	DNP	DNP	1-0-1	0-1-1
UMD	12/07/2024	3-2	Wot	DNP	0-0-0	0-0-0	1-0-1	0-0-0	DNP	0-1-1	DNP	DNP	0-0-0	0-0-0
RM	01/03/2025	7-3	W	DNP	0-1-1	0-3-3	0-2-2	0-0-0	DNP	0-0-0	DNP	DNP	DNP	0-0-0
CU	01/04/2025	4-0	W	DNP	DNP	0-1-1	0-0-0	0-0-0	0-0-0	1-1-2	DNP	DNP	DNP	1-1-2
UND	01/10/2025	4-1	W	DNP	DNP	0-1-1	1-1-2	0-0-0	0-0-0	0-0-0	DNP	0-1-1	DNP	0-2-2
UND	01/11/2025	3-4	Lot	DNP	0-0-0	1-0-1	0-0-0	0-0-0	DNP	0-0-0	DNP	0-1-1	DNP	0-2-2

Opponent	Date	Score		74	82	89	92
				BOSER,BRAS	SCHOEN,CHA	ACHILLE,TO	KIRWAN,RYA
at USAFA	10/04/2024	8-1	W	0-0-0	DNP	DNP	0-1-1
at USAFA	10/05/2024	3-4	Lot	0-0-0	DNP	DNP	1-0-1
Mich	10/11/2024	1-4	L	0-0-0	DNP	0-0-0	0-0-0
Mich	10/12/2024	3-3	ot	0-0-0	DNP	0-0-0	0-0-0
at PROV	10/18/2024	1-4	L	0-0-0	DNP	0-0-0	1-0-1
at PROV	10/19/2024	1-2	L	0-0-0	DNP	0-0-0	1-0-1
at NMU	10/25/2024	3-1	W	0-0-0	0-0-0	DNP	1-0-1
at NMU	10/26/2024	2-0	W	0-0-0	DNP	DNP	2-0-2
at CC	11/08/2024	3-4	Lot	0-0-0	DNP	0-0-0	0-0-0
at CC	11/09/2024	1-3	L	0-0-0	DNP	0-0-0	0-0-0
UNO	11/15/2024	2-4	L	0-1-1	DNP	DNP	0-1-1
UNO	11/16/2024	3-2	W	0-0-0	DNP	DNP	0-1-1
at Denver	11/22/2024	3-2	W	0-0-0	DNP	DNP	0-0-0
at Denver	11/23/2024	5-2	W	0-0-0	DNP	DNP	0-0-0
UMD	12/06/2024	5-3	W	0-0-0	DNP	DNP	0-1-1
UMD	12/07/2024	3-2	Wot	0-0-0	DNP	DNP	1-0-1
RM	01/03/2025	7-3	W	0-0-0	1-0-1	DNP	3-0-3
CU	01/04/2025	4-0	W	0-0-0	0-0-0	DNP	1-1-2
UND	01/10/2025	4-1	W	1-0-1	0-0-0	0-0-0	0-1-1
UND	01/11/2025	3-4	Lot	0-0-0	0-0-0	0-0-0	0-0-0

2024-25 TEAM GAME-BY-GAME



2024-25 Arizona St. Men's Ice Hockey
Team Game-by-Game
All games

Page 1/2
as of Jan 12, 2025

Date	Opponent	Score	G	A	PTS	SHOTS	SH%	+/-	PEN-MIN	PP	SH	EN	GW	GT	HAT	UA	BLK
10/04/2024	at Air Force	8-1	8	12	20	24	.333	+22	6-12	2	3	0	1	0	1	1	14
10/05/2024	at Air Force	3-4	3	6	9	35	.086	0	4-8	0	0	0	0	0	0	0	8
10/11/2024	Michigan	1-4	1	2	3	36	.028	-16	5-18	1	0	0	0	0	0	0	17
10/12/2024	Michigan	3-3	3	6	9	31	.097	-5	5-10	1	0	0	0	1	0	0	20
10/18/2024	at Providence	1-4	1	1	2	28	.036	-16	1-2	0	0	0	0	0	0	0	10
10/19/2024	at Providence	1-2	1	2	3	32	.031	-4	3-6	0	0	0	0	0	0	0	11
10/25/2024	at Northern Mich.	3-1	3	6	9	40	.075	+11	1-2	0	0	1	1	0	0	0	12
10/26/2024	at Northern Mich.	2-0	2	3	5	38	.053	+5	3-6	1	0	1	1	0	0	0	8
11/08/2024	at Colorado Col.	3-4	3	6	9	30	.100	-3	3-6	1	0	0	0	0	0	0	13
11/09/2024	at Colorado Col.	1-3	1	2	3	42	.024	-5	4-8	0	0	0	0	0	0	0	15
11/15/2024	Omaha	2-4	2	4	6	43	.047	-11	3-6	1	0	0	0	0	0	0	12
11/16/2024	Omaha	3-2	3	6	9	44	.068	+5	4-8	0	0	0	1	0	0	0	11
11/22/2024	at Denver	3-2	3	6	9	30	.100	+10	3-6	0	0	0	1	0	0	0	11
11/23/2024	at Denver	5-2	5	9	14	29	.172	+15	1-2	1	0	1	1	0	0	0	9
12/06/2024	Minn. Duluth	5-3	5	8	13	28	.179	+5	1-2	1	0	1	1	0	0	1	14
12/07/2024	Minn. Duluth	3-2	3	6	9	28	.107	+3	5-10	0	0	0	1	0	0	0	11
01/03/2025	Robert Morris	7-3	7	13	20	35	.200	+30	6-12	1	0	0	1	0	1	0	6
01/04/2025	Cornell	4-0	4	6	10	28	.143	+15	2-4	1	0	0	1	0	0	1	25
01/10/2025	North Dakota	4-1	4	7	11	31	.129	+10	2-4	1	0	0	1	0	0	0	16
01/11/2025	North Dakota	3-4	3	4	7	24	.125	-9	8-16	2	1	0	0	0	0	1	20
ASU			65	115	180	656	.099	+62	70-148	14	4	4	11	1	2	4	263
Opponents			49	79	128	576	.085	-70	71-164	11	3	4	8	0	2	2	248

TEAM PER-GAME

Games played	Shots per game	Goals per game	Assists per game	Points per game
20	32.80	3.25	5.75	9.00

Date	Opponent	Score	MINUTES	GA	GAAVG	SAVES	SAVES%	W	L	T	PP	SH	EN	PN	SO
10/04/2024	at Air Force	8-1	60:00	1	1.00	27	.964	1	0	0	0	0	0	0	0
10/05/2024	at Air Force	3-4	62:44	4	2.44	29	.918	0	1	0	1	0	0	0	0
10/11/2024	Michigan	1-4	60:00	4	2.96	30	.905	0	1	0	1	2	1	0	0
10/12/2024	Michigan	3-3	65:00	3	2.91	31	.907	0	0	1	0	0	0	0	0
10/18/2024	at Providence	1-4	60:00	4	3.12	23	.897	0	1	0	0	0	1	0	0
10/19/2024	at Providence	1-2	60:00	2	2.94	36	.907	0	1	0	0	0	0	0	0
10/25/2024	at Northern Mich.	3-1	60:00	1	2.67	16	.910	1	0	0	0	0	0	0	0
10/26/2024	at Northern Mich.	2-0	60:00	0	2.34	22	.918	1	0	0	0	0	0	0	0
11/08/2024	at Colorado Col.	3-4	61:44	4	2.51	17	.909	0	1	0	1	0	0	0	0
11/09/2024	at Colorado Col.	1-3	60:00	3	2.56	18	.905	0	1	0	1	0	1	0	0
11/15/2024	Omaha	2-4	60:00	4	2.69	19	.899	0	1	0	1	0	1	0	0
11/16/2024	Omaha	3-2	60:00	2	2.63	20	.900	1	0	0	0	0	0	0	0
11/22/2024	at Denver	3-2	60:00	2	2.58	30	.903	1	0	0	1	0	0	0	0
11/23/2024	at Denver	5-2	60:00	2	2.54	26	.905	1	0	0	1	0	0	0	0
12/06/2024	Minn. Duluth	5-3	60:00	3	2.57	35	.907	1	0	0	0	0	0	0	0
12/07/2024	Minn. Duluth	3-2	64:42	2	2.53	33	.909	1	0	0	0	0	0	0	0
01/03/2025	Robert Morris	7-3	60:00	3	2.55	22	.908	1	0	0	3	0	0	0	0
01/04/2025	Cornell	4-0	60:00	0	2.41	34	.914	1	0	0	0	0	0	0	0
01/10/2025	North Dakota	4-1	60:00	1	2.34	27	.917	1	0	0	0	1	0	0	0
01/11/2025	North Dakota	3-4	62:19	4	2.42	32	.915	0	1	0	1	0	0	0	0
ASU			1216:29	49	2.42	527	.915	11	8	1	11	3	4	0	0
Opponents			1216:29	65	3.21	591	.901	8	11	1	14	4	4	0	1

2024-25 OPPONENT GAME-BY-GAME



2024-25 Arizona St. Men's Ice Hockey
Opponent Game-by-Game
All games

Page 1/2
as of Jan 12, 2025

Date	Opponent	Score	G	A	PTS	SHOTS	SH%	+/-	PEN-MIN	PP	SH	EN	GW	GT	HAT	UA	BLK
10/04/2024	at Air Force	8-1	1	1	2	28	.036	-25	2-4	0	0	0	0	0	0	0	14
10/05/2024	at Air Force	3-4	4	7	11	33	.121	+1	3-6	1	0	0	1	0	0	0	17
10/11/2024	Michigan	1-4	4	5	9	34	.118	+13	8-24	1	2	1	1	0	1	0	10
10/12/2024	Michigan	3-3	3	4	7	34	.088	+6	5-10	0	0	0	0	0	0	1	17
10/18/2024	at Providence	1-4	4	7	11	27	.148	+15	2-4	0	0	1	1	0	1	0	6
10/19/2024	at Providence	1-2	2	3	5	38	.053	+5	2-4	0	0	0	1	0	0	0	11
10/25/2024	at Northern Mich.	3-1	1	2	3	17	.059	-11	2-7	0	0	0	0	0	0	0	16
10/26/2024	at Northern Mich.	2-0	0	0	0	22	.000	-6	5-10	0	0	0	0	0	0	0	19
11/08/2024	at Colorado Col.	3-4	4	6	10	21	.190	+4	4-8	1	0	0	1	0	0	0	14
11/09/2024	at Colorado Col.	1-3	3	5	8	21	.143	+5	3-6	1	0	1	1	0	0	0	14
11/15/2024	Omaha	2-4	4	7	11	23	.174	+10	3-6	1	0	1	1	0	0	0	16
11/16/2024	Omaha	3-2	2	4	6	22	.091	-5	5-10	0	0	0	0	0	0	0	13
11/22/2024	at Denver	3-2	2	4	6	32	.063	-10	3-6	1	0	0	0	0	0	0	1
11/23/2024	at Denver	5-2	2	4	6	28	.071	-16	2-4	1	0	0	0	0	0	0	7
12/06/2024	Minn. Duluth	5-3	3	5	8	38	.079	-6	2-4	0	0	0	0	0	0	0	11
12/07/2024	Minn. Duluth	3-2	2	4	6	35	.057	-3	5-10	0	0	0	0	0	0	0	12
01/03/2025	Robert Morris	7-3	3	4	7	25	.120	-30	2-4	3	0	0	0	0	0	0	15
01/04/2025	Cornell	4-0	0	0	0	34	.000	-15	3-6	0	0	0	0	0	0	0	10
01/10/2025	North Dakota	4-1	1	1	2	28	.036	-11	4-8	0	1	0	0	0	0	0	14
01/11/2025	North Dakota	3-4	4	6	10	36	.111	+9	6-23	1	0	0	1	0	0	1	11
Opponents			49	79	128	576	.085	-70	71-164	11	3	4	8	0	2	2	248
ASU			65	115	180	656	.099	+62	70-148	14	4	4	11	1	2	4	263

OPPONENT PER-GAME

Games played	Shots per game	Goals per game	Assists per game	Points per game
20	28.80	2.45	3.95	6.40

Date	Opponent	Score	MINUTES	GA	GAAVG	SAVES	SAVES%	W	L	T	PP	SH	EN	PN	SO
10/04/2024	at Air Force	8-1	60:00	8	8.00	16	.667	0	1	0	2	3	0	0	0
10/05/2024	at Air Force	3-4	62:44	3	5.38	32	.814	1	0	0	0	0	0	0	0
10/11/2024	Michigan	1-4	60:00	1	3.94	35	.874	1	0	0	1	0	0	0	0
10/12/2024	Michigan	3-3	65:00	3	3.63	28	.881	0	0	1	1	0	0	0	1
10/18/2024	at Providence	1-4	60:00	1	3.12	27	.896	1	0	0	0	0	0	0	0
10/19/2024	at Providence	1-2	60:00	1	2.77	31	.909	1	0	0	0	0	0	0	0
10/25/2024	at Northern Mich.	3-1	60:00	3	2.81	37	.912	0	1	0	0	0	0	1	0
10/26/2024	at Northern Mich.	2-0	60:00	2	2.71	36	.917	0	1	0	1	0	1	0	0
11/08/2024	at Colorado Col.	3-4	61:44	3	2.73	27	.915	1	0	0	1	0	0	0	0
11/09/2024	at Colorado Col.	1-3	60:00	1	2.56	41	.923	1	0	0	0	0	0	0	0
11/15/2024	Omaha	2-4	60:00	2	2.51	41	.926	1	0	0	1	0	0	0	0
11/16/2024	Omaha	3-2	60:00	3	2.55	41	.927	0	1	0	0	0	0	0	0
11/22/2024	at Denver	3-2	60:00	3	2.58	27	.925	0	1	0	0	0	0	0	0
11/23/2024	at Denver	5-2	60:00	5	2.75	24	.919	0	1	0	1	0	1	0	0
12/06/2024	Minn. Duluth	5-3	60:00	5	2.90	23	.914	0	1	0	1	0	1	0	0
12/07/2024	Minn. Duluth	3-2	64:42	3	2.89	25	.913	0	1	0	0	0	0	0	0
01/03/2025	Robert Morris	7-3	60:00	7	3.13	28	.906	0	1	0	1	0	0	0	0
01/04/2025	Cornell	4-0	60:00	4	3.18	24	.903	0	1	0	1	0	0	0	0
01/10/2025	North Dakota	4-1	60:00	4	3.22	27	.902	0	1	0	1	0	0	0	0
01/11/2025	North Dakota	3-4	62:19	3	3.21	21	.901	1	0	0	2	1	0	0	0
Opponents			1216:29	65	3.21	591	.901	8	11	1	14	4	4	0	1
ASU			1216:29	49	2.42	527	.915	11	8	1	11	3	4	0	0

2024-25 INDIVIDUAL STATISTICS



2024-25 Arizona St. Men's Ice Hockey
Overall Individual Statistics
All games

Page 1/2
as of Jan 12, 2025

Game Records

Overall	Conference	Home	Away	Neutral
11 - 8 - 1	6 - 4 - 0	6 - 3 - 1	5 - 5 - 0	0 - 0 - 0

			Shots							Penalties					Goals										
#	Player	GP	G	A	PTS	SH	SH%	+/-	PEN-MIN	MIN	MAJ	OTH	PP	SH	FG	GW	GT	OT	HT	PN	UA	BLK			
23	Schimek, Bennett	18	8	12	20	52	.154	+3	2-4	2	0	0	2	2	3	0	0	0	1	0	1	5			
2	Beck, Noah	20	3	17	20	34	.088	+11	7-14	7	0	0	3	0	0	0	0	0	0	0	0	19			
92	Kirwan, Ryan	20	11	6	17	97	.113	0	2-4	2	0	0	1	0	2	2	0	0	1	0	1	6			
25	Smolen, Kyle	20	5	11	16	33	.152	+7	7-14	7	0	0	2	1	0	1	0	1	0	0	0	14			
61	Sillinger, Lukas	18	1	15	16	26	.038	-1	3-6	3	0	0	0	0	0	0	0	0	0	0	0	15			
8	Shlaine, Artem	14	8	5	13	30	.267	+5	0-0	0	0	0	1	1	2	2	0	0	0	0	1	4			
15	Jackson, Dylan	16	5	7	12	28	.179	+3	3-6	3	0	0	0	0	1	2	0	0	0	0	0	11			
12	Potter, Cullen	20	7	4	11	67	.104	-1	3-6	3	0	0	1	0	1	1	1	0	0	0	0	5			
14	Jackson, Ty	18	4	7	11	30	.133	+2	4-8	4	0	0	2	0	2	1	0	0	0	0	0	8			
53	Alexander, Ryan	16	3	4	7	34	.088	+9	2-4	2	0	0	0	0	0	0	0	0	0	0	0	7			
37	Court, Sam	20	2	5	7	51	.039	+3	4-8	4	0	0	1	0	0	0	0	0	0	0	1	18			
11	Eckerle, Benji	20	2	4	6	24	.083	+1	5-10	5	0	0	0	0	0	0	0	0	0	0	0	20			
9	Dowd, Anthony	20	1	5	6	23	.043	+9	3-6	3	0	0	1	0	0	0	0	0	0	0	0	12			
18	Hymovitch, David	18	2	3	5	14	.143	+1	0-0	0	0	0	0	0	0	1	0	0	0	0	0	0			
7	Kjellberg, Joel	16	0	3	3	6	.000	+4	4-8	4	0	0	0	0	0	0	0	0	0	0	0	8			
74	Boser, Brasen	20	1	1	2	31	.032	+1	2-4	2	0	0	0	0	0	1	0	0	0	0	0	30			
10	Ness, Tucker	13	0	2	2	10	.000	+2	2-4	2	0	0	0	0	0	0	0	0	0	0	0	5			
51	Lucius, Cruz	2	0	2	2	4	.000	+1	0-0	0	0	0	0	0	0	0	0	0	0	0	0	1			
29	Gordon, Cole	18	1	0	1	16	.063	-1	1-2	1	0	0	0	0	0	0	0	0	0	0	0	3			
82	Schoen, Charlie	5	1	0	1	13	.077	+3	0-0	0	0	0	0	0	0	0	0	0	0	0	0	0			
5	Murchison, Ty	20	0	1	1	21	.000	+5	12-32	11	0	1	0	0	0	0	0	0	0	0	0	50			
43	Helm, Cole	3	0	1	1	0	.000	+1	1-2	1	0	0	0	0	0	0	0	0	0	0	0	1			
16	Szmagaj, Ethan	11	0	0	0	9	.000	-5	0-0	0	0	0	0	0	0	0	0	0	0	0	0	21			
89	Achille, Tony	8	0	0	0	3	.000	-1	1-2	1	0	0	0	0	0	0	0	0	0	0	0	0			
31	Homer, Gibson	8	0	0	0	0	.000	0	0-0	0	0	0	0	0	0	0	0	0	0	0	0	0			
1	Pavicich, Luke	12	0	0	0	0	.000	0	0-0	0	0	0	0	0	0	0	0	0	0	0	0	0			
TM	TEAM	20	0	0	0	0	.000	0	2-4	0	0	0	0	0	0	0	0	0	0	0	0	0			
Totals		20	65	115	180	656	.099	+62	70-148	69	0	1	14	4	11	11	1	1	2	0	4	263			
Opponents		20	49	79	128	576	.085	-70	71-164	67	2	2	11	3	8	8	0	3	2	0	2	248			

			Goal Average			Saves		Record				Goals Allowed				
#	Player	GP-GS	MINUTES	GA	AVG	SAVES	PCT	W	L	T	SHO	PP	SH	EN	PEN	SOG
31	Homer, Gibson	8-8	477:33	15	1.88	204	.932	4	3	1	2	2	2	2	0	0
1	Pavicich, Luke	12-12	724:12	30	2.49	314	.913	7	5	0	0	9	0	2	0	0
TM	EMPTY NET	-	14:44	4	16.29	9	.692	0	0	0	0	0	1	0	0	0
Totals		20	1216:29	49	2.42	527	.915	11	8	1	2	11	3	4	0	0
Opponents		20	1216:29	65	3.21	591	.901	8	11	1	0	14	4	4	0	1

2024-25 Sun Devil Hockey Game Notes

2024-25 BOX SCORES

Game 1



2024-25 Men's Ice Hockey
Box Score Report
Oct 04, 2024, Start time: 07:05 PM, Cadel Ice Arena, USAF Academy, Colorado
Attendance: 2078

Game duration: 2:25

ARIZONA ST. (1-0-0)

VS

AIR FORCE (0-1-0)

Box score

Prd	Time	Team	Scored by	Assists	Visitors on ice	Home on ice
1	1st 12:30	ASU SH	Bennett Schimek/1	-	G31, 16, 5, 23, 53	G1, 22, 48, 64, 13, 28
2	1st 15:57	ASU EV	Dylan Jackson/1	Ty Jackson/1 Noah Beck/1	G31, 2, 37, 61, 15, 14	G1, 28, 12, 82, 64, 15
3	2nd 05:28	ASU SH	Bennett Schimek/2	Noah Beck/2	G31, 7, 2, 23, 53	G1, 22, 18, 82, 8, 26
4	2nd 08:16	AF EV	Clayton Cosentino/1	Noah Cunningham/1	G31, 7, 74, 61, 15, 14	G1, 44, 3, 48, 10, 26
5	2nd 15:20	ASU SH	Kyle Smolen/1	Benji Eckerle/1 Joel Kjellberg/1	G31, 9, 5, 11, 25	G1, 22, 48, 64, 13, 26
6	3rd 00:28	ASU EV	Cullen Potter/1	Bennett Schimek/1	G31, 9, 2, 92, 23, 12	G1, 2, 48, 18, 10, 26
7	3rd 02:39	ASU PP	Kyle Smolen/2	Noah Beck/3 Dylan Jackson/1	G31, 9, 2, 15, 25, 14	G35, 44, 12, 48, 18
8	3rd 18:44	ASU PP	Bennett Schimek/3	Ryan Kirwan/1 Lukas Sillinger/1	G31, 37, 92, 61, 23, 12	G35, 28, 44, 18, 13
9	3rd 19:22	ASU EV	Cole Gordon/1	David Hymovitch/1 Cole Helm/1	G31, 7, 74, 18, 43, 29	G35, 3, 12, 82, 27, 17

Goals by period

Team	1	2	3	Tot
ASU	2	2	4	8
AF	0	1	0	1

Shots by period

Team	1	2	3	Tot
ASU	9	4	11	24
AF	7	12	9	28

Power play goals-ATT (SH)

Period	ASU	AF
1st	0-0(0)	0-2(1)
2nd	0-0(0)	0-3(7)
3rd	2-2(4)	0-1(1)
Total	2-2(4)	0-6(9)

Team summary

Sun Devils									Falcons									
#	Player	G	A	P	PM	BL	SH	±	#	Player	G	A	P	PM	BL	SH	±	
2	Noah Beck	0	3	3	0	0	3	3	1	Guy Blessing	0	0	0	0	0	0	0	
5	Ty Murchison	0	0	0	0	2	0	2	2	Beau Jarzig	0	0	0	0	1	0	-1	
7	Joel Kjellberg	0	1	1	2	0	2	2	3	Ren Morque	0	0	0	0	0	1	-1	
9	Anthony Dowd	0	0	0	0	0	0	0	1	8	Ethan Ullrich	0	0	0	0	0	2	-1
11	Benji Eckerle	0	1	1	0	0	3	0	10	Austin Schwartz	0	0	0	0	0	2	0	
12	Cullen Potter	1	0	1	0	0	2	1	12	James Callahan	0	0	0	0	0	1	-2	
14	Ty Jackson	0	1	1	2	0	4	0	13	Mason McCormick	0	0	0	2	3	3	-2	
15	Dylan Jackson	1	2	0	0	3	1	0	14	Will Dawson	0	0	0	2	1	0	0	
16	Ethan Szmajaj	0	0	0	0	3	0	1	15	Owen Dubois	0	0	0	0	0	0	-1	
18	David Hymovitch	0	1	1	0	0	0	1	17	Michael Kadecik	0	0	0	0	1	1	-1	
23	Bennett Schimek	3	1	4	0	0	5	3	18	Holt Cliphant	0	0	0	0	0	0	-2	
25	Kyle Smolen	2	0	2	2	1	2	1	20	Nolan Cunningham	0	1	1	0	0	0	0	
29	Cole Gordon	1	0	1	0	0	1	1	22	Chris Hedden	0	0	0	0	0	0	-3	
31	Gibson Homer	0	0	0	0	0	0	0	26	Clayton Cosentino	1	0	1	0	0	0	-3	
37	Sam Court	0	0	0	0	0	1	1	27	Sam Stitz	0	0	0	0	0	0	-1	
43	Cole Helm	0	1	1	2	0	0	1	28	Michell Digby	0	0	0	0	0	0	-1	
63	Ryan Alexander	0	0	0	2	0	0	2	35	Carter Clifton	0	0	0	0	0	0	0	
64	Lukas Sillinger	0	1	1	2	0	0	0	44	Will Staring	0	0	0	0	0	0	3	
74	Brasen Boser	0	0	0	0	0	1	0	48	Nick Remissong	0	0	0	0	0	0	-2	
82	Ryan Kirwan	0	1	1	0	0	3	1	64	Brendan Gibbons	2	0	2	0	0	0	2	
1	Luke Pavlich	dnp							82	Andrew DeCarlo	0	0	0	0	0	0	-3	
30	Chase Hamm	dnp							35	Carter Clifton	dnp							
Totals: 8 : 12 : 20 : 12 : 14 : 24 : 22									Totals: 1 : 1 : 2 : 4 : 14 : 28 : 25									

Referee's Signature _____

Game 3



2024-25 Men's Ice Hockey
Box Score Report
Oct 11, 2024, Start time: 03:30 PM, Mullet Arena, Tempe, Arizona
Attendance: 0

Game duration: -

MICHIGAN (1-1-0)

VS

ARIZONA ST. (1-1-0)

Box score

Prd	Time	Team	Scored by	Assists	Visitors on ice	Home on ice
1	1st 18:17	Michigan EV	Garrett Schilly/2	Josh Ennos/1	G1, 27, 15, 17, 6, 13	G31, 16, 5, 92, 23, 12
2	2nd 00:45	Michigan SH	Garrett Schilly/3	Jackson Hallum/1	G1, 73, 5, 17, 21	G31, 37, 92, 61, 23, 12
3	2nd 03:20	Michigan PP	Michael Hager/2	T.J. Hughes/2	G1, 27, 5, 19, 14, 13	G31, 16, 5, 15, 14
4	3rd 14:29	Arizona St PP	Ty Jackson/1	Dylan Jackson/3	G1, 63, 5, 22, 21	G31, 9, 2, 15, 14, 25
5	3rd 18:40	Michigan SH, EN	Garrett Schilly/4	Mark Estapa/1	G1, 5, 73, 17, 94	37, 61, 92, 23, 12, 25

Goaltenders

Wolverines	Min	GA	1	2	3	Saves
1 Logan Stein	58:40	1	12	9	14	35

Goals by period

Team	1	2	3	Tot
Michigan	1	2	1	4
Arizona St	0	0	1	1

Shots by period

Team	1	2	3	Tot
Michigan	13	11	9	33
Arizona St	12	9	15	36

Power play goals-ATT (SH)

Period	Michigan	Arizona St
1st	0-0(0)	0-0(0)
2nd	1-2(1)	0-2(0)
3rd	0-0(0)	1-3(7)
Total	1-2(1)	1-3(7)

Penalty minutes

Period	Michigan	Arizona St
1st	5-2	0-0
2nd	1-2	2-4
3rd	6-20	3-8
Total	12-24	5-12

Three stars

Officials
Referee: Nathan Weller
Referee: Sean Szuruk
Linesman: Chris Zorza
Linesman: Mike Sarter

Referee's Signature _____

Game 4



2024-25 Men's Ice Hockey
Box Score Report
Oct 12, 2024, Start time: 05:00 PM, Mullet Arena, Tempe, Arizona
Attendance: 5354

Game duration: 2:35

MICHIGAN (2-1-1)

VS

ARIZONA ST. (1-2-1)

Box score

Prd	Time	Team	Scored by	Assists	Visitors on ice	Home on ice
1	1st 04:45	Michigan EV	Tyler Duke/2	Tie-Lovell/2 William Whitlaw/1	G31, 27, 5, 8, 9, 19	G31, 16, 74, 11, 93, 25
2	2nd 14:26	Arizona St EV	Dylan Jackson/2	Anthony Dowd/2 Lukas Sillinger/2	G31, 63, 73, 6, 33	G31, 9, 2, 61, 15
3	3rd 06:13	Michigan EV	Philippe Lapointe/1	Garrett Schilly/1 T.J. Hughes/2	G31, 27, 5, 22, 17, 13	G31, 37, 74, 61, 15, 14
4	3rd 16:24	Michigan EV	Michael Hager/3	-	G31, 63, 15, 8, 91, 19	G31, 9, 2, 92, 23, 12
5	3rd 19:01	Arizona St PP, EA	Noah Beck/1	Lukas Sillinger/3 Cullen Potter/2	G31, 73, 17, 9, 6, 94	2, 61, 92, 23, 14, 12
6	3rd 19:16	Arizona St EA	Cullen Potter/2	-	G31, 63, 15, 17, 6, 13	2, 61, 92, 23, 12, 14

Goaltenders

Wolverines	Min	GA	1	2	3	SOT	Saves
31 Cameron Korpi	65:00	3	11	10	6	1	28

Referee's Signature _____

Referee's Signature _____



2024-25 Sun Devil Hockey Game Notes

2024-25 BOX SCORES

Game 5



2024-25 Men's Ice Hockey
Box Score Report

Oct 18, 2024, Start time: 07:00 PM, Schneider Arena, Providence, Rhode Island
Attendance: 3030

Game duration: 2:17

ARIZONA ST. (1-3-1)

VS

PROVIDENCE (1-1-0)

Box score

Prd	Time	Team	Scored by	Assists	Visitors on ice	Home on ice
1	1st 03:37	PC	EV Tanner Adams#1	Hudson Malinoski#1	G31, 7, 5, 89, 18, 29	G35, 23, 6, 12, 19, 9
2	1st 13:02	PC	EV Tanner Adams#2	Nick Poisson#1 Taige Harding#1	G31, 7, 2, 92, 23, 12	G35, 2, 23, 12, 19, 10
3	2nd 10:05	PC	EV Logan Will#1	Austen May#1 Will Elger#1	G31, 9, 74, 92, 23, 12	G35, 24, 27, 21, 15, 10
4	3rd 04:52	ASU	EV Ryan Kirwan#2	Bennett Schimek#4	G31, 9, 37, 92, 23, 12	G35, 2, 23, 20, 11, 17
5	3rd 18:00	PC	EN Tanner Adams#3	Chase Yoder#1 Nick Poisson#2	2, 92, 61, 23, 25, 12	G35, 2, 4, 12, 19, 17

Goals by period

Team	1	2	3	Tot
ASU	0	0	1	1
PC	2	1	1	4

Shots by period

Team	1	2	3	Tot
ASU	9	6	13	28
PC	12	7	8	27

Team summary

Sun Devils										Friars										SH		
#	Player	G	A	P	PM	BL	SH	+	#	Player	G	A	P	PM	BL	SH	+	Period	ASU	PC		
2	Noah Beck	0	0	0	0	2	1	-2	2	Thomas Machu	0	0	0	0	2	2	1	1st	0-11	0-0/0		
5	Ty Murchison	0	0	0	2	0	0	-1	3	Guillaume Richard	0	0	0	0	1	0	-1	2nd	0-0/1	0-1/1		
7	Joel Kurlberg	0	0	0	0	0	0	-1	6	Alexander Bales	0	0	0	0	0	3	1	3rd	0-1/0	0-0/0		
9	Anthony Dowd	0	0	0	0	2	0	-1	9	Bradley Clark	0	0	0	0	0	0	0	Total	0-3/2	0-1/1		
11	Benji Eckerle	0	0	0	0	0	5	0	10	Hudson Malinoski	1	1	2	0	4	2	2					
12	Cullen Potter	0	0	0	0	2	2	-2	11	Logan Will	1	1	2	0	0	2	2					
14	Ty Jackson	0	0	0	0	2	0	-1	11	Graham Gamache	0	0	0	0	0	1	1	Penalty minutes				
15	Dylan Jackson	0	0	0	0	2	0	-1	12	Nick Poisson	0	2	2	0	0	1	3	Period	ASU	PC		
16	Ethan Szmajgal	0	0	0	0	2	0	-1	13	Will Elger	0	0	0	0	0	0	0	1st	0-0	1-2		
18	David Hymovitch	0	0	0	0	2	1	-1	14	Trevor Connolly	0	0	0	0	2	1	2	2nd	0-0	0-0		
23	Bennett Schimek	0	1	1	0	0	1	-2	17	Chase Yoder	0	1	1	0	0	2	0	3rd	1-0	2-4		
25	Kyle Smolen	0	0	0	0	1	1	-1	18	Tanner Adams	3	0	3	0	5	3	3	Total				
29	Cole Gordon	0	0	0	0	0	0	-1	20	Logan Sawyer	0	0	0	0	0	0	0	Three stars				
31	Gibson Homer	0	0	0	0	0	0	-1	21	John Mustard	0	0	0	0	0	1	1	1. Tanner Adams				
37	Sam Court	0	0	0	0	0	2	-1	23	Andrew Centella	0	0	0	0	2	0	0	2. Logan Will				
53	Ryan Alexander	0	0	0	0	0	2	-1	34	Austen May	0	0	0	0	1	0	-1	3. Philip Sveaback				
61	Lukas Sillinger	0	0	0	0	1	0	-1	25	Connor Kelley	0	0	0	0	0	0	0	Officials				
74	Brasen Boser	0	0	0	0	0	0	-1	26	Carl Fish	0	0	0	0	0	0	0	Referee: Jim Curtin				
89	Tony Achille	0	0	0	0	0	0	-1	27	Taige Harding	1	0	1	0	0	0	0	Referee: Jeremy Tully				
92	Ryan Kirwan	1	0	1	0	0	5	-2	33	Philip Sveaback	0	0	0	0	0	2	1	Linesman: Nick Braganz				
1	Luke Pavlich	0	0	0	0	0	0	-1	34	John Discipoli	0	0	0	0	0	0	0	Linesman: Connor Folley				
30	Chase Hamm	0	0	0	0	0	0	-1	29	Zachary Bergiel	0	0	0	0	0	0	0					
Totals: 1 1 2 2 10 28 -16										Totals: 4 7 11 4 6 27 15												

Goaltenders

Sun Devils								Friars							
#	Player	Min	GA	1	2	3	Saves	#	Player	Min	GA	1	2	3	Saves
31	Gibson Homer	59:12	3	10	6	7	23	35	Philip Svedebäck	60:00	1	9	6	12	27
TM	EMPTY NET	00:48	1	0	0	0	0	Win - Philip Svedebäck (1-1-0)							
Loss - Gibson Homer (1-2-1)															

Referee's Signature _____



Game 7



2024-25 Men's Ice Hockey
Box Score Report

Oct 25, 2024, Start time: 07:07 PM, Berry Events Center, Marquette,
Attendance: 2576

Game duration: 2:32

ARIZONA ST. (2-4-1)

VS

NORTHERN MICH. (1-4-0)

Box score

Prd	Time	Team	Scored by	Assists	Visitors on ice	Home on ice
1	1st 12:50	ASU	EV Bennett Schimek#5	Lukas Sillinger#4 Noah Beck#9	G1, 2, 10, 61, 23, 12	G30, 5, 3, 18, 11, 19
2	1st 17:05	NMU	EV Anthony Clithe#2	Tyran Ewart#3 Danny Ciccarelli#1	G1, 37, 74, 92, 15, 14	G30, 20, 6, 24, 28, 27
3	3rd 16:59	ASU	EA Ryan Kirwan#4	Dylan Jackson#5 Lukas Sillinger#5	37, 5, 92, 61, 15, 14	G30, 6, 8, 24, 29, 27
4	3rd 19:53	ASU	EN Benji Eckerle#1	Artem Shialine#1 Ty Murchison#1	G1, 2, 5, 11, 18, 8	6, 32, 17, 14, 19, 27

Goals by period

Team	1	2	3	Tot
ASU	1	0	2	3
NMU	1	0	0	1

Shots by period

Team	1	2	3	Tot
ASU	10	14	16	40
NMU	7	4	6	17

Team summary

Sun Devils									Wildcats									(SH)		
#	Player	G	A	P	PM	BL	SH	+	#	Player	G	A	P	PM	BL	SH	+	Period	ASU	NMU
1	Luke Pavlich	0	0	0	0	0	0	-1	3	Nicolas Andarez	0	0	0	0	0	1	-1	1st	0-0(0)	0-0(0)
2	Noah Beck	0	0	1	0	0	0	-2	5	Grayden Daul	0	0	0	0	0	1	-1	2nd	0-2(6)	0-0(0)
5	Ty Murchison	0	0	1	1	0	0	-1	7	Tyran Ewart	0	0	1	1	0	0	-1	3rd	0-0(0)	0-1(1)
8	Artem Shialine	0	0	0	0	0	0	-1	8	Brendan Lashock	0	0	0	0	0	0	-1	Total	0-2(6)	0-1(1)
9	Anthony Dowd	0	0	0	0	0	0	-1	9	Rasmus Larsson	0	0	0	0	0	2	-1			
10	Tucker Ness	0	0	0	0	0	0	-1	10	Trevor Mitchell	0	0	0	0	0	0	0			
11	Benji Eckerle	1	0	1	0	1	0	-1	11	Billy Renfrew	0	0	0	0	0	1	-1	Period	ASU	NMU
12	Cullen Potter	0	0	0	0	0	0	-1	13	Medrick Bolduc	0	0	0	0	0	1	-1	1st	0-0	0-0
14	Ty Jackson	0	0	0	0	0	0	-2	14	Jakub Altmircher	0	0	0	0	0	2	-1	2nd	0-0	2-7
15	Dylan Jackson	0	0	0	0	0	0	-1	15	Grayden Silpe	0	0	0	0	0	1	-1	3rd	1-2	0-0
16	Ethan Szmajgal	0	0	0	0	0	0	-1	12	Matthew Romer	0	0	0	0	0	0	-1	Total	1-2	2-7
18	David Hymovitch	0	0	0	0	0	0	-1	18	Ryan Dugway	0	0	0	0	0	0	-1			
23	Bennett Schimek	1	0	1	0	1	0	-1	15	Jesse Tucker	0	0	0	0	0	1	-2	Three stars		
25	Kyle Smolen	0	0	0	0	0	0	-2	20	Anthony Clithe	1	0	1	0	0	2	-1	1. Ryan Kirwan		
29	Sam Court	0	0	0	0	0	0	-1	22	Tanner Lashock	0	0	0	0	0	1	-1	2. Lukas Sillinger		
35	Ryan Alexander	0	0	0	0	0	0	-1	23	Jakob Peterson	0	0	0	0	0	0	-2	3. Ryan Ouellette		
61	Lukas Sillinger	0	2	2	0	2	2	-2	27	Charlie Schoen	0	0	0	0	0	0	-1			
74	Brasen Boser	0	0	0	0	0	0	-1	29	Danny Ciccarelli	0	0	0	0	0	0	-1			
82	Charlie Schoen	0	0	0	0	0	0	-1	30	Adyn Hutchison	0	0	0	0	0	0	-1	Officials		
92	Ryan Kirwan	1	0	1	0	0	0	-1	32	Ryan Ouellette	0	0	0	0	0	0	-1	Referee: Rick Nelson		
Totals: 3 4 9 2 12 40 11									Totals: 1 2 3 7 16 17 -11									Referee: Rick Nelson Referee: Ryan Goss Linesman: Eric Froberg		

Goaltenders

Sun Devils								Wildcats							
#	Player	Min	GA	1	2	3	Saves	#	Player	Min	GA	1	2	3	Saves
1	Luke Pavlich	59:34	1	6	4	6	16	30	Ryan Ouellette	58:52	2	9	14	14	37
TM	EMPTY NET	00:26	0	0	0	0	0	TM	EMPTY NET	01:08	1	0	0	0	0
Win - Luke Pavlich (1-2-0)								Loss - Ryan Ouellette (1-3-0)							

Referee's Signature _____



Game 6



2024-25 Men's Ice Hockey
Box Score Report

Oct 19, 2024, Start time: 04:00 PM, Schneider Arena, Providence, Rhode Island
Attendance: 2360

Game duration: 2:39

ARIZONA ST. (1-4-1)

VS

PROVIDENCE (2-1-0)

Box score

Prd	Time	Team	Scored by	Assists	Visitors on ice	Home on ice
1	3rd 05:54	PC	EV Hudson Malinoski#2	Nick Poisson#3 Tanner Adams#1	G1, 37, 74, 92, 15, 12	G29, 24, 27, 12, 19, 9
2	3rd 15:19	PC	EV Taige Harding#1	Hudson Malinoski#2	G1, 37, 2, 92, 15, 14	G29, 24, 27, 12, 19, 9
3	3rd 19:24	ASU	EA Ryan Kirwan#3	Ty Jackson#2 Noah Beck#8	2, 92, 15, 53, 14, 12	G29, 2, 4, 12, 19, 17

Goals by period

Team	1	2	3	Tot
ASU	0	0	1	1
PC	0	0	2	2

Shots by period

Team	1	2	3	Tot
ASU	5	15	12	32
PC	10	10	18	38

Team summary

Sun Devils										Friars									
#	Player	G	A	P	PM	BL	SH	+	#	Player	G	A	P	PM	BL	SH	+		
1	Luke Pavlich	0	0	0	0	0	0	0	2	Thomas Machu	0	0	0	2	0	1	-1		
2	Noah Beck	0	1	1	2	0	2	0	4	Guillaume Richard	0	0	0	3	1	-1	-1		
3	Ty Murchison	0	0	0	0	0	1	0	6	Alexander Bales	0	0	0	0	0	0	0		
9	Anthony Dowd	0	0	0	0	1	1	0	8	Hudson Malinoski	1	1	2	0	0	4	2		
10	Tucker Ness	0	0	0	0	0	0	0	10	Logan Will	0	0	0	0	2	2	0		
11	Benji Eckerle	0	0	0	0	0	1	0	11	Graham Gamache	0	0	0	0	0	0	0		
12	Cullen Potter	0	0	0	0	0	6	0	12	Nick Poisson	0	1	1	0	0	2	-1		
14	Ty Jackson	0	1	1	1	1	0	0	14	Aleks Kivola	0	0	0	2	0	1	0		
15	Dylan Jackson	0	0	0	0	1	1	0	15	Will Elger	0	0	0	0	0	1	0		
16	Ethan Szmajda	0	0	0	0	2	2	0	17	Chase Eder	0	0	0	0	0	4	-1		
18	David Hymovich	0	0	0	0	0	0	0	18	Cam Gendron	0	0	0	0	2	0	0		
23	Bennet Schimke	0	0	0	2	0	3	0	19	Tanner Adams	0	1	1	0	0	4	1		
25	Kyle Smolen	0	0	0	0	1	3	0	20	Logan Mawardi	0	0	0	0	1	3	0		
29	Cole Gordon	0	0	0	0	0	1	0	21	John Sustard	0	0	0	0	0	4	0		
37	Sam Coon	0	0	0	0	0	2	2	22	Clint Lovres	0	0	0	0	0	2	0		
38	Ryan Leary	0	0	0	0	0	0	0	23	Austin May	0	0	0	0	0	0	0		
41	Lukas Stiller	0	0	0	0	0	1	0	24	Connor Kellef	0	0	0	0	3	3	0		
74	Brasen Boser	0	0	0	0	2	2	-1	26	Carl Fish	0	0	0	0	0	1	0		
88	Tony Achille	0	0	0	0	0	0	0	28	Taija Harding	1	0	1	0	0	2	2		
92	Ryan Kwan	1	0	0	0	1	5	-1	29	Zachary Borgiel	0	0	0	0	0	0	0		
30	Chase Hammen					dnp			1	John Driscoll					dnp				
31	Gabson Hower					dnp			35	Philip Svevdeback					dnp				
Totals: 1 2 3 3 6 11 32 4									Totals: 2 2 3 5 4 11 38 5										

Power play goals-ATP			
Period	ASU	PC	
1st	0-1(0)	0-2(3)	
2nd	0-0(0)	0-0(0)	
3rd	0-0(0)	0-0(0)	
Total	0-1(0)	0-2(3)	

Penalty minutes			
Period	ASU	PC	
1st	2-4	1-2	
2nd	1-2	1-2	
3rd	0-0	0-0	
Total	3-6	2-4	

Head stars		
1. Hudson Malinoski		
2. Taija Harding		
3. Zachary Borgiel		

Officials	
Referee:	Jim Curtin
Referee:	Jeremy Tufts

2024-25 Sun Devil Hockey Game Notes

2024-25 BOX SCORES

Game 9



2024-25 Men's Ice Hockey
Box Score Report
Nov 08, 2024, Start time: 07:00 PM, Ed Robson Arena, Colorado Springs, Colorado
Attendance: 3650

Game duration: 2:30

ARIZONA ST. (3-5-1, 0-1-0)

VS

COLORADO COL. (7-0-0, 1-0-0)

Box score

Prd	Time	Team	Scored by	Assists	Visitors on ice	Home on ice
1	1st 03:59	COL	PP Max Burkholder/3	Klavs Veinbergs/3 Drew Montgomery/3	G31, 5, 11, 15, 25	G30, 4, 29, 8, 2, 24
2	1st 11:45	COL	EV Klavs Veinbergs/3	Bret Link/3	G31, 9, 12, 18, 23, 14	G30, 6, 18, 29, 10, 24
3	1st 18:15	ASU	EV Ryan Alexander/1	Benji Eckerle/2 Anthony Dowd/3	G31, 9, 5, 11, 53, 18	G30, 6, 18, 8, 9, 25
4	2nd 06:40	ASU	EV Dylan Jackson/3	Noah Beck/10 Ty Jackson/3	G31, 16, 2, 92, 15, 14	G30, 23, 10, 20, 24, 25
5	3rd 07:17	ASU	PP Noah Beck/2	Cullen Potter/3 Kyle Smolen/2	G31, 2, 12, 89, 25, 8	G30, 4, 5, 29, 27
6	3rd 19:03	COL	EA Stanley Cooley/2	Ty Gallagher/5 Bret Link/4	16, 74, 92, 18, 8	6, 28, 10, 20, 27, 9
7	OT1 01:44	COL	EV Zacharyas Wisdom/2	Max Burkholder/3	G31, 5, 15, 14	G30, 4, 29, 2

Team summary

Sun Devils										Tigers									
#	Player	G	A	P	PM	BL	SH	+	-	#	Player	G	A	P	PM	BL	SH	+	-
2	Noah Beck	1	1	2	0	0	3	1		2	Zacharyas Wisdom	1	0	1	0	0	3	1	
5	Ty Murchison	0	0	0	0	4	1	0		4	Max Burkholder	1	1	2	0	0	2	1	1
8	Antem Shlaine	0	0	0	0	0	1	-1		5	Ryan Koering	0	0	0	0	0	3	1	0
8	Anthony Dowd	0	1	1	0	0	0	0		6	Ty Gallagher	0	1	1	0	1	2	1	0
10	Tucker Ness	0	0	0	0	1	0	0		8	Ryan Beck	0	0	0	0	0	0	1	-1
11	Benji Eckerle	0	1	1	0	0	0	0		9	Owen Beckner	0	0	0	0	0	1	0	
12	Cullen Potter	0	1	1	0	0	0	-1		10	Bret Link	0	2	2	0	0	0	1	1
14	Ty Jackson	0	1	1	0	1	1	-1		11	Chase McLane	0	0	0	0	0	0	0	0
15	Dylan Jackson	1	0	1	2	2	1	0		14	Brady Cleveland	0	0	0	0	0	3	0	0
16	Ethan Szmagaj	0	0	0	0	1	3	0		17	Tyler Coffey	0	0	0	0	0	0	2	0
18	David Hymovitch	0	0	0	0	0	3	-1		18	Punier Scott	0	0	0	0	0	1	0	0
25	Bennett Schmeick	0	0	0	0	0	0	-1		19	Charlie Stoppel	0	0	0	0	0	0	1	0
25	Kyle Smolen	0	1	1	0	0	1	0		20	Gavin Lindberg	0	0	0	0	0	0	1	0
29	Cole Gordon	0	0	0	0	2	0	1	0	23	Ethan Straly	0	0	0	0	0	1	0	-1
31	Gibson Homer	0	0	0	0	0	0	0	0	24	Klavs Veinbergs	1	1	2	0	1	2	0	
37	Sam Court	0	0	0	0	2	1	4	0	25	Riley Stuart	0	0	0	0	0	0	1	-2
53	Ryan Alexander	1	0	1	0	1	2	1		27	Stanley Cooley	1	0	1	0	0	3	1	
74	Brasen Bosser	0	0	0	0	0	1	0	-1	28	Gleb Veremyev	0	0	0	0	0	1	0	1
89	Tony Achille	0	0	0	0	0	0	2	0	29	Drew Montgomery	0	1	1	0	1	1	2	
92	Ryan Kirwan	0	0	0	0	0	1	4	0	30	Kaidan Mbereko	0	0	0	0	0	0	0	0
1	Luke Pavlich								dnp	31	Henry Wilder								dnp
39	Zakari Brice								dnp	32	Carsen Musser								dnp
Totals: 3 : 6 : 9 : 6 : 13 : 30 : -3										Totals: 4 : 6 : 10 : 8 : 14 : 21 : 4									

Goals by period

Team	1	2	3	OT1	Tot
ASU	1	1	1	0	3
COL	2	0	1	1	4

Shots by period

Team	1	2	3	OT1	Tot
ASU	8	14	7	1	30
COL	6	4	10	1	21

Power play goals-ATT (SH)

Period	ASU	COL
1st	0-1(0)	1-1(1)
2nd	0-1(2)	0-0(0)
3rd	1-1(1)	0-1(1)
OT1	0-0(0)	0-0(0)
Total	1-3(3)	1-2(2)

Penalty minutes

Period	ASU	COL
1st	1-2	2-4
2nd	0-0	0-0
3rd	2-4	2-4
OT	0-0	0-0
Total	3-6	4-8

Three stars

1. Zacharyas Wisdom
2. Max Burkholder
3. Klavs Veinbergs

Officials

Referee: Ryan Hershey
Referee: Andrew Wilk
Linesman: Seth Muka
Linesman: Eric McDonald

Referee's Signature



Game 11



2024-25 Men's Ice Hockey
Box Score Report
Nov 16, 2024, Start time: 07:00 PM, Mullett Arena, Tempe, Arizona
Attendance: 0

Game duration: 2:32

OMAHA (3-6-0, 1-2-0)

VS

ARIZONA ST. (3-7-1, 0-3-0)

Box score

Prd	Time	Team	Scored by	Assists	Visitors on ice	Home on ice
1	1st 17:53	Omaha	EV Chase LaPinta/1	Cam Mitchell/1	G30, 12, 7, 29, 3, 25	G1, 16, 5, 14, 92, 8
2	2nd 05:58	Arizona St	EV Ty Jackson/2	Ryan Kirwan/2 Brasen Bosser/1	G30, 2, 46, 6, 17, 23	G1, 9, 74, 14, 92, 8
3	2nd 16:15	Omaha	PP Charlie Lurie/1	Dylan Gratton/3 Harrison Israels/1	G30, 46, 24, 9, 26, 23	G1, 16, 5, 11, 25
4	3rd 03:49	Arizona St	PP Anthony Dowd/1	Lukas Sillinger/6 Sam Court/2	G1, 9, 37, 61, 14, 18	G1, 9, 37, 61, 14, 18
5	3rd 16:49	Omaha	EV Sam Stange/3	Griffin Ludke/2	G30, 10, 7, 29, 3, 25	G1, 74, 5, 14, 92, 8
6	3rd 18:53	Omaha	EN Zach Urdahl/5	Brock Bremer/2	G30, 10, 5, 6, 26, 22	2, 61, 14, 92, 8, 12

Team summary

Mavericks										Sun Devils									
#	Player	G	A	P	PM	BL	SH	+	-	#	Player	G	A	P	PM	BL	SH	+	-
2	Aiden Gallagher	0	0	0	0	2	1	0	-1	1	Luke Pavlich	0	0	0	0	0	0	0	0
3	Sam Stange	1	0	0	0	0	0	2		2	Noah Beck	0	0	0	2	1	1	-1	
5	Joe Gramer	0	0	0	0	0	0	0	1	5	Ty Murchison	0	0	0	0	0	2	4	-2
6	Zach Urdahl	1	0	1	0	0	0	0		7	Joel Kjellberg	0	0	0	0	1	1	0	0
7	Griffin Ludke	0	1	1	0	0	0	2		8	Antem Shlaine	0	0	0	0	0	0	-2	
8	Marcus Broberg	0	0	0	0	0	0	0	0	2	Anthony Dowd	1	0	0	0	0	0	1	0
9	Brady Risk	0	0	0	0	0	0	0	0	10	Tucker Ness	0	0	0	0	0	0	0	0
10	Jacob Guerin	0	0	0	0	0	0	0	2	11	Benji Eckerle	0	0	0	0	2	0	0	0
12	Nolan Krenzen	0	0	0	0	0	0	0	1	12	Cullen Potter	0	0	0	0	0	0	1	-1
13	Jacob Silepc	0	0	0	0	0	0	0	0	14	Ty Jackson	1	0	0	0	0	0	0	-2
17	Alexi Van Houtte-Cachero	0	0	0	0	0	0	0	-1	16	Ethan Szmagaj	0	0	0	0	3	0	-1	
21	Tyler Rollwagen	0	0	0	0	0	0	0	0	18	David Hymovitch	0	0	0	0	0	0	0	0
22	Jimmy Glynn	0	0	0	0	0	0	0	1	25	Kyle Smolen	0	0	0	0	0	0	0	0
23	Harrison Israels	0	1	1	0	0	0	0	1	29	Cole Gordon	0	0	0	0	0	0	0	0
24	Charlie Lurie	1	0	1	0	0	0	0	2	37	Sam Court	0	0	0	0	0	0	7	0
25	Cam Mitchell	0	0	0	0	0	0	0	2	46	Cole Hahn	0	0	0	0	0	0	0	0
26	Brock Bremer	0	0	0	0	0	0	0	0	53	Ryan Alexander	0	0	0	0	0	0	0	0
29	Chase LaPinta	1	0	1	0	0	0	0	2	61	Lukas Sillinger	0	0	0	0	2	0	-1	
30	Simon Latoczky	0	0	0	0	0	0	0	0	74	Brasen Bosser	0	0	0	0	0	0	0	0
46	Dylan Gratton	0	0	0	0	0	0	0	-1	92	Ryan Kirwan	0	0	0	0	0	0	0	-2
1	Willi Craig								dnp	30	Chase Hamm								dnp
35	Kevin Redler								dnp	31	Gibson Homer								dnp
Totals: 4 : 5 : 9 : 6 : 16 : 23 : 10										Totals: 2 : 4 : 6 : 6 : 12 : 43 : -11									

Goaltenders

Mavericks								Sun Devils							
#	Player	Min	GA	1	2	3	Saves	#	Player	Min	GA	1	2	3	Saves
30	Simon Latoczky	59:57	2	11	13	17	41	1	Luke Pavlich	59:19	3	4	12	1	17
TM	EMPTY NET	00:03	0	0	0	0	0	TM	EMPTY NET	00:41	1	0	0	2	2
Win-Simon Latoczky(3-6-0)								Loss-Luke Pavlich(1-4-0)							

Referee's Signature



Game 10



2024-25 Men's Ice Hockey
Box Score Report
Nov 09, 2024, Start time: 06:00 PM, Ed Robson Arena, Colorado Springs, Colorado
Attendance: 3710

Game duration: 2:28

ARIZONA ST. (3-6-1, 0-2-0)

VS

COLORADO COL. (8-0-0, 2-0-0)

Box score

Prd	Time	Team	Scored by	Assists	Visitors on ice	Home on ice
1	1st 10:41	COL	PP Drew Montgomery/3	Zacharyas Wisdom/4 Max Burkholder/4	G1, 16, 5, 10, 8	G30, 4, 29, 8, 2, 24
2	3rd 11:20	COL	EV Tyler Coffey/2	Stanley Cooley/4	G1, 37, 74, 14, 92, 15	G30, 6, 18, 17, 29, 27
3	3rd 19:16	ASU	EA David Hymovitch/1	Kyle Smolen/3 Ty Jackson/4	9, 37, 14, 18, 53, 25	G30, 4, 5, 29, 2, 27
4	3rd 19:51	COL	EN Klavs Veinbergs/4	Bret Link/5 Gavin Lindberg/1	2, 14, 11, 8, 12, 25	G30, 6, 18, 10, 20, 24

Team summary

Sun Devils										Tigers									
#	Player	G	A	P	PM	BL	SH	+	-	#	Player	G	A	P	PM	BL	SH	+	-
1	Luke Pavlich	0	0	0	0	0	0	0	0	2	Zacharyas Wisdom	0	1	1	0	0	0	1	-1
2	Noah Beck	0	0	0	0	3	1	-1		4	Max Burkholder	0	1	1	2	0	0	1	-1
3	Ty Murchison	0	0	0	0	3	4	0		5	Ryan Kallinger	0	0	0	0	0	0	0	0
7	Joel Juchacz	0	0	0	2	0	1	0		17	Ty Colley	0	0	0	2	0	0	0	2
8	Karen Schmalzer	0	0	0	0	0	1	0		18	Kevin Lindberg	0	0	0	0	0	0	0	0
9	Anthony Dowd	0	0	0	0	0	0	1		19	Owen Beckner	0	0	0	0	0	0	0	0
10	Tucker Ness	0	0	0	0	2	2	0		10	Bret Link	0	1	1	0	0	0	2	1
11	Benji Eckeler	0	0	0	0	0	0	2	-1	13	Chase McLane	0	0	0	0	0	0	0	0
12	Colton Porter	0	0	0	0	1	0	-1		16	Brad Cleveland	0	0	0	0	0	0	1	0
14	Ty Jackson	0	1	1	0	0	0	-1		17	Tyler Colley	1	0	1	0	0	0	0	2
15	Dylan Jackson	0	0	0	0	0	4	-1		18	Fisher Scott	0	0	0	0	0	0	0	2
18	Ethan Semaj	0	0	0	0	0	0	0		20	Gavin Lindberg	0	0	0	0	0	0	0	0
19	David Meyer	0	0	0	0	0	0	0		21	Kevin Lindberg	0	0	0	0	0	0	0	0
20	Kyle Smith	0	1	1	2	1	2	0		23	Ethan Stahl	0	0	0	0	0	0	1	0
22	Cole Gordon	0	0	0	0	0	0	1	0	24	Klaus Venenbergs	1	0	1	0	0	0	0	0
27	Sam Court	0	0	0	0	1	1	0		25	Riley Stuart	0	0	0	0	0	0	2	0
53	Ryan Alexander	0	0	0	0	0	3	-1		27	Stanley Colley	0	1	1	0	0	0	1	0
74	Braiden Bosser	0	0	0	0	0	1	0	-1	28	Gabe Veremyev	0	0	0	0	2	0	0	0
80	Tony Achille	0	0	0	0	0	0	1	0	29	Drew Montgomery	1	0	1	0	0	0	1	0
89	Ryan Smith	0	0	0	0	0	1	0	-1	32	Kristen Kiewit	0	0	0	0	0	0	0	0
91	Gibson Howell									31	Henry Wilder								
39	Zakari Bice									32	Carsten Musser								
Totals:		1	2	3	8	15	42	6		Totals:		3	5	8	6	14	21	3	

2024-25 BOX SCORES

Game 14



DENVER (12-1-0, 2-1-0)

DENVER (12-2-0, 2-2-0)

Goals by period

Prd	Time	Event	Scored by	Assaults	Visitors on ice	Home on ice					
							Team	1	2	3	Tot
1	1st	1952	Denver	PP Sam Hamrin11	Jack Devine20 Zeev Bluhstein10	G1, 7, 24, 29, 39	G35, 36, 37, 7, 4, 15	Arizona	0	2	5
2	3rd	0355	Arizona	PP Noah Beck3	Lukas Stillerberg10 Bennett Schuchm10	G1, 21, 61, 92, 23, 38	G35, 29, 3, 16, 11	Arizona	1	0	2
3	2nd	1019	Arizona	EV Cullen Pothier4	Lukas Stillerberg10 Kurt Campbell2	G1, 7, 5, 61, 23, 12	G35, 29, 5, 7, 27, 11	Arizona	1	0	2
4	2nd	1111	Arizona	EV Artem Shalagin4	Ryian Alexander10 Kyle Smyten7	G1, 37, 72, 53, 25, 6, 9	G35, 21, 26, 14, 18, 24	Arizona	1	0	2
5	2nd	1640	Denver	EV Adam Thompson10	Kent Anderson10 Ales Weismann2	G1, 37, 72, 11, 25, 6, 39	G35, 21, 9, 7, 39, 11	Arizona	12	11	6
							Team	8	6	14	

Shots by period

Team	1	2	3	Tot
Arizona	12	11	6	29
Denver	8	6	14	28

Power play goals ATT

Team summary

Team summary

Sun Devils

#	Player	G	A	P	PM	BL	SH	+	
1	Luke Pavlich	0	0	0	0	0	0	0	
2	Noah Beck	1	0	0	0	1	2	0	
5	Ty Murchison	0	0	0	0	0	0	2	
7	Joel Kjellberg	0	0	0	0	0	0	1	
8	Artem Shilane	2	0	0	0	0	4	1	
9	Anthony Dowd	0	0	0	0	0	0	0	
10	Tucker Tress	0	0	0	0	0	0	1	
11	Brend Kolarik	0	0	0	0	0	0	0	
12	Cullen Potter	1	0	0	0	0	5	1	
14	Ty Jackson	0	0	0	0	1	3	0	
15	Dylan Jackson	0	0	0	0	0	1	0	
18	David Hymowich	0	0	1	0	0	0	0	
23	Bennett Schimek	1	1	0	0	0	4	2	
26	Kyle Smolen	0	0	0	0	0	0	1	
29	Cole Gordon	0	0	0	0	0	0	0	
37	Sam Court	0	0	0	0	2	1	1	
63	Pyan Alexander	0	0	1	0	0	2	4	
81	Lukas Slinger	0	0	0	0	0	0	1	
74	Breton Boser	0	0	0	0	2	2	1	
92	Ryan Kinan	0	0	0	0	0	0	3	
30	Chase Hansen	dnp							
31	Gibson Hone	dnp							
Totals:		5	2	4	14	2	9	29	16

Pioneers

#	Player	G	A	P	PM	BL	SH	+
2	Tory Player	0	0	0	2	0	0	0
3	Cale Ashcroft	0	0	0	0	0	0	2
4	Jake Davine	0	0	1	1	0	4	-1
5	Garrett Brown	0	0	0	0	0	0	0
6	Adam Thompson	1	0	1	0	0	5	-2
8	Boston Sudbucker	0	0	0	0	0	3	-1
11	Samu Salminen	0	0	0	0	0	1	-1
12	Sam Harris	0	0	0	0	0	0	0
13	Hagen Burrows	0	0	0	2	0	0	0
14	Rieger Lorenz	0	0	0	0	0	2	-1
15	Carter King	0	0	0	0	0	2	-1
16	Jared Wright	0	0	0	0	0	0	-1
21	Kent Anderson	0	0	1	0	0	0	0
22	Connor Caponi	0	0	0	0	0	0	0
24	Eric Polihnak	0	0	0	0	0	1	-3
26	Kieran Cebrian	0	0	0	0	0	1	-1
27	James Reeder	0	0	0	0	0	0	-2
28	Zeus Butler	0	0	0	0	0	2	-2
30	Matt Davis	0	0	0	0	0	0	0
35	Alex Weisner	0	0	0	0	0	0	1
19	Freddie Hayek	dnp						
Totals:		2	4	6	4	7	28	-16

2nd

3rd

4th

1-1(2)

0-0(0)

0-0(0)

2nd

3rd

4th

0-0(0)

0-0(0)

0-0(0)

1-2(3)

1-1(3)

Penalty minutes

Period	Arizona St	Denver
1st	2-2	1-2
2nd	0-0	1-2
3rd	0-0	0-0
Total	1-2	2-4

Three stars

1. Artem Shilane

2. Cullen Potter

3. Lukas Slinger

Officials

Referee: Andrew with

Referee: Brian Hankins

Linesman: Eric Costino

Linesman: MacGee

Referee's Signature _____



Game 16



ARIZONA ST. (6-7-1, 3-3-0)

ARIZONA ST. (8-7-1, 5-3-0)

MINN. DULUTH (5-10-0, 2-6-0)

VS

ARIZONA ST. (8-7-1, 5-3-0)

Box score

Prd	Time	Team	Scored by	Assists	Visitors on ice	Home on ice
1	2nd 15:48	Arizona St	EV Dylan Jackson/5	Ty Jackson/7 Noah Beck/11	G3.1, 8. 20, 26, 15, 17	G1, 9. 2, 92, 15, 14
2	3rd 05:18	Duluth	EV Allen Dubinsky/14 Harper Blaine/2	Aiden Dubinsky/14 Harper Blaine/2	G3.1, 8. 20, 10, 15, 27	G1, 9. 2, 61, 23, 12
3	3rd 08:36	Arizona St	EV Ryan Kivan/7	Sam Court/14 Dylan Jackson/6	G3.1, 6. 28, 31, 24, 12	G1, 9. 37, 92, 15, 14
4	3rd 14:09	Duluth	EV Zani Plante/14	Justin Reilly/5	G3.1, 8. 38, 10, 15, 27	G1, 9. 5, 15, 25, 29
5	OT1 06:42	Arizona St	EV Kyle Smolcay/19	Noah Beck/12 Artem Plante/2	G3.1, 8. 10, 17	G1, 9. 2, 92, 15, 14

Goals by period

	1	2	3	OT1	Total
Duluth	0	0	0	0	0
Arizona St	0	1	1	1	3

Shots by period

Team	1	2	3	OT1	Total
Duluth	13	10	10	2	35
Arizona St	6	8	12	2	28

Team summary

Power play goals-ATT (SH)

Team summary

Buildings										Sun Devils										
#	Player	G	A	P	PM	BL	SH	+	-	#	Player	G	A	P	PM	BL	SH	+	-	
2	Ty Hanson	0	0	0	0	0	1	0	0	1	Luke Pavlich	0	0	0	0	0	0	0	0	
3	Adrian Bente	0	0	0	0	0	0	0	0	2	Lucas Black	0	0	0	0	0	0	0	0	
8	Aaron Picton	0	0	0	0	0	0	0	0	3	Ty Murchison	0	0	0	4	0	0	0	0	
10	Max Planie	1	0	0	1	0	1	4	1	7	Joel Kjelberg	0	0	0	0	0	0	0	0	
22	Jack Smith	0	0	0	0	2	2	1	1	8	Artem Shalane	0	1	1	0	0	0	0	0	
33	Jason Shengbaita	0	0	0	0	0	0	2	1	9	Douglas O'Neil	0	0	0	0	0	0	0	0	
35	Hayden Bente	0	0	0	0	0	0	0	0	10	Tucker New	0	0	0	0	0	0	0	0	
36	Blake Bishen	0	0	0	0	0	0	1	0	11	Bonny Eckler	0	0	0	0	0	0	0	0	
37	Dominic James	0	0	0	0	0	1	2	-2	12	Cullen Potter	0	0	0	0	0	0	0	0	
38	Jay Pierce	0	0	0	0	2	3	0	0	13	Ty Jackson	0	1	1	2	0	0	0	0	
20	Owen Gallatin	0	0	0	0	2	1	3	0	14	Dylan Jackson	1	1	2	0	0	0	0	0	
45	Hayden Bente	0	0	0	0	0	1	1	0	15	David Hyslop	1	1	2	0	0	0	0	0	
39	Calum Annett	0	0	0	0	0	0	0	0	22	Bennett Schick	0	0	0	0	0	0	0	0	
26	Anthony Megarini	0	0	0	0	0	1	2	-1	25	Kyle Semlen	1	0	1	2	0	0	0	0	
27	Zane Planie	1	0	1	0	1	1	4	2	29	Cole Gordon	0	0	0	0	0	0	0	0	
38	Adrian Dubinsky	0	0	0	0	1	0	0	0	37	Sam Court	0	0	0	0	0	0	0	0	
23	Josh Green	0	0	0	0	0	0	0	0	38	Ryan Alexander	0	0	0	0	0	0	0	0	
33	Carter Lyons	0	0	0	0	0	0	2	-1	61	Luke Sillinger	0	0	0	0	0	0	0	0	
34	Matthew Perkins	0	0	0	0	0	0	0	1	0	62	Bryson Boser	0	0	0	0	0	0	0	
38	Luke East	0	1	1	0	0	0	0	1	0	39	Ryan Kivnan	1	1	0	0	0	0	0	0
37	Playton Knapp								dnp	40	Case Harnen								dnp	
Totals		2	3	3	3	10	12	35	-3		Totals		3	6	19	11	28	3		

Penalty Minutes			
Period	Dur	Alonso <td>51</td>	51
1st	0-12	0-10	
2nd	0-31	0-0	
3rd	0-23	0-0	
OT1	0-0	0-0	
Total	0-44	0-0	

Three stars			
1.	Kyle Semlen		
2.	Luke Pavlich		
3.	Dylan Jackson		

Officials			
Referee:	Austin Hall		
Linesman:	Sam Scarsenz		
Linesman:	Zachary Rose		
Linesman:	Colin Breen		

Referee's Signature _____



