

ASU 2016-2017 SCHEDULE

Date	Opp. (TV/Radio)	Score/Time
11/11	Portland St (P12)	W, 88-70
11/13	Cal Poly (P12)	W, 96-74

TIRE PROS INVITATIONAL (ORLANDO)

11/17	Northern Iowa (ESPNU)	L, 63-82
11/18	Tulane (ESPNU)	W, 80-71
11/20	Davidson (ESPN)	L, 60-68

11/23	Citadel (P12)	W, 127-110
11/28	#1 Kentucky @Bahamas	

(ESPN2).....L, 69-115

12/3	UNLV (P12)	W, 97-73
12/6	#18 Purdue (JVC/ESPN)	L, 64-97
12/10	@San Diego St (CBSSN)	4 PT
12/17	New Mexico St (P12)	6
12/20	#10 Creighton (ESPN2)	7
12/22	Central Arkanas (P12)	1
12/30	@Stanford (P12)	6 PT
1/1	@California (P12)	7 PT
1/5	Colorado (P12)	7
1/7	Utah (P12)	3
1/12	@#20 Arizona (ESPN2)	7
1/19	@#2 UCLA (FS1)	8 PT
1/22	@USC (ESPNU)	5:30 PT
1/25	Washington (ESPNU)	9
1/29	Washington St. (P12)	Noon
2/2	@#24 Oregon (FS1)	8 PT
2/4	@Oregon St. (P12)	3 PT
2/8	California (ESPNU)	9
2/11	Stanford (P12)	6
2/16	@Washington (FS1)	8 PT
2/18	@Washington State (P12)	2 PT
2/23	#2 UCLA (ESPN2)	7
2/26	USC (P12)	4:30
3/4	#20 Arizona (CBS)	2
3/8	@Pac-12 Tournament	TBD

(note: opponent ranking is AP Dec. 5 for future, date of game for past)

FINAL FOUR TRIVIA

Coach Hurley (1992) and Danny Manning are the only current college coaches who earned NCAA Final Four MOP honors.

TURNED IT AROUND FAST

Buffalo was 285-369 (.436) in 22 seasons after going Division I (1991-2013). The Bulls were 42-20 (.678) in Coach Hurley's two seasons. **He is 62-41 (.602) in four years as a head coach.**

SUN DEVIL

M E N ' S B A S K E T B A L L

@SUNDEVILHOOPS TIPS IT AT SAN DIEGO STATE SATURDAY TO END ROAD TRIP

SAT., DEC. 10 - @SAN DIEGO STATE	4 P.M. PT/CBSSN	SAN DIEGO
SAT., DEC. 17 - NEW MEXICO STATE	6 P.M./PAC-12 NETWORK	TEMPE
TUE., DEC. 20 - #10 CREIGHTON	7 P.M./ESPN2	TEMPE

The 2016-17 Sun Devil men's basketball team (5-4) has zig-zagged across North America three times (Orlando, Bahamas and New York City) and makes its final road trip of non-conference play with a visit to Viejas Arena to take on San Diego State on Saturday, Dec. 17, at 4 p.m. PT/5 p.m. MT on CBS Sports Network. Dave Ryan, Steve Lappas and John Schriffen have the call, as ASU is in the middle of a six-game stretch that has them playing No. 1 Kentucky, No. 18 Purdue and current No. 10 Creighton along with UNLV, at San Diego State (2016 Mountain West regular season champion) and New Mexico State (2016 WAC regular season champion). The Sun Devils returned two starters (Tra Holder and Obi Oleka) and four total lettermen from last year's squad that posted eight wins against top-100 RPI teams in Bobby Hurley's first season. Tim Healey and Kyle Dodd have the call on the Sun Devil Sports Radio Network, presented by MidFirst, on ESPN 620 AM in Phoenix. ASU hopes to cash in on .739 free throw percentage (150-of-203) to start the year, its best since it shot the same in 2007-08. ASU won two non-conference road games in Coach Hurley's first season (UNLV and Creighton) after going 8-22 in the previous 30 out of conference road tilts.

A 25-YEAR ANNIVERSARY: In the 1992 Final Four, No. 1 Duke topped No. 15 Michigan 71-51 as Sun Devil head coach Bobby Hurley earned Most Outstanding Player Honors. That Duke team defeated the Michigan Fab Five, coached by San Diego State head coach Steve Fisher. Duke and Coach Hurley went 4-0 vs. Coach Fisher-led Wolverine teams, as Coach Hurley averaged 16 points and 6.5 assists, including a 26-point, seven assist effort in a Dec. 14, 1991 88-85 overtime win in Crisler arena.

ASU VS. SDSU: ASU leads the series 16-10, with the last meeting a 55-52 Sun Devil win in Tempe on Dec. 19, 2009. No. 15 ASU topped SDSU 59-52 on Nov. 18, 2008 in its last trip to Viejas, as SDSU entered the game 38-7 at Cox Arena and had topped its two previous ranked teams. ASU shot .571 (20-of-35), including 9-of-13 (.692) in the second half, but trailed 15-2 at the 12:46 mark of the first half before coming back as James Harden led the way with 18 points.

LAST WIN: ASU 97, UNLV 73 (12/3/16): ASU started fast and never looked back in a 97-73 win over UNLV, as ASU made 13-of-22 (.591) three-pointers in the first half en route to matching a school record with 18. Shannon Evans II led ASU with 28 points while Torian Graham had 22 and Tra Holder 20. ASU led 51-32 at the half and had just eight turnovers. The 28 points by Evans II is the most by a Sun Devil since Jahii Carson had 29 at Oregon on March 4, 2014 (107 games).

SUN DEVIL MOST THREE POINT FIELD GOALS

18 vs. UNLV, Dec. 3, 2016

- 18 vs. San Francisco, Nov. 20, 2009
- 17 vs. Oregon State, Mar. 5, 2011
- 17 vs. Idaho State, Dec. 23, 2008
- 16 vs. Miami (Ohio), Nov. 12, 2013

15 vs. Citadel, Nov. 23, 2016


SHANNON EVANS II TOP CAREER SCORING GAMES

- 33 vs. Cornell (1/3/15)
- 28 vs. UNLV (12/3/16)**
- 25 at Ball State (2/4/15)

ASU MEDIA RELATIONS: ASU men's basketball SID Doug Tammaro can be reached directly at 480-734-7795 or via e-mail at tammaro@asu.edu. The ASU website is: www.TheSunDevils.com.

Pos	#	Name	Yr.	Ht./Wt.	2016-2017 SUN DEVIL ROSTER NOTES
G	0	Tra (Tray) Holder	Jr.	6-1/180	Pac-12 All-Freshman team 2015; Why he wears "0" -- says will have zero excuses
G	3	Sam Cunliffe	Fr.	6-6/200	Finished #45 in final Scout recruiting rankings; Rivals had him #36; ESPN #41
F	5	Obinna Oleka	Sr.	6-8/225	Say it OH-bee-nah OH-Leh-Ka; strong but can step out and hit the three
G	11	Shannon Evans II	Jr.	6-1/160	Buffalo transfer had to sit in 2015-16; played on Buffalo 2015 NCAA Tournament team
G	4	Torian Graham	Sr.	6-5/195	Sat last year as a transfer, but added solid 25 pounds; #91 by ESPN in Class of 2012
G	1	Maurice O'Field	Jr.	6-5/205	JC transfer saw limited action last year, has two years to play
F-C	12	Andre Adams	RFr.	6-9/225	Sat last year with ACL injury, coming along slowly
F	13	Vitaliy Shibel	Fr.	6-9/210	Freshman who has ACL injury and will redshirt this year/from the Ukraine
G	22	Austin Witherill	Jr.	6-0/170	Local walk-on from Gilbert's Highland High School
F	23	Romello White	Fr.	6-8/220	Will sit this year as academic redshirt; top-100 2016 recruit across the board
F	33	Ramon Vila	Fr.	6-8/230	Great hands; solid size and good skills around the hoop;
F	42	Jethro Tshisumpa	Fr.	6-10/260	7-5 1/2 wingspan; 6% body fat/say it Teh-SHUMP-a
G	44	Kodi Justice	Jr.	6-5/190	Posted 10 double-digit scoring games last year (had 3 in 18 games in 2014-15).

Head Coach: Bobby Hurley/42-20 at Buffalo (2013-15); 1992 Final Four MOP
Assistants Coaches: Levi Watkins, Rashon Burno, Anthony Coleman
Special Assistant to Head Coach: Ben Wood
Video Operations: Justin MacLean **Operations:** Derrick Wrobel
Strength: Rich Wenner **Trainer:** John Anderson



THREE-DOT SUN DEVIL DATA: Junior Tra Holder is 261-of-362 (.721) from the charity stripe in his 73-game career...senior Torian Graham has three 20-point games...Shannon Evans made his first 20 free throws to start the season. He is 221-of-274 (.807) from the free throw line in his career...Obi Oleka is 21-of-29 (.724) from the free throw line and is averaging 11.4 points and 9.4 rebounds...Kodi Justice has made 90 three-pointers in 59 career games.

JETHRO NOTE: Freshman Jethro Tshisumpa has nine blocks in 53 minutes on the year. Sun Devil Jordan Bachynski, the Pac-12 career leader, had 20 his freshman season when he played 240 minutes.

GOT IT DONE FAST: Buffalo was 285-369 (.436) in 22 seasons after going Division I (1991-2013). Under Bobby Hurley the Bulls were 42-20 (.678) in his two seasons.

MILES: The Sun Devils last year had a tough out-of-conference schedule, playing three OOC road games for just the fifth time in 38 seasons. This year, it has one true "road" game but its travel schedule is even tougher. ASU between Nov. 16 (travel day) and Dec. 10 (game at San Diego State) will travel 12,900 miles and sleep in a hotel in 11 of 25 nights.

ROAD TRIP(S)!!! ... ROUND TRIP MILES FROM PHOENIX

Orlando/Tire Pros Invitational (Nov. 17-20)=3,680

Bahamas vs. #1 Kentucky (Nov. 28)=4,320

Jimmy V Classic @NYC vs. #18 Purdue (Dec. 6)=4,300

San Diego @SDSU (Dec. 10)=600

FINAL FOUR IN 2017: ASU and Glendale/Phoenix host the 2017 Final Four, the first Final Four held west of Texas since Seattle in 1995. It will be held at University of Phoenix Stadium, home of the Arizona Cardinals. The 2017 Final Four will also marks the 25th anniversary of Bobby Hurley earning 1992 MOP.

ASU 96, CAL POLY 74 (11/13/16): ASU scored 57 in the second half and raced to a 96-74 win. Tra Holder posted 24 points, while Shannon Evans II added 20 and Torian Graham had 18 off the bench. Evans II became the first Sun Devil since Ike Diogu (Jan. 17, 2004 vs. USC) to go perfect in at least 12 free throw attempts, while ASU's 57 second-half points was the most in a half since it scored 58 vs. San Francisco on Nov. 20, 2009.

THREE-POINT NOTE: Entering 2016-17 ASU had made a three-pointer in 522 straight games. The last time ASU did not make a three-pointer was in an 89-57 win over Washington in Tempe on Feb. 10, 2001. That streak is now up to 531 games.

OOO SCHEDULE: Last year's Sun Devil OOO schedule was 13th-best in the nation, and this year ASU faces AP preseason top-25 teams #2 Kentucky in Bahamas, Purdue (#15) in the Jimmy V Classic on Dec. 6 and hosts #22 Creighton at 7 p.m. MT on ESPN2 on Dec. 20.

PAC-12 SCHOOLS HOSTING AP PRESEASON TOP-25 TEAMS

#17 Saint Mary's at Stanford, Nov. 30

#7 Xavier at Colorado, Dec. 7

#22 Creighton at Arizona State, Dec. 20

#8 Virginia at Cal, Dec. 21

WHOA: Starting with its Nov. 28 game vs. top-ranked Kentucky, ASU will play six games in 23 days that are...well...challenging. Check out the six games and the basketball history of each opponent.

SUPER TOUGH SIX IN A ROW

Monday, Nov. 28 vs. #1 Kentucky at Bahamas (8-time NCAA champion)

Saturday, Dec. 3 vs. UNLV (6 NCAA Tournaments in past 10 seasons)

Tuesday, Dec. 6 vs. #18 Purdue at New York City (8 NCAA Tournaments past 10 seasons)

Saturday, Dec. 10 at San Diego State (7 NCAA Tournaments past 11 seasons)

Saturday, Dec. 17 vs. New Mexico State (4 NCAA Tournaments past 5 seasons)

Tuesday, Dec. 20 vs. #12 Creighton (10 NCAA Tournaments past 18 seasons)

OBI ONE TO KEEP AN EYE ON: It was the Jan. 14 WSU game where forward Obinna Oleka (Oh-BEE-nah Oh-LEH-ka) began to emerge last season. Obi was in double figures in 13 of the final 16 games and averaged 11.4 points, 7.8 rebounds and was 41-of-49 (.837) from the free throw line in that time. He also had three of his four double-doubles in that span. Oleka had no points and one rebound in the first two games, but because he only played five games for State College of Florida, Manatee-Sarasota the previous two seasons and didn't play in 2014-15, a slow start was expected. Consider this: Before he took the court in the opener Nov. 13, his previous official game was Dec. 7, 2013...a 705-day break between games.

OBI OLEKA FIRST 10 CAREER GAMES/PAST 31

MPG: 19.0/28.4

3PT MADE: 3/30

FT: 17-27 (.630)/77-96 (.802)

RPg: 4.9/7.5 --- **PPG:** 6.4/11.1

TOP SCORING GAMES FOR OBINNA OLEKA

20 vs. Citadel (11/23/16)

19 vs. Kennesaw State (11/18/15)

17 vs. Cal Poly (11/13/16)

17 vs. #23 Oregon (1/31/16)

17 vs. Oregon State (1/28/16)

17 vs. #8 Arizona (1/3/16)

ASU 88, PORTLAND STATE 70 (11/11/16): Tra Holder and Torian Graham (9-of-11 FGs off the bench) led ASU with 23 points, while Shannon Evans added 19 in the 88-70 win over Portland State to open the season. Obi Oleka added 13 rebounds. Graham's 23 points marked the most by a Sun Devil in a career debut since Jerren Shipp had 23 on Nov. 13, 2006.

MOST POINTS IN ASU DEBUT (1987-88 TO PRESENT)

28-Isaac Burton, Jr./ASU 106, BYU 95 (Nov. 27, 1993)

26-Save Moore, Jr./ASU 80, Arkansas-Little Rock 72 (Nov. 22, 2003)

23-Torian Graham, Sr./ASU 88, Portland State 70 (Nov. 11, 2016)

23-Jerren Shipp, Fr./NAU 75, ASU 71 (Nov. 13, 2006)

23-Gee Gervin, Fr. /ASU 111, Jacksonville 69 (Nov. 22, 1996)

MOST ASU POINTS OFF BENCH (1997-98 TO PRESENT)

31-Save Moore, 2/10/05 at UCLA

29-Shawn Redhage, 2/8/03 at Washington

24-Savon Goodman, 12/20/14 vs Lehigh

24-Tommy Smith, 2/10/01 vs. Washington

24-Tanner Shell, 1/20/00 at USC

23-Torian Graham, 11/11/16 vs Portland State

HOW DO YOU SAY IT?

Oh-BEE-nah OH-leh-ka

Jethro Tsha-SUMP-ah

TRA HOLDER 20+ SCORING GAMES

26 at UCLA (1/9/16)

24 vs. #8 Arizona (1/3/16)

24 vs. Cal Poly (11/13/16)

23 vs. Portland State (11/11/16)

22 vs. Citadel (11/23/16)

23 vs. CSU-Bakersfield (12/28/15)

22 vs. North Carolina State (11/23/15)

21 at USC (1/7/16)

20 vs. UNLV (12/31/16)

20 vs. #23 USC (2/12/16)

20 vs. Washington State (1/16/16)

DOUBLE-DOUBLES FOR

OBINNA OLEKA (8)

14/11 vs. #1 Kentucky (11/28/16)

20/15 vs. Citadel (11/23/16)

11/10 vs. Northern Iowa (11/17/16)

17/13 vs. Cal Poly (11/13/16)

14/13 vs. UCLA (2/14/16)

13/11 vs. Washington (1/16/16)

11/10 vs. Washington State (1/14/16)

10/14 vs. Marquette (11/24/15)

FAST FACT ABOUT A FAST SISTER:

Sam Cunliffe has eight sisters -- and one of them is Hannah Cunliffe, who was the 2016 Pac-12 Track Championship Athlete of the Meet. She scored 22.5 points at the Championship, which came in the form of 10 points each in the 100 meter and 200 meter, winning both races, setting a record in the 200 meters. She also collected another 2.5 points when she helped the Ducks win the 4x100 relay in record-breaking fashion.

FINAL FOUR IN 2017

ASU and Glendale/Phoenix host the 2017 Final Four, the first Final Four held west of Texas since Seattle in 1995. It will be held at University of Phoenix Stadium, home of the Arizona Cardinals. The 2017 Final Four will also mark the 25th anniversary of Bobby Hurley earning 1992 MOP.

MOST POINTS IN ASU HISTORY

130 vs. Pasadena (Feb. 17, 1962)

127 vs. Citadel (Nov. 23, 2016)

127 vs. Oklahoma (Dec. 20, 1963)

COACH AS A PLAYER: Coach Hurley's Duke career has been talked about a lot. His 145 assists (in 20 games) is a NCAA Tournament record. Here is a numbers breakdown:

.583: In the 1992 Final Four, Coach made 7-of-12 three pointers en route to the Most Outstanding Player honors.

.667: In the April 4, 1992 Final Four game vs. Indiana, Coach went 6-of-9 from the three-point stripe.

2: In addition to 1992 Most Outstanding Player honors, Coach also earned 1991 All-Tournament Team honors.

9: In the 1991 title game vs. Kansas on April 1, he posted nine assists.

16: In the 1991 Final Four he posted 16 asists.

20: Coach played in 20 NCAA Tournament games.

119: Coach Hurley went 119-26 (.821) in his four years at Duke.

18-2: Coach Hurley went 18-2 in his NCAA Tournament career.

3-PTERS IN TOURNAMENT CAREER

47, Lee Humphrey, Florida, 2004-07 (15)

43, Shelvin Mack, Butler, 2009-11 (13)

42, Bobby Hurley, Duke, 1990-93 (20)

NCAA TOURNAMENT GAMES

23, Christian Laettner, Duke, 1989-92

22, Greg Koubek, Duke, 1988-91

22, Brian Davis, Duke, 1989-92

21, Wayne Turner, Kentucky, 1996-99

20, Thomas Hill, Duke, 1990-93

20, Bobby Hurley, Duke, 1990-93

20, Grant Hill, Duke, 1991-94

20, Antonio Lang, Duke, 1991-94

THREE!: Sun Devil coach Bobby Hurley has said that with his three-guard lineup, we can expect a lot of threes being tossed up. Last year ASU made 254 three-pointers, fifth-most in Sun Devil history, and took 756, third-most and most since 2008-09.

SUN DEVIL THREE-POINTERS MADE

288/2009

271/2010

268/2014

263/1993

254/2016

SUN DEVIL THREE-POINTERS ATTEMPTED

778/2009

772/1993

756/2016

BEST THING ABOUT FRESHMAN IS THEY BECOME SOPHOMORES: Tra Holder averaged 14.2 points in 2015-16 after averaging 7.0 in his freshman season. The +7.2 increase is the best from first year to second year Sun Devil since Jeremy Veal went from 7.4 in 1994-95 to 18.9 in 1995-96 (+11.5).

BIGGEST SUN DEVIL SCORING IMPROVEMENTS (FIRST SEASON TO SECOND)

Jeremy Veal, +11.5 (7.4 in 1994-95 to 18.9 in 1995-96)

Dennis Hamilton, +11.1 (6.2 in 1963-64 to 17.3 in 1964-65)

Art Becker, +10.1 (9.0 in 1961-62 to 19.1 in 1962-63)

Arthur Thomas, +9.4 (4.3 in 1984-85 to 13.7 in 1985-86)

Tra Holder, +7.2 (7.0 in 2014-15 to 14.2 in 2015-16)

HE CAN PLAY: Transfer Shannon Evans II arrived at ASU after having spent two seasons under Coach Hurley at Buffalo. As a sophomore in 2014-15 he averaged 15.4 points, 3.2 rebounds and 4.6 assists and led the Bulls to the NCAA Tournament as he earned second-team All-MAC honors. As a freshman, he averaged 8.5 points and 3.3 assists per game and was named to the All-MAC Freshman Team. He sat the 2015-16 season but has two years to play starting in 2016-17.

SHANNON EVANS II 20-POINT SCORING GAMES (11)

33 vs. Cornell (1/3/15)

28 vs. UNLV (12/3/16)

25 at Ball State (2/4/15)

24 at UT-Arlington (11/18/14)

23 at Western Michigan (1/10/15)

23 at Grand Canyon (11/25/14)

21 vs. Tulane (11/18/16)

21 at Kent State (2/28/15)

21 at St. Bonaventure (12/3/14)

20 vs. Niagara (12/19/14)

20 vs. Manhattan (12/21/13)

20 vs. Cal Poly (11/13/16)

FIVE QUESTIONS WITH SHANNON EVANS

Most upset you have ever been on the court: Losing the NCAA tournament.

Happiest you have ever been on the court: Winning the MAC championship.

You can go watch a past sporting event live...which one? 1991 Duke vs UNLV

Past Sun Devil (any sport) you wish you could have watched compete: Pat Tillman.

Who has been the biggest influence on your career? Mom, dad, and Coach Hurley

JUSTICE SERVED: Kodi Justice has made 90 three pointers in 59 career games. He suffered a fractured navicular bone in his left foot on Jan. 25, 2015 (freshman year) and missed the remainder of that season, but bounced back with a solid sophomore season. His injury happened the game following a season-high 16 points at California, so he was just starting to get in the groove, and then adapted to a new coaching staff in the summer of 2015 while getting healthy. He posted 10 double-digit scoring games last year (three in 18 games in 2014-15). He tied for second on the team in assists with 76 and third in steals with 30.

KODI JUSTICE CAREER STATS

DATE	G/MIN PG	3PT MADE	ASST	STEALS	PTS/PPG
2014-15	18/12.7	17	28	5	83/4.6
2015-16	32/24.8	60	76	30	253/7.9
2016-17	9/24.6	14	19	9	65/7.2

KODI JUSTICE TOP SCORING GAMES

20 vs. Citadel (11/23/16)

20 vs. Houston Baptist (12/19/15)

17 vs. Washington (1/16/16)

16 vs. Washington State (1/14/16)

16 at California (1/22/15)

FIVE QUESTIONS WITH KODI JUSTICE

You can pick the brain of any coach, who is it?: John Wooden.

Happiest you have ever been on the court: My first game at ASU.

You can go watch a past sporting event live...which one? Rumble in the Jungle

Past Sun Devil (any sport) you wish you could have watched compete: Pat Tillman.

Biggest challenge in my life: Being dyslexic.

FALL SIGNINGS: From one coast to the other one, Bobby Hurley's staff signed a pair of top-100 players for the second straight fall, as 6-6 swingman Kimani Lawrence (New Hampton School in New Hampton, N.H.) and 6-2 guard Remy Martin of Chatsworth (Calif.) Sierra Canyon, will join the Sun Devil program in 2017-18. A four-star signee according to Scout, Martin averaged 14.5 points as a junior. Lawrence, a four-star small forward from The New Hampton School in New Hampton, N.H., is the nation's 54th overall prospect according to ESPN, while Scout.com lists him as the nation's No. 11 small forward. ASU had signed five ESPN top-100 players in the previous nine years, but now has signed five in its 2016 and 2017 classes. Last year marked the first time in the Scout.com recruiting era (2002-present) ASU signed three four-star players, as next year Coach Hurley is expected to have at least five top-100 players on the roster. ASU had signed eight top-100 players in the previous 15 years, but signed two in the Scout top-100 in Sam Cunliffe (45) and Romello White (81), with Lawrence (54) and Martin (98) now in the fold.

SCOUT.COM SUN DEVIL TOP-100 RECRUITS (2002-PRESENT)

23. James Harden, 2007 (2009 Pac-10 Player of Year)

34. Jahii Carson, 2011 (2013 Pac-10 Freshman of Year)

45. Sam Cunliffe, 2016 (Coach Hurley's first fall signee)

54. Kimani Lawrence, 2017 (freshman next year)

55. Ike Diogu, 2002 (2005 Pac-10 Player of Year)

79. Keala King, 2010

81. Romello White, 2016 (sitting this year/academic redshirt)

84. Keith Wooden, 2003

96. Jamelle McMillan, 2007

98. Trent Lockett, 2009

98. Remy Martin, 2017 (freshman next year)

100. Tra Holder, 2014 (2015 Pac-12 All-Freshman Team)

AT THE HALF: ASU won four games despite trailing at the half last year, after going 12-64 (.157) in that category the previous five seasons.

2015-16 4 HALFTIME DEFICIT WINS

(-3) #23 USC 30, ASU 27

Feb. 12, 2016/ASU 74, USC 67

(-12) @UNLV 37, ASU 25

Dec. 16, 2015/ASU 66, @UNLV 56

(-8) @Creighton 41, ASU 33

Dec. 2, 2015/ASU 79, @Creighton 77

(-2) UCSB 29, ASU 27

Nov. 29, 2015/ASU 70, UCSB 68

MOST ASU POINTS

UNDER BOBBY HURLEY

28-Shannon Evans vs. UNLV (12/3/16)

26-Tra Holder at UCLA (1/9/16)

24-Tra Holder vs. Cal Poly (11/13/16)

24-Tra Holder at Arizona (1/3/16)

SUN DEVIL WINS OVER RANKED TEAMS

PAST FOUR SEASONS

ASU 74, #23 USC 67/Feb. 12, 2016

ASU 67, #18 Texas A&M 54/Dec. 5, 2015

ASU 81, #6 Arizona 78/Feb. 7, 2015

ASU 69, #2 Arizona 66 (2 OT)/Feb. 14, 2014

ASU 79, #25 Marquette 77/Nov. 25, 2013

CAREER FT% NUMBERS

Shannon Evans II: 221-274/.807

Tra Holder: 261-362/.721

Kodi Justice: 49-64/.766

Obi Oleka: 94-123/.764

LEADING SCORER IN 2016-17

Holder (3); Graham (3)

Evans II (2); Cunliffe (2)

Oleka (1)

**includes shared*

LEADING REBOUNDER IN 2016-17

Oleka (8)

Holder (1)

Graham (1)

Cunliffe (1)

Justice (1)

**includes shared*

SUN DEVIL INDIVIDUAL NOTES/HIGHS/GAME-BY-GAME

#0 • TRA HOLDER • 6-1 • 180 • GUARD • JR
BRENTWOOD SCHOOL/LOS ANGELES, CALIF.

✓ **First Pac-12 player to score at least 20 in first four conference games since Cal's Patrick Christopher in 2008-09 when he did it in 2015-16.**

✓ **From Dec. 28, 2015-Jan. 14, 2016 was the first Sun Devil to post five straight 20-point games since James Harden did it in his freshman season 2007-08.**

✓ **Wears "0" -- zero excuses and big Gilbert Arenas fan growing up**

NOTES: Matched career-best with 8 assists vs. OSU on 1/28/16 and at Creighton on 12/2/15...22 points vs. NC State on 11/23/15 in Brooklyn first 20-point game...2014-15 Pac-12 All-Freshman pick...signature moment in freshman year was 15 points/8 assists in Feb. 7 win over #6 Arizona and T.J. McConnell...led ASU in scoring 16 times in 2015-16 after doing it just once freshman season.

TRA HOLDER CAREER HIGHS

POINTS26 at UCLA (1/9/16)
FG MADE9 at UCLA (1/9/16)
FG ATT16 (6x) at Stanford (1/23/16)
3PT MADE5 at Washington (2/3/16)
3PT ATT9 at Washington (2/3/16)
FT MADE12 vs. Colorado (3/1/15)
FT ATT16 (2x) vs. Colorado (3/1/15)
REBOUNDS9 at UNLV (12/16/15)
ASSISTS8 (4x) vs. Oregon State (1/28/16)
MINUTES42 (3x) at Washington (2/3/16)

2016-17 TRA HOLDER GAME BY GAME

DATE	OPP	FG	3P	FT	O/RB	F	PT	A	TO	BK	ST	MIN
11/11	Portland St*	7-14	0-4	9-11	1/3	0	23	4	1	0	2	31
11/13	Cal Poly*	7-12	3-5	7-11	1/6	2	24	3	0	0	0	33
11/17	No. Iowa*	5-9	2-3	1-2	1/4	2	13	2	6	0	1	31
11/18	Tulane*	2-7	0-3	4-6	1/3	1	8	2	2	0	0	32
11/20	Davidson*	6-14	1-3	5-6	3/8	5	18	2	2	0	1	32
11/23	Citadel*	7-14	0-4	8-8	1/2	1	22	6	2	0	1	32
11/28	Kentucky*	5-13	1-2	1-1	1/2	0	12	2	2	0	2	32
12/3	UNLV*	6-9	4-6	4-6	0/1	3	20	3	2	0	0	26
12/6	Purdue*	1-8	0-2	0-2	1/2	1	2	0	1	1	0	23

TRA HOLDER 20+ POINT GAMES

26 at UCLA (1/9/16)
24 vs. Cal Poly (11/13/16)
 24 vs. #8 Arizona (1/3/16)
23 vs. Portland State (11/11/16)
 23 vs. Cal State Bakersfield (12/28/15)
22 vs. Citadel (11/23/16)
 22 vs. NC State (11/23/15)
 21 at USC (1/7/16)
20 vs. UNLV (12/3/16)
 20 vs. #23 USC (2/12/16)
 20 vs. Washington State (1/14/16)

TOP SCORER 2016-17 (SEASON/CAREER) (INCLUDES SHARED)

Tra Holder (3/20), Obinna Oleka (1/7), Kodi Justice (0/2)
 Torian Graham (3), Sam Cunliffe (2), Shannon Evans (2)

TOP REBOUNDER (INCLUDES SHARED)

Obinna Oleka (8/19), Tra Holder (1/2),
 Kodi Justice (1/2), Torian Graham (1), Sam Cunliffe (1)

TOP ASSISTS (INCLUDES SHARED)

Tra Holder (3/42), Kodi Justice (1/14),
 Obinna Oleka (1/2), Shannon Evans II (7)

(INCLUDES SHARED/CAREER TOTAL NEXT TO SEASON)

2015-16 TRA HOLDER GAME BY GAME

DATE	OPP	FG	3P	FT	O/RB	F	PT	A	TO	BK	ST	MIN
11/13	Sac State.*	4-11	1-4	8-9	0/3	3	17	5	1	0	0	36
11/16	Belmont*	1-4	0-1	4-5	0/3	4	6	1	2	0	0	15
11/18	Kenn. St..*	5-8	0-2	4-4	1/4	1	14	2	1	0	0	20
11/23	NC St.*	8-15	2-4	4-5	1/2	3	22	4	4	0	0	32
11/24	Marquette*	5-15	2-5	3-6	0/4	4	15	2	4	2	0	40
11/29	UCSB*	0-5	0-2	2-2	0/5	1	2	2	3	0	1	28
12/2	@Creighton*	3-8	0-2	2-2	0/2	1	8	8	5	0	2	32
12/5	Texas A&M*	3-9	1-4	6-7	0/3	0	13	2	1	0	2	30
12/12	@Kentucky*	6-16	1-3	2-2	2/4	4	15	3	3	0	2	33
12/16	@UNLV*	7-16	0-3	5-8	3/9	1	19	2	2	0	3	34
12/19	Hous. Bapt.*	6-10	2-4	3-5	0/0	2	17	7	0	0	1	24
12/22	SFA*	6-11	1-5	5-8	2/8	3	18	3	6	0	0	31
12/28	CS-Baker.*	4-8	4-5	11-14	0/5	4	23	3	3	0	3	31
1/3	Arizona*	7-16	3-6	7-7	0/3	4	24	4	1	0	0	35
1/7	@USC*	8-16	4-6	1-4	0/4	2	21	3	3	0	2	30
1/9	@UCLA*	9-14	3-6	5-8	0/2	2	26	3	4	0	1	33
1/14	Wash. St.*	5-12	2-5	8-9	0/4	0	20	3	3	0	2	36
1/16	Wash.*	3-16	2-7	3-6	1/2	1	11	2	4	0	0	37
1/21	@Cal*	2-11	0-3	5-6	0/4	1	9	5	1	0	0	33
1/23	@Stanford*	7-16	3-6	1-2	2/4	3	18	5	1	0	1	34
1/28	Oregon St.*	2-6	2-4	2-2	2/6	0	8	8	4	0	2	30
1/31	Oregon*	3-12	2-5	4-5	0/2	4	12	2	2	0	0	31
2/3	@Wash.*	6-14	5-9	1-2	1/2	3	18	6	4	0	2	42
2/6	@Wash. St.*	5-12	2-4	4-6	0/2	0	16	2	1	0	0	32
2/12	USC*	6-10	3-6	5-7	0/1	0	20	4	2	0	2	33
2/14	UCLA*	2-12	1-4	0-1	2/6	2	5	2	2	0	3	28
2/17	@Arizona*	3-11	1-3	3-4	2/2	1	10	3	0	0	1	30
2/25	@Utah	0-6	0-3	0-0	1/1	2	0	2	9	0	1	32
2/28	@Colorado*	4-11	0-4	8-12	1/4	3	16	3	2	0	0	35
3/3	Stanford*	2-6	1-3	6-8	1/5	0	11	3	2	0	0	35
3/5	California*	4-14	0-3	2-2	0/4	2	10	6	4	0	1	37
3/9	Oregon St.*	4-11	1-3	1-4	0/2	5	10	7	0	0	1	28

SUN DEVIL STATS 2016-17 STATS WHEN (ALSO UNDER COACH HURLEY)

Outrebounded opponent: 4-0 (15-4)

Led at halftime: 5-0 (16-3)

Trail at halftime: 0-4 (4-18)

Shot more FTs: 3-2 (17-4)

Shot better/same FGs: 5-0 (14-0)

Shot worse FGs: 0-4 (6-21)

Shot .500 or better FGs: 2-0 (6-0)

Shot less than .500 FGs: 3-4 (14-21)

Opp. shot .500 FGs: 1-3 (6-11)

Opp. shot less.500 FGs: 4-1 (14-10)

Committed less/same TOs: 3-2 (15-9)

Committed more TOs: 2-2 (5-12)

Home Games: 4-0 (15-6)

(62-14 past five years)

Road Games: 3-9

Neutral Site: 1-4 (2-6)

Non-Conference games: 5-4 (15-8)

SUN DEVIL INDIVIDUAL NOTES/HIGHS/GAME-BY-GAME

#1 • MAURICE O'FIELD • 6-5 • 210 • WING • JR MIDLAND J.C. (TEXAS)/CLEVELAND, OHIO

NOTES: Played one year of JC ball...had four first-half points vs. Cal-State Bakersfield on 12/28/15...sold hot dogs at Cleveland Browns games in high school.

MAURICE O'FIELD CAREER HIGHS

POINTS 4 vs. Cal State Bakersfield (12/28/15)
MINUTES 19 (2x) vs. Houston Baptist (12/19/15)

2016-17 MAURICE O'FIELD GAME BY GAME

DATE	OPP	FG	3P	FT	O/RB	F	PT	A	TO	BK	ST	MIN
11/11	Portland St	0-0	0-0	0-0	0/1	0	0	0	0	0	0	1
11/13	Cal Poly	0-0	0-0	0-0	0/1	3	5	2	1	0	0	3
11/17	No. Iowa	1-1	0-0	0-0	0/0	0	2	0	0	0	0	2
11/18	Tulane	0-0	0-0	0-0	0/0	0	0	0	0	0	0	0+
11/20	Davidson	--DID NOT PLAY--										
11/23	Citadel	0-0	0-0	0-0	0/0	0	0	0	0	0	0	1
11/28	Kentucky	--DID NOT PLAY--										
12/3	UNLV	0-2	0-1	0-0	0	0	0	0	0	0	1	3
12/6	Purdue	2-2	0-0	0-0	1/1	0	4	1	0	0	0	11

2015-16 MAURICE O'FIELD GAME BY GAME

DATE	OPP	FG	3P	FT	O/RB	PF	PT	A	TO	BK	ST	MIN
11/13	Sac State.	0-1	0-0	0-0	0/1	1	0	0	0	0	0	4
11/16	Belmont	1-1	1-1	0-0	1/2	0	3	1	2	0	1	11
11/18	Kenn. St.	1-2	0-1	0-0	0/2	3	2	0	0	0	0	19
11/23	NC State	0-0	0-0	0-0	0/0	1	0	0	0	0	0	5
11/24	Marquette	0-1	0-1	0-0	0/1	0	0	1	0	0	0	3
11/29	UCSB	--DID NOT PLAY--										
12/2	@Creighton	0-1	0-1	0-0	0/2	1	0	0	0	0	0	3
12/5	Texas A&M	0-0	0-0	0-0	0/0	0	0	0	0	0	0	1
12/12	@Kentucky	0-1	0-0	0-0	0/1	1	0	0	1	0	0	6
12/16	@UNLV	0-0	0-0	0-0	0/1	1	0	0	0	0	0	12
12/19	Hous. Bapt.	0-2	0-1	0-0	0/2	2	0	2	1	1	0	19
12/22	SFA	0-1	0-1	0-0	0/0	0	0	0	1	0	0	6
12/28	CS-Baker.	2-4	0-1	0-0	2/2	1	4	0	0	0	0	13
1/3	Arizona	0-2	0-1	0-0	1/1	1	0	0	1	0	0	11
1/7	@USC	0-0	0-0	0-0	0/0	0	0	0	0	0	0	3
1/9	@UCLA	1-3	0-1	0-0	1/2	1	2	0	0	0	0	7
1/14	Wash. St.	0-0	0-0	0-0	0/1	0	0	0	1	0	0	3
1/16	Washington	--DID NOT PLAY--										
1/23	@California	0-0	0-0	0-0	0/0	0	0	0	0	0	0	5
1/26	@Stanford	0-1	0-0	0-0	0/0	0	0	0	0	0	0	4
1/28	Oregon St.	0-0	0-0	0-0	0/0	1	0	0	0	0	0	2
1/31	Oregon	--DID NOT PLAY--										
2/3	@Wash.	--DID NOT PLAY--										
2/6	@Wash. St.	--DID NOT PLAY--										
2/12	USC	--DID NOT PLAY--										
2/14	UCLA	--DID NOT PLAY--										
2/17	@Arizona	--DID NOT PLAY--										
2/25	@Utah	0-1	0-0	1-2	0/1	0	1	0	0	0	0	4
2/28	@Colorado	0-0	0-0	0-0	0/0	0	0	0	0	0	0	1
3/3	Stanford	0-0	0-0	0-0	0/0	0	0	0	0	0	0	2
3/5	California	--DID NOT PLAY--										
3/9	Oregon St.	0-0	0-0	0-0	0/0	0	0	0	0	0	0	0+

#3 • SAM CUNLIFFE • 6-6 • 200 • WING • FR RAINIER BEACH H.S./SEATTLE, WASH.

NOTES: Top-50 signee by everyone, and played for one of the best high school programs in the west in Rainier Beach...sister, Hannah, won the Pac-12 100m and 200m.

2016-17 SAM CUNLIFFE GAME BY GAME

DATE	OPP	FG	3P	FT	O/RB	F	PT	A	TO	BK	ST	MIN
11/11	Portland St.*	1-3	0-0	1-2	1/4	4	3	1	2	0	1	14
11/13	Cal Poly*	2-6	1-3	0-0	0/5	3	5	0	2	2	0	19
11/17	No. Iowa*	2-9	1-3	2-4	1/3	2	7	0	1	0	0	25
11/18	Tulane*	4-7	2-4	0-0	0/3	2	10	0	2	0	0	23
11/20	Davidson*	4-8	2-4	1-2	0/4	3	11	1	2	0	1	23
11/23	Citadel*	7-12	3-4	6-9	2/10	2	23	5	4	0	1	32
11/28	Kentucky*	4-16	3-8	3-6	0/4	3	14	1	2	0	1	31
12/3	UNLV*	4-12	1-5	5-6	1/7	3	14	2	0	1	0	34
12/6	Purdue*	2-9	1-4	0-0	0/2	1	5	2	0	0	1	25

SAM CUNLIFFE SEASON HIGHS

POINTS 23 vs. Citadel (11/23/16)
FG MADE 7 vs. Citadel (11/23/16)
FG ATT 16 vs. #1 Kentucky (11/28/16)
REBOUNDS 10 vs. Citadel (11/23/16)
ASSISTS 5 vs. Citadel (11/23/16)
MINUTES 34 vs. UNLV (12/3/16)

#4 • TORIAN GRAHAM • 6-5 • 195 • WING • SR CHIPOLA J.C./DURHAM, N.C.

NOTES: Sat the 2015-16 season after transferring from the University of Buffalo and previously Chipola Junior College...played two seasons under head coach Patrick Blake at Chipola and as a sophomore helped lead the Indians to a 26-6 overall record, averaging 12.4 points per game... rated by ESPN as the No. 91 overall prospect and No. 67 by Rivals.com in the class of 2012.

2016-17 TORIAN GRAHAM GAME BY GAME

DATE	OPP	FG	3P	FT	O/RB	F	PT	A	TO	BK	ST	MIN
11/11	Portland St.	9-11	5-6	0-0	0/6	1	23	0	3	0	1	28
11/13	Cal Poly	7-12	1-4	3-4	0/7	0	18	1	2	1	1	32
11/17	No. Iowa*	7-13	4-8	1-1	0/0	2	19	0	0	0	0	34
11/18	Tulane*	8-14	4-9	2-2	1/8	1	22	1	0	0	1	35
11/20	Davidson*	1-12	1-6	0-0	0/1	3	3	0	1	0	1	32
11/23	Citadel*	7-16	4-9	1-1	0/3	1	19	2	0	0	1	31
11/28	Kentucky*	4-16	0-6	4-4	1/3	1	12	2	0	0	0	32
12/3	UNLV*	8-15	6-11	0-0	2/5	3	22	3	0	1	1	31
12/6	Purdue	5-16	0-7	4-6	2/2	0	14	1	1	0	1	24

TORIAN GRAHAM SEASON HIGHS

POINTS 23 vs. Portland State (11/11/16)
FG MADE 9 vs. Portland State (11/11/16)
FG ATT 16 (2x) vs. #1 Kentucky (11/28/16)
REBOUNDS 8 vs. Tulane (11/18/16)
MINUTES 35 vs. Tulane (11/18/16)

SUN DEVIL INDIVIDUAL NOTES/HIGHS/GAME-BY-GAME

#11 • SHANNON EVANS II • 6-0 • 165 • GUARD • JR BUFFALO/SUFFOLK, VA.

NOTES: Spent two seasons under with Bobby Hurley at Buffalo...as a sophomore averaged 15.4 points, 3.2 rebounds, and 4.6 assists helping lead the Bulls to an appearance in the NCAA Tournament...Buffalo's second-leading scorer, earning second-team All-MAC honors...as a true freshman averaged 8.5 points and 3.3 assists and was named to MAC All-Freshman Team...played in all 29 games for the Bulls off the bench, posting one of the highest minute totals amongst all bench players nationally (26.4 minutes per game).

2016-17 SHANNON EVANS II GAME BY GAME

DATE OPP	FG	3P	FT	O/RB	F	PT	A	TO	BK	ST	MIN
11/11 Portland St.*	8-18	2-8	1-1	0/4	1	19	2	3	0	1	35
11/13 Cal Poly*	4-10	0-3	12-12	1/3	3	20	3	1	0	0	32
11/17 No. Iowa*	2-6	1-2	2-2	2/7	0	7	3	3	0	2	32
11/18 Tulane*	6-14	4-7	5-5	0/4	1	21	6	2	1	1	36
11/20 Davidson*	4-11	4-8	1-4	0/1	3	13	7	1	0	3	38
11/23 Citadel*	5-12	2-6	5-6	2/4	2	17	6	1	0	0	29
11/28 Kentucky*	4-12	2-5	1-2	0/3	2	11	6	5	1	0	32
12/3 UNLV*	9-12	5-8	5-6	0/5	3	28	4	3	0	1	31
12/6 Purdue*	5-12	1-5	5-5	2/3	0	16	3	2	0	2	35

SHANNON EVANS SEASON HIGHS

POINTS 28 vs. UNLV (12/3/16)
FG MADE 9 vs. UNLV (12/3/16)
FG ATT 18 vs. Portland State (11/11/16)
REBOUNDS 7 vs. Northern Iowa (11/17/16)
ASSISTS 7 vs. Davidson (11/20/16)
MINUTES 38 vs. Davidson (11/20/16)

SHANNON EVANS II 20-POINT GAMES (12)

33 vs. Cornell (1/3/15)
28 vs. UNLV (12/3/16)
 25 at Ball State (2/4/15)
 24 at UT-Arlington (11/18/14)
 23 at Western Michigan (1/10/15)
 23 at Grand Canyon (11/25/14)
21 vs. Tulane (11/18/16)
 21 at Kent State (2/28/15)
 21 at St. Bonaventure (12/3/14)
 20 vs. Niagara (12/19/14)
 20 vs. Manhattan (12/21/13)
20 vs. Cal Poly (11/13/16)

#12 • ANDRE ADAMS • 6-9 • 225 • FORWARD/CENTER • RS-FR IMG ACADEMY/AVONDALE, ARIZ.

NOTES: Sat out last last season with an ACL sprain...local player who has the frame and size to make a big impact down the road...will be brought along slowly this year.

2016-17 ANDRE ADAMS GAME BY GAME

DATE OPP	FG	3P	FT	O/RB	F	PT	A	TO	BK	ST	MIN
11/11 Portland St.	0-0	0-0	0-0	0/0	1	0	0	0	0	0	5
11/13 Cal Poly	0-0	0-0	0-0	0/0	1	0	0	0	0	0	5
11/17 No. Iowa	--DID NOT PLAY--										
11/18 Tulane	--DID NOT PLAY--										
11/20 Davidson	--DID NOT PLAY--										
11/23 Citadel	0-0	0-0	0-0	0/0	0	0	0	0	0	0	1
11/28 Kentucky	--DID NOT PLAY--										
12/3 UNLV	0-0	0-0	0-0	0/0	0	0	0	0	0	0	4
12/6 Purdue	0-0	0-0	0-0	0/0	1	0	0	0	0	0	2

#5 • OBINNA OLEKA • 6-8 • 225 • FORWARD • SR STATE COLLEGE OF FLORIDA/WASHINGTON, D.C.

NOTES: Had not played in organized game since Dec. 7, 2013, when he took the floor last year on Nov. 13 (over 700 days)...great hands, strong underneath and a quick jumper...led team in rebounding in 11 games last year.

OBINNA OLEKA CAREER HIGHS

POINTS 20 vs. Citadel (11/23/16)
FG MADE 7 (2x) vs. Citadel (11/23/16)
FG ATT 16 at #12 Arizona (2/17/16)
3PT MADE 3 vs. #23 Oregon (1/31/16)
3PT ATT 5 vs. #23 Oregon (1/31/16)
FT MADE 8 (3x) vs. Cal Poly (11/13/16)
FT ATT 9 (2x) vs. Cal Poly (11/13/16)
REBOUNDS 16 at #22 Utah (2/25/16)
BLOCKS 3 vs. #8 Arizona (1/3/16)
MINUTES 39 at Washington (2/3/16)

2016-17 OBINNA OLEKA GAME BY GAME

DATE OPP	FG	3P	FT	O/RB	PF	PT	A	TO	BK	ST	MIN
11/11 Portland St.*	3-10	1-4	1-2	5/13	2	8	1	5	1	1	32
11/13 Cal Poly*	4-7	1-2	8-9	3/13	3	17	2	1	0	1	35
11/17 No. Iowa*	4-9	0-2	2-2	2/11	2	10	3	3	2	0	35
11/18 Tulane*	2-8	1-3	2-4	0/2	3	7	1	1	0	3	32
11/20 Davidson*	5-16	1-7	0-0	3/8	2	11	1	1	0	1	33
11/23 Citadel*	7-10	1-2	5-8	8/15	2	20	0	2	1	2	32
11/28 Kentucky*	6-9	0-1	2-2	4/11	3	14	3	1	2	1	33
12/3 UNLV*	3-8	1-1	1-2	2/7	3	8	2	1	0	0	22
12/6 Purdue*	4-12	0-4	0-0	1/5	2	8	0	2	0	1	25

2015-16 OBINNA OLEKA GAME BY GAME

DATE OPP	FG	3P	FT	O/RB	PF	PT	A	TO	BK	ST	MIN
11/13 Sac. St.	0-3	0-0	0-2	0/0	0	0	0	1	2	1	6
11/16 Belmont	0-1	0-1	0-0	0/1	4	0	0	1	0	1	7
11/18 Kenn. State	7-9	1-1	4-6	2/6	1	19	1	1	1	2	23
11/23 NC State	2-6	0-1	0-0	2/5	3	4	1	2	0	0	22
11/24 Marquette	4-10	0-1	2-4	6/14	1	10	1	0	1	1	29
11/29 UCSB	2-6	0-0	5-5	3/7	1	9	0	1	0	0	20
12/2 @Creighton	3-7	2-4	0-0	2/3	2	8	2	0	0	0	14
12/5 Texas A&M	1-7	0-2	1-2	3/7	3	3	1	1	2	0	23
12/12 @Kentucky	1-6	0-4	3-4	2/2	2	5	0	3	0	1	18
12/16 @UNLV	2-6	0-2	2-4	1/4	0	6	1	0	0	2	28
12/19 Hous. Bapt.	4-10	0-1	6-7	2/6	3	14	0	1	0	0	28
12/22 SFA	5-7	0-0	2-2	3/4	2	12	0	1	0	0	18
12/28 CS-Baker.	3-6	0-0	1-2	0/3	2	7	1	0	2	2	28
1/3 Arizona	6-7	2-3	3-4	1/3	2	17	1	3	3	1	27
1/7 @USC*	1-7	0-3	0-0	2/5	2	2	1	1	1	0	19
1/9 @UCLA*	3-6	0-1	3-3	0/2	2	9	0	2	1	2	26
1/14 Wash. St.*	4-9	1-2	2-2	2/10	1	11	0	1	1	1	25
1/16 Washington*	4-7	0-2	5-6	4/11	2	13	0	2	0	2	27
1/21 @Cal*	3-10	0-2	8-9	4/6	4	14	1	0	0	1	27
1/23 @Stanford*	4-10	1-3	2-2	1/3	2	11	0	1	0	1	23
1/28 Oregon St.*	6-9	2-3	3-3	2/5	3	17	2	3	0	0	23
1/31 Oregon*	6-12	3-5	2-2	0/4	3	17	2	1	0	0	30
2/3 @Wash.*	2-8	0-2	8-8	1/8	4	12	0	3	1	1	39
2/6 @Wash. St.*	4-10	3-5	2-2	1/3	3	13	1	2	1	1	28
2/12 USC*	1-9	0-3	1-2	2/11	1	3	0	4	0	0	26
2/14 UCLA*	6-11	2-4	0-0	1/13	2	14	4	3	0	1	36
2/17 @Arizona*	6-16	3-7	0-0	1/7	4	15	0	1	0	0	33
2/25 @Utah*	3-14	0-4	3-5	7/16	1	9	0	0	0	0	30
2/28 @Colorado*	4-9	2-3	0-0	0/3	2	10	0	0	1	1	27
3/3 Stanford*	3-11	2-7	2-4	3/9	2	10	1	2	0	0	29
3/5 California*	3-8	2-5	2-2	2/6	2	10	0	0	0	0	25

SUN DEVIL INDIVIDUAL NOTES/HIGHS/GAME-BY-GAME

TOP SCORING GAMES FOR OBINNA OLEKA

20 vs. Citadel (11/23/16)
19 vs. Kennesaw State (11/18/15)
17 vs. Cal Poly (11/13/16)
17 vs. Oregon (1/31/16)
17 vs. Oregon State (2/28/16)
17 vs. Arizona (1/3/16)

TOP REBOUNTING GAMES FOR OBINNA OLEKA

16 at #22 Utah (2/25/16)
15 vs. Citadel (11/23/16)
14 vs. Marquette (11/24/15)
13 vs. Cal Poly (11/13/16)
13 vs. Portland State (11/11/16)
13 vs. UCLA (2/14/16)
11 vs. Northern Iowa (11/17/16)
11 vs. #1 Kentucky (11/28/16)
11 vs. #23 USC (2/12/16)
11 vs. Washington (1/16/16)
10 vs. Washington State (1/14/16)

DOUBLE-DOUBLES FOR OBINNA OLEKA (8)

14/11 vs. #1 Kentucky (11/28/16)
20/15 vs. Citadel (11/23/16)
10/11 vs. Northern Iowa (11/17/16)
17/13 vs. Cal Poly (11/13/16)
14/13 vs. UCLA (2/14/16)
13/11 vs. Washington (1/16/16)
11/10 vs. Washington State (1/14/16)
10/14 vs. Marquette (11/24/15)

#33 • RAMON VILA • 6-8 • 230 • FORWARD • FR BARCELONA, SPAIN

NOTES: Sneaky good around the hoop, has great hands, knows the game and is expected to have a solid freshman season...had five offensive rebounds in the Nov. 18 win over Tulane in Orlando.

2016-17 RAMON VILA GAME-BY-GAME

DATE	OPP	FG	3P	FT	O/R	F	PT	A	TO	BK	ST	MIN
11/11	Portland St.	3-4	0-1	1-1	3/4	2	7	0	1	1	0	16
11/13	Cal Poly	1-1	0-0	2-2	1/1	4	4	0	1	0	0	14
11/17	No. Iowa	0-1	0-1	0-0	0/0	4	0	0	1	1	0	9
11/18	Tulane	1-2	0-0	2-4	5/6	3	4	0	1	0	1	24
11/20	Davidson	1-2	0-0	0-0	1/2	3	2	0	0	0	0	21
11/23	Citadel	2-4	0-0	0-0	1/1	3	4	0	0	0	0	10
11/28	Kentucky	0-0	0-0	0-0	0/1	4	0	0	0	1	0	13
12/3	UNLV	0-0	0-0	0-0	0/3	4	0	1	0	0	0	11
12/6	Purdue	2-2	0-0	0-0	0/1	3	4	0	1	0	0	10

#42 • JETHRO TSHISUMPA • 6-10 • 260 • FORWARD/CENTER • FR DEMOCRATIC REPUBLIC OF CONGO/MOUNTAIN MISSION H.S.

NOTES: Has a 7-5 1/2 wingspan and 6% body fat...loads of potential...top-100 recruit according to ESPN.

2016-17 JETHRO TSHISUMPA GAME BY GAME

DATE	OPP	FG	3P	FT	O/RB	F	PT	A	TO	BK	ST	MIN
11/11	Portland St.	3-4	0-1	1-1	3/4	2	7	0	1	1	0	16
11/13	Cal Poly	1-1	0-0	2-2	1/1	4	4	0	1	0	0	14
11/17	No. Iowa	0-1	0-0	0-0	1/1	0	0	0	0	1	0	4
11/18	Tulane	0-0	0-0	0-0	0/0	0	0	0	0	0	0	1
11/20	Davidson	0-0	0-0	0-0	0/0	0	0	0	0	0	0	2
11/23	Citadel	1-2	0-0	0-0	1/2	1	2	0	1	3	0	5
11/28	Kentucky	0-1	0-0	0-0	2/4	5	0	0	1	0	0	4
12/3	UNLV	1-2	0-0	0-0	1/1	5	2	0	0	2	2	7
12/6	Purdue*	0-1	0-0	0-0	1/2	3	0	0	2	2	2	15

JETHRO TSHISUMPA CAREER HIGHS

POINTS 7 vs. Portland State (11/11/16)
REBOUNDS 4 (2x) #1 Kentucky (11/28/16)
MINUTES 16 vs. Portland State (11/11/16)

SUN DEVIL INDIVIDUAL NOTES/HIGHS/GAME-BY-GAME

#44 • KODI JUSTICE • 6-5 • 195 • GUARD • JR DOBSON HIGH SCHOOL/MESA, ARIZ.

NOTES: Wears No. 44 because he is a fan of Pistol Pete Maravich...grew up right down the road from ASU and attended Dobson HS...had hurt foot in freshman year (2014-15) which caused him to last half of the season...hurt foot in game after a 16-point season-high effort at California on Jan. 22, 2015...feel for the game that can't be taught...knocks down free throws and can't leave him open for the jumper...10 double-digits scoring games in sophomore year.

KODI JUSTICE CAREER HIGHS

POINTS 20 (2x) vs. Citadel (11/23/16)
FG MADE 7 vs. Washington (1/16/16)
ASSISTS 6 (2x) vs. Oregon (1/31/16)
REBOUNDS 7 at Stanford (1/23/16)
MINUTES 34 vs. Alabama (11/25/14)

KODI JUSTICE 2016-17 GAME BY GAME

DATE OPP	FG	3P	FT	O/RB	PF	PT	A	TO	BK	ST	MIN
11/11 Portland St.*	2-6	1-4	0-0	0/4	2	5	3	0	0	1	33
11/13 Cal Poly*	2-5	1-1	0-0	0/1	3	5	2	1	0	0	18
11/17 vs. No. Iowa	1-4	0-3	3-4	0/3	2	5	1	0	0	1	28
11/18 vs. Tulane	1-3	1-3	5-6	2/2	4	8	1	2	0	2	17
11/20 vs. Davidson	1-5	0-2	0-1	2/6	5	2	1	2	2	1	19
11/23 Citadel	6-8	5-6	3-5	0/2	5	20	3	1	2	2	26
11/28 Kentucky	2-6	2-4	0-0	0/2	3	6	1	2	0	0	22
12/3 UNLV	1-5	1-4	0-0	0/5	3	3	3	2	1	1	30
12/6 Purdue	3-5	2-4	3-3	3/5	1	11	4	0	1	1	28

KODI JUSTICE 2015-16 GAME BY GAME

DATE OPP	FG	3P	FT	O/RB	PF	PT	A	TO	BK	ST	MIN
11/13 Sac State	0-1	0-1	0-0	0/0	3	0	0	2	0	0	15
11/16 Belmont	3-6	3-6	4-4	0/1	3	13	3	2	1	1	26
11/18 Kenn. St.	3-8	2-4	1-2	0/4	1	9	4	2	1	2	23
11/23 vs NC State	1-5	0-3	0-0	0/1	5	2	0	0	0	0	10
11/24 vs Marquette	3-9	1-5	2-2	0/5	3	9	1	2	1	0	31
11/30 UCSB	2-7	1-5	3-3	0/1	2	8	1	0	0	1	28
12/2 @Creighton	2-3	1-2	0-0	0/0	2	5	2	2	0	1	13
12/5 Texas A&M	3-8	3-7	1-2	0/1	4	10	3	2	0	1	26
12/12 @Kentucky	5-9	2-4	0-0	3/3	1	12	3	5	0	0	21
12/16 @UNLV	1-3	1-2	2-2	1/4	1	5	2	2	0	0	26
12/19 Hous. Bapt.	6-9	6-8	2-2	0/2	2	20	1	0	1	2	19
12/22 SFA	1-9	1-6	2-4	0/1	3	5	4	2	0	1	27
12/28 CS-Baker.	0-1	0-1	0-0	0/2	1	0	1	2	0	1	23
1/3 Arizona	2-8	2-5	1-1	1/4	2	7	2	0	0	2	26
1/9 @USC	1-1	0-0	0-0	0/2	0	2	0	2	0	1	17
1/9 @UCLA	4-7	3-6	0-0	0/3	2	11	2	1	0	1	24
1/14 Wash. St.	6-11	4-9	0-0	0/4	3	16	4	1	0	2	27
1/16 Washington	7-14	3-8	0-0	0/0	3	17	2	0	0	2	31
1/21 @California	2-6	1-4	0-1	1/2	4	5	2	2	0	1	28
1/23 @Stanford	1-5	1-5	0-0	0/7	3	3	4	3	1	1	30
1/28 Oregon St.	3-7	2-3	0-0	0/3	4	8	4	2	0	0	22
1/31 Oregon	4-12	3-8	0-0	0/1	2	11	6	2	0	3	27
2/3 @Wash.	5-8	4-5	0-0	1/3	4	14	4	3	0	1	25
2/6 @Wash. St.	1-3	1-3	3-4	1/3	1	6	3	1	0	0	28
2/12 USC	1-5	1-5	0-0	0/0	1	3	2	1	0	1	23
2/14 UCLA	4-7	3-5	1-2	0/1	2	12	4	2	0	1	28
2/17 @Arizona	1-4	0-2	0-0	0/2	4	2	1	1	0	0	21
2/25 @Utah	3-9	3-7	0-0	0/1	2	9	2	3	0	1	29
2/28 @Colorado	3-6	2-4	0-0	0/2	2	8	3	1	0	0	32
3/3 Stanford	2-9	2-7	2-2	2/3	1	8	3	1	0	1	33
3/5 California	2-5	2-3	0-0	0/1	3	6	3	3	0	2	24
3/9 vs. Oreg. St.	2-8	2-7	1-2	2/2	4	7	0	1	0	0	29

KODI JUSTICE DOUBLE-FIGURES SCORING GAMES

20 vs. Citadel (11/23/16)
 20 vs. Houston Baptist (12/19/15)
 17 vs. Washington (1/16/16)
 16 vs. Washington State (1/14/16)
 16 at California (1/22/15)
 14 at Washington (2/3/16)
 13 vs. Belmont (11/16/15)
 13 vs. UNLV (12/3/14)
 12 vs. UCLA (2/14/16)
 12 at #5 Kentucky (12/12/15)
 12 at Marquette (12/16/14)
 11 vs. UNLV (12/3/16)
 11 at UCLA (1/9/16)
 11 vs. #23 Oregon (1/31/16)
 10 vs. #18 Texas A&M (12/5/15)

@SUNDEVILHOOPS 2016-17
ARIZONA STATE Combined Team Statistics (as of Dec 06, 2016)
All games

RECORD:	OVERALL	HOME	AWAY	NEUTRAL
ALL GAMES	5-4	4-0	0-0	1-4
CONFERENCE	0-0	0-0	0-0	0-0
NON-CONFERENCE	5-4	4-0	0-0	1-4

##	Player	gp-gs	min	avg	Total		3-Point		F-Throw		Rebounds				pf	dq	a	to	blk	stl	pts	avg
					fg-fga	fg%	3fg-fga	3fg%	ft-fa	ft%	off	def	tot	avg								
11	Evans II, Shannon	9-9	300	33.3	47-107	.439	21-52	.404	37-43	.860	7	27	34	3.8	15	0	40	21	2	10	152	16.9
04	Graham, Torian	9-6	279	31.0	56-125	.448	25-66	.379	15-18	.833	6	29	35	3.9	12	0	10	7	3	7	152	16.9
00	Holder, Tra	9-9	272	30.2	46-100	.460	11-32	.344	39-53	.736	10	21	31	3.4	15	1	24	18	1	7	142	15.8
05	Oleka, Obinna	9-9	279	31.0	38-89	.427	6-26	.231	21-29	.724	28	57	85	9.4	22	0	13	17	6	10	103	11.4
03	Cunliffe, Sam	9-9	226	25.1	30-82	.366	14-35	.400	18-29	.621	5	37	42	4.7	23	0	12	15	3	5	92	10.2
44	Justice, Kodi	9-2	221	24.6	19-47	.404	13-31	.419	14-19	.737	7	23	30	3.3	28	2	19	10	6	9	65	7.2
33	Vila, Ramon	9-0	128	14.2	10-16	.625	0-2	.000	5-7	.714	11	8	19	2.1	30	0	1	5	3	1	25	2.8
01	O'Field, Maurice	7-0	21	3.0	3-5	.600	0-1	.000	0-0	.000	1	2	3	0.4	0	0	1	0	0	1	6	0.9
42	Tshisumpa, Jethro	9-1	53	5.9	3-8	.375	0-0	.000	1-5	.200	8	4	12	1.3	18	2	0	5	9	2	7	0.8
22	Witherill, Austin	6-0	8	1.3	0-2	.000	0-2	.000	0-0	.000	0	1	1	0.2	0	0	1	0	0	0	0	0.0
12	Adams, Andre	5-0	13	2.6	0-0	.000	0-0	.000	0-0	.000	0	0	0	0.0	2	0	0	0	1	0	0	0.0
Team											12	23	35					2				
Total.....		9	1800		252-581	.434	90-247	.364	150-203	.739	95	232	327	36.3	165	5	121	100	34	52	744	82.7
Opponents.....		9	1800		268-571	.469	93-259	.359	131-180	.728	97	263	360	40.0	178	2	165	122	28	47	760	84.4

TEAM STATISTICS	ASU	OPP
SCORING	744	760
Points per game	82.7	84.4
Scoring margin	-1.8	-
FIELD GOALS-ATT	252-581	268-571
Field goal pct	.434	.469
3 POINT FG-ATT	90-247	93-259
3-point FG pct	.364	.359
3-pt FG made per game	10.0	10.3
FREE THROWS-ATT	150-203	131-180
Free throw pct	.739	.728
F-Throws made per game	16.7	14.6
REBOUNDS	327	360
Rebounds per game	36.3	40.0
Rebounding margin	-3.7	-
ASSISTS	121	165
Assists per game	13.4	18.3
TURNOVERS	100	122
Turnovers per game	11.1	13.6
Turnover margin	+2.4	-
Assist/turnover ratio	1.2	1.4
STEALS	52	47
Steals per game	5.8	5.2
BLOCKS	34	28
Blocks per game	3.8	3.1
ATTENDANCE	23962	6109
Home games-Avg/Game	4-5990	0-0
Neutral site-Avg/Game	-	5-1222

Date	Opponent		Score	Att.
11-11-16	PORTLAND STATE	W	88-70	7398
11-13-16	CAL POLY	W	96-74	4155
! 11-17-16	vs Northern Iowa	L	63-82	1991
! 11-18-16	vs Tulane	W	80-71	902
! 11-20-16	vs Davidson	L	60-68	2016
11-23-16	CITADEL	W	127-110	4702
@ 11-28-16	vs Kentucky	L	69-115	1200
12-03-16	UNLV	W	97-73	7707
# 12-06-16	vs PURDUE	L	64-97	0

* = Conference game
! = Tire Pros Invitational (Orlando, Fla.)
@ = Atlantis Showcase (Bahamas)
= Jimm V Classic (Madison Square Garden)

Score by Periods	1st	2nd	Totals
ARIZONA STATE	331	413	744
Opponents	347	413	760

Individual Career History

Evans II, Shannon

			Total		3-Point		F-Throws		Rebounds										Scoring	
Season	gp-gs	min/avg	fg-fga	pct	fg-fga	pct	ft-fta	pct	off	def	tot	avg	pf	fo	ast	to	blk	stl	pts	avg
2013-14*	29-0	766/26.4	73-209	.349	32-108	.296	69-87	.793	11	61	72	2.5	56	2	95	60	11	40	247	8.5
2014-15*	33-33	1139/34.5	163-395	.413	66-173	.382	115-144	.799	0	0	0	0.0	69	0	153	84	10	56	507	15.4
2016-17	9-9	300/33.3	47-107	.439	21-52	.404	37-43	.860	7	27	34	3.8	15	0	40	21	2	10	152	16.9
TOTAL	9-9	300/33.3	47-107	.439	21-52	.404	37-43	.860	7	27	34	3.8	15	0	40	21	2	10	152	16.9
All*	71-42	2205/31.1	283-711	.398	119-333	.357	221-274	.807	18	88	106	1.5	140	2	288	165	23	106	906	12.8

* Statistics from prior team/school

Holder, Tra

			Total		3-Point		F-Throws		Rebounds											Scoring	
Season	gp-gs	min/avg	fg-fga	pct	fg-fga	pct	ft-fta	pct	off	def	tot	avg	pf	fo	ast	to	blk	stl	pts	avg	
2014-15	32-23	865/27.0	58-183	.317	12-50	.240	97-137	.708	9	60	69	2.2	57	0	115	80	0	16	225	7.0	
2015-16	32-32	1017/31.8	140-362	.387	49-134	.366	125-172	.727	22	90	112	3.5	66	1	117	84	2	33	454	14.2	
2016-17	9-9	272/30.2	46-100	.460	11-32	.344	39-53	.736	10	21	31	3.4	15	1	24	18	1	7	142	15.8	
TOTAL	73-64	2154/29.5	244-645	.378	72-216	.333	261-362	.721	41	171	212	2.9	138	2	256	182	3	56	821	11.2	

Justice, Kodi

			Total		3-Point		F-Throws		Rebounds											Scoring	
Season	gp-gs	min/avg	fg-fga	pct	fg-fga	pct	ft-fta	pct	off	def	tot	avg	pf	fo	ast	to	blk	stl	pts	avg	
2014-15	18-7	229/12.7	28-66	.424	17-37	.459	10-12	.833	6	16	22	1.2	22	0	28	19	2	5	83	4.6	
2015-16	32-3	792/24.8	84-213	.394	60-150	.400	25-33	.758	12	57	69	2.2	78	1	76	53	5	30	253	7.9	
2016-17	9-2	221/24.6	19-47	.404	13-31	.419	14-19	.737	7	23	30	3.3	28	2	19	10	6	9	65	7.2	
TOTAL	59-12	1242/21.1	131-326	.402	90-218	.413	49-64	.766	25	96	121	2.1	128	3	123	82	13	44	401	6.8	

O'Field, Maurice

			Total		3-Point		F-Throws		Rebounds											Scoring	
Season	gp-gs	min/avg	fg-fga	pct	fg-fga	pct	ft-fta	pct	off	def	tot	avg	pf	fo	ast	to	blk	stl	pts	avg	
2015-16	23-0	148/6.4	5-21	.238	1-9	.111	1-2	.500	5	13	18	0.8	14	0	4	7	1	1	12	0.5	
2016-17	7-0	21/3.0	3-5	.600	0-1	.000	0-0	.000	1	2	3	0.4	0	0	1	0	0	1	6	0.9	
TOTAL	30-0	169/5.6	8-26	.308	1-10	.100	1-2	.500	6	15	21	0.7	14	0	5	7	1	2	18	0.6	

Oleka, Obinna

			Total		3-Point		F-Throws		Rebounds											Scoring	
Season	gp-gs	min/avg	fg-fga	pct	fg-fga	pct	ft-fta	pct	off	def	tot	avg	pf	fo	ast	to	blk	stl	pts	avg	
2015-16	32-18	792/24.8	104-263	.395	27-86	.314	73-94	.777	63	132	195	6.1	67	0	22	43	18	22	308	9.6	
2016-17	9-9	279/31.0	38-89	.427	6-26	.231	21-29	.724	28	57	85	9.4	22	0	13	17	6	10	103	11.4	
TOTAL	41-27	1071/26.1	142-352	.403	33-112	.295	94-123	.764	91	189	280	6.8	89	0	35	60	24	32	411	10.0	

Witherill, Austin

			Total		3-Point		F-Throws		Rebounds											Scoring	
Season	gp-gs	min/avg	fg-fga	pct	fg-fga	pct	ft-fta	pct	off	def	tot	avg	pf	fo	ast	to	blk	stl	pts	avg	
2014-15	3-0	5/1.7	1-3	.333	1-2	.500	0-0	.000	1	2	3	1.0	1	0	0	0	0	0	3	1.0	
2015-16	13-0	18/1.4	1-6	.167	1-5	.200	2-2	1.000	0	0	0	0.0	0	0	0	1	0	0	5	0.4	
2016-17	6-0	8/1.3	0-2	.000	0-2	.000	0-0	.000	0	1	1	0.2	0	0	1	0	0	0	0	0.0	
TOTAL	22-0	31/1.4	2-11	.182	2-9	.222	2-2	1.000	1	3	4	0.2	1	0	1	1	0	0	8	0.4	

@SUNDEVILHOOPS 2016-17
ARIZONA STATE Points-Rebounds-Assists (as of Dec 06, 2016)
All games

Opponent	Date	Score		00 HOLDER,TRA	01 O'FIELD,MA	03 CUNLIFFE,S	04 GRAHAM,TOR	05 OLEKA,OBIN	11 EVANS II,S	12 ADAMS,ANDR
PORTLAND STATE	11-11-16	88-70	w	23-3-4	0-1-0	3-4-1	23-6-0	8-13-1	19-4-2	0-0-0
CAL POLY	11-13-16	96-74	w	24-6-3	0-1-0	5-5-0	18-7-1	17-13-2	20-3-3	0-0-0
vs Northern Iowa	11-17-16	63-82	L	13-4-2	2-0-0	7-3-0	19-0-0	10-11-3	7-7-3	DNP
vs Tulane	11-18-16	80-71	w	8-3-2	0-0-0	10-3-0	22-8-1	7-2-1	21-4-6	DNP
vs Davidson	11-20-16	60-68	L	18-8-2	DNP	11-4-1	3-1-0	11-8-1	13-1-7	DNP
CITADEL	11-23-16	127-110	w	22-2-6	0-0-0	23-10-5	19-3-2	20-15-0	17-4-6	0-0-0
vs Kentucky	11-28-16	69-115	L	12-2-2	DNP	14-4-1	12-3-2	14-11-3	11-3-6	DNP
UNLV	12-03-16	97-73	w	20-1-3	0-0-0	14-7-2	22-5-3	8-7-2	28-5-4	0-0-0
vs PURDUE	12-06-16	64-97	L	2-2-0	4-1-1	5-2-2	14-2-1	8-5-0	16-3-3	0-0-0

Opponent	Date	Score		22 WITHERILL,	33 VILA,RAMON	42 TSHISUMPA,	44 JUSTICE,KO
PORTLAND STATE	11-11-16	88-70	w	0-0-0	7-4-0	0-1-0	5-4-3
CAL POLY	11-13-16	96-74	w	0-1-1	4-1-0	3-1-0	5-1-2
vs Northern Iowa	11-17-16	63-82	L	DNP	0-0-0	0-1-0	5-3-1
vs Tulane	11-18-16	80-71	w	DNP	4-6-0	0-0-0	8-2-1
vs Davidson	11-20-16	60-68	L	DNP	2-2-0	0-0-0	2-6-1
CITADEL	11-23-16	127-110	w	0-0-0	4-1-0	2-2-0	20-2-3
vs Kentucky	11-28-16	69-115	L	0-0-0	0-1-0	0-4-0	6-2-1
UNLV	12-03-16	97-73	w	0-0-0	0-3-1	2-1-0	3-5-3
vs PURDUE	12-06-16	64-97	L	0-0-0	4-1-0	0-2-0	11-5-4

@SUNDEVILHOOPS 2016-17
ARIZONA STATE Team Game-by-Game Comparison (as of Dec 06, 2016)
All games

Opponent	1st	2nd	Score	Mar	Total FG	FG Pct	3-Pointers	3FG Pct	Free Throws	FT Pct	Rebounds	Assist	T/Over	Block	Steal	Fouls
PORTLAND STATE	44/30	44/40	88-70	+18	33-67/26-67	.493/.388	9-28/6-27	.321/.222	13-18/12-15	.722/.800	47/33 +14	11/14	16/14	3/1	7/5	15/20
CAL POLY	39/38	57/36	96-74	+22	28-55/25-58	.509/.431	7-19/12-32	.368/.375	33-42/12-22	.786/.545	41/30 +11	12/16	8/11	4/2	2/4	20/29
Northern Iowa	29/37	34/45	63-82	(19)	22-53/29-57	.415/.509	8-22/13-30	.364/.433	11-15/11-13	.733/.846	29/32 (3)	9/12	14/10	4/1	4/8	14/16
Tulane	40/29	40/42	80-71	+9	24-55/24-57	.436/.421	12-29/10-28	.414/.357	20-27/13-18	.741/.722	31/40 (9)	11/16	10/18	2/2	8/4	15/23
Davidson	22/31	38/37	60-68	(8)	22-68/19-46	.324/.413	9-30/7-28	.300/.250	7-13/23-30	.538/.767	35/44 (9)	12/15	9/18	2/5	8/6	24/16
CITADEL	55/45	72/65	127-110	+17	42-78/42-84	.538/.500	15-31/13-37	.484/.351	28-37/13-16	.757/.813	45/41 +4	22/22	12/15	6/3	7/5	17/24
Kentucky	30/58	39/57	69-115	(46)	25-73/44-84	.342/.524	8-26/11-28	.308/.393	11-15/16-22	.733/.727	33/59 (26)	15/33	13/9	4/9	4/7	21/16
UNLV	51/32	46/41	97-73	+24	32-65/21-54	.492/.389	18-36/6-22	.500/.273	15-20/25-36	.750/.694	38/37 +1	18/11	8/12	5/1	4/5	27/15
PURDUE	21/47	43/50	64-97	(33)	24-67/38-64	.358/.594	4-26/15-27	.154/.556	12-16/6-8	.750/.750	28/44 (16)	11/26	10/15	4/4	8/3	12/19

Note: Game totals are displayed in the format TEAM/OPPONENT for each category

@SUNDEVILHOOPS 2016-17
ARIZONA STATE Game-by-Game Highs (as of Dec 06, 2016)
All games

Opponent	Date	Score	Points	Rebounds	Assists	Steals	Blocked shots
PORTLAND STATE	11-11-16	88-70	23-Holder, Tra Graham, Torian	13-Oleka, Obinna	4-Holder, Tra	2-Holder, Tra	1-Oleka, Obinna Tshisumpa, Jethro Vila, Ramon
CAL POLY	11-13-16	96-74	24-Holder, Tra	13-Oleka, Obinna	3-Evans II, Shannon Holder, Tra	1-Oleka, Obinna Graham, Torian	2-Cunliffe, Sam
vs Northern Iowa	11-17-16	63-82	19-Graham, Torian	11-Oleka, Obinna	3-Oleka, Obinna Evans II, Shannon	2-Evans II, Shannon	2-Oleka, Obinna
vs Tulane	11-18-16	80-71	22-Graham, Torian	8-Graham, Torian	6-Evans II, Shannon	3-Oleka, Obinna	1-Evans II, Shannon Graham, Torian
vs Davidson	11-20-16	60-68	18-Holder, Tra	8-Holder, Tra Oleka, Obinna	7-Evans II, Shannon	3-Evans II, Shannon	2-Justice, Kodi
CITADEL	11-23-16	127-110	23-Cunliffe, Sam	15-Oleka, Obinna	6-Evans II, Shannon Holder, Tra	2-Justice, Kodi Oleka, Obinna	3-Tshisumpa, Jethro
vs Kentucky	11-28-16	69-115	14-Oleka, Obinna Cunliffe, Sam	11-Oleka, Obinna	6-Evans II, Shannon	2-Holder, Tra	2-Oleka, Obinna
UNLV	12-03-16	97-73	28-Evans II, Shannon	7-Cunliffe, Sam Oleka, Obinna	4-Evans II, Shannon	1-Justice, Kodi Evans II, Shannon Graham, Torian O'Field, Maurice	2-Tshisumpa, Jethro
vs PURDUE	12-06-16	64-97	16-Evans II, Shannon	5-Justice, Kodi Oleka, Obinna	4-Justice, Kodi	2-Evans II, Shannon Tshisumpa, Jethro	2-Tshisumpa, Jethro

Official Basketball Box Score -- Game Totals -- Final Statistics

PURDUE vs ARIZONA STATE

12-06-16 7pm at Madison Square Garden, New York, NY

PURDUE 97

##	Player		Total		3-Ptr	Rebounds			PF	TP	A	TO	Blk	Stl	Min
			FG	FGA	FG-FGA	FT	FTA	Off	Def	Tot					
50	SWANIGAN, CALEB	f	3-7	0-1	0-0	2	8	10	5	6	5	5	1	0	22
44	HAAS, ISAAC	c	6-9	0-0	4-4	3	4	7	0	16	1	2	1	0	27
03	EDWARDS, CARSEN	g	5-11	2-5	0-1	0	4	4	2	12	2	3	1	0	19
11	THOMPSON, PJ	g	2-3	1-2	0-0	0	4	4	1	5	7	1	0	0	24
31	MATHIAS, DAKOTA	g	5-8	2-3	0-0	0	5	5	1	12	3	1	0	1	29
02	MCKEEMAN, JON		0-1	0-1	0-0	0	0	0	0	0	0	0	0	0	3
05	SMOTHERMAN, BASIL		5-8	1-3	2-3	0	3	3	3	13	2	1	0	0	22
12	EDWARDS, VINCENT		6-9	4-5	0-0	4	1	5	4	16	3	1	0	2	21
14	CLINE, RYAN		5-7	5-7	0-0	0	0	0	1	15	3	1	1	0	28
15	LUCE, TOMMY		0-0	0-0	0-0	0	0	0	1	0	0	0	0	0	2
24	EIFERT, GRADY		1-1	0-0	0-0	0	0	0	1	2	0	0	0	0	3
Team						4	2	6							
Totals			38-64	15-27	6-8	13	31	44	19	97	26	15	4	3	200

FG % 1st Half: 19-33 57.6% 2nd half: 19-31 61.3% Game: 38-64 59.4%
 3FG % 1st Half: 7-14 50.0% 2nd half: 8-13 61.5% Game: 15-27 55.6%
 FT % 1st Half: 2-4 50.0% 2nd half: 4-4 100.0 Game: 6-8 75.0%

Deadball
Rebounds
0

ARIZONA STATE 64

##	Player		Total		3-Ptr	Rebounds			PF	TP	A	TO	Blk	Stl	Min
			FG	FGA	FG-FGA	FT	FTA	Off	Def	Tot					
05	Oleka, Obinna	f	4-12	0-4	0-0	1	4	5	2	8	0	2	0	1	25
42	Tshisumpa, Jethro	c	0-1	0-0	0-0	1	1	2	3	0	0	2	2	2	15
00	Holder, Tra	g	1-8	0-2	0-2	1	1	2	1	2	0	1	1	0	23
03	Cunliffe, Sam	g	2-9	1-4	0-0	0	2	2	1	5	2	0	0	1	25
11	Evans II, Shannon	g	5-12	1-5	5-5	2	1	3	0	16	3	2	0	2	35
01	O'Field, Maurice		2-2	0-0	0-0	1	0	1	0	4	1	0	0	0	11
04	Graham, Torian		5-16	0-7	4-6	2	0	2	0	14	1	1	0	1	24
12	Adams, Andre		0-0	0-0	0-0	0	0	0	1	0	0	0	0	0	2
22	Witherill, Austin		0-0	0-0	0-0	0	0	0	0	0	0	0	0	0	2
33	Vila, Ramon		2-2	0-0	0-0	0	1	1	3	4	0	1	0	0	10
44	Justice, Kodi		3-5	2-4	3-3	3	2	5	1	11	4	0	1	1	28
Team						2	3	5				1			
Totals			24-67	4-26	12-16	13	15	28	12	64	11	10	4	8	200

FG % 1st Half: 10-30 33.3% 2nd half: 14-37 37.8% Game: 24-67 35.8%
 3FG % 1st Half: 1-11 9.1% 2nd half: 3-15 20.0% Game: 4-26 15.4%
 FT % 1st Half: 0-0 0.0% 2nd half: 12-16 75.0% Game: 12-16 75.0%

Deadball
Rebounds
3

Officials: Duke Edsall, Mark Schnur, Gary Prager

Technical fouls: PURDUE-EDWARDS,CARSEN. ARIZONA STATE-None.

Attendance:

2016 JIMMY V CLASSIC

Purdue entered game ranked No. 18 by Associated Press.

Score by periods	1st	2nd	Total
PURDUE	47	50	97
ARIZONA STATE	21	43	64

	In	Off	2nd	Fast	
Points	Paint	T/O	Chance	Break	Bench
PURDUE	42	9	16	10	46
ASU	38	17	5	6	33

Last FG - PURDUE 2nd-01:31, ASU 2nd-00:24.
 Largest lead - PURDUE by 42 2nd-04:05, ASU by 1 1st-13:22.

Score tied - 2 times.
 Lead changed - 2 times.

MEET THE SUN DEVILS

www.thesundevils.com @TheSunDevils



O • TRA HOLDER

G, 6-1, 180, Jr.
Los Angeles, Calif.
(Brentwood School)



1 • MAURICE O'FIELD

G, 6-5, 205, Jr.
Cleveland, Ohio
(Midland J.C.)




3 • SAM CUNLIFFE

G, 6-6, 200, Fr.
Seattle, Wash.
(Rainier Beach)



4 • TORIAN GRAHAM

G, 6-5, 195, Sr.
Durham, N.C.
(Chipola J.C.)



5 • OBINNA OLEKA

F, 6-8, 225, Sr.
Washington, D.C.
(Manatee-Sarasota
College/Fla.)



11 • SHANNON EVANS II

G, 6-1, 160, RJr.
Suffolk, Va.
(Nansemond River/
Hargrave Academy)




12 • ANDRE ADAMS

F, 6-9, 225, RFr.
Avondale, Ariz.
(Westview/IMG Academy)



13 • VITALIY SHIBEL

F, 6-9, 210, Fr.
Ukraine
(Lee Academy)



22 • AUSTIN WITHERILL

G, 6-0, 170, Jr.
Gilbert, Ariz.
(Highland H.S.)



23 • ROMELLO WHITE

F, 6-8, 220, Fr.
Suwanee, Ga.
(Wheeler H.S.)




33 • RAMON VILA

F, 6-8, 230, Fr.
Barcelona, Spain
(FC Barcelona)



42 • JETHRO TSHISUMPA

F-C, 6-10, 260, Fr.
Democratic Republic of the Congo
(Mountain Mission H.S./Dallas)



44 • KODI JUSTICE

G, 6-5, 190, Jr.
Mesa, Ariz.
(Dobson H.S.)