



SUN DEVIL SOFTBALL



1972 & 1973 AIAW CHAMPIONS • 2008 & 2011 NCAA NATIONAL CHAMPIONS
32 NCAA POSTSEASON APPEARANCES • 12 NCAA WCWS APPEARANCES

SOFTBALL CONTACT: Josh Fisher | **EMAIL:** josh.fisher@asu.edu | **PHONE:** 801-703-5025

SUN DEVIL SNAPSHOT

CATEGORY	2025	ALL-TIME
Overall record	0-0	1,879-954-2
... at home	0-0	1018-380
Non-Conference	0-0	1188-354
... at home	0-0	706-132
February Record	0-0	501-154
... at home	0-0	381-82
On February 6	0-0	7-2
On February 7	0-0	9-2
On February 8	0-0	13-7
On February 9	0-0	28-3
Thursday Record	0-0	181-80
... at home	0-0	77-28
Friday Record	0-0	539-247
... at home	0-0	291-110
Saturday Record	0-0	545-328
... at home	0-0	332-128
Sunday Record	0-0	310-177-2
... at home	0-0	182-63
In Arizona	0-0	1,128-487
... Tempe	0-0	1,023-380
Game #1 of season	0-0	47-9
Game #2 of season	0-0	45-11
Game #3 of season	0-0	45-11
Game #4 of season	0-0	43-13
Game #5 of season	0-0	40-16
Ends in 7-innings	0-0	1428-805-1
Ends by run-rule	0-0	329-65
Ends in extra-innings	0-0	122-84-1
One-run games	0-0	429-342
When scoring 2+ runs	0-0	1,737-361-1
When scoring 5+ runs	0-0	1,143-76
When allowing 2+ runs	0-0	705-817-1
When allowing 5+ runs	0-0	143-427

ASU PROJECTED LINEUP

Based on preseason camp

POS	#	NAME	OPS	HR	RBI
2b	18	Tiare Ho-Ching	--	--	--
cf	44	Tanya Windle	.889	1	25
1b	4	Ayden Allen	.715	1	1
c	32	Samantha Swan	.640	4	12
dp	38	Kelsey Hall	.996	6	19
3b	5	AJ Murphy	.745	4	19
rf	24	Ashleigh Murphy	--	--	--
lf	0	Nehanda Lewis	--	--	--
ss	2	Grace Molitor	--	--	--
POS	#	NAME	ERA	WHIP	K/7
rhp	10	Kenzie Brown	4.35	1.59	7.19
rhp	8	Cambree Creager	--	--	--
rhp	15	Julianne Tipton	--	--	--

KAJIKAWA CLASSIC

Thursday, February 6 – Sunday, February 9 | Tempe, Ariz. | Farrington Stadium



ARIZONA STATE SUN DEVILS

(0-0, 0-0 BIG 12)



ARIZONA STATE
Megan Bartlett

2024 RECORD
20-31

OPS
.813

ERA
4.78

FIELDING %
.965



MARYLAND
Lauren Karn

2024 RECORD
24-30

OPS
.788

ERA
3.56

FIELDING %
.971



MIAMI (OH)
Mandy Gardner-Colegate

2024 RECORD
49-9

OPS
1.174

ERA
3.51

FIELDING %
.964



MINNESOTA
Piper Ritter

2024 RECORD
28-25

OPS
.877

ERA
4.46

FIELDING %
.973



CALIFORNIA
Chelsea Spencer

2024 RECORD
37-19

OPS
.912

ERA
3.06

FIELDING %
.966

THURSDAY



vs. Maryland

7:00 pm



WATCH: ESPN+ • **STATS:** asu.statbroadcast.com

SATURDAY



vs. Miami (OH)

6:00 pm



vs. Minnesota

8:15 pm

STATS: asu.statbroadcast.com

FRIDAY



vs. Miami (OH)

6:30 pm



WATCH: ESPN+ • **STATS:** asu.statbroadcast.com

SUNDAY



vs. California

1:30 pm



WATCH: ESPN+ • **STATS:** asu.statbroadcast.com

KAJIKAWA CLASSIC OPENS 2025 SOFTBALL CAMPAIGN

Sun Devils set for five games during the 20th edition of the event

Sun Devil softball opens the 2025 season this weekend by hosting the 20th edition of the Kajikawa Classic at Farrington Stadium. Arizona State will play five times during the four-day event, starting Thursday at 6 p.m. against Maryland. The Sun Devils will play Miami (Ohio) on Friday at 6:30 p.m. and Saturday at 6 p.m. before hosting Minnesota on Saturday at 8:15 p.m. ASU closes the opening weekend versus California at 1:30 p.m. on Sunday.

Weekend Promotions

Several promotions are available to fans during the Kajikawa Classic, starting with a Mini Bat Giveaway on Thursday. Saturday is Blankets on the Berm Night where the ticket package includes two GA tickets to the doubleheader against Miami & Minnesota, and a Sun Devil Softball Blanket. Sunday is Farrington Funday with \$1 hot dogs and kids run the bases after the game.

How to Follow

Thursday's game against Maryland, Friday's game with Miami and Sunday's game against California will each air live on ESPN+. Live scoring will be available for every game of the Kajikawa Classic, and updates will be provided on social media via X (@asusoftball) and Instagram (@sundevilsb). Complete Kajikawa Classic details are available at thesundevils.com/feature/2025kajikawa.

2025 Sun Devils

ASU begins the new season with seven players who have appeared in a game for the Sun Devils in their career. The seven returners include outfielders Yannixa Acuña, Kelsey Hall and Tanya Windle. Ayden Allen is the lone

LAST WEEK'S RESULTS

Scan or click QR codes throughout these notes to access corresponding/additional information at TheSunDevils.com





PRONUNCIATION GUIDE

Yannixa (Yaya) Acuña

..... YAW-yaw ah-COON-ya
 Cambree **Creager** CREE-ger
Takyla Davis tuh-KY-luh
Tiare Ho-Ching tee-ARR-ay
Lillian Holtje Lilly HOLT-jay
Meika Lauppe ME-kuh LOOP-ee
Nehanda Lewis nuh-HAWN-duh
 Ashleigh **Mejia** muh-HE-uh
 Sydney **Saenz** signs
 Mary **Iakopo** eye-uh-KO-po

QUICK FACTS

ARIZONA STATE UNIVERSITY

Location..... Tempe, Ariz. 85287
 Founded..... 1885
 Enrollment 140,759
 Nickname Sun Devils
 Colors Maroon & Gold
 Affiliation NCAA
 Division I Conference Big 12
 President Dr. Michael Crow
 Dir. of Athletics Graham Rossini

SUN DEVIL SOFTBALL

Program Seasons / NCAA 57th
 NCAA 44th
 Overall Record..... 1878-953-2 (.663)
 NCAA Record..... 1618-874-2 (.649)
 Conf. Record 508-498-2 (.505)
 Big 12 Record 0-0 (.000)
 Conference Championships 6
 .. 1977, 1978, 1980, 2008, 2011, 2022
 NCAA/AIAW Tournament Apps 43
 NCAA WCWS Appearances 12
 National Championships 4
 1972, 1973, 2008, 2011
 All-America Selections 44
 All-Conference Selections 58

COACHING STAFF

Head Coach..... Megan Bartlett
 (Notre Dame, 2005)
 Career Record..... 183-165 (.526) [8th]
 at ASU 42-57 (.424) [3rd]
 Hitting Coach..... Josh Bloomer
 Pitching Coach..... Jeremy Manley
 Defensive Coach..... Hailey Decker

STADIUM INFORMATION

Stadium..... Farrington Stadium
 Capacity 1,535
 Opened 2000
 ASU Record 672-202 (.769)

2024 OUTLOOK

Letterwinners Returning/Lost..... 7/13
 Position Starters Ret./Lost 2/6
 Pitchers Ret./Lost..... 2/3
 Newcomers..... 14

MEDIA RELATIONS

Softball Contact..... Josh Fisher
 Email..... josh.fisher@asu.edu
 Cell Phone 801-703-5025

NUMERICAL ROSTER

#	FULL NAME	POS.	B/T	HT.	YR.	HOMETOWN (PREVIOUS SCHOOL)
0	Nehanda Lewis	INF	R/R	5-4	So.	Land O' Lakes, Fla. (UCF)
2	Grace Molitor	INF	R/R	5-5	Fr.	Marthasville, Mo. (Washington HS)
4	Ayden Allen	INF	R/R	5-10	Jr.	Prosper, Texas (Houston)
5	AJ Murphy	UTL	R/R	5-11	Sr.	Goodyear, Ariz. (San Diego State)
8	Cambree Creager	P	R/R	5-11	Fr.	Georgetown, Texas (Georgetown HS)
10	Kenzie Brown	P	L/R	5-11	Sr.	Lake City, Ill. (Tulsa)
12	Katie Chester	INF	R/R	5-9	Jr.	Liberty, Mo. (Missouri)
14	Sydney Saenz	UTL	R/R	5-6	Jr.	El Paso, Texas (Oregon State)
15	Julianne Tipton	P	R/R	5-7	Fr.	Mount Carmel, Tenn. (Dobyns Bennett HS)
17	Maddie Okano	INF	R/R	5-7	So.	Gilbert, Ariz. (UT Tyler)
18	Tiare Ho-Ching	INF	R/R	5-6	Fr.	Long Beach, Calif. (Long Beach Polytechnic)
19	Corie Shull	UTL/P	R/R	5-6	Fr.	Queen Creek, Ariz. (Queen Creek HS)
20	Takyla Davis	INF	R/R	5-6	Fr.	Georgetown, Del. (Sussex Central HS)
21	Yannixa Acuña	OF	L/R	5-4	Jr.	Tucson, Ariz. (Salpointe Catholic HS)
24	Ashleigh Mejia	OF	L/R	5-4	Fr.	Corona, Calif. (Santiago HS)
27	Meika Lauppe	P	R/R	5-10	So.	Pleasant Grove, Calif. (East Nicolaus HS)
32	Samantha Swan	C/UTL	R/R	5-3	So.	Georgetown, Texas (Georgetown)
38	Kelsey Hall	OF	R/R	5-7	Gr.	Sacramento, Calif. (Boise State)
40	Jolee Benson	OF	R/R	5-8	So.	Gilbert, Ariz. (Chandler-Gilbert CC)
44	Tanya Windle	OF	L/R	5-6	Jr.	Peoria, Ariz. (Utah Tech)
71	Lillian Holtje	C	R/R	5-7	Fr.	Lutz, Fla. (Hillsborough Virtual)

COACHING STAFF

Head Coach: Megan Bartlett (3rd at ASU / 8th overall)
Recruiting Coordinator/ Hitting Coach: Josh Bloomer
Pitching Coach: Jeremy Manley
Defensive Coordinator: Hailey Decker

SUPPORT STAFF

Softball Operations: Lexi Ruiz
Director of Player Development: Mary Iakopo
Graduate Assistants: Andrew Hrnear, Morgan Hornback,
 Kayla Lissy
Student Manager: Hayden Corrado
Athletic Trainer: Emily Wolfe
Strength and Conditioning Coach: Peter Alosi

BY HOME STATE

ARIZONA (6)

Yannixa Acuña, Jolee Benson, AJ Murphy, Maddie Okano, Corie Shull, Tanya Windle

CALIFORNIA (4)

Kelsey Hall, Tiare Ho-Ching, Meika Lauppe, Ashleigh Mejia

TEXAS (4)

Ayden Allen, Cambree Creager, Sydney Saenz, Samantha Swan

FLORIDA (2)

Lillian Holtje, Nehanda Lewis

DELAWARE (1)

Takyla Davis

ILLINOIS (1)

Kenzie Brown

MISSOURI (2)

Katie Chester, Grace Molitor

TENNESSEE (1)

Julianne Tipton

BY CLASS

GRADUATES (1)

Kelsey Hall

SENIORS (2)

Kenzie Brown, AJ Murphy

JUNIORS (5)

Yannixa Acuña, Ayden Allen, Katie Chester, Sydney Saenz, Tanya Windle

SOPHOMORES (5)

Jolee Benson, Meika Lauppe, Nehanda Lewis, Maddie Okano, Samantha Swan

FRESHMEN (8)

Cambree Creager, Takyla Davis, Tiare Ho-Ching, Lillian Holtje, Ashleigh Mejia, Grace Molitor, Corie Shull, Julianne Tipton

RETURNER/NEWCOMER

RETURNERS (7)

Yannixa Acuña, Ayden Allen, Kenzie Brown, Kelsey Hall, Meika Lauppe, Samantha Swan, Tanya Windle

TRANSFERS (6)

Jolee Benson, Katie Chester, Nehanda Lewis, AJ Murphy, Maddie Okano, Sydney Saenz

FRESHMEN (8)

Cambree Creager, Takyla Davis, Tiare Ho-Ching, Lillian Holtje, Ashleigh Mejia, Grace Molitor, Corie Shull, Julianne Tipton





returner across the infield, and Samantha Swan returns behind the plate. Meika Lauppe is back in the circle with Kenzie Brown, who returns after missing 2024 with an injury.

In addition, the 2025 squad welcomes in transfers Jolee Benson, Katie Chester, Nehanda Lewis, AJ Murphy, Maddie Okano and Sydney Saenz. The talented freshman class features Cambree Creager, Takyla Davis, Tiare Ho-Ching, Lillian Holtje, Ashleigh Mejia, Grace Molitor, Corie Shull and Julianne Tipton.

Looking Back at 2024

Arizona State moves to the Big 12 in 2025 after going 20-31 overall and 3-21 last season as members of the Pac-12. That team ended the season with a .279 batting average and .813 OPS, scoring 4.65 runs per game. The team's 17 triples tied for the ninth-most in program history and were the most for a Sun Devil team since 1996.

Sun Devil pitchers held a 4.78 ERA and 1.72 WHIP in the circle, while opponents batted .304. The staff averaged 4.74 strikeouts per seven innings and delivered three shutouts.

About the Opposition

The Kajikawa Classic will be a solid test for the Sun Devils to start the season. Two of the weekend's opponents, Miami and California, are coming off NCAA Regional appearances last season. Minnesota finished fifth in the Big Ten and reached the quarterfinal of its conference tournament. Maryland closed 2024 by winning six of its final nine games.

Miami led the NCAA with 2.76 home runs per game, 8.74 runs per game, and a .724 slugging percentage. Cal finished 12th in the country in slugging (.530) and home runs per game (1.41).

20 Years of Kajikawa

This year marks the 20th edition of the Kajikawa Classic, which began in 2005 and has been held every since except 2023. It has been played the first weekend of the season in all but the 2008 version. During that time, ASU holds a record of 91-17 (.843) and finished with the best record at the event eight times.

Cal will make its ninth appearance at the event with a 29-7 (.806) record. Maryland went 2-3 during the 2016 Kajikawa Classic, and this year is

the first appearance for Miami and Minnesota. Utah is also in the Classic this season for the 12th time in program history. The Utes last appeared in 2021 and are 36-23-1 (.608) all-time.

Preseason Accolades

Several ASU players received preseason honors during January. Kelsey Hall was named to the All-Big 12 Preseason Softball Team, and Tanya Windle was named the No. 30 outfielder in the NCAA by D1 Softball.

Freshmen Cambree Creager, Tiare Ho-Ching and Julianne Tipton were each named to the D1 Softball D100 Freshman Watch List and the Softball America Freshman Watch List.

Fast Starts

ASU has a history of getting off to fast starts with a 501-154 (.765) record in February. That includes a 381-82 (.823) record at home in the month.

The Sun Devils are 47-9 in the program's history in season openers. They have won 27 of the past 29 season openers, with the two losses coming in 2018 and 2024.

Chasing 1,900

When play begins in the 57th season of ASU softball on Thursday, the Sun Devils are 21 wins away from 1,900 wins in program history. One of the most successful programs in the country, the team starts the season with an all-time record of 1879-954-2 (.663).

Hall Pass

Kelsey Hall begins her sixth season of collegiate softball in 2025 and her second with the Sun Devils. She batted .345 with a .996 OPS last season to finish second on the team in each category.

Hall is expected to return to the ASU lineup this weekend, just nine months after tearing her ACL in the regular season finale against UCLA on May 5.

Tanya Time

After leading all ASU qualifiers with a .369 batting average last season, Tanya Windle looks to carry that success into year two in the Maroon & Gold. The 2023 WAC Freshman of the Year at Utah Tech, Windle posted a team-best

SERIES HISTORY

MARYLAND



Overall	2-0
Home	2-0
Away	0-0
Neutral Site	0-0
Last 10 (Streak)	2-0 (W2)
First / Last Meeting	2020 / 2020
ASU Runs Scored (Avg.)	24 (12.00)
ASU Runs Allowed (Avg.)	2 (1.00)

SERIES HISTORY

MIAMI



Overall	1-0
Home	1-0
Away	0-0
Neutral Site	0-0
Last 10 (Streak)	1-0 (W1)
First / Last Meeting	2008 / 2008
ASU Runs Scored (Avg.)	7 (7.00)
ASU Runs Allowed (Avg.)	3 (3.00)

SERIES HISTORY



Overall	14-8
Home	11-5
Away	0-0
Neutral Site	3-3
Last 10 (Streak)	5-5 (L2)
First / Last Meeting	1981 / 2023
ASU Runs Scored (Avg.)	99 (4.50)
ASU Runs Allowed (Avg.)	56 (2.55)

SERIES HISTORY



Overall	67-74
Home	36-32
Away	26-31
Neutral Site	5-11
Last 10 (Streak)	6-4 (L1)
First / Last Meeting	1981 / 2024
ASU Runs Scored (Avg.)	413 (2.93)
ASU Runs Allowed (Avg.)	425 (3.01)

SUNDAY	MONDAY	TUESDAY	WEDNESDAY	THURSDAY	FRIDAY	SATURDAY
2 9-12 Practice	3 OFF DAY	4 12:30-3:30 Practice 3:30 Media 4-5 Lift	5 12:30-3:30 Practice 3:30 Media 4-5 Lift	6 GAME DAY 6 vs Maryland	7 GAME DAY 6:30 vs Miami	8 GAME DAY 6 vs Miami 8:15 vs Minnesota
9 GAME DAY 1:30 vs Cal	10 OFF DAY	11 12:30-3:30 Practice 3:30 Media 4-5 Lift	12 12:30-3:30 Practice 3:30 Media 4-5 Lift	13 GAME DAY 6 vs Oregon	14 GAME DAY 4 vs North Dakota 6:30 vs Weber State	15 GAME DAY 4 vs Washington 6:30 vs Belmont

To attend a practice day media session, email Josh Fisher (josh.fisher@asu.edu) at least 24 hours in advance.



SCHEDULE & RESULTS

DATE	OPPONENT	W/L	SCORE/ TIME	TIME INN OF GM	OVR REC	BIG 12 REC RANK	GA/ GB	DAILY ATT	TOTAL HM ATT	ASU PITCHER(S) OF RECORD
FEBRUARY (0-0, 0-0 Big 12)			Batting: .000 avg (.000 ops / 0 hr)						Pitching: 0.00 era (0.00 whip)	
Feb 6	MARYLAND		6:00 pm							
Feb 7	MIAMI (OH)		6:30 pm							
Feb 8	MIAMI (OH)		6:00 pm							
Feb 8	MINNESOTA		8:15 pm							
Feb 9	CALIFORNIA		1:30 pm							
Feb 13	OREGON		6:00 pm							
Feb 14	NORTH DAKOTA		4:00 pm							
Feb 14	WEBER STATE		6:30 pm							
Feb 15	WASHINGTON		4:00 pm							
Feb 15	BELMONT		6:30 pm							
Feb 16	UTAH VALLEY		11:30 am							
Feb 18	at Grand Canyon		7:00 pm							
Feb 21	FLORIDA		1:15 pm							
Feb 21	CALIFORNIA BAPTIST		4:00 pm							
Feb 22	PORTLAND STATE		4:00 pm							
Feb 23	NEW MEXICO STATE		11:30 am							
Feb 27	OREGON STATE		6:00 pm							
Feb 28	SEATTLE U		4:00 pm							
Feb 28	YALE		6:30 pm							
MARCH (0-0, 0-0 Big 12)			Batting: .000 avg (.000 ops / 0 hr)						Pitching: 0.00 era (0.00 whip)	
Mar 1	UTEP		4:00 pm							
Mar 1	UTAH STATE		6:30 pm							
Mar 2	OREGON STATE		11:30 am							
Mar 6	BYU		6:00 pm							
Mar 7	BYU		6:00 pm							
Mar 8	BYU		2:00 pm							
Mar 12	at Stetson (DH)		1:00 pm							
Mar 12	at Stetson (DH)		Game 2							
Mar 14	at UCF		3:00 pm							
Mar 15	at UCF		11:00 am							
Mar 16	at UCF		8:00 am							
Mar 18	UNLV		6:00 pm							
Mar 21	ARIZONA		6:00 pm							
Mar 22	ARIZONA		5:00 pm							
Mar 23	ARIZONA		1:00 pm							
Mar 28	at Iowa State		2:00 pm							
Mar 29	at Iowa State		11:00 am							
Mar 30	at Iowa State		10:00 am							
APRIL (0-0, 0-0 Big 12)			Batting: .000 avg (.000 ops / 0 hr)						Pitching: 0.00 era (0.00 whip)	
Apr 2	OKLAHOMA STATE		6:00 pm							
Apr 4	KANSAS		6:00 pm							
Apr 5	KANSAS		5:00 pm							
Apr 6	KANSAS		1:00 pm							
Apr 9	at UTEP		11:00 am							
Apr 9	at UTEP		Game 2							
Apr 11	at Utah		4:00 pm							
Apr 12	at Utah		3:00 pm							
Apr 13	at Utah		11:00 am							
Apr 15	GRAND CANYON		6:00 pm							
Apr 17	BAYLOR		6:00 pm							
Apr 18	BAYLOR		6:00 pm							
Apr 19	BAYLOR		5:00 pm							
Apr 25	at Texas Tech		4:00 pm							
Apr 26	at Texas Tech		2:00 pm							
Apr 27	at Texas Tech		10:00 am							
MAY (0-0, 0-0 Big 12)			Batting: .000 avg (.000 ops / 0 hr)						Pitching: 0.00 era (0.00 whip)	
May 7	Big 12 Tournament									
May 8	Big 12 Tournament									
May 9	Big 12 Tournament									
May 10	Big 12 Tournament									



15 games with multiple hits in 2024 while leading the team with 10 doubles.

During a seven-game hitting streak last March, Windle went 14-for-24 with six doubles, nine RBIs and five multi-hit games. She also closed the season with hits in nine of the team's final 12 games.

Brown is Back

Kenzie Brown returns to the circle for the Sun Devils in 2025 after sitting out last season with an injury. After transferring from Tulsa, she led ASU with a 10-2 record during the 2023 season.

Two seasons ago, Brown recorded 76 strikeouts and allowed only 71 hits in 74 innings. Working primarily as a reliever that season, Brown led the team with 31 appearances.

All About Acuña

Yannixa Acuña will also return to the ASU lineup after recovering from an ACL injury in 2024. She batted .382 with seven extra-base hits and 12 RBIs in 26 games before the injury on March 15.

Acuña tallied a hit in all but seven of the games she played, with four three-hit outings and 21 runs scored.

Silver Jubilee for Club Farrington

Arizona State will celebrate the 25th anniversary of Alberta B. Farrington Softball Stadium this season. The stadium was unveiled in 2000 as the home of Sun Devil Softball. During its time as one of the

premier softball facilities in the country, Farrington Stadium has welcomed over 800,000 spectators to witness ASU win nearly 700 games, hosting 11 Regionals and nine Super Regionals. Those large crowds have created an amazing home environment known across the country as Club Farrington.

Big 12 Notes

The Big 12 features 11 teams playing softball. Once conference play begins on March 6, each team will play eight three-game series. Arizona State will miss Oklahoma State and Houston in this season's schedule rotation.

All 11 teams will qualify for the Big 12 Tournament, which will be held May 7-10 at OGE Field at Devon Park in Oklahoma City.

Oklahoma State was voted the preseason favorite to win the league this season. They were followed by Texas Tech, Baylor, and Arizona.

Looking Ahead

The Sun Devils return to Farrington Stadium next weekend to host the Littlewood Classic. During the team's six games over the four days, ASU will play two former Pac-12 rivals, Oregon and Washington.

OFFENSIVE BREAKDOWN

BY MONTH	AVG	OPS	R	H	2B	3B	HR	BB	SO	SB	LOB
February											
March											
April											
May											
BY LOCATION	AVG	OPS	R	H	2B	3B	HR	BB	SO	SB	LOB
Home											
Away											
Neutral											
BY OPPONENT	AVG	OPS	R	H	2B	3B	HR	BB	SO	SB	LOB
Arizona											
ASU Invitational											
Baylor											
BYU											
Grand Canyon											
Iowa State											
Kajikawa Classic											
Kansas											
Littlewood Classic											
Oklahoma State											
Stetson											
Sun Devil Classic											
Texas Tech											
UCF											
UNLV											
Utah											
UTEP											

ASU WHEN

BY SCORING / MARGIN

Scored in 1st inning
Opp. scored in 1st
Scores first
Opp. scores first
Scoring 0-2 runs
... 3-5 runs
... 6-9 runs
... 10+ runs
Opponent 0-2 runs
... 3-5 runs
... 6-9 runs
... 10+ runs

BY STATS

Out-hit opponent
Out-hit by opponent
Hits are tied
Hit 0 home runs
... 1 home run
... 2+ home runs
Opponent 0 home runs
... 1 home run
... 2+ HRs
Made 0 errors
... 1 error
... 2+ errors
Opp. made 0 errors
... 1 error
... 2+ errors

BY UNIFORM (Jersey/Pants)

BY HELMET



#Big12SB

Twitter/X: @Big12Conference
Facebook: Facebook.com/Big12
Instagram: @Big12Conference
YouTube: youtube.com/big12conference
Website: big12sports.com



MISCELLANEOUS STATS

MULTIPLE HIT GAMES	2	3	4	5+	TOT
TEAM					
MULTIPLE RBI GAMES	2	3	4	5+	TOT
TEAM					
PINCH HITTING	H	AB	AVG		
Totals					
Opponents					

SUN DEVILS AT THE PLATE

PLAYER	GW RBI	2-OUT RBI	HITTING STREAK			SEASON/CAREER	
			CAR	SEA	ACT	HITS	RBI's
Yannixa Acuña			6		3	3	3
Ayden Allen			2			2	1
Jolee Benson			1			2	
Katie Chester			5			4	4
Takyla Davis							
Kelsey Hall			10			4	8
Tiare Ho-Ching							
Lillian Holtje							
Nehanda Lewis							
Ashleigh Mejia							
Grace Molitor							
AJ Murphy			9		1	3	3
Maddie Okano							
Sydney Saenz							
Corie Shull							
Samantha Swan			5			2	3
Tanya Windle			16			3	4
TOTALS							

UPCOMING MILESTONES

Player/Coach	Current #	Milestone
Kenzie Brown	121 strikeouts	Needs 29 for 150 in her career
	13 wins	Needs 7 for 20 in her career
Kelsey Hall	146 hits	Needs 4 for 150 in her career
Tanya Windle	128 hits	Needs 22 for 150 in her career

BY INNING

RUNS	1	2	3	4	5	6	7	EX	TOT
Sun Devils									
Opponents									
BATTING AVG	1	2	3	4	5	6	7	EX	TOT
Sun Devils									
Opponents									
ERA	1	2	3	4	5	6	7	EX	TOT
Sun Devils									
Opponents									

LEADS

ASU WHEN	1	2	3	4	5	6
When Leading After						
When Trailing After						
When Tied After						



ESPN+, the digital home of the Big 12, is available via the ESPN App, ESPN.com or espnplus.com for just \$11.99 per month (or 119.99 per year) and can be canceled at any time.

Subscribers can watch ESPN+ on the ESPN App via most major mobile and connected-TV platforms, including iPhone, iPad, AppleTV, Android devices, Roku and Chromecast.

HOME RUN BREAKDOWN

INDIVIDUAL HR BREAKDOWN



HEROICS

COME FROM BEHIND WINS (0)					LAST AT-BAT WINS (0)			#-DEONTES WALKOFF	
DATE	OPPONENT	LARGEST DEFICIT	LATEST DEFICIT	FINAL	DATE	OPPONENT	ENTERING LAST AB	FINAL	

LATE-INNING PRESSURE SITUATION

Late-inning pressure situations are defined as any at-bat in the fifth inning or later where the batter's team trails by three runs or fewer, is tied or is ahead by only one run. If the bases are loaded and the batting team trails by four runs, this also counts as a late-inning pressure situation.

PLAYER	H-AB	AVG	OPS	HR	RBI	K
Yannixa Acuña						
Ayden Allen						
Jolee Benson						
Katie Chester						
Takyla Davis						
Kelsey Hall						
Tiare Ho-Ching						
Lillian Holtje						
Nehanda Lewis						
Ashleigh Mejia						
Grace Molitor						
AJ Murphy						
Maddie Okano						
Sydney Saenz						
Corie Shull						
Samantha Swan						
Tanya Windle						
Totals						

BIG INNINGS (4+ Runs Scored)

DATE	OPPONENT	INN	PA	R	H	E	LOB	FINAL

KEY: 1-Single, 2-Double, 3-Triple, 4-Home Run, o-Out, k-Strikeout, w-Walk, W-Int. Walk h-HBP, e-Reached on error, b-SacBunt, F-SacFly, c-Fielder's Choice, C-Catchers Int. d-double play **NOTE:** Read left-to-right for first-to-last AB.

TOUGHEST TO STRIKEOUT

PLAYER	SO	AB	AB/K
Yannixa Acuña	0	0	0.00
Ayden Allen	0	0	0.00
Jolee Benson	0	0	0.00
Katie Chester	0	0	0.00
Takyla Davis	0	0	0.00
Kelsey Hall	0	0	0.00
Tiare Ho-Ching	0	0	0.00
Lillian Holtje	0	0	0.00
Nehanda Lewis	0	0	0.00
Ashleigh Mejia	0	0	0.00
Grace Molitor	0	0	0.00
AJ Murphy	0	0	0.00
Maddie Okano	0	0	0.00
Sydney Saenz	0	0	0.00
Corie Shull	0	0	0.00
Samantha Swan	0	0	0.00
Tanya Windle	0	0	0.00

STOLEN BASES

[illegible]



TEAM FIELDING

POS	C	PO	A	E	DP	FLD%
p						
c						
1b						
2b						
3b						
ss						
of						

CHANCES WITHOUT ERROR

PLAYER	ACTIVE	SEASON	CAREER
Yannixa Acuña	30		54
Ayden Allen	7		7
Jolee Benson	4		4
Kenzie Brown	8		26
Katie Chester	185		185
Cambree Creager			
Takyla Davis			
Kelsey Hall	30		32
Tiare Ho-Ching			
Lillian Holtje			
Meika Lauppe	5		5
Nehanda Lewis			
Ashleigh Mejia			
Grace Molitor			
AJ Murphy	108		108
Maddie Okano			
Sydney Saenz	14		14
Corie Shull			
Samantha Swan	24		24
Julianne Tipton			
Tanya Windle	80		80

BEHIND THE PLATE

PLAYER	INN	ER	C-ERA	PB	CI
Lillian Holtje					
Sydney Saenz					
Samantha Swan					

OUTFIELD ASSISTS


PLAYER	2025	CAREER
Yannixa Acuña		3
Kelsey Hall		3
Samantha Swan		2
Tanya Windle		2

SUN DEVILS IN THE FIELD

POS	PLAYER	C	PO	A	E	DP	FLD%
-----	--------	---	----	---	---	----	------



SUN DEVIL HITTERS

**YANNIXA ACUNA**

Outfielder • Junior • 5-4 • L/R
Tucson, Ariz. • Salpointe Catholic

21

2025				
-- AVG	-- OPS	-- HR	-- RBI	
CAREER				
.400 AVG	.965 OPS	1 HR	12 RBI	
2024	29-76 .942 OPS	1 HR	12 RBI	
ASU Last 10	0-0 -- OPS	-- HR	-- RBI	
Current Streak		3 games (3-5, 2B, 3 RBI)		



Missed the final 25 games of 2024 with an injury ... had a hit in four of the last five games played ... had 6-game hitting streak from Feb. 23-Mar. 1 during which she went 12-for-20 with three 3-hit games ... hit her first career home run against New Mexico State on Feb. 25.

**AYDEN ALLEN**

Infielder • Junior • 5-10 • R/R
Prosper, Texas • Prosper • Houston

4

2025				
-- AVG	-- OPS	-- HR	-- RBI	
CAREER				
.192 AVG	.626 OPS	1 HR	2 RBI	
2024	5-23 .715 OPS	1 HR	1 RBI	
ASU Last 10	0-0 -- OPS	-- HR	-- RBI	
Current Streak		0-8 (7 games)		



Doubled for first career hit during a 2-for-2 performance against St. Thomas ... hit first career home run on first pitch she saw as pinch hitter against UC San Diego.

**JOLEE BENSON**

Outfielder • Sophomore • 5-8 • R/R
Gilbert, Ariz. • Gilbert • BYU / Chandler-Gilbert CC

40

2025				
-- AVG	-- OPS	-- HR	-- RBI	
CAREER				
.300 AVG	.764 OPS	0 HR	0 RBI	
2023 (BYU)	3-10 .764 OPS	0 HR	0 RBI	
ASU Last 10	0-0 -- OPS	-- HR	-- RBI	
Current Streak		0-4 (2 games)		



Joins the Sun Devils after spending last season at Chandler-Gilbert Community College ... started her career at BYU where she was 3-for-10 with a double in six games played.

**KATIE CHESTER**

Infielder • Junior • 5-9 • R/R
Liberty, Mo. • Liberty North • Missouri

12

2025				
-- AVG	-- OPS	-- HR	-- RBI	
CAREER				
.214 AVG	.619 OPS	7 HR	40 RBI	
2024 (Mizzou)	28-117 .659 OPS	4 HR	29 RBI	
Mizzou Last 10	0-7 .000 OPS	0 HR	0 RBI	
Current Streak		0-15 (10 games)		



Missouri transfer is expected to miss the entire 2025 season with an injury ... played in 109 games for the Tigers the past two seasons ... totaled 28 hits (.239) with six runs, five doubles, four home runs and 29 RBI last season ... led the Tiger freshmen in 2023, batting .190 with 23 hits, nine runs, five doubles, three home runs, and 11 RBI ... added a slugging percentage of .306 and on-base percentage of .274.

**TAKYLA DAVIS**

Infielder • Freshman • 5-6 • R/R
Georgetown, Del. • Sussex Central

20

2025				
-- AVG	-- OPS	-- HR	-- RBI	
CAREER				
-- AVG	-- OPS	-- HR	-- RBI	
2024	-- -- OPS	-- HR	-- RBI	
ASU Last 10	-- -- OPS	-- HR	-- RBI	
Current Streak		--		



Was named to the First Team All-State two times, the First Team All-Conference three times, and was named No. 2 in the State of Delaware ... was twice named Academic All-Conference and made the Honor Roll four times.

**KELSEY HALL**

Outfielder • Graduate • 5-7 • R/R
Sacramento, Calif. • Bella Vista • Boise State

38


2025				
-- AVG	-- OPS	-- HR	-- RBI	
CAREER				
.340 AVG	1.079 OPS	30 HR	112 RBI	
2024	48-139 .996 OPS	6 HR	19 RBI	
ASU Last 10	0-0 -- OPS	-- HR	-- RBI	
Current Streak		0-7 (3 games)		



Missed the Pac-12 Tournament with an injury ... was named to the Pac-12 All-Conference Third Team ... carried a season-long seven game hitting streak into the final regular season series that also featured four home runs ... recorded 15 multi-hit games.



SUN DEVIL HITTERS

**TIARE HO-CHING****18**Infielder • Freshman • 5-6 • R/R
Long Beach, Calif. • Long Beach Polytechnic

2025				
-- AVG	-- OPS	-- HR	-- RBI	
CAREER				
-- AVG	-- OPS	-- HR	-- RBI	
2024	--	-- OPS	-- HR	-- RBI
ASU Last 10	--	-- OPS	-- HR	-- RBI
Current Streak	--			



Named to D1 Softball and Softball America Freshman Watch Lists ... In her senior campaign, she batted a .595 with a 1.000 fielding percentage ... hit over .400 for her high school career ... was the Softball Player of the Year for her high school league and the Century Club Player of the Year in 2022 ... was named to All-League four times and was an All-Tournament Player for the National Travel Ball Tournament.

**LILLIAN HOLTJE****71**Catcher • Freshman • 5-7 • R/R
Lutz, Fla. • Hillsborough Virtual School

2025				
-- AVG	-- OPS	-- HR	-- RBI	
CAREER				
-- AVG	-- OPS	-- HR	-- RBI	
2024	--	-- OPS	-- HR	-- RBI
ASU Last 10	--	-- OPS	-- HR	-- RBI
Current Streak	--			




FACA 7A Player Of the Year ... FACA All-Star ... First Team catcher ... Steinbrenner Softball Offensive Player of the Year.

**NEHANDA LEWIS****0**Infielder • Sophomore • 5-4 • R/R
Land O' Lakes, Fla. • Land O' Lakes • UCF

2025				
-- AVG	-- OPS	-- HR	-- RBI	
CAREER				
.000 AVG	.000 OPS	0 HR	0 RBI	
2023 (UCF)	0-4 .000 OPS	0 HR	0 RBI	
ASU Last 10	0-0 -- OPS	-- HR	-- RBI	
Current Streak	0-4 (4 games)			



Appeared in 10 games off the bench last season at UCF ... had a .410 batting average, .521 on-base percentage and a .831 slugging percentage her senior year of high school ... earned First Team All-Region and All-State nods ... was also named to the PGF Watch List ... named to the FAHSA First Team All-State as a junior ... earned earned a first-team all-region in track as a junior and senior.

**ASHLEIGH MEJIA****24**Outfielder • Freshman • 5-4 • L/R
Corona, Calif. • Santiago

2025				
-- AVG	-- OPS	-- HR	-- RBI	
CAREER				
-- AVG	-- OPS	-- HR	-- RBI	
2024	--	-- OPS	-- HR	-- RBI
ASU Last 10	--	-- OPS	-- HR	-- RBI
Current Streak	--			



Four-year starter in high school ... posted a .485 average and .624 OBP while tying the school record with 31 career home runs ... was named team MVP in 2022 and 2024 ... was named a 2024 PGF All-American, three First Team All-Big VII honors, three-time All-Area, three-time First Team All-CIF and three-time All-State Cal Hi Sports ... MVP of the Riverside County vs. SGV All-Star game.

GRACE MOLITOR**2**Infielder • Freshman • 5-5 • R/R
Marthasville, Mo. • Washington

2025				
-- AVG	-- OPS	-- HR	-- RBI	
CAREER				
-- AVG	-- OPS	-- HR	-- RBI	
2024	--	-- OPS	-- HR	-- RBI
ASU Last 10	--	-- OPS	-- HR	-- RBI
Current Streak	--			



Mid-year addition after playing senior season of high school ball in the fall ... 2024 GAC Central Player of the Year and First Team All-Conference selection ... earned All-State, All-Region, All-Metro, All-District, and All-Conference honors during her prep career ... set school record with 30 career home runs ... batted .429 with nine home runs, 38 RBIs, 43 runs, 17 stolen bases, as a senior ... won two state titles.

**AJ MURPHY****5**Utility • Senior • 5-11 • R/R
Goodyear, Ariz. • Millennium • San Diego State


2025				
-- AVG	-- OPS	-- HR	-- RBI	
CAREER				
.286 AVG	.728 OPS	11 HR	72 RBI	
2024 (SDSU)	25-93 .745 OPS	4 HR	19 RBI	
SDSU Last 10	6-22 .895 OPS	2 HR	5 RBI	
Current Streak	1 game (1-3)			



Comes to ASU after three seasons at San Diego State ... appeared in 43 of the Aztecs' 51 games last season, starting 29 ... batted .269 with five doubles, four home runs (second on the team), 19 RBIs and 11 runs scored ... did not make an error all season ... batted .271 with two doubles, five home runs, 21 RBIs and 13 runs scored as a junior and .324 with two home runs and 26 RBIs as a freshman.



SUN DEVIL HITTERS

**MADDIE OKANO****17**Infielder • Sophomore • 5-7 • R/R
Gilbert, Ariz. • Gilbert • UT Tyler

2025				
-- AVG	-- OPS	-- HR	-- RBI	
CAREER				
-- AVG	-- OPS	-- HR	-- RBI	
2024	--	-- OPS	-- HR	-- RBI
ASU Last 10	--	-- OPS	-- HR	-- RBI
Current Streak	--			




Appeared in 35 games as a freshman for UT Tyler, including 16 starts ... batted .245 with a .321 slugging percentage and .368 on-base percentage ... recorded three extra-base hits and 17 RBI ... AIA 6A Central All-Region First Team (2023) ... AIA 5A San Tan All-Region First Team (2022) ... Gilbert High School Defensive MVP (2022) ... Colorado Sparkler All-American (2021, 2022).

**SAMANTHA SWAN****32**Catcher • Sophomore • 5-3 • R/R
Georgetown, Texas • Georgetown

2025				
-- AVG	-- OPS	-- HR	-- RBI	
CAREER				
-- AVG	-- OPS	-- HR	-- RBI	
.214 AVG	.640 OPS	4 HR	12 RBI	
2024	15-70 .640 OPS	4 HR	12 RBI	
ASU Last 10	3-25 .235 OPS	0 HR	2 RBI	
Current Streak	0-3 (1 game)			



In her first season in Tempe she appeared in 36 games and made 24 starts ... batted .214 for her first season and had 15 hits, scored 10 runs with four home runs and 12 RBIs ... recorded two multi-hit games during the year ... smashed a three-run home run against Ohio State ... hit her first collegiate home run against Texas State ... first career hit was an RBI double against St. Thomas.

**SYDNEY SAENZ****14**Utility • Junior • 5-6 • R/R
El Paso, Texas • Americas • Oregon State

2025				
-- AVG	-- OPS	-- HR	-- RBI	
CAREER				
-- AVG	-- OPS	-- HR	-- RBI	
.000 AVG	.154 OPS	0 HR	0 RBI	
2024 (OSU)	0-7 .000 OPS	0 HR	0 RBI	
OSU Last 10	0-0 .000 OPS	0 HR	0 RBI	
Current Streak	0-11 (7 games)			



Transfers to ASU after two seasons at Oregon State ... played in five games with one start last season ... appeared in three games as a freshman ... scored in debut ... named the Defensive Player of the Year in District 1-6A by the El Paso Times as a high school senior ... helped lead AHS to state semifinals in senior

season.

**TANYA WINDLE****44**Outfielder • Junior • 5-6 • L/R
Peoria, Ariz. • Cactus • Utah Tech

2025				
-- AVG	-- OPS	-- HR	-- RBI	
CAREER				
-- AVG	-- OPS	-- HR	-- RBI	
.404 AVG	1.032 OPS	5 HR	58 RBI	
2024	52-141 .889 OPS	1 HR	25 RBI	
ASU Last 10	10-30 .922 OPS	1 HR	5 RBI	
Current Streak	0-4 (2 games)			



Named NFCA All-West Region Third Team in 2024 ... led the team with a .369 batting average and also led the team with 52 hits ... added 24 runs scored, 25 RBIs, 10 doubles, two triples and a home run ... had 15 multi-hit games this season, including five games with 3-hits ... tallied 14 hits during a 7-game hitting stream during March ... was the WAC Freshman of the Year in 2023 at Utah Tech.

**CORIE SHULL****19**Utility • Freshman • 5-6 • R/R
Queen Creek, Ariz. • Queen Creek

2025				
-- AVG	-- OPS	-- HR	-- RBI	
CAREER				
-- AVG	-- OPS	-- HR	-- RBI	
2024	--	-- OPS	-- HR	-- RBI
ASU Last 10	--	-- OPS	-- HR	-- RBI
Current Streak	--			



Batted .431 with 47 hits and 26 RBIs as a senior for Queen Creek ... added 14 doubles, one triple and five home runs ... finished high school with .408 batting average, 111 hits, 27 doubles and 53 RBIs ... stole 33 bases during junior and senior seasons ... recorded 73 strikeouts in 55.1 innings in the circle during senior season ... totaled 233 strikeouts in 181.2 innings in four seasons of high school action.



SCORELESS INNINGS

SCORELESS INNINGS	2025	Career
Kenzie Brown	--	77
Cambree Creager	--	0
Meika Lauppe	--	16
Julianne Tipton	--	0
TOTAL	--	93

CONSECUTIVE	Active	2025	Career
Kenzie Brown	--	13.0	
Cambree Creager	--	--	
Meika Lauppe	--	3.2	
Julianne Tipton	--	--	

PERFECT INNINGS	2025	Career
Kenzie Brown	--	25
Cambree Creager	--	0
Meika Lauppe	--	2
Julianne Tipton	--	0
TOTAL	--	27

STRIKEOUTS

PITCHER	K	K%	KL	KL%
Kenzie Brown				
Cambree Creager				
Meika Lauppe				
Julianne Tipton				
TOTAL				

IN THE CIRCLE

	ERA	WHIP	BAA	W-L	SHO	H	R	ER	BB	K	K/7
Starters											
Relievers											
BY MONTH	ERA	WHIP	BAA	W-L	SHO	H	R	ER	BB	K	K/7
February											
March											
April											
May											
BY LOCATION	ERA	WHIP	BAA	W-L	SHO	H	R	ER	BB	K	K/7
Home											
Away											
Neutral											
BY OPPONENT	ERA	WHIP	BAA	W-L	SHO	H	R	ER	BB	K	K/7
Arizona											
ASU Invitational											
Baylor											
BYU											
Grand Canyon											
Iowa State											
Kajikawa Classic											
Kansas											
Littlewood Classic											
Oklahoma State											
Stetson											
Sun Devil Classic											
Texas Tech											
UCF											
UNLV											
Utah											
UTEP											

INDIVIDUAL BREAKDOWN

STARTING PITCHERS

Stats are for starts only.

PITCHER	GS	CG	SHO	IP	IP/S	TP/S	W/L	ERA	BAA	WHIP	BB/7	K/7	5+	QS	QS%	RS/7	AFTER LOSS	TEAM REC
Kenzie Brown	0	0	0	0.0	0.0	0.00	0-0	0.00	.000	0.00	0.00	0.00	0	0	0%	0.00	0-0	0-0
Cambree Creager	0	0	0	0.0	0.0	0.00	0-0	0.00	.000	0.00	0.00	0.00	0	0	0%	0.00	0-0	0-0
Meika Lauppe	0	0	0	0.0	0.0	0.00	0-0	0.00	.000	0.00	0.00	0.00	0	0	0%	0.00	0-0	0-0
Julianne Tipton	0	0	0	0.0	0.0	0.00	0-0	0.00	.000	0.00	0.00	0.00	0	0	0%	0.00	0-0	0-0
TOTALS	0	0	0	0.0	0.0	0.00	0-0	0.00	.000	0.00	0.00	0.00	0	0	0%	0.00	0-0	0-0

FROM THE BULLPEN

Stats are for relief appearances only.

PITCHER	APP	IP	W-L	SV	HLD	ERA	BAA	WHIP	BB/7	K/7	FIRST BATTER FACED				INHERITED	
											RCH-PA	RCH%	K	K%	RI-LOB	LOB%
Kenzie Brown	0	0.0	0-0	0	0	0.00	.000	0.00	0.00	0.00	0-0	.000	0	0%	0-0	0%
Cambree Creager	0	0.0	0-0	0	0	0.00	.000	0.00	0.00	0.00	0-0	.000	0	0%	0-0	0%
Meika Lauppe	0	0.0	0-0	0	0	0.00	.000	0.00	0.00	0.00	0-0	.000	0	0%	0-0	0%
Julianne Tipton	0	0.0	0-0	0	0	0.00	.000	0.00	0.00	0.00	0-0	.000	0	0%	0-0	0%
TOTALS	0	0.0	0-0	0	0	0.00	.000	0.00	0.00	0.00	0-0	.000	0	0%	0-0	0%



SUN DEVIL PITCHERS



KENZIE BROWN

Pitcher • Senior • 5-11 • L/R
Lake City, Ill. • ALAH • Tulsa

10

2025		
-- ERA	-- WHIP	0-0 W-L
-- BAA	-- K/7	-- BB/7
CAREER		
5.36 ERA	1.83 WHIP	13-9 W-L
.263 BAA	6.69 K/7	5.42 BB/7
5+ Strikeouts	-- SEASON	4 CAREER
4 IP & 2 ER of less	-- SEASON	4 CAREER



Returns in 2025 after missing last season with an injury ... led the Sun Devils in 2023 with 31 appearances ... finished with a team-best 10 wins and 76 strikeouts ... allowed only 71 hits in 74 innings pitched with just 14 for extra bases ... allowed two runs (one earned) in five innings of relief at GCU on April 16 ... pitched all three games and 9.2 innings of the Utah series without allowing an earned run ... allowed one run in 2.2 innings of relief to earn the win over Utah Valley on February 24 ... earned first career win – in first career start – by recording three strikeouts against Memphis on February 17.

HIGHS & LOWS

SEASON		CAREER
--	Innings	5.2; Minnesota (3/5/22)
--	Low-Hit CG	1; Memphis (2/11/23)
--	Hits	8 (2x); Utah (4/7/23)
--	Low-Run CG	0; Memphis (2/11/23)
--	Runs	9; Wichita State (4/2/22)
--	Earned Runs	6 (3x); Utah (4/7/23)
--	Walks	5; Minnesota (3/5/22)
--	SOs	9; Memphis (2/11/23)
--	Pitches	117; Minnesota (3/5/22)
--	W-Streak	6; (5/7/22 - 2/25/23)

2025 BREAKDOWN

	H-AB	AVG
vs. Left		
vs. Right		
vs. Leadoff		
w/Runners		
w/Empty		
w/2-outs		
Fly/Ground		

2025 APPEARANCES

0-0, 0.00 ERA

DATE	OPPONENT	RESULT	DEC	G	GS	IP	H	R	ER	BB	SO	HR	NP	RS	W-L	SV	ERA	K7	RS7
FEBRUARY																			
2025 TOTALS																			
CAREER				53	13	126.2	134	123	97	98	121	18	--	154	13-9	0	5.36	6.69	3.95



SUN DEVIL PITCHERS



CAMBREE CREAGER

Pitcher • Freshman • 5-11 • R/R
Georgetown, Texas • Georgetown

8

2025		
-- ERA	-- WHIP	0-0 W-L
-- BAA	-- K/7	-- BB/7
CAREER		
-- ERA	-- WHIP	0-0 W-L
-- BAA	-- K/7	-- BB/7
5+ Strikeouts	-- SEASON	0 CAREER
4 IP & 2 ER of less	-- SEASON	0 CAREER



Had quite an illustrious career in high school, being named All-State in 2021, 2022 and 2024 ... was named the 2024 5A/6A athlete of the year in addition to a spot on the THSCA super elite team ... named the 2023 Central Texas pitcher of the year while posting a top-six alliance ERA ... closed out her high school career with back-to-back Pitcher of the Year honors in 2023 and 2024, including a district 5A MVP in 2023.

SEASON	HIGHS & LOWS	CAREER
--	Innings	--
--	Low-Hit CG	--
--	Hits	--
--	Low-Run CG	--
--	Runs	--
--	Earned Runs	--
--	Walks	--
--	SOs	--
--	Pitches	--
--	W-Streak	--

2025 BREAKDOWN

	H-AB	AVG
vs. Left		
vs. Right		
vs. Leadoff		
w/Runners		
w/Empty		
w/2-outs		
Fly/Ground		

2025 APPEARANCES

0-0, 0.00 ERA

DATE	OPPONENT	RESULT	DEC	G	GS	IP	H	R	ER	BB	SO	HR	NP	RS	W-L	SV	ERA	K7	RS7
FEBRUARY																			
2025 TOTALS																			



SUN DEVIL PITCHERS



MEIKA LAUPPE

Pitcher • Sophomore • 5-10 • R/R
Pleasant Grove, Calif. • East Nicolaus

27

2025		
-- ERA	-- WHIP	0-0 W-L
-- BAA	-- K/7	-- BB/7
CAREER		
4.72 ERA	2.18 WHIP	2-1 W-L
.366 BAA	3.15 K/7	4.03 BB/7
5+ Strikeouts	-- SEASON	0 CAREER
4 IP & 2 ER of less	-- SEASON	2 CAREER



Made 17 appearances in the circle and made her only start against Memphis last season as a freshman ... threw 40 innings and recorded a 4.76 ERA with 18 strikeouts ... in her first collegiate start, she got her first win after throwing five innings against Memphis recording four strikeouts ... recorded her second win of the year throwing 2.2 innings against Utah Valley.

HIGHS & LOWS

SEASON	CAREER
-- Innings	5 (2x); Grand Canyon (4/16/24)
-- Low-Hit CG	10; Memphis (2/17/24)
-- Hits	10; Memphis (2/17/24)
-- Low-Run CG	5; Memphis (2/17/24)
-- Runs	6 (2x); UCLA (5/4/24)
-- Earned Runs	6 (2x); UCLA (5/4/24)
-- Walks	4; Stanford (4/6/24)
-- SOs	4 (2x); Stanford (4/6/24)
-- Pitches	87; Memphis (2/17/24)
-- W-Streak	

2025 BREAKDOWN

H-AB	AVG
vs. Left	
vs. Right	
vs. Leadoff	
w/Runners	
w/Empty	
w/2-outs	
Fly/Ground	

2025 APPEARANCES

0-0, 0.00 ERA

DATE	OPPONENT	RESULT	DEC	G	GS	IP	H	R	ER	BB	SO	HR	NP	RS	W-L	SV	ERA	K7	RS7
FEBRUARY																			
2025 TOTALS																			
CAREER				17	1	40.0	64	41	27	23	18	4	--	13	2-1	0	4.72	3.15	18.20



SUN DEVIL PITCHERS



JULIANNE TIPTON

Pitcher • Freshman • 5-7 • R/R
Mount Carmel, Tenn. • Dobyns Bennett

8

2025		
-- ERA	-- WHIP	0-0 W-L
-- BAA	-- K/7	-- BB/7
CAREER		
-- ERA	-- WHIP	0-0 W-L
-- BAA	-- K/7	-- BB/7
5+ Strikeouts	-- SEASON	0 CAREER
4 IP & 2 ER of less	-- SEASON	0 CAREER



A four-year varsity starter ... was named to the District All-Tournament team her freshman, sophomore, and junior years ... was the Offensive Player of the Year at DBHS in 2021, the Defensive Player of the Year at DBHS in 2022, and the Pitcher of the Year at DBHS in 2023 ... was named the District 4A Pitcher of the Year, Sweet 16 Player of the Year, and All-State as a senior ... honored with the Ruth Springer Memorial Award, an honor given to an outstanding female athlete with high moral character ... helped her team to their first-ever state appearance and aided in their first Tennessee 4A state title her senior year ... in the 467 innings as a senior year, had 10 shutouts and four no-hitters ... had over 600 strikeouts in her high school career.

HIGHS & LOWS

SEASON		CAREER
--	Innings	--
--	Low-Hit CG	--
--	Hits	--
--	Low-Run CG	--
--	Runs	--
--	Earned Runs	--
--	Walks	--
--	SOs	--
--	Pitches	--
--	W-Streak	--

2025 BREAKDOWN

	H-AB	AVG
vs. Left		
vs. Right		
vs. Leadoff		
w/Runners		
w/Empty		
w/2-outs		
Fly/Ground		

2025 APPEARANCES

0-0, 0.00 ERA

DATE	OPPONENT	RESULT	DEC	G	GS	IP	H	R	ER	BB	SO	HR	NP	RS	W-L	SV	ERA	K7	RS7
FEBRUARY																			
2025 TOTALS																			

[illegible][illegible][illegible]

ORD	#	NAME	POS
1			
2			
3			
4			
5			
6			
7			
8			
9			

<i>PLAYER</i>	<i>PH</i>	<i>PR</i>	<i>DEF</i>	<i>TOT</i>



HIGHS & LOWS

TEAM BATTING

Most Runs - Sun Devils
 Most Runs - Opp
 Most Runs - Both Teams
 Most Runs - Inning - Sun Devils
 Most Runs - Inning - Opp
 Most Hits - Sun Devils
 Most Hits - Opp
 Most Hits - Both Teams
 Fewest Hits - Sun Devils
 Most Extra-Base Hits - Sun Devils
 Most Extra-Base Hits - Opp
 Most Singles - Sun Devils
 Most Doubles - Sun Devils
 Most Triples - Sun Devils
 Most Home Runs - Sun Devils
 Most Home Runs - Opp
 Most Stolen Bases - Sun Devils
 Most Stolen Bases - Opp
 Most Left on Base - Sun Devils
 Most Left on Base - Opp

TEAM PITCHING & DEFENSE

Most Strikeouts - Sun Devils
 Most Strikeouts - Opp
 Fewest Strikeouts - Sun Devils
 Fewest Strikeouts - Opp
 Most Walks - Sun Devils
 Most Walks - Opp
 Fewest Walks - Sun Devils
 Fewest Walks - Opp
 Fewest Hits Allowed - Sun Devils
 Most Errors - Sun Devils
 Most Errors - Opp
 Most Double Plays - Sun Devils
 Most Double Plays - Opp

TEAM MISCELLANEOUS

Longest Winning Streak
 Longest Losing Streak
 Longest Game - Innings
 Longest Game - Time (Overall)
 Longest Game - Time (7-inn game)
 Shortest Game - Time (Overall)
 Shortest Game - Time (7-inn game)
 Largest Crowd (Home)
 Largest Crowd (Road)
 Consecutive Games - Home Run
 Consecutive Games - XBH
 Consecutive Games - Stolen Base
 Consecutive Errorless Games

INDIVIDUAL BATTING

At bats
 Runs scored
 Hits
 RBIs
 Doubles
 Triples
 Home runs
 Total bases
 Walks
 Strikeouts
 Sac hits
 Sac flies
 Stolen bases
 Hit by pitch
 Caught stealing
 Runners LOB

INDIVIDUAL FIELDING

Putouts
 Assists
 Errors
 Passed balls

INDIVIDUAL PITCHING

Innings pitched
 Runs allowed
 Earned runs
 Walks allowed
 Strikeouts
 Hits allowed
 Doubles allowed
 Triples allowed
 Homers allowed
 Wild pitches
 Hit batters



THE LAST TIME

BATTING

AN ASU TEAM

Had 10+ hits	10; California (4/26/24)
Had 15+ hits	15; UC San Diego (3/1/24)
Scored 5+ runs	5; California (Apr 27)
Scored 10+ runs	15; UC San Diego (3/1/24)
Scored 15+ runs	15; UC San Diego (3/1/24)
Scored 20+ runs	21; Grand Canyon (4/6/21)
Hit 4+ doubles	4; at Washington (3/10/24)
Hit a triple	vs. Oregon State (5/8/24)
Hit 2+ triples	2; vs. Oregon State (5/8/24)
Hit 2+ home runs	3; California (4/27/24)
Hit 3+ home runs	3; California (4/27/24)
Hit 4+ home runs	4; Boise State (3/4/23)
Hit 5+ home runs	6; UTEP (3/6/21)
Hit 6+ home runs	6; UTEP (3/6/21)
Stole 4+ bases	4; vs. Oregon State (5/8/24)
10+ Runners LOB	11 California (4/28/24)

A SUN DEVIL PLAYER

Had 3+ hits	Alesia Denby [3] vs. Oregon State (N) (5/8/24)
Had 4+ hits	Jazmine Hill [4] vs. Northwestern (5/28/22)
Scored 3+ runs	Yannixa Acuna [3] vs. Utah Valley (2/24/24)
Scored 4+ runs	Jazmine Hill [4] vs. Illinois State (2/19/22)
Had 4+ RBIs	Sara Kinch [4] at Arizona (4/21/24)
Had 5+ RBIs	Jazmine Hill [7] vs. Michigan State (3/4/23)
Had 6+ RBIs	Jazmine Hill [7] vs. Michigan State (3/4/23)
Had 7+ RBIs	Jazmine Hill [7] vs. Michigan State (3/4/23)
Hit 2+ doubles	Jordyn VanHook [2] vs. California (4/26/24)
Hit a triple	Denby & Windle vs. Oregon State (N) (5/8/24)
Hit 2+ triples	Makenna Harper [2] vs. CSUN (2/9/23)
Hit 2+ home runs	Kelsey Hall [2] at Grand Canyon (4/16/24)
Hit walk-off home run	Audrey LeClair vs. California (4/27/24)
Hit a grand slam	Sara Kinch at Arizona (4/21/24)
Led off 1st inn. with HR	Yanni Acuña at California (3/24/23)
Stole 3+ bases	Yanni Acuña [5] at Utah (4/8/23)
Stole 4+ bases	Yanni Acuña [5] at Utah (4/8/23)
Stole 5+ bases	Yanni Acuña [5] at Utah (4/8/23)
Drew 3+ walks	Kelsey Hall [3] vs. UTEP-1 (2/21/24)
Drew 4+ walks	Cheyenne Coyle [4] vs. Arizona (3/30/14)

AN OPPOSING TEAM

Had 10+ hits	14 vs. UCLA (5/5/24)
Had 15+ hits	15 vs. California (4/26/24)
Scored 5+ runs	6 vs. UCLA (N) (5/9/24)
Scored 10+ runs	12 vs. UCLA (5/4/24)
Scored 15+ runs	15 vs. Arizona (4/17/21)
Hit 4+ doubles	4 vs. UCLA (5/5/24)
Hit a triple	vs. Utah (4/12/24)
Hit 2+ triples	2 vs. Washington (3/31/23)
Hit 2+ home runs	5 vs. UCLA (5/4/24)
Stole 4+ bases	4 vs. Washington (4/2/23)
10+ Runners LOB	11 vs. UCLA (5/3/24)

AN OPPOSING PLAYER

Had 3+ hits	Maya Brady [4] vs. UCLA (5/5/24)
Had 4+ hits	Maya Brady [4] vs. UCLA (5/5/24)
Scored 3+ runs	Kaiah Altmeyer [3] at Arizona (4/20/24)
Had 3+ RBIs	Megan Grant [3] vs. UCLA (N) (5/9/24)
Hit 2+ doubles	Shonty Passi [2] vs. Utah (4/12/24)
Hit a triple	Julia Jimenez vs. Utah (4/12/24)
Hit 2+ home runs	Maya Brady [2] vs. UCLA (5/4/24)

PITCHING

AN ASU TEAM

Threw a no-hitter	vs. Arizona [5 inn.] (3/27/22)
Threw a perfect game	vs. Arizona [5 inn.] (3/27/22)
Threw a shutout	vs. UTEP-2 (2/21/24)
Recorded 10+ strikeouts	11 vs. James Madison (3/1/24)
Recorded 15+ strikeouts	15 vs. Cal State Fullerton (2/23/20)

A SUN DEVIL PLAYER

Threw a no-hitter	Marissa Schuld vs. Arizona [5 inn.] (3/27/22)
Threw a perfect game	Marissa Schuld vs. Arizona [5 inn.] (3/27/22)
Threw a shutout	Marissa Schuld vs. UTEP-2 (2/21/24)
Recorded 10+ strikeouts	Mac Osborne [10] vs. Maine (2/10/24)
Recorded 15+ strikeouts	Giselle Juarez [15] at Oregon State (4/8/18)
Gave up 10+ hits	Deborah Jones [13] at Arizona (4/21/24)
Walked 5+ batters	Deborah Jones [6] vs. UCLA (5/3/24)

AN OPPOSING TEAM

Threw a no-hitter	vs. UCF (3/17/23)
Threw a shutout	vs. Utah (4/14/24)
Recorded 10+ strikeouts	10 at Stanford (4/5/24)
Recorded 15+ strikeouts	15 at Oklahoma State (3/17/23)

AN OPPOSING PLAYER

Threw a no-hitter	Grace Jewell vs. UCF (3/17/23)
Threw a shutout	Kaitlyn Terry vs. UCLA (N) (5/9/24)
Recorded 10+ strikeouts	NiJaree Canady [10] at Stanford (4/5/24)
Recorded 15+ strikeouts	Kelly Maxwell [15] at Oklahoma State (3/17/23)
Gave up 10+ hits	Jessica Mullins [10] vs. Texas State (2/22/24)
Walked 5+ batters	Ruby Meylan [5] vs. Washington (4/2/23)

FIELDING

AN ASU TEAM

Did not commit an error	vs. UCLA (N) (5/9/24)
Committed 2+ errors	3 vs. California (4/26/24)
Turned a double play	vs. UCLA (N) (5/9/24)
Turned a triple play	

A SUN DEVIL PLAYER

Recorded 10+ putouts	Audrey LeClair [10] vs. California (4/28/24)
Recorded 15+ putouts	Cydney Sanders [19] vs. Northwestern (5/27/22)
Recorded 5+ assists	Libby Walsh [5] vs. UCLA (N) (5/9/24)
Committed 2+ errors	Libby Walsh [2] vs. California (4/26/24)

AN OPPOSING TEAM

Did not commit an error	vs. UCLA (5/3/24)
Committed 2+ errors	2 vs. California (4/27/24)
Turned a double play	vs. Oregon State (N) (5/8/24)
Turned a triple play	

AN OPPOSING PLAYER

Recorded 10+ putouts	Ashley Trierweiler [11] at Grand Canyon (4/16/24)
Recorded 15+ putouts	Tuck [15] at Oklahoma State (3/17/23)
Recorded 5+ assists	S.Groshong-Kirk [7] at Grand Canyon (4/16/24)
Committed 2+ errors	Acacia Anders [2] vs. California (4/27/24)

MISCELLANEOUS













AN ASU TEAM

Won in extra-innings	3-2 [9] at San Diego-2 (3/27/24)
Won by run-rule	15-0 [5] vs. North Florida (3/2/24)
6+ runs in an inning	6 [5th] vs. Utah (4/13/24)
10+ runs in an inning	10 [1st] vs. Memphis (2/17/24)



BIG 12 STANDINGS



	BIG 12 GAMES								OVERALL							
	W	L	%	GB	RS-RA	+/-	H	A	W	L	%	RS-RA	+/-	H	A	N
 Arizona	0	0	.000	--	0-0	0	0-0	0-0	0	0	.000	0-0	0	0-0	0-0	0-0
 Arizona State	0	0	.000	0.0	0-0	0	0-0	0-0	0	0	.000	0-0	0	0-0	0-0	0-0
 Baylor	0	0	.000	0.0	0-0	0	0-0	0-0	0	0	.000	0-0	0	0-0	0-0	0-0
 BYU	0	0	.000	0.0	0-0	0	0-0	0-0	0	0	.000	0-0	0	0-0	0-0	0-0
 Houston	0	0	.000	0.0	0-0	0	0-0	0-0	0	0	.000	0-0	0	0-0	0-0	0-0
 Iowa State	0	0	.000	0.0	0-0	0	0-0	0-0	0	0	.000	0-0	0	0-0	0-0	0-0
 Kansas	0	0	.000	0.0	0-0	0	0-0	0-0	0	0	.000	0-0	0	0-0	0-0	0-0
 Oklahoma State	0	0	.000	0.0	0-0	0	0-0	0-0	0	0	.000	0-0	0	0-0	0-0	0-0
 Texas Tech	0	0	.000	0.0	0-0	0	0-0	0-0	0	0	.000	0-0	0	0-0	0-0	0-0
 UCF	0	0	.000	0.0	0-0	0	0-0	0-0	0	0	.000	0-0	0	0-0	0-0	0-0
 Utah	0	0	.000	0.0	0-0	0	0-0	0-0	0	0	.000	0-0	0	0-0	0-0	0-0

2025 BIG 12 SOFTBALL
PRESEASON POLL

1. Oklahoma State - 99 (9)
2. Texas Tech - 90 (2)
3. Arizona - 81
4. Baylor - 75
5. BYU - 54
6. Utah - 52
7. UCF - 51
8. **Arizona State - 36**
9. Kansas - 34
10. Iowa State - 23
11. Houston - 10

2025 BIG 12 SOFTBALL
PRESEASON TEAM

Dakota Kennedy, Arizona, Jr., OF*
 Regan Shockey, Arizona, So., UTL*
Kelsey Hall, Arizona State, Gr., OF
 Turiya Coleman, Baylor, Sr., C/INF
 Shaylon Govan, Baylor, Sr., INF*
 Lily Owens, BYU, Jr., UTL*
 Angelina Allen, Iowa State, Sr., OF
 Katie Brooks, Kansas, Sr., P/UTL
 Presley Limbaugh, Kansas, Jr., OF
 RyLee Crandall, Oklahoma State, Jr., P
 Megan Delgadillo, Oklahoma State, Gr., OF
 Tallen Edwards, Oklahoma State, Jr., UTL
 Karli Godwin, Oklahoma State, So., INF
 Ruby Meylan, Oklahoma State, Jr., P
 Claire Timm, Oklahoma State, Jr., OF
 NiJaree Canady, Texas Tech, Jr., P*
 Mihyia Davis, Texas Tech, Jr., OF
 Kaylah Nelsen, Utah, Sr., OF

*unanimous selection

BIG 12 TEAM LEADERS
Average

On Base Pct

Slugging Pct

ERA

Opposing Batting Average

Fielding Pct

BIG 12 BATTING LEADERS
Average

OPS

Hits

Home Runs

RBI's

Stolen Bases

BIG 12 PITCHING LEADERS
ERA

Opposing Batting Average

Innings Pitched

Strikeouts

Wins



NATIONAL POLLS

USA TODAY / NFCA Preseason Poll -- January 28				
RK	SCHOOL	PTS	WLT	LW
1.	Texas (15)	757	0-0	
2.	Oklahoma (10)	737	0-0	
3.	Florida (6)	733	0-0	
4.	Oklahoma State	648	0-0	
5.	UCLA	623	0-0	
6.	Tennessee	605	0-0	
7.	Duke	551	0-0	
8.	Texas A&M	549	0-0	
9.	Florida State	480	0-0	
10.	LSU	462	0-0	
11.	Alabama	443	0-0	
12.	Georgia	378	0-0	
13.	Texas Tech	367	0-0	
14.	Arkansas	333	0-0	
15.	Missouri	323	0-0	
16.	Arizona	306	0-0	
17.	Virginia Tech	247	0-0	
18.	Stanford	203	0-0	
19.	Nebraska	189	0-0	
20.	Baylor	166	0-0	
21.	Northwestern	160	0-0	
22.	Washington	136	0-0	
23.	Oregon	125	0-0	
24.	Mississippi State	98	0-0	
25.	Clemson	80	0-0	

ESPN / USA SOFTBALL Preseason Poll -- January 21				
RK	SCHOOL	REC	PTS	LAST
1.	Texas (15)	55-10	615	2
2.	Florida (4)	54-15	592	3
3.	Oklahoma (6)	59-7	583	1
4.	Oklahoma State	49-12	524	7
5.	Tennessee	44-12	510	9
6.	UCLA	43-12	507	5
7.	Texas A&M	44-15	474	10
8.	Duke	52-9	451	8
9.	LSU	44-17	384	11
10.	Texas Tech	29-21	378	-
11.	Alabama	39-20	355	6
12.	Florida State	46-16	330	14
13.	Arkansas	37-18	292	17
14.	Georgia	43-19	278	13
15.	Missouri	46-18	270	12
16.	Nebraska	30-23	251	-
17.	Arizona	37-18-1	249	15
18.	Virginia Tech	40-14-1	201	18
19.	Baylor	36-23	173	16
20.	Northwestern	35-13	142	23
21.	California	37-19	95	RV
22.	Michigan	43-18	93	RV
t23.	Stanford	50-17	61	4
t23.	Oregon	30-21	61	20
25.	Mississippi State	34-20	56	22

NCAA RPI End 2024 Season			
RK	SCHOOL	WLT	ASU RESULT
1.	Texas	55-10	
2.	Oklahoma	59-7	
3.	Florida	54-15	Feb. 21
4.	Duke	52-9	
5.	LSU	44-17	
6.	UCLA	43-12	
7.	Stanford	50-17	
8.	Missouri	48-18	
9.	Oklahoma State	49-12	Apr. 2
10.	Tennessee	44-12	

Big 12 Schools			
9.	Oklahoma State	49-12	Apr. 2
16.	Baylor	36-23	Apr. 17-19
19.	Arizona	37-18-1	Mar. 21-23
39.	Texas Tech	29-21	Apr. 25-27
40.	UCF	31-25	Mar. 14-16
41.	Utah	35-22	Apr. 11-13
46.	BYU	31-23	Mar. 6-8
50.	Kansas	28-25-1	Apr. 4-6
88.	Arizona State	20-31	
89.	Iowa State	20-31	Mar. 28-30
92.	Houston	25-30	

ASU Opponents			
3.	Florida	54-15	Feb. 21
22.	California	37-19	Feb. 9
26.	Washington	32-15	Feb. 15
30.	Oregon	30-21	Feb. 13
35.	Miami (OH)	49-9	Feb. 7, 8
49.	Grand Canyon	50-13	Feb. 18/Apr. 15
76.	Minnesota	28-25	Feb. 8
78.	Oregon State	21-29	Feb. 27/Mar. 2
101.	UNLV	31-19	Mar. 18
103.	Sacramento State	28-20	Feb. 22
107.	New Mexico State	30-25	Feb. 23
113.	Maryland	24-30	Feb. 6
126.	Belmont	30-20	Feb. 15
128.	UTEP	26-21	Mar. 1/Apr. 9
135.	Utah Valley	25-28	Feb. 16
152.	California Baptist	33-25	Feb. 21
153.	Weber State	22-28	Feb. 14
155.	Seattle U.	23-32	Feb. 28
165.	Utah State	22-28	Mar. 1
167.	Yale	20-26	Feb. 28
188.	Stetson	15-37	Mar. 12
209.	Portland State	19-24	Feb. 22
272.	North Dakota	12-42	Feb. 14

SUN DEVILS IN THE POLLS

POLL	PRE Jan 28	1 Feb 11	2 Feb 18	3 Feb 25	4 Mar 4	5 Mar 11	6 Mar 18	7 Mar 25	8 Apr 1	9 Apr 8	10 Apr 15	11 Apr 22	12 Apr 29	13 May 6	14 May 13	15 May 20
USA Today / NFCA	--															
ESPN / USA Softball	--															
D1 Softball	--															
Softball America	--															
NCAA RPI	--	--	--	--												
D1 Softball Diamond	--															

SUN DEVIL NFCA POLL HISTORY Since 1995

First Poll Appearance	No. 22	Most Consecutive Polls Ranked No. 1	6
	March 20, 1996	(2x) Last: April 26, 2011 – January 24, 2012	
Highest Ranking All-Time	No. 1	Most Consecutive Polls Ranked Top 10	70
	(14x) Last: January 24, 2012	March 28, 2006 – May 11, 2010	
Total Polls Ranked	367	Last Time Ranked	No. 22
Most Consecutive Polls Ranked	168		March 14, 2023
	February 21, 2006 – April 20, 2016	Polls Since	27



TEAM RANKINGS

End 2024	Stat	Pac-12	NCAA
Batting Average	.279	7	107
Double Plays per Game	0.41	4	44
Doubles	68	5	107
Doubles per Game	1.33	4	92
Earned Run Average	4.78	9	245
Fielding Percentage	.965	8	122
Hit Batters	32	5	199
Home Runs per game	0.90	6	55
On Base Percentage	.353	8	139
Scoring	4.65	7	107
Shutouts	3	9	215
Slugging Percentage	.460	6	53
Stolen Bases per Game	1.39	3	54
Strikeout-to-Walk Ratio	1.45	8	168
Total Stolen Bases	71	2	54
Triples per Game	0.33	1	10
Walks	119	8	214
WL Percentage	.392	9	221

HONORS

CAMBREE CREAGER

- D1 Softball D100 Freshman Watch List
- Softball America Freshman Watch List

KELSEY HALL

- Big 12 Preseason Team

TIARE HO-CHING

- D1 Softball D100 Freshman Watch List
- Softball America Freshman Watch List

JULIANNE TIPTON

- D1 Softball D100 Freshman Watch List
- Softball America Freshman Watch List

TANYA WINDLE

- D1 Softball #30 Outfielder

INDIVIDUAL RANKINGS (End 2024 / Returners)

Player	Statistic	Stat	Pac-12	NCAA
Kelsey Hall	Hit By Pitch	6	7	265
	Sacrifice Flies	4	6	65



ALBERTA B. FARRINGTON SOFTBALL STADIUM



Arizona State University will celebrate the 25th anniversary of Alberta B. Farrington Softball Stadium this season, which was unveiled in 2000 as the home of Sun Devil Softball. During its time as one of the premier softball facilities in the country, Farrington Stadium has welcomed over 800,000 spectators to witness ASU

win nearly 700 games, hosting 11 Regionals and nine Super Regionals. Those large crowds have created an amazing home environment known across the country as Club Farrington.

Farrington Stadium features individual seats in the lower section between the dugouts and chair-back bleachers in the upper sections, with a capacity for 1,535 fans. The new Lapan Sunshine Devil Deck will open in 2025 above the clubhouse down the third baseline, and a grass berm located just beyond the first base dugout provides an additional spectator area.

The stadium has several amenities that make it one of the premier softball stadiums in the country. Sunken dugouts are lighted for night games and have recessed, individual bat slots and locker room access. The playing surface and outfield grass were completely replaced during the offseason. In addition, there is a built-in concession stand, a team shop, restrooms and locker rooms for the visiting team and officials.

Upgrades to the Sun Devil clubhouse were completed last spring to give the team a modern locker room and team area. The redesigned space also added new coaches' offices, locker areas, and a new training room.

The Betsy and Kent Bro Softball Hitting Facility, located down the left field line, opened in 2020 and provides the Sun Devils year-round access to batting cages and the latest technology.

After adding a press box and extending the outfield fences before the 2013 season, Farrington was again upgraded before the beginning of the 2014 season. Solar panels were added above the stands, providing shade to most in the upper deck seats. The facility has also received two major awards for design and excellence in architecture.



STADIUM FACTS

Opened (Capacity)	2000 (1,535)
Dimensions	L-202 C-210 R-202
All-Time Stadium Record	672-202 (.769)
All-Time Attendance (Average)	808,935 (975)

TOP 10 LARGEST CROWDS (Since 2010)

1.	2,264	Arizona	Mar. 30, 2014
2.	2,259	Arizona	Mar. 18, 2016
3.	2,243	Arizona	Mar. 28, 2014
4.	2,239	Arizona	Mar. 29, 2014
5.	2,226	Southern Miss	Apr. 26, 2014
6.	2,212	Arizona	Mar. 18, 2016
7.	2,203	Arizona	Mar. 23, 2012
8.	2,199	Arizona	Mar. 24, 2012
9.	2,188	UCLA	May 10, 2014
10.	2,176	Stanford	Mar. 22, 2014

2025 LARGEST CROWDS

1.
2.
3.
4.
5.
6.
7.
8.
9.
10.

RANKINGS

	Big 12	NCAA
Total Attendance	0	
Average Attendance	0	
% to Capacity	0.0%	



COACHING STAFF



MEGAN BARTLETT

Hometown Terre Haute, Ind.
 Education University of Notre Dame, 2005
 MBA Loyola University Chicago, 2007
 JD Northern Illinois, 2012
 Twitter @coachcbartlett

COACHING CAREER

Loyola Chicago, GA 2005-07
 Northern Illinois, Assistant 2007-12
 DePaul, Volunteer 2013-14
 Purdue, Assistant 2014-15
 Ball State, Head Coach 2016-20
 Texas, Assistant 2021-22
 Arizona State, Head Coach 2023-

Megan Bartlett took over as head coach of the Arizona State softball program in the summer of 2022, becoming the eighth head coach in the program's history.

With the start of a new season, Bartlett has a 183-165 (.526) career record that includes a 42-57 mark in her two seasons leading the Sun Devils.

With Bartlett at the helm, ASU saw Yanni Acuña be named NFCA All-American, NFCA All-Region, All-Pac-12 Conference, CSC Academic All-American and CSC Academic All-District. Jordan VanHook was also named All-Region, and Kylee Magee was named to the Pac-12 All-Freshman Team.

Bartlett guided the Sun Devils through a roster overhaul to finish 2023 with a 22-26 overall record. That included a series win over Women's College World Series participant Washington and an eight-game winning streak early in the season.

Prior to taking the Sun Devils, Bartlett spent two seasons as an assistant coach at the University of Texas. That followed five seasons in Indiana as a head coach building the Ball State softball program.

As the head coach at Ball State for five seasons (2016-20), Bartlett led the program to a 141-108 overall record (.567) while registering three consecutive 30-win seasons from 2017-19. Over that stretch, she helped guide the Cardinals to the 2018 Mid-American Conference (MAC) West Division title with that season's 37 victories marking the fourth-most wins in a single season in program history.

Bartlett began her coaching career as a graduate assistant coach at Loyola University Chicago (2005-07), where she was part of the 2007 Horizon League Coaching Staff of the Year while helping her squad to the league's regular season title.

From there, she moved on to become an assistant coach at Northern Illinois (2007-12), working with infielders and outfielders while also serving as the recruiting coordinator, offensive coordinator and camp coordinator.

After spending a single campaign at DePaul as a volunteer assistant coach for the 2014 Big East regular season and tournament champions (44-11), Bartlett moved on to become an assistant coach at Purdue (2014-15).

Bartlett was a four-year letter winner at Notre Dame (2002-05) under her maiden name Megan Ciolli, helping power the Irish to four NCAA Regional appearances, four Big East regular season championships and two Big East Tournament titles. A two-time NFCA All-American (2004, 2005), she captained the 2005 squad to a 46-15 mark while helping secure the program's first-ever NCAA Regional home contests.

The 2004 Big East Player of the Year, Bartlett completed her playing career at Notre Dame as the program's leader in hits (284) and stolen bases (76) while finishing in the top five in batting average (second - .368) and runs scored (second - 161). She also finished ranked in the UND career top 10 in doubles (ninth - 37), triples (seventh - 9), HRs (ninth - 13) and RBIs (10th - 101).

Bartlett graduated from the University of Notre Dame with a bachelor's degree of business administration in managerial consulting in 2005. She completed her master's of business administration in healthcare administration at Loyola University Chicago in 2007 and went on to earn a juris doctor from Northern Illinois in 2012.

A licensed attorney in the state of Illinois, she is married to Mike Bartlett, a former professional hockey player, and they have two daughters, Vivian and Maren.

ASSISTANT COACHES



JOSH BLOOMER
 Assistant Coach
 (Hitting Coach)
 First Season



JEREMY MANLEY
 Assistant Coach
 (Pitching Changes)
 Third Season



HAILEY DECKER
 Assistant Coach
 (1st Base Coach)
 Second Season

BARTLETT'S COACHING RECORD

Year	School	OVERALL				CONFERENCE			
		W	L	T	%	W	L	T	%
2016	Ball State	22	32	0	.407	8	16	0	.333
2017	Ball State	30	28	0	.517	14	10	0	.583
2018	Ball State	37	19	0	.661	16	7	0	.696
2019	Ball State	34	20	0	.630	9	8	0	.529
2020	Ball State	18	9	0	.667				
2023	Arizona State	22	26	0	.458	6	18	0	.250
2024	Arizona State	20	31	0	.392	3	21	0	.125
2025	Arizona State	0	0	0	.000	0	0	0	.000
8 Season Career		183	165	0	.526	56	80	0	.412
3 Seasons @ Arizona State		42	57	0	.424	9	39	0	.188
5 Seasons @ Ball State		141	108	0	.566	47	41	0	.534

SUPPORT STAFF



Mary Iakopo
 Dir. of Player Development



Andrew Hrnacar
 Grad Assistant



Morgan Hornback
 Grad Assistant



Kayla Lissy
 Grad Assistant



Hayden Corrado
 Manager



Lexi Ruiz
 Dir. of Operations



Peter Alosi
 Strength & Conditioning



Emily Wolfe
 Athletic Trainer



SEASON STATISTICS

ALL GAMES Minimum 2.5 Plate Appearances per game | Players must play in 75% of their team's games

SEASON	AVG	OBP	SLG	OPS	GP	GS	AB	R	H	2B	3B	HR	RBI	BB	HBP	SO	SF	SH	SB	ATT
Windle,Tanya	.378	.406	.489	.894	46	44	135	23	51	10	1	1	25	4	3	10	1	1	9	10
Hall,Kelsey	.345	.435	.561	.996	49	49	139	36	48	8	2	6	19	19	6	31	4	0	7	8
Lissy,Kayla	.304	.375	.493	.868	49	49	138	27	42	9	4	3	20	14	4	30	4	0	14	14
Denby,Alesia	.286	.406	.659	1.065	49	49	126	26	36	7	2	12	33	18	9	29	2	1	4	5
Acuna,Yannixa	.382	.429	.513	.942	26	24	76	21	29	5	1	1	12	7	0	8	1	1	11	12
LeClair,Audrey	.287	.379	.426	.805	46	31	101	24	29	5	3	1	4	14	1	14	0	2	14	16
Cunningham,Shannon	.267	.329	.453	.783	38	23	75	12	20	2	0	4	15	5	2	28	0	1	0	0
VanHook,Jordyn	.247	.314	.409	.722	41	36	93	7	23	6	0	3	20	7	2	27	0	2	0	0
Kinch,Sara	.231	.308	.435	.744	46	41	108	14	25	7	0	5	21	8	4	27	0	1	0	0
Lewis,Jada	.219	.306	.313	.618	29	11	32	6	7	1	1	0	1	4	0	11	0	1	2	3
Allen,Ayden	.217	.280	.435	.715	26	5	23	5	5	2	0	1	1	2	0	6	0	1	0	0
Swan,Samantha	.212	.239	.409	.649	34	22	66	9	14	1	0	4	12	3	0	3	2	0	1	2
Schuld,Marissa	.211	.304	.579	.883	16	6	19	4	4	1	0	2	4	3	0	4	1	0	0	0
Walsh,Libby	.202	.297	.317	.614	49	47	104	16	21	1	1	3	20	6	8	30	0	4	5	5
Macfarlane,Makenzie	.189	.262	.243	.505	27	8	37	4	7	2	0	0	4	3	1	7	1	0	0	0
Totals	.284	.358	.469	.827	49	49	1272	234	361	67	15	46	211	117	40	265	16	15	67	75
Opponents	.307	.388	.495	.883	49	49	1337	269	410	73	7	55	240	153	32	221	11	22	33	41

ALL GAMES Minimum 1 IP / Team Game

PITCHER	ERA	WHIP	BAA	W	L	APP	GS	CG	SHO	SV	IP	H	R	ER	BB	SO	2B	3B	HR	WP	HBP
Osborne,Mac	4.61	1.56	.275	7	5	23	8	1	0	0	65.1	73	56	43	29	58	16	1	2	22	5
Schuld,Marissa	4.85	1.59	.298	5	9	22	15	6	1	1	88.0	107	65	61	33	42	15	2	25	2	8
Jones,Deborah	5.33	1.81	.315	4	14	27	21	6	0	1	115.2	152	101	88	57	83	25	3	20	9	13
Magee,Kylee	2.86	1.70	.250	1	1	6	4	1	0	2	14.2	14	6	6	11	20	1	0	4	1	2
Lauppe,Meika	4.73	2.18	.366	2	1	17	1	1	0	0	40.0	64	41	27	23	18	16	1	4	0	4
Totals	4.82	1.74	.307	19	30	49	49	15	3	4	323.2	410	269	223	153	221	73	7	55	34	32
Opponents	4.42	1.50	.284	30	19	49	49	17	8	7	318.2	361	234	201	117	265	67	15	46	35	40

PITCHER	W%	K/7	BB/7	K/BB	H/7	2B/7	3B/7	HR/7
Osborne,Mac	.583	6.21	3.11	2.00	7.82	1.71	0.11	0.21
Schuld,Marissa	.357	3.34	2.63	1.27	8.51	1.19	0.16	1.99
Jones,Deborah	.222	5.02	3.45	1.46	9.20	1.51	0.18	1.21
Magee,Kylee	.500	1.21	5.25	1.82	6.68	0.48	0.00	1.91
Lauppe,Meika	.667	3.15	4.03	0.78	11.20	2.80	0.18	0.70
Totals	.388	4.78	3.31	1.44	8.87	1.58	0.15	1.19
Opponents	.612	5.82	2.57	2.26	7.93	1.47	0.33	1.01



SEASON STATISTICS

PAC-12 GAMES Minimum 2.5 Plate Appearances per game | Players must play in 75% of their team's games

SEASON	AVG	OBP	SLG	OPS	GP	GS	AB	R	H	2B	3B	HR	RBI	BB	HBP	SO	SF	SH	SB	ATT
Windle,Tanya	.378	.406	.489	.894	46	44	135	23	51	10	1	1	25	4	3	10	1	1	9	10
Hall,Kelsey	.345	.435	.561	.996	49	49	139	36	48	8	2	6	19	19	6	31	4	0	7	8
Lissy,Kayla	.304	.375	.493	.868	49	49	138	27	42	9	4	3	20	14	4	30	4	0	14	14
Denby,Alesia	.286	.406	.659	1.065	49	49	126	26	36	7	2	12	33	18	9	29	2	1	4	5
Acuna,Yannixa	.382	.429	.513	.942	26	24	76	21	29	5	1	1	12	7	0	8	1	1	11	12
LeClair,Audrey	.287	.379	.426	.805	46	31	101	24	29	5	3	1	4	14	1	14	0	2	14	16
Cunningham,Shannon	.267	.329	.453	.783	38	23	75	12	20	2	0	4	15	5	2	28	0	1	0	0
VanHook,Jordyn	.247	.314	.409	.722	41	36	93	7	23	6	0	3	20	7	2	27	0	2	0	0
Kinch,Sara	.231	.308	.435	.744	46	41	108	14	25	7	0	5	21	8	4	27	0	1	0	0
Lewis,Jada	.219	.306	.313	.618	29	11	32	6	7	1	1	0	1	4	0	11	0	1	2	3
Allen,Ayden	.217	.280	.435	.715	26	5	23	5	5	2	0	1	1	2	0	6	0	1	0	0
Swan,Samantha	.212	.239	.409	.649	34	22	66	9	14	1	0	4	12	3	0	3	2	0	1	2
Schuld,Marissa	.211	.304	.579	.883	16	6	19	4	4	1	0	2	4	3	0	4	1	0	0	0
Walsh,Libby	.202	.297	.317	.614	49	47	104	16	21	1	1	3	20	6	8	30	0	4	5	5
Macfarlane,Makenzie	.189	.262	.243	.505	27	8	37	4	7	2	0	0	4	3	1	7	1	0	0	0
Totals	.284	.358	.469	.827	49	49	1272	234	361	67	15	46	211	117	40	265	16	15	67	75
Opponents	.307	.388	.495	.883	49	49	1337	269	410	73	7	55	240	153	32	221	11	22	33	41

PAC-12 GAMES Minimum 1 IP / Team Game

PITCHER	ERA	WHIP	BAA	W	L	APP	GS	CG	SHO	SV	IP	H	R	ER	BB	SO	2B	3B	HR	WP	HBP
Osborne,Mac	4.61	1.56	.275	7	5	23	8	1	0	0	65.1	73	56	43	29	58	16	1	2	22	5
Schuld,Marissa	4.85	1.59	.298	5	9	22	15	6	1	1	88.0	107	65	61	33	42	15	2	25	2	8
Jones,Deborah	5.33	1.81	.315	4	14	27	21	6	0	1	115.2	152	101	88	57	83	25	3	20	9	13
Magee,Kylee	2.86	1.70	.250	1	1	6	4	1	0	2	14.2	14	6	6	11	20	1	0	4	1	2
Lauppe,Meika	4.73	2.18	.366	2	1	17	1	1	0	0	40.0	64	41	27	23	18	16	1	4	0	4
Totals	4.82	1.74	.307	19	30	49	49	15	3	4	323.2	410	269	223	153	221	73	7	55	34	32
Opponents	4.42	1.50	.284	30	19	49	49	17	8	7	318.2	361	234	201	117	265	67	15	46	35	40

PITCHER	W%	K/7	BB/7	K/BB	H/7	2B/7	3B/7	HR/7
Osborne,Mac	.583	6.21	3.11	2.00	7.82	1.71	0.11	0.21
Schuld,Marissa	.357	3.34	2.63	1.27	8.51	1.19	0.16	1.99
Jones,Deborah	.222	5.02	3.45	1.46	9.20	1.51	0.18	1.21
Magee,Kylee	.500	1.21	5.25	1.82	6.68	0.48	0.00	1.91
Lauppe,Meika	.667	3.15	4.03	0.78	11.20	2.80	0.18	0.70
Totals	.388	4.78	3.31	1.44	8.87	1.58	0.15	1.19
Opponents	.612	5.82	2.57	2.26	7.93	1.47	0.33	1.01



SEASON FIELDING STATISTICS

ALL GAMES

Name	FLD%	C	PO	A	E	DP	SBA	CSB	CS%	PB	CI
LeClair,Audrey	1.000	162	150	12	0	5	0	0	-	0	0
Lewis,Jada	1.000	31	31	0	0	0	0	0	-	0	0
Schuld,Marissa	1.000	27	2	25	0	0	9	2	.182	0	0
Windle,Tanya	1.000	27	27	0	0	0	0	0	-	0	0
Lauppe,Meika	1.000	8	0	8	0	0	5	2	.286	0	0
Magee,Kylee	1.000	5	1	4	0	0	1	0	.000	0	0
Cunningham,Shannon	.9924	132	125	6	1	4	0	0	-	0	0
Kinch,Sara	.9838	185	162	20	3	3	25	5	.167	4	0
Macfarlane,Makenzie	.9818	55	49	5	1	2	4	2	.333	1	0
Acuna,Yannixa	.9796	49	45	3	1	0	0	0	-	0	0
VanHook,Jordyn	.9655	58	55	1	2	3	0	0	-	0	0
Denby,Alesia	.9641	167	65	96	6	14	0	0	-	0	0
Allen,Ayden	.9630	27	25	1	1	3	0	0	-	0	0
Swan,Samantha	.9625	80	70	7	3	0	6	1	.143	1	1
Hall,Kelsey	.9605	76	73	0	3	0	0	0	-	0	0
Osborne,Mac	.9375	16	0	15	1	0	6	1	.143	0	0
Jones,Deborah	.9355	31	4	25	2	0	14	3	.176	0	0
Lissy,Kayla	.9276	152	47	94	11	7	0	0	-	0	0
Walsh,Libby	.9066	182	79	86	17	15	0	0	-	0	0
Totals	.9646	1470	1010	408	52	21	35	8	.186	6	1
Opponents	.9637	1404	998	355	51	23	71	8	.101	7	0

PAC-12 GAMES

Name	FLD%	C	PO	A	E	DP	SBA	CSB	CS%	PB	CI
LeClair,Audrey	1.000	133	123	10	0	5	0	0	-	0	0
Cunningham,Shannon	1.000	18	16	2	0	1	0	0	-	0	0
Lewis,Jada	1.000	17	17	0	0	0	0	0	-	0	0
Schuld,Marissa	1.000	15	1	14	0	0	8	1	.111	0	0
Acuna,Yannixa	1.000	9	9	0	0	0	0	0	-	0	0
Windle,Tanya	1.000	9	9	0	0	0	0	0	-	0	0
Lauppe,Meika	1.000	3	0	3	0	0	3	1	.250	0	0
Osborne,Mac	1.000	2	0	2	0	0	4	0	.000	0	0
Kinch,Sara	.9787	94	83	9	2	1	17	3	.150	3	0
VanHook,Jordyn	.9655	29	27	1	1	0	0	0	-	0	0
Hall,Kelsey	.9615	52	50	0	2	0	0	0	-	0	0
Lissy,Kayla	.9516	62	22	37	3	2	0	0	-	0	0
Denby,Alesia	.9512	82	33	45	4	4	0	0	-	0	0
Swan,Samantha	.9412	34	29	3	2	0	3	0	.000	0	1
Jones,Deborah	.9375	16	1	14	1	0	9	2	.182	0	0
Macfarlane,Makenzie	.9091	11	8	2	1	0	4	1	.200	1	0
Walsh,Libby	.8953	86	36	41	9	4	0	0	-	0	0
Allen,Ayden	.0000	0	0	0	0	0	0	0	-	0	0
Magee,Kylee	.0000	0	0	0	0	0	0	0	-	0	0
Totals	.9628	672	464	183	25	7	24	4	.143	4	1
Opponents	.9698	662	486	156	20	13	15	2	.118	4	0