

2023 Sun Devil Baseball

GAME NOTES - WASHINGTON STATE

ARIZONA STATE

19-9 (7-2 Pac-12)

@ASU_Baseball

@TheSunDevils

WEEK EIGHT

APRIL 6-8

6:30 p.m./6:30 p.m./12:30 p.m. AZT

Phoenix Municipal Stadium

Phoenix, Ariz.

ASU Live Stream

KDUS 1060 AM

WASHINGTON ST.

18-9 (5-6 Pac-12)

@WSUCougarBSB

@WSUCougars



ASU_BASEBALL



SUN DEVIL BASEBALL



ASU_BASEBALL

MEDIA RELATIONS CONTACT

Jeremy Hawkes

jrhawkes@asu.edu | C:520-403-0121 | O:480-965-9544

#10THINGS (Twitter-Friendly Notes)

1. The Sun Devils have gone 6-1 on Friday night games this season, led by Ross Dunn who is 4-1 with a 2.97 ERA - sixth in the Pac-12.

2. In Pac-12 only games, Nu'u Contrades leads the league with 17 RBIs despite playing three viewing games than the majority of players.m

3. The Sun Devils are 4-2 in one-run games this season, a notable tally as ASU went just 1-7 in one-score games last season.

4. Sun Devil Baseball has 45 doubles in its last 18 games after posting a measly 13 in the first 11 games this season.

5. Jacob Tobias and Ryan Campos lead the Pac-12 with active 28 and 27-game reached base streaks. Campos' 10-game hit streak also leads the league.

6. Jacob Tobias has posted a team-leading 32 RBIs this season that are third in the Pac-12 conference and notable as he had just 29 for the season last year.

7. The Sun Devils have trailed at some point in nine of the team's last 11 victories and in 11 of the squad's victories overall.

8. Nolan Lebamoff enters the weekend having not allowed an earned run in any of his last 13 appearances after allowing three in the first two.

9. The Sun Devils have seven players with 13 or more RBIs this season - tied for second in the Pac-12 behind Stanford.

10. The Sun Devils are the only team in the Pac-12 with seven players that have posted three or more home runs this season.

#BYTHENUMBERS

The Sun Devils have 39 doubles over their last 18 games (2.5 per game) - notable as the team had a paltry 13 in the first 11 games of the season. That has brought ASU back up to 70th in the NCAA in doubles and third in the league (58). On March 5, ASU was 252nd in the nation in the category. The team has recorded a double in 22-straight games (and 26 of 29 overall) with multiple doubles in 14 of those. Luke Keaschall leads the Pac-12 with 11 doubles while Wyatt Crenshaw is fourth with 10 and Luke Hill sits eighth with nine.

Nu'u Contrades has 17 RBIs in Pac-12 only games this season, tops in the league despite playing three fewer games than the majority of players in the league.

Contrades is batting .522 in conference games - .72 points higher than any other player in the league in the category with teammate Luke Keaschall sitting second at .450. Over his last 16 games, Contrades is batting 36-of-74 (.486) with a team-leading 26 RBIs, 12 extra-base hits, and 22 runs scored. He is slugging at an .811 clip. His .389 overall average this season is 11th among all freshmen in the country.

The Sun Devils have shown an ability to be successful in close games, going 10-2 this season in games decided by three runs or less.

A year ago the team was 14-16 in those games. More notably, ASU is 4-2 in one run games this season after going 1-7 in those games last year. ASU has also been impressive in its single-game midweek tilts this year, going 6-0 in such games after Tuesday's victory over Seattle U. ASU was 4-6 in single-game midweek tilts last season. ASU is 19-0 when leading after eight innings, 19-1 when leading after seven and 18-2 when leading after six.

Ryan Campos enters the weekend tied for the Pac-12 lead with a 10-game hit streak and second in the league behind teammate Jacob Tobias with a 27-game reached base streak.

Campos was named to the Golden Spikes Award Midseason Watch List this week. His .430 average is easily tops in the Pac-12 and 21st in the country. He leads the Pac-12 with 36 runs scored this season. He also joins Stanford standout Braden Montgomery as the only players in the Pac-12 in the Top-10 in average, slugging, OBP, runs and walks this year.

2023 SUN DEVIL BASEBALL SCHEDULE

Date	Opponent	Time/Score
Feb. 17	San Diego State*	W, 6-5
Feb. 18	San Diego State*	W, 5-3
Feb. 19	San Diego State*	W, 1-6
Feb. 21	UNLV	W, 6-3
Feb. 24	at Mississippi State	W, 13-4
Feb. 25	at Mississippi State	L, 1-5
Feb. 26	at Mississippi State	L, 3-16
Mar. 1	North Dakota State	W, 10-9
Mar. 3	UC Irvine	L, 6-16
Mar. 4	UC Irvine	L, 9-10
Mar. 5	UC Irvine	L, 2-7
Mar. 7	at Oklahoma State	L, 4-8
Mar. 8	at Oklahoma State	L, 4-7
Mar. 10	UC Davis	W, 7-1
Mar. 11	UC Davis	W, 6-4
Mar. 12	UC Davis	W, 17-4
Mar. 14	Utah Tech	W, 9-1
Mar. 17	at Utah*	W, 9-7
Mar. 18	at Utah*	W, 15-9
Mar. 19	at Utah*	L, 6-11
Mar. 21	Grand Canyon	W, 11-1
Mar. 24	Arizona*	W, 6-5
Mar. 25	Arizona*	W, 7-4
Mar. 26	Arizona*	W, 10-6
Mar. 28	at UNLV	W, 6-2
Mar. 31	at California*	W, 4-1
Apr. 1	at California*	L, 4-5
Apr. 2	at California*	W, 15-10
Apr. 4	Seattle	W, 11-6
Apr. 6	Washington State*	6:30 PM
Apr. 7	Washington State*	6:30 PM
Apr. 8	Washington State*	12:30 PM
Apr. 11	at Grand Canyon	6:00 PM
Apr. 14	at Washington*	6:00 PM
Apr. 15	at Washington*	2:00 PM
Apr. 16	at Washington*	1:00 PM
Apr. 19	at Arizona	6:00 PM
Apr. 21	Oregon State*	6:30 PM
Apr. 22	Oregon State*	6:30 PM
Apr. 23	Oregon State*	12:30 PM
Apr. 25	Cal State Fullerton	6:00 PM
Apr. 26	Cal State Fullerton	2:00 PM
Apr. 28	at Oregon*	5:05 PM
Apr. 29	at Oregon*	2:05 PM
Apr. 30	at Oregon*	12:05 PM
May 5	Stanford*	6:30 PM
May 6	Stanford*	6:30 PM
May 7	Stanford*	12:30 PM
May 12	at USC*	6:30 PM
May 13	at USC*	6:30 PM
May 14	at USC*	1:00 PM
May 15	at UC Riverside	2:00 PM
May 18	UCLA*	7:00 PM
May 19	UCLA*	6:00 PM
May 20	UCLA*	12:00 PM
May 23	Conference Tournament	TBD
May 24	Conference Tournament	TBD
May 25	Conference Tournament	TBD
May 26	Conference Tournament	TBD
May 27	Conference Tournament	TBD

All times Arizona time

* - Indicates a Pac-12 Conference game

- Indicates a Pac-12 Network Game

^ - Indicates a Pac-12 Live Stream Game

PROJECTED STARTERS

ASU	ERA	W-L	IP	SO	BB	Opp. Avg
RHP Jonah Giblin	3.68	1-0	29.1	22	11	.240
LHP Ross Dunn	2.97	4-1	30.1	40	14	.214
RHP Christian Curtis	6.61	2-2	31.1	32	20	.246

WSU	ERA	W-L	IP	SO	BB	Opp. Avg
RHP Dakota Hawkins	5.18	3-3	33.0	49	14	.309
RHP Caden Kaelber	4.00	3-1	36.0	43	14	.239
RHP Grant Taylor	4.22	2-1	32.0	37	18	.248

Five-Time NCAA Champions (1965, 1967, 1969, 1977, 1981) | 22 College World Series Appearances | 21 Conference Championships

131 All-Americans | 14 National Players of the Year | 12 College Baseball Hall of Fame Members | 916 Letterwinners

465 Major League Baseball Draft Picks | 114 Major Leaguers | 52 Major League Baseball First-Round Draft Picks

2023 Sun Devil Baseball

QUICK FACTS/MEDIA INFORMATION

GENERAL INFORMATION

Location.....	Tempe, Ariz.
Founded.....	1885
Enrollment.....	140,759
Nickname.....	Sun Devils
School Colors.....	Maroon and Gold
Home Field.....	Phoenix Municipal Stadium
Capacity.....	5,300
Muni Dimensions.....	Lines: 333 (LF) 334 (RF) Alleys: 385 CF: 395
Surface.....	Grass
Affiliation.....	NCAA Div. I
Conference.....	Pac-12
President.....	Dr. Michael Crow
VP of Athletics.....	Ray Anderson
Athletic Dept. Phone.....	(480) 965-3482
Ticket Office Phone.....	(480) 727-0000
Athletics Department Address.....	
	Carson Student-Athlete Center
	500 East Veteran's Way
	P.O. Box 872505
	Tempe, AZ 85287-2505

PROGRAM HISTORY

First Year of Baseball.....	1907 (7-2)
Start of NCAA Baseball.....	1959 (28-18-1)
All-Time Record.....	2989-1531-8 (.661)*
Modern Era Record (Since Joining NCAA).....	2656-1187-4*
National Championships.....	5 (165, '67, '69, '77, '81)
Years in CWS/Last.....	22 (2010)*
All-Time CWS Record.....	61-38 (.616)*
NCAA Appearances/Last.....	41 (2021)*
NCAA Tournament Record.....	171-82 (.676)*
Best Record All-time.....	64-6 (.914) - 1972
Last All-Americans.....	2022 (2)
	Joe Lampe (Perfect Game, Third Team)
	Nate Baez (Collegiate Baseball, Third Team)

*- ASU vacated 44 wins, the Pac-10 title and the College World Series appearance from 2007. Records do not reflect the vacations.

COACHING STAFF

Head Coach.....	Willie Bloomquist (2nd Year)
Alma Mater.....	Arizona State (1999)
Career Record/Record at ASU (Years).....	46-41 (2nd Season)
Assistant Coach.....	Mike Goff (2nd Season)
Assistant Coach/Pitching/Recruiting.....	Sam Peraza (2nd Season)
Assistant Coach.....	Dan Jaffe (1st Season)
Director of Player Development/Assistant Recruiting Coord.....	Travis Buck (2nd Season)
Director of Operations.....	Mike Porcaro (2nd Season)
Strength & Conditioning.....	Ted Henson (1st Season)
Athletic Trainer.....	Jesse Lowman (9th Season)
Dir. of Community Relations.....	Armando Flores (16th Season)

SPORTS INFORMATION

Baseball Contact.....	Jeremy Hawkes (7th Season) (BSB)/11th Season)
Office.....	480-965-9544
Cell.....	520-403-0121
E-Mail.....	jdhawkes@asu.edu
Director of Sports Information.....	Doug Tammara
Email.....	tammara@asu.edu

2022 RECAP

Overall Record.....	26-32
Conference record.....	13-17
Home record.....	19-13
Away record.....	6-17
Neutral site record.....	1-2
Postseason.....	Pac-12 Tournament (T-5th)
Final national finish.....	--
Conference finish.....	8th
Players Drafted.....	6

MEDIA INFORMATION

Credentials

All credential requests should be sent via email to Jeremy Hawkes (jdhawkes@asu.edu).

Interview Policy

Sun Devil Baseball's weekly media availability with vary week-to-week based on the season's schedule. Media Relations Director Jeremy Hawkes will reach out each week to confirm availability dates. Media planning to attend must contact Jeremy Hawkes (520-403-0121/jdhawkes@asu.edu) ahead of time and inform him of their plans or to be added to the distribution list.

Throughout the season's schedule, ASU will host postgame interviews in the Omaha Room after each game. Media members should request players at the beginning of the ninth inning. Please contact Jeremy Hawkes or a member of the media relations staff in the press box to coordinate those interviews. Media members who wish to schedule an interview outside of practice must contact Jeremy Hawkes.

Photography/Videography

Accommodations for B-Roll purposes at practice can be made through Jeremy Hawkes (jdhawkes@asu.edu). During games, credentials must be worn in plain view throughout the game and all photographers must adhere to painted lines and instructions given by security personnel and/or Arizona State staff members at all times. At no point during game action should a member of the media be on the field of play. Contact Jeremy Hawkes for any details regarding shooting game action.

Media Highlights Policy

Highlights Include Pac-12 Networks/ESPN/FOX network broadcasts (including affiliates such as ABC and ESPNU and CBS sublicensed telecasts), all home hosted non-televised competitions including those that are live streamed and any other sport events in which the Pac-12 controls the exhibition rights. No third-party organization may post competition footage of any Pac-12 game, non-conference home game or other contest for which the Pac-12 controls the media rights on its website without a license to the content from the Pac-12 Networks or its licensing partner (Wazee Digital), with the exception of news window

privileges described below. Alternatively, third parties are permitted to post video on their websites through the use of the Pac-12 Digital embeddable video player (embed code available at <http://video.pac-12.com>). Certified broadcast news outlets may use a maximum of 3 minutes of Pac-12 event footage on their regularly scheduled newscasts during the 48-hour news window following the conclusion of included events. If the highlights from a Pac-12 Networks production do not contain the Pac-12 Networks bug, the news outlet must insert "Courtesy of Pac-12 Networks" over the footage. Excerpts of those newscasts containing these highlights may also be posted to news providers' websites, but must be removed 48 hours after the conclusion of any included event, unless a license for that footage is obtained from Pac-12 Conference or its licensing Partner (Wazee Digital). Highlights may not be posted to YouTube, Facebook, or other social media properties.

2023 Media Coverage

The vast majority the Sun Devils games this season will be available to fans via the Pac-12 Network or the Pac-12 Live Stream online.

The Sun Devil Sports Radio Network is scheduled to broadcast 32-35 Sun Devil Baseball games this season between NBC Sports Radio AM 1060 and other affiliated radio stations. Fans can listen to the broadcasts on the radio or via the TuneIn app on thesundevils.com. Links to the streaming audio can be found on the online baseball schedule.

Tim Healey is set to serve his 25th season as the "Voice of the Sun Devils" on baseball broadcasts and will be joined for the fifth-straight season by color analyst Max Rossiter, who was an all-conference catcher for the Devils from 2012-13.

2023 Sun Devil Baseball

GAME NOTES/ROSTERS

PHOENIX -- Sun Devil Baseball returns home looking to hold on to its spot at the top of the Pac-12 rankings with a three-game set against the Washington State Cougars in a rare Thursday-Saturday series in observation of Easter Sunday. Thursday and Friday are scheduled for 6:30 p.m. AZT first pitches with the finale getting underway at 12:30 p.m. on Saturday.

FOLLOW THE ACTION

- All three game will be available via the ASU Live Stream at: <https://pac-12.com/live/arizona-state-university>
- All games will be broadcast live over local airwaves on KDUS 1060 AM with Tim Healey and Max Rossiter providing the highlights.
- Fans are always encouraged to follow the Sun Devil Baseball team on social media for any program or schedule updates throughout the week on the Sun Devil Baseball Twitter account: @ASU_Baseball.

HONORING THE PAST

- The Sun Devils will wear black SB and MG tribute patches on batting helmets throughout the 2023 season to honor the loss of two great alumni this past offseason in Sal Bando and Mike Gallagher.

LAST TIME OUT: CAL/SEATTLE

- After winning just two total Pac-12 road games a year ago, the Sun Devils picked up their second Pac-12 road SERIES win with a exciting rubber match finale on Sunday, scoring nine runs in the decisive eighth inning to complete the comeback.
- ASU's 19 hits were the most given up by Cal this season, topping the 14 ASU posted on Friday evening.
- The 15 runs ASU scored were also the most given up by Cal this season, notable as Cal entered the weekend with the Pac-12's third-lowest team ERA at 3.84. The nine-run eighth inning alone would have been the third-highest run tally allowed by Cal in a game this season.
- ASU has trailed at one point in nine of its last 11 victories and in 11 of the team's 20 wins overall, including coming from three down several times in the finale against Cal.
- ASU moved to 6-0 in single-game midweek tilts with the win over Seattle U after going just 4-6 in such games last year.
- ASU became the first team in the Pac-12 to reach 20 wins on the season with the victory.

ON DECK: WASHINGTON STATE

- ASU has not lost a home series at Phoenix Municipal Stadium against the Cougars and are winners of 10-straight in Phoenix. However, the Cougars swept the Sun Devils for the first time in program history last year in Pullman.
- ASU owns an all-time 63-22 record over the Cougars. Each of the last two series (one for ASU and one for WSU) have ended in home sweeps.
- Washington State enters the weekend with an 18-9 overall record including a 5-6 mark in Pac-12 Conference play after taking both games against No. 12 UCLA last weekend in Pullman where weather canceled the final game but WSU beat BYU 6-1 in Pullman Monday afternoon.
- The Cougars enter the weekend leading the Pac-12 Conference in hit-by-pitch (52), third in doubles (59) and third in scoring (7.4) while the pitching staff leads the league averaging 11.1 strikeouts/9 innings.
- First baseman Sam Brown is tied for sixth in the league in hits (37) and seventh in RBI (30) and reliever. Chase Grillo shares the Pac-12 lead in saves (5).
- WSU took 2 of 3 at No. 15 Oregon State for its first series win in Corvallis since 2009. WSU won both meetings against No. 12 UCLA last weekend, WSU's 1st series win against UCLA since 2017

GOING CAMP-ING

- Ryan Campos was named to the Golden Spikes Award Midseason Watch List and for good reason, swinging one of the hottest bats in the nation coming into the weekend.
- Over the last 12 games, Campos is batting a team-high .532 (33-of-62) with 12 walks and two HBPs for a .618 OBP. He has three homers, a triple and six doubles in that time for a .806 slugging percentage and a OPS over 1.400.
- His is second on the team with an active 27-game reached base streak. He is tied for the Pac-12 lead with an active 10-game hitting streak.
- For the season Campos is now batting .430 - easily tops in the Pac-12 by 18 points and 21st in the nation - and also second in the Pac-12 with a .537 OBP - aided by his team-leading 23 walks, which are fifth in the league. He sits 8th in the Pac-12 with his .654 slugging percentage as well.
- Campos 9.3 percent strikeout rate this season is the six-lowest in the Pac-12 while the .43 strikeout-to-walk ratio is tops in the league.
- The sophomore also leads the Pac-12 with 36 runs, a tally that tops the Pac-12 as well and 31st nationally.
- Campos and Stanford Braden Montgomery are the only players in the Pac-12 ranked in the Top-10 in average, OBP, slugging, runs and walks.
- Campos is successful advancing runners at a .610 clip (36-of-59) - the highest average on the team. He has also been ASU's most efficient hitter when it comes to extending innings, leading the team with a .429 average with two outs (12-of-28).
- Campos led the Sun Devils with a .357 average last year as a true freshman - the sixth-best freshman average in program history and just ahead of head coach Willie Bloomquist's .356 average.
- It was the seventh-highest average in the Pac-12 prior to the NCAA tournament and the 11th-highest batting average for a catcher in the NCAA prior to the tournament and the fourth-highest for a Power Five catcher.
- It was the 10th-highest batting average for a freshman in the NCAA prior to the tourney and the best freshman catcher average in the country.
- He was one of just 19 freshmen to crack the Top-250 in the NCAA in average and the only freshman Power Five catcher to do so.
- It marked the second straight season a true freshman led the team in average (Ethan Long in 2021) - something

NUMERICAL QUICK ROSTER

No.	Name	Yr.	Pos.	B/T
2	Varnado, Drake	So.	INF	R/R
3	McLain, Nick	So.	OF	S/L
5	Curtis, Khristian	Jr.	RHP	R/R
6	Contrades, Nu'u	Fr.	INF	R/R
7	Hill, Luke	Fr.	INF	R/R
8	Weaver, Jonny	Gr.	INF	R/R
9	Pivaroff, Blake	Jr.	RHP	L/R
10	Bodlovich, Christian	RS Jr.	RHP	R/R
11	Vu, Kien	Fr.	OF	L/L
12	Manning, Timmy	Jr.	LHP	L/L
13	Meyer, Tyler	RS So.	RHP	R/R
14	Crenshaw, Wyatt	Sr.	INF	L/R
15	Newman, Trey	RS Jr.	C	R/R
17	Campos, Ryan	So.	C	L/R
18	Tobias, Jacob	So.	INF	L/R
19	Gardner, Dylan	Jr.	RHP	R/R
21	Rogers, Will	So.	UTL	R/R
22	Vargas, Jose	Fr.	OF	L/R
23	Hernandez, Stephen	Fr.	LHP	L/L
24	Jackson, Isaiah	Fr.	OF	L/R
25	Long, Ethan	Jr.	INF	R/R
26	Cano, Willie	Sr.	INF	R/R
27	Compton, Brandon	Fr.	INF	L/L
28	Humphres, Austin	Fr.	LHP	L/L
29	Stevenson, Owen	Jr.	RHP	R/R
31	Hansell, Josh	Jr.	RHP	R/R
32	Keaschall, Luke	Jr.	INF	R/R
33	Peery, Brock	Jr.	RHP	R/R
35	Beheler, Reese	Fr.	INF	L/R
37	Lebamoff, Nolan	Gr.	RHP	R/R
38	Valdez, Tyler	Jr.	RHP	R/R
39	Wainscott, Jesse	RS Sr.	RHP	R/R
40	Giblin, Jonah	R-So.	RHP	R/R
41	Balholm, Bronson	RS Sr.	C	S/R
45	Hanks, Ryan	Fr.	RHP	R/R
46	Dunn, Ross	Jr.	LHP	R/L
47	Tieding, Matt	RS Jr.	RHP	R/R

ALPHABETICAL QUICK ROSTER

No.	Name	Yr.	Pos.	B/T
48	Armbruester, Will	Sr.	RHP	R/R
41	Balholm, Bronson	RS Sr.	C	S/R
35	Beheler, Reese	Fr.	INF	L/R
10	Bodlovich, Christian	RS Jr.	RHP	R/R
17	Campos, Ryan	So.	C	L/R
26	Cano, Willie	Sr.	INF	R/R
27	Compton, Brandon	Fr.	INF	L/L
6	Contrades, Nu'u	Fr.	INF	R/R
14	Crenshaw, Wyatt	Sr.	INF	L/R
5	Curtis, Khristian	Jr.	RHP	R/R
46	Dunn, Ross	Jr.	LHP	R/L
19	Gardner, Dylan	Jr.	RHP	R/R
40	Giblin, Jonah	R-So.	RHP	R/R
45	Hanks, Ryan	Fr.	RHP	R/R
31	Hansell, Josh	Jr.	RHP	R/R
23	Hernandez, Stephen	Fr.	LHP	L/L
7	Hill, Luke	Fr.	INF	R/R
28	Humphres, Austin	Fr.	LHP	L/L
24	Jackson, Isaiah	Fr.	OF	L/R
32	Keaschall, Luke	Jr.	INF	R/R
37	Lebamoff, Nolan	Gr.	RHP	R/R
25	Long, Ethan	Jr.	INF	R/R
12	Manning, Timmy	Jr.	LHP	L/L
3	McLain, Nick	So.	OF	S/L
13	Meyer, Tyler	RS So.	RHP	R/R
15	Newman, Trey	RS Jr.	C	R/R
33	Peery, Brock	Jr.	RHP	R/R
9	Pivaroff, Blake	Jr.	RHP	L/R
21	Rogers, Will	So.	UTL	R/R
29	Stevenson, Owen	Jr.	RHP	R/R
47	Tieding, Matt	RS Jr.	RHP	R/R
18	Tobias, Jacob	So.	INF	L/R
38	Valdez, Tyler	Jr.	RHP	R/R
22	Vargas, Jose	Fr.	OF	L/R
2	Varnado, Drake	So.	INF	R/R
11	Vu, Kien	Fr.	OF	L/L
39	Wainscott, Jesse	RS Sr.	RHP	R/R
8	Weaver, Jonny	Gr.	INF	R/R

2023 Sun Devil Baseball

GAME NOTES

that has never happened in consecutive years in program history and just the fourth time in program history overall that it had happened.

- His .363 average in league-only games was the fifth-highest in the conference.
- His .438 OBP in league games was also tops on the team and ninth in the Pac-12 and tops among league catchers
- Campos had the best average on the team with runners in scoring position at 21-for-59 (.356).
- He had 20 multi-hit games last year – good for third on the team despite starting 13-15 fewer games than the majority of the other starters on the team.

USE THE FORCE, LUKE

- After a slow start at the dish this season, Luke Keaschall has come alive in the past month.
- Moved to the cleanup spot in the batting order after leading off for the first month of the season, Keaschall has responded by hitting .426 with a team-leading 15 extra base hits in the last 16 games. Five of those are home runs with 10 doubles, good enough for a .794 slugging percentage. He has also walked 8 times for an OBP of .500.
- His .635 slugging percentage on the season (7 homers, 1 triple, 11 doubles) has him at 11th in the Pac-12 while his 19 total extra-base hits are second.
- He is up to 30 RBIs for the season, including a herculean five-RBI effort in the series opening win over Arizona - sitting seventh in the Pac-12 in the process.
- Keaschall leads the team with four go-ahead/game-winning RBIs this season.
- His 11 doubles for the season are tied for the Pac-12 lead and he also sits third in the league with 10 steals.
- Keaschall has also been getting it done in the field, turning a league-best 80 defensive assists this season - three more than any other player in the Pac-12.
- In four games against Utah Tech and Utah, the second baseman hit .625 (10-for-16) with 11 RBI, eight runs scored, three doubles, three home runs and a pair of stolen bases en route to Pac-12 Player of the Week honors and recognized by Collegiate Baseball News as one of its National Players of the Week.

JACOB'S LADDER

- Jacob Tobias got the first RBI of the 2023 season with his RBI single in the first inning of Opening Night and that has been a trend for his season.
- Tobias leads the team with 32 RBIs this season - good for second in the Pac-12. His 10-multi-RBI games are three more than any other player on the team. The tally is especially notable as he had just 29 in the entirety of last season.
- He is responsible for the game-winning RBI in three of ASU last six wins - his first three of the season.
- Tobias leads the team with an active 28-game reached base streak - the longest in the Pac-12 entering the weekend.
- While not looking the part, his three triples this season give him four for his career, marking him the active career leader in the category at ASU in games played for the Sun Devils. The three triples are also 29th nationally.
- Tobias was named to the Preseason All-Pac-12 team after being a first team selection as designated hitter last season.
- His 12 bases (two homers, two doubles) against Utah in the series finale were tied for the most by a Pac-12 player in a game last year.
- His seven homers last year were tied for eighth in ASU freshman history.
- His 23 RBIs in Pac-12 games were the second-most on the team, 20th in the Pac-12 and third among Pac-12 freshmen.

RUNNING UP THAT HILL

- Luke Hill did not at all look like a true freshman starting at shortstop over the first couple months of action, showing savy skills with the bat and with the glove.
- Hill is sitting with a .333 average that is Top-20 in the Pac-12 and Top-30 among all freshmen nationally.
- His 34 total hits are 17th in the league and the freshman is also eighth in the Pac-12 with nine doubles this season.
- He had the massive go-ahead RBI in the rubber match against Cal with his eighth inning RBI single that was part of a massive nine-run inning to complete the comeback.
- He notched his first career homer in the series finale against Mississippi State
- His 77 defensive assists are tied for second in the Pac-12.

NOT SO QUIET WYATT

- Transfer Wyatt Crenshaw posted video game numbers last season at Colorado College and has quickly shown that was no fluke, speaking plenty loud with his bat despite saying approximately 18 total words in post-game press conferences this season.
- Crenshaw is batting .298 on the season, slugging .516 with five homers, a triple and 10 doubles - the latter good for fourth in the Pac-12 and 38th in the nation.
- He has also played a nice right field for ASU, recording all 37 putouts on balls flown his

way thus far with no errors.

WHO'S THE NU'U GUY

- It was a quiet start for true freshman Nu'u Contrades but he has swung one of the hottest bats in the country over the last month.
- Over the last 16 games, he is batting 36-of-74 (.486) with a team-leading 26 RBIs, 12 extra-base hits, and 22 runs scored. He is slugging at a .811 clip.
- Contrades is up to a .389 average on the year after sitting below the Mendoza line after the March 7 loss at Oklahoma State.
- The .389 average is 13th among all freshmen in the country this season and fourth in the Pac-12. His .611 slugging percentage of the year is 15th in the league and his 29 RBIs are ninth.
- In league-only games, Contrades has 17 RBIs - the most in the conference despite playing three fewer games than the majority of the players in the league. His .522 average in pac-12 games is .72 points higher than any other player in the conference - with second being Luke Keaschall's .450 average. His .826 slugging percentage in Pac-12 games is third in the league.
- Contrades was the Pac-12 Player of the Week after he single-handedly propelled ASU to victory in the series clinching win on Saturday against rival Arizona, going 3-for-5 with a career-best five RBIs - including the go-ahead three-run homer in the sixth inning. He followed that up with a 4-for-5 outing with another bomb and three RBIs in the series sweeping win on Sunday. He led the team with 10 RBIs (of 31 total for the week for ASU) with a .947 slugging percentage while batting .474 on 9-of-19 hitting.

SHOP AT ROSS

- Ross Dunn has quietly put up some impressive numbers as the team's Friday night starter, and ASU is 6-1 in Friday night series openers with Dunn posting a 4-1 record himself.
- Dunn has a team-leading 40 strikeouts over 30.1 innings pitched and is holding opponents to a .214 batting average against.
- The 40 strikeouts are good for sixth in the Pac-12 this season.
- Dunn is posting a 2.97 ERA that is fifth in the Pac-12 overall and second among players with at least 7 starts (Stanford's Quinn Mathews at 2.78).

GRABBING THE BULL-PEN BY THE HORNS

- ASU stranded 497 opponent baserunners last season - an average of 8.6 per game. That total is 192 this season - just under 8.0 per game.
- ASU's has used midweek games as bullpen days and the crew has been absolutely electric, going 6-0 in single-game midweeks this season while posting a team ERA of 3.00 with 56 strikeouts to just 16 walks and limiting opponents to .220 hitting.
- Over the last 16 games, the bullpen has posted an overall ERA of 4.56, earning 10 decisions with a 8-2 record and recorded five saves. The group has struck out 62 to just 26 walks and allowed just a .224 average against. In the first 13 games of the year, the group had a 5.27 ERA and allowed 39 walks and a .254 average against.
- Matt Tieding has been essential in saving the Sun Devil bullpen after tough outings for starters this year. AS A RELIEVER, the newcomer has team-low 2.78 ERA in 22.2 innings (min. 8.0 IP) and a 3-1 record. He is holding opponents to a .203 average out of the bullpen with 11 strikeouts to just three walks.
- Nolan Lebamoff has been another that has come on strong of late, posting a 3-0 record out of the bullpen with a 2.61 ERA. After giving up three runs in his first two games over 1.1 innings, Lebamoff has posted 13-straight appearances without allowing an earned run. His ERA sits at 2.08 over 13.0 innings this year while opponents are managing just a .091 average against him.
- Timmy Manning and Owen Stevenson have solidified valuable roles out of the pen for ASU with Manning posting scoreless outs in four of his last six appearances with 12 strikeouts to four walks in those. Stevenson has allowed just two runs in his last seven appearances over 13 innings, with 17 strikeouts to three walks in that stretch.
- Brock Peery has given up just a single run and has stranded a team-high 12 inherited runners on the year. Peery led the league with 10 saves last season year - good for 26th in the country. He added two in the first four games this season and tacked on a win for good measure. The 10 saves last season were tied for seventh-most at ASU since the 1998 season and marked the first time a closer reached double digits in the category at ASU since 2016.
- Christian Bodlovich has inherited 73 runners in his career at ASU, with only 24 scoring (32.9 percent), including an 11-for-37 tally last season.
- Jonah Giblin has also done his part as an inning eater, tossing 11.2 innings in relief with a 3.09 ERA and 11 strikeouts. The effort earned him his first weekend start against UC Davis where he spun 5.0 innings of scoreless baseball to earn his first Division I victory. Giblin has established himself as a weekend starter now with 29.1 innings pitched and a 3.68 ERA that is 11th in the Pac-12.

PLAYING THE FIELD

- ASU turned 50 double plays last year - a tally good for 21st in Division I and fourth in the Pac-12. The squad has turned 110 double plays over the previous two seasons.
- ASU has 23 double plays this season, second in the Pac-12 and Top-50 nationally.
- The Sun Devils are fielding at a .975 clip this season, good for fifth in the Pac-12.
- Luke Keaschall leads the league with 80 defensive assists while Luke Hill is fourth with 77.
- For the third straight season, the majority of position players on the diamond are new faces with only Will Rogers (left field) and Ryan Campos (catcher) starting the season reprising their roles from last year. ASU had just two players start last season in the same position they finished in 2021 (Joe Lampe in CF, Nate Baez at C and Sean McLain at 2B, though McLain was playing shortstop by the second weekend while Baez moved around the field by Week Two as well). ASU's only veteran starter in 2021 was Drew Swift - who shifted over to shortstop after spending the majority of his career at second base. All other positions on the diamond that season replaced by newcomers.
- ASU had four fielders in the Top-30 in fielding percentage in the Pac-12 last year (min. 100 chances) in Joe Lampe, Kai Murphy, Ryan Campos and Conor Davis. That was tied with USC and Oregon State for the most in the Pac-12.
- Sean McLain had the second-most defensive assists of any player in the Pac-12 (179) - the second straight season an ASU player accomplished that feat following Drew Swift (171) in 2021.

HEADED TO THE GAP

- ASU got a slow start in the doubles category this season but has come on hot of late. The team has 45 in its last 18 games after posted just 13 in the first 11 of the season.
- That has brought ASU back up to 70th in the NCAA in doubles and fourth in the league (58). On March 5, ASU was 252nd in the nation in the category.
- The team has recorded a double in 22-straight games (and 26 of 29 overall) with multiple doubles in 14 of those.
- The Sun Devils recorded 134 doubles last year, good for 19th in the nation and third in the Pac-12. The 127 doubles during the regular season were the most for a Sun Devil team in the REGULAR SEASON in the BBCOR era (since 2011) and tied for the fifth-most in a regular season since 1998.
- ASU had at least one double in all but six games last season and multiple doubles in 36 of 58 games.
- There were 45 Pac-12 players with double-digit doubles in the regular season, of which ASU had seven (Baez, Lampe, Rogers, McLain, Long, Davis, Murphy). No other team had more than six.

CHICKS DIG THE LONG BALL

- 11 different players have logged a home run for ASU and eight have multiple home runs.
- ASU's 37 homers are third in the Pac-12 and Top-65 nationally.
- The better news is ASU has finally started the get knocks with runners on base. 13 of ASU's last 20 home runs have had at least one runner on base after 14 of the teams first 17 homers this season were solo shots. Four of those homers in the last 20 were of the leadoff variety as well, not giving there any opportunity to have a runner on base.
- The seven Sun Devils with three or more home runs this season are the most in the Pac-12.
- Of the nine position players with at least 30 starts last season, all nine had multiple home runs. ASU had ten total players with multiple homers.
- ASU had five players with at least seven homers last year, tied for the second-most at ASU since 1998.
- The timing of the home runs improved immensely over the second half of the last season. On 24 of the final 37 homers on the year, ASU had at least one runner on base. That was notable as ASU had runners on base just eight times on the teams first 27 homers. ASU will hope for some deja vu in that area with 14 solo homers on 17 home runs this season.
- The Sun Devils had four grand slams last year - the most it had had in a season since 2004 (also four).

COMING IN HOT

- The Sun Devil bats have been at another level over the last three weeks, sitting near the top of the league in most offensive categories.
- ASU's .319 average as a team is tops in the Pac-12 and 14th nationally while the squad's .500 slugging percentage is fourth in the league and 41st in the country.
- The team currently leads the league with 323 hits, good for 12th nationally and notable as the team was 115th in the country in the category on March 8.
- ASU was 92nd in the nation in slugging percentage on March 8, 191st in doubles and 131st in batting average. One month later, those totals sit at 41st, 70th and 14th respectively.
- ASU has reached double digit hits in 12 of its last 16 games and 17 games overall. ASU reached double digits in hits in 28 of the last 34 games of 2022 and 37 times in 58 games.
- Campos, Keaschall and Contrades have been unstoppable over the last 16 games, combining to go 98-for-204 (.480) with 62 of the team's 132 RBIs in that span. The trio has

logged 14 homers, 22 doubles and a triple as well and all three have posted over a .500 OBP in that span.

HOLD ON TO YOUR SEATS

- ASU has its part to shake off some of that bad mojo from last season in close games thus far, going 4-2 in one-run games (after going just 1-7 in such games last season) and 10-2 in games decided by three runs or less - a category ASU was 14-16 in a year ago.
- ASU has trailed at one point in nine of its last 11 victories and in 11 of the team's wins overall this year.
- ASU has been incredibly efficient at closing games out, going 18-2 when leading after six, 19-1 when leading after seven and 19-0 when leading after eight.
- The Sun Devils played no shortage of tight games last season - for better or worse - with 26 of the teams 58 games being decided by one or two runs - the most since it also played in 26 in 2017.
- Unfortunately, ASU was 1-7 in one-run losses and 15 of the teams 32 losses came by way of 1-2 runs.
- That said, the Sun Devils have shown that no opponent lead is safe, showing off plenty of grit in erasing multi-run deficits. On 11 occasions last season, ASU erased a lead of at least three runs.
- The seven-run deficit overcome by the Sun Devils to defeat and take the series from Cal was the most since March 3, 2000 against Arizona.
- ASU doubled down at that with the victory over North Dakota State this season, overcoming a 7-0 deficit in an eventual 10-9 walk-off victory.
- Three times last season ASU rallied from a deficit of five or more runs to tie or win the game - the first time that had happened since 2010 (also 3).

DO I KNOW YOU?

- The Sun Devils welcome an incredible 28 new faces to the roster in 2023. ASU went hard in the Transfer Portal during the offseason, recording the No. 2 transfer portal class in the nation according to several outlets.
- The new batch was highlighted by a total overhaul of the pitching staff, which will feature three transfer starters this weekend in LHP Ross Dunn (Florida State), RHP Kristian Curtis (Texas A&M) and LHP Timmy Manning (Florida). Owen Stevenson (San Francisco) also figures to find a spot in the rotation over the course of the season.
- Dunn competed for Team USA on the Collegiate National Team this past summer.
- Preseason All-American Luke Keaschall (San Francisco) highlights the incoming position players).
- Among the newcomers, freshman Isaiah Jackson ('22, Astros, 18th Round), Dunn ('19, Yankees, 11th Round) and Drake Varnado ('21, Diamondbacks, 17th Round) have all been drafted at some point in their careers.
- The Sun Devils didn't have a single freshman arm in the clubhouse last season but welcomes four this season (Ryan Hanks, Brandon Compton, Austin Humphres and Stephen Hernandez).
- After the departure of Sean McLain to the MLB Draft following last season, the Sun Devils will welcome his brother Nick McLain to the clubhouse this season with the youngster expected to be the Opening Day center fielder.
- ASU will feature an entirely new infield this season, highlighted by standout freshmen Nu'u Contrades, Luke Hill and Reese Beheler with a deep group of veteran transfers in Keaschall, Varnado, Jonny Weaver, Willie Cano and Wyatt Crenshaw.

ROGERS THAT

- Will Rogers got the Sun Devils off to a huge start on Opening Night, going 3-for-5 and a stolen base with a home run and a game-winning walk-off single.
- He added his second walk-off of the season against NDSU with his one-out solo shot in the bottom of the ninth for a 10-9 victory.
- Rogers had nine homers last season, tied for fourth in ASU freshman school history.
- From April 1 on, Rogers had the second-highest average on the team at .373, respectively. He led the team with a .746 slugging percentage in that time with nine doubles, a triple and five homers.
- His 27 extra-base hits on the season were the third-most of any Pac-12 freshman and 19th in the league overall.

2023 Sun Devil Baseball

HOME RUNS/DOUBLE PLAYS/PITCHING/TROPHY CASE

HOME RUN TRACKER

Player (Season.No.)	Gm #	Date	Opponent	On Base	Inning	Outs	Count	Score	Final
Will Rogers (1)	1	Feb. 17	SDSU	0	2	0	3-2	1-0	6-5
Luke Keaschall (1)	2	Feb. 18	SDSU	0	1	0	0-0	0-0	5-3
Isaiah Jackson (1)	2	Feb. 18	SDSU	0	2	1	0-2	1-0	5-3
Ryan Campos (1)	4	Feb. 21	UNLV	0	1	2	3-1	0-0	6-3
Ethan Long (1)	4	Feb. 21	UNLV	0	1	2	0-0	1-0	6-3
Wyatt Crenshaw (1)	4	Feb. 21	UNLV	0	3	1	0-0	2-0	6-3
Luke Keaschall (2)	5	Feb. 24	@ Miss St.	0	1	0	1-1	0-0	13-4
Wyatt Crenshaw (2)	5	Feb. 24	@ Miss St.	1	2	1	1-0	3-0	13-4
Luke Hill (1)	7	Feb. 26	@ Miss St.	0	2	0	0-2	1-3	3-16
Ethan Long (2)	7	Feb. 26	@ Miss St.	0	8	1	0-1	2-12	3-16
Ethan Long (3)	8	March 1	NDSU	1	4	0	0-2	0-7	10-9
Jacob Tobias (1)	8	March 1	NDSU	1	5	1	3-2	6-7	10-9
Will Rogers (2)	8	March 1	NDSU	0	9	1	0-0	9-9	10-9
Isaiah Jackson (2)	9	March 3	UC Irvine	0	2	1	2-2	1-5	6-16
Ryan Campos (2)	9	March 3	UC Irvine	0	5	0	1-1	3-11	6-16
Jacob Tobias (2)	9	March 3	UC Irvine	0	5	1	0-0	4-11	6-16
Jacob Tobias (3)	11	March 5	UC Irvine	0	8	0	1-1	0-6	2-7
Willie Cano (1)	13	March 8	at #13 Oklahoma St.	1	7	1	1-0	2-7	4-7
Ryan Campos (3)	15	March 11	UC Davis	1	5	2	2-0	3-0	6-4
Nu'u Contrades (1)	16	March 12	UC Davis	1	4	1	2-0	9-0	17-4
Ryan Campos (4)	16	March 12	UC Davis	1	4	2	0-0	12-0	17-4
Nu'u Contrades (2)	17	March 14	Utah Tech	0	3	0	1-2	0-1	9-1
Luke Keaschall (3)	17	March 14	Utah Tech	2	3	0	1-0	2-1	9-1
Luke Keaschall (4)	18	March 17	@ Utah	0	6	2	1-0	7-4	9-7
Wyatt Crenshaw (3)	19	March 18	@ Utah	1	2	1	1-0	3-3	15-9
Luke Keaschall (5)	19	March 18	@ Utah	1	7	2	1-0	11-5	15-9
Wyatt Crenshaw (4)	20	March 19	@ Utah	0	1	0	1-0	0-0	6-11
Luke Keaschall (6)	22	March 24	Arizona	1	1	2	1-0	0-2	6-5
Luke Keaschall (7)	22	March 24	Arizona	2	3	2	0-0	2-2	6-5
Nu'u Contrades (3)	23	March 25	Arizona	2	6	1	0-1	3-3	7-4
Wyatt Crenshaw (5)	24	March 26	Arizona	0	3	0	0-2	2-3	10-6
Kien Vu (1)	24	March 26	Arizona	0	4	2	3-1	4-3	10-6
Nu'u Contrades (4)	24	March 26	Arizona	0	5	0	0-0	5-3	10-6
Ryan Campos (5)	24	March 26	Arizona	0	6	2	0-2	9-3	10-6
Nu'u Contrades (5)	25	March 28	@ UNLV	1	7	0	1-1	3-2	6-2
Nu'u Contrades (6)	27	April 1	@ Cal	2	5	0	1-0	1-3	4-5
Isaiah Jackson (3)	29	April 4	Seattle U	1	8	2	2-2	9-5	11-6

GAME-WINNING RBI/Run (RBI/Run [When not an RBI] Responsible for the Go-Ahead Run and a Lead Not Relinquished)

Player	Gm #	Date	Opponent	Season #	Inning	Outs	Count	Result	Final
Will Rogers	1	Feb. 17	SDSU	1	9	1	0-0	1B 7 RBI	6-5
Luke Keaschall	2	Feb. 18	SDSU	1	1	0	0-0	HR 7	5-3
Jonny Weaver	3	Feb. 19	SDSU	1	7	2	1-2	1B 7 RBI	1-0
Ryan Campos	4	Feb. 21	UNLV	1	1	2	3-1	HR 7	6-3
Luke Keaschall	5	Feb. 24	@ Miss St.	2	1	0	1-1	HR 7	13-4
Will Rogers	8	March 1	NDSU	2	9	1	0-0	HR 7	10-9
Luke Hill	14	March 10	UC Davis	1	1	0	3-2	1B 7 RBI	7-1
Ryan Campos	15	March 11	UC Davis	2	1	0	2-1	1B LL RBI	6-4
Ryan Campos	16	March 12	UC Davis	3	1	1	0-1	1B MI RBI	17-4
Luke Hill	17	March 14	Utah Tech	2	3	0	1-2	1B MI RBI	9-1
Luke Keaschall	18	March 17	@ Utah	3	4	1	3-1	1B LF 2 RBI	9-7
Wyatt Crenshaw	19	March 18	@ Utah	1	2	1	2-0	HR RF 2 RBI	15-9
Nu'u Contrades	21	March 22	#25 Grand Canyon	1	1	2	1-1	2B LF RBI	11-1
Luke Keaschall	22	March 24	Arizona	4	3	2	0-0	HR CF 3 RBI	6-5
Nu'u Contrades	23	March 25	Arizona	1	6	1	0-1	HR LF 3 RBI	7-4
Jacob Tobias	24	March 26	Arizona	1	3	1	2-0	F8 SF	10-6
Jacob Tobias	25	March 28	@ UNLV	2	6	0	0-1	3B 8 2 RBI	6-2
Wyatt Crenshaw	26	March 1	@ Cal	2	5	1	1-1	E8	4-1
Luke Hill	28	April 2	@ Cal	3	8	1	3-2	1B 5 RBI	15-10
Jacob Tobias	29	April 4	Seattle U	3	1	1	2-1	1B RS 2 RBI	9-6

DOUBLE PLAYS

Gm #	Date	Opponent	Pitcher (SZN #)	Scoring	Players	Inn	Outs	Score	Final
1-Feb. 17	SDSU	Dunn (1)	643 GDP	Hill-Keaschall-Long	1	1	0-0	6-5	
1-Feb. 17	SDSU	Stevenson (1)	543 GDP	Contrades-Keaschall-Long	5	1	3-0	6-5	
2-Feb. 18	SDSU	Tieding (1)	L3U DP	Long	7	0	2-0	5-3	
5-Feb. 24	@ Miss St.	Dunn (2)	63 GDP	Hill-Long	1	1	3-0	13-4	
5-Feb. 24	@ Miss St.	Stevenson (2)	543 GDP	Contrades-Keaschall-Weaver	5	0	13-0	13-4	
5-Feb. 24	@ Miss St.	Giblin (1)	543 GDP	Contrades-Keaschall-Weaver	8	1	13-4	13-4	
7-Feb. 26	@ Miss St.	Manning (1)	L4 DP	Keaschall	3	0	2-3	3-16	
10-March 4	UC Irvine	Curtis (1)	361 GDP	Tobias-Hill-Curtis	3	1	0-2	9-10	
10-March 4	UC Irvine	Curtis (2)	63 DP	Hill-Tobias	4	1	0-3	9-10	
10-March 4	UC Irvine	Stevenson (3)	643 GDP	Hill-Keaschall-Tobias	6	1	5-6	9-10	
11-March 5	UC Irvine	Pivaroff (1)	643 GDP	Hill-Keaschall-Long	7	1	0-6	2-7	
11-March 5	UC Irvine	Gardner (1)	463 GDP	Keaschall-Hill-Long	8	1	0-6	2-7	
11-March 5	UC Irvine	Wainscott (1)	643 GDP	Hill-Keaschall-Long	9	0	1-7	2-7	
14-March 10	UC Davis	Dunn (3)	KSDP	Campos-Hill	1	1	0-0	7-1	
15-March 11	UC Davis	Peery (1)	463 GDP	Keaschall-Hill-Tobias	7	1	5-4	6-4	
16-March 12	UC Davis	Giblin (2)	L6U DP	Hill	2	1	3-0	17-4	
17-March 14	Utah Tech	Peery (2)	463 GDP	Keaschall-Varnado-Tobias	9	0	9-1	9-1	
20-March 19	@ Utah	Pivaroff (2)	463 GDP	Keaschall-Hill-Tobias	6	0	6-2	6-11	
23-March 25	Arizona	Curtis (3)	463 GDP	Keaschall-Hill-Tobias	5	0	1-3	7-4	
24-March 26	Arizona	Manning (2)	643 GDP	Hill-Keaschall-Tobias	6	1	7-3	10-6	
26-March 31	@ Cal	Dunn (4)	63 GDP	Hill-Tobias	1	0	0-0	4-1	
28-April 2	@ Cal	Giblin (3)	63 GDP	Hill-Tobias	1	1	0-0	15-10	
29-April 4	Seattle U	Hansell (1)	L3U DP	Tobias	3	1	3-1	11-6	

2023 TROPHY CASE

Luke Keaschall

Pac-12 Player of the Week - March 20

Collegiate Baseball News National Players of the Week - March 20

Nu'u Contrades

Pac-12 Player of the Week - March 27

2022 TROPHY CASE

Ryan Campos

Pac-12 Conference - Honorable Mention - Catcher

NCBWA Freshman All-American - Catcher

Jacob Tobias

Pac-12 Conference - First Team - DH

Collegiate Baseball News Freshman All-American - DH

Brock Peery

Pac-12 All-Conference (Honorable Mention)

MLB Draft

Joe Lampe, OF, Cleveland Guardians, Round 3, Pick 95

Sean McLain, INF, Los Angeles Dodgers, Round 5, Pick 165

Nate Baez, C, Minnesota Twins, Round 12, Pick 354

Kyle Luckham, RHP, Washington Nationals, Round 15, Pick 441

Adam Tulloch, LHP, Cleveland Guardians, Round 15, Pick 451

Ethan Long, 1B, San Francisco Giants, Round 20, Pick 616

SAVES

No.	Date	Opponent	Pitcher (Save #)	IP (H, R, ER, BB, K)
1	2/18	SDSU	Brock Peery (1)	0.1 (1, 0-0, 0, 1)
2	2/21	UNLV	Brock Peery (2)	0.2 (0, 0-0, 0, 1)
3	3/11	UC Davis	Jesse Wainscott (1)	2.0 (0, 0-0, 0, 1)
4	3/17	@ Utah	Jesse Wainscott (2)	1.0 (2, 1-1, 0, 0)
5	3/24	Arizona	Blake Pivaroff (1)	1.0 (1, 1-1, 0, 2)
6	3/25	Arizona	Owen Stevenson (1)	2.0 (1, 1-0, 1, 2)
7	3/31	@ Cal	Owen Stevenson (2)	1.0 (0, 0-0, 1, 3)

QUALITY STARTS

No.	Date	Opponent	Pitcher (QS #)	IP (H, R, ER, BB, K)
1	3/10	UC Davis	Ross Dunn (1)	6.0 (2, 1-1, 2, 8)

2023 Sun Devil Baseball

SERIES STATS AND INDIVIDUAL STREAKS

SERIES STATS

HITTING	W-L	AVG.	R	H	2B	3B	HR	RBI	BB	SO
SDSU	3-0	.321	12	27	6	1	3	12	11	18
@MISS. ST.	1-2	.243	17	25	0	1	4	15	19	33
UC IRVINE	0-3	.272	17	28	3	2	4	17	10	26
OK STATE	0-2	.215	8	14	5	0	1	7	11	23
UC DAVIS	3-0	.409	30	45	9	0	3	28	11	10
@UTAH	2-1	.356	30	42	11	0	4	29	12	25
ARIZONA	3-0	.333	23	33	7	0	7	23	6	26
@ CAL	2-1	.345	23	41	4	0	1	20	12	30
SINGLE GAME MIDWEEKS	6-0	.324	53	68	13	4	10	48	25	41

PITCHING	W-L	ERA	H	R	ER	BB	SO	SV	SCORE
SDSU	3-0	2.33	22	8	7	10	25	1	12-8
@MISS. ST.	1-2	9.00	28	25	25	17	26	0	17-25
UC IRVINE	0-3	7.33	32	33	22	20	23	0	17-33
OK STATE	0-2	7.88	20	15	14	12	10	0	8-15
UC DAVIS	3-0	3.00	20	9	9	6	25	1	30-9
@UTAH	2-1	7.96	28	27	23	14	20	1	30-27
ARIZONA	3-0	4.67	24	15	14	10	25	2	23-15
@ CAL	2-1	4.50	21	16	13	11	24	1	23-16
SINGLE GAME MIDWEEKS	6-0	3.00	45	22	18	16	56	1	53-22

STREAKS AND SUPERLATIVES

Multiple Hit Games	2	3	4	5+	Total	Multiple RBI Games	2	3	4	5+	Total
17 Campos, Ryan	8	5	1	-	14	18 Tobias, Jacob	7	2	1	-	10
32 Keaschall, Luke	9	3	1	-	13	32 Keaschall, Luke	3	3	1	1	8
18 Tobias, Jacob	10	3	-	-	13	6 Contrades, Nu'u	3	3	1	1	8
6 Contrades, Nu'u	6	3	3	-	12	14 Crenshaw, Wyatt	6	1	-	-	7
14 Crenshaw, Wyatt	9	2	-	-	11	17 Campos, Ryan	1	2	-	-	3
7 Hill, Luke	6	3	-	-	9	7 Hill, Luke	1	2	-	-	3
24 Jackson, Isaiah	6	-	-	-	6	25 Long, Ethan	2	1	-	-	3
25 Long, Ethan	3	-	-	-	3	26 Cano, Willie	3	-	-	-	3
15 Newman, Trey	2	1	-	-	3	21 Rogers, Will	2	-	-	-	2
26 Cano, Willie	2	1	-	-	3	24 Jackson, Isaiah	2	-	-	-	2
11 Vu, Kien	2	1	-	-	3	TEAM	30	14	3	2	49
21 Rogers, Will	2	1	-	-	3						
TEAM	65	23	5	0	93						

Hitting Streaks	Longest	Current	Reached Base Streaks	Longest	Current
17 Campos, Ryan	11	10	18 Tobias, Jacob	28	28
18 Tobias, Jacob	11	2	17 Campos, Ryan	27	27
32 Keaschall, Luke	11	2	7 Hill, Luke	16	2
6 Contrades, Nu'u	8	7	32 Keaschall, Luke	15	2
7 Hill, Luke	8	2	25 Long, Ethan	10	-
14 Crenshaw, Wyatt	8	-	11 Vu, Kien	10	10
15 Newman, Trey	7	-	14 Crenshaw, Wyatt	10	-
11 Vu, Kien	6	6	6 Contrades, Nu'u	8	7
25 Long, Ethan	5	-	15 Newman, Trey	7	-
26 Cano, Willie	4	-	24 Jackson, Isaiah	5	1
21 Rogers, Will	3	-	26 Cano, Willie	4	4
24 Jackson, Isaiah	3	1	21 Rogers, Will	3	1
35 Beheler, Reese	2	1	35 Beheler, Reese	2	1
2 Varnado, Drake	1	1	8 Weaver, Jonny	1	-
8 Weaver, Jonny	1	-	2 Varnado, Drake	1	1

2023 Sun Devil Baseball

ROSTER

PITCHERS (20)

No.	Name	Yr	B/T	HT	WT	Hometown (High School/Previous School)
48	Will Armbruster	Sr.	R/R	6'6"	235	Sammamish, WA (Eastside Catholic/New Mexico)
10	Christian Bodlovich	RS Jr.	R/R	6'0"	205	San Pedro, CA (Mira Costa)
27	Brandon Compton	Fr.	L/L	6'1"	210	Buckeye, AZ (Buckeye)
5	Khrstian Curtis	Jr.	R/R	6'5"	210	Groves, TX (Port Neches-Groves/Texas A&M)
46	Ross Dunn	Jr.	R/L	6'3"	225	Salt Lake City, UT (Cottonwood/Florida State)
19	Dylan Gardner	Jr.	R/R	6'5"	210	Meridian, ID (Borah/Big Bend CC)
40	Jonah Giblin	RS-So.	R/R	6'4"	230	Seattle, WA (Bainbridge/Phoenix College)
45	Ryan Hanks	Fr.	R/R	6'1"	205	Spring, TX (Klein Cain)
31	Josh Hansell	Jr.	R/R	6'6"	215	Chandler, AZ (Seton Catholic/Wichita State)
23	Stephen Hernandez	Fr.	L/L	6'2"	200	Chandler, AZ (Perry)
28	Austin Humphres	Fr.	L/L	6'3"	205	Surprise, AZ (Shadow Ridge)
37	Nolan Lebamoff	Gr.	R/R	6'3"	190	Fort Wayne, IN (Neuqua Valley/Valparaiso)
12	Timmy Manning	Jr.	L/L	6'2"	195	Pompano Beach, FL (Cardinal Gibbons, Florida)
13	Tyler Meyer	RS So.	R/R	6'3"	215	Riverbank, CA (Big Valley Chris/Stanislaus)
33	Brock Peery	Jr.	R/R	6'1"	195	Peoria, AZ (Mountain Ridge)
9	Blake Pivaroff	Jr.	L/R	6'0"	200	Laguna Beach, CA (Laguna Beach)
29	Owen Stevenson	Jr.	R/R	6'4"	205	San Francisco, CA (Sacred Heart Cathedral Prep, USF)
47	Matt Tieding	RS Jr.	R/R	6'3"	225	Fort Worth, TX (All Saints Episcopal/San Jac)
38	Tyler Valdez	Jr.	R/R	6'1"	180	Chandler, AZ (Perry/Chandler Gilbert)
39	Jesse Wainscott	RS Sr.	R/R	6'1"	200	Indianapolis, IN (Perry Meridian/Eastern Illinois)

CATCHERS (4)

41	Bronson Balholm	RS Sr.	S/R	6'0"	185	Los Angeles, CA (Notre Dame/Beloit College)
17	Ryan Campos	So.	L/R	5'9"	180	Mesa, AZ (Red Mountain)
15	Trey Newman	RS Jr.	R/R	5'9"	180	Scottsdale, AZ (Pinnacle/Central Arizona)
21	Will Rogers	So.	R/R	6'1"	210	Shoreview, MN (Moundsview)

INFIELDERS (10)

35	Reese Beheler	Fr.	L/R	6'2"	215	Sugar Land, TX (George Ranch)
26	Willie Cano	Sr.	R/R	6'2"	185	Gilbert, AZ (Mesquite/New Mexico)
6	Nu'u Contrades	Fr.	R/R	5'10"	190	Ewa Beach, HI (Saint Louis School)
14	Wyatt Crenshaw	Sr.	L/R	6'0"	180	Chandler, AZ (Perry/Colorado Christian)
7	Luke Hill	Fr.	R/R	6'0"	190	Baton Rouge, LA (Episcopal)
32	Luke Keaschall	Jr.	R/R	6'1"	190	Watsonville, CA (Aptos/San Francisco)
25	Ethan Long	Jr.	R/R	6'3"	215	Gilbert, AZ (Mountain Pointe)
18	Jacob Tobias	So.	L/R	6'1"	225	Bakersfield, CA (Liberty)
2	Drake Varnado	So.	R/R	6'1"	180	Port Neches, TX (IMG Academy/Arkansas)
8	Jonny Weaver	Gr.	R/R	6'0"	190	Ahwatukee, AZ (Mountain Pointe/Grand Canyon)

OUTFIELDERS (4)

24	Isaiah Jackson	Fr.	L/R	6'3"	205	Vail, AZ (Cienega)
3	Nick McLain	So.	S/L	5'10"	185	Tustin, CA (Beckman/UCLA)
22	Jose Vargas	Fr.	L/R	6'2"	190	League City, TX (Clear Springs)
11	Kien Vu	Fr.	L/L	5'11"	170	San Diego, CA (Point Loma)

COACHING STAFF

30	Willie Bloomquist	Head Coach
16	Mike Goff	Assistant Coach
20	Sam Peraza	Assistant Coach
36	Dan Jaffe	Assistant Coach

2023 Sun Devil Baseball

ROSTERS

NUMERICAL

No.	Name	Yr	Pos.	B/T	HT	WT	Hometown (High School)
2	Varnado, Drake	So.	INF	R/R	6'1"	180	Port Neches, TX (IMG Academy/Arkansas)
3	McLain, Nick	So.	OF	S/L	5'10"	185	Tustin, CA (Beckman/UCLA)
5	Curtis, Khristian	Jr.	RHP	R/R	6'5"	210	Groves, TX (Port Neches-Groves/Texas A&M)
6	Contrades, Nu'u	Fr.	INF	R/R	5'10"	190	Ewa Beach, HI (Saint Louis School)
7	Hill, Luke	Fr.	INF	R/R	6'0"	190	Baton Rouge, LA (Episcopal)
8	Weaver, Jonny	Gr.	INF	R/R	6'0"	190	Ahwatukee, AZ (Mountain Pointe/Grand Canyon)
9	Pivaroff, Blake	Jr.	RHP	L/R	6'0"	200	Laguna Beach, CA (Laguna Beach)
10	Bodlovich, Christian	RS Jr.	RHP	R/R	6'0"	205	San Pedro, CA (Mira Costa)
11	Vu, Kien	Fr.	OF	L/L	5'11"	170	San Diego, CA (Point Loma)
12	Manning, Timmy	Jr.	LHP	L/L	6'2"	195	Pompano Beach, FL (Cardinal Gibbons, Florida)
13	Meyer, Tyler	RS So.	RHP	R/R	6'3"	215	Riverbank, CA (Big Valley Chris/Stanslaus)
14	Crenshaw, Wyatt	Sr.	INF	L/R	6'0"	180	Chandler, AZ (Perry/Colorado Christian)
15	Newman, Trey	RS Jr.	C	R/R	5'9"	180	Scottsdale, AZ (Pinnacle/Central Arizona)
17	Campos, Ryan	So.	C	L/R	5'9"	180	Mesa, AZ (Red Mountain)
18	Tobias, Jacob	So.	INF	L/R	6'1"	225	Bakersfield, CA (Liberty)
19	Gardner, Dylan	Jr.	RHP	R/R	6'5"	210	Meridian, ID (Borah/Big Bend CC)
21	Rogers, Will	So.	UTL	R/R	6'1"	210	Shoreview, MN (Moundsview)
22	Vargas, Jose	Fr.	OF	L/R	6'2"	190	League City, TX (Clear Springs)
23	Hernandez, Stephen	Fr.	LHP	L/L	6'2"	200	Chandler, AZ (Perry)
24	Jackson, Isaiah	Fr.	OF	L/R	6'3"	205	Vail, AZ (Cienega)
25	Long, Ethan	Jr.	INF	R/R	6'3"	215	Gilbert, AZ (Mountain Pointe)
26	Cano, Willie	Sr.	INF	R/R	6'2"	185	Gilbert, AZ (Mesquite/New Mexico)
27	Compton, Brandon	Fr.	INF	L/L	6'1"	210	Buckeye, AZ (Buckeye)
28	Humphres, Austin	Fr.	LHP	L/L	6'3"	205	Surprise, AZ (Shadow Ridge)
29	Stevenson, Owen	Jr.	RHP	R/R	6'4"	205	San Francisco, CA (Sacred Heart Cathedral Prep, USF)
31	Hansell, Josh	Jr.	RHP	R/R	6'6"	215	Chandler, AZ (Seton Catholic/Wichita State)
32	Keaschall, Luke	Jr.	INF	R/R	6'1"	190	Watsonville, CA (Aptos/San Francisco)
33	Peery, Brock	Jr.	RHP	R/R	6'1"	195	Peoria, AZ (Mountain Ridge)
35	Beheler, Reese	Fr.	INF	L/R	6'2"	215	Sugar Land, TX (George Ranch)
37	Lebamoff, Nolan	Gr.	RHP	R/R	6'3"	190	Fort Wayne, IN (Neuqua Valley/Valparaiso)
38	Valdez, Tyler	Jr.	RHP	R/R	6'1"	180	Chandler, AZ (Perry/Chandler Gilbert)
39	Wainscott, Jesse	RS Sr.	RHP	R/R	6'1"	200	Indianapolis, IN (Perry Meridian/Eastern Illinois)
40	Giblin, Jonah	RS-So.	RHP	R/R	6'4"	230	Seattle, WA (Bainbridge/Phoenix College)
41	Balholm, Bronson	RS Sr.	C	S/R	6'0"	185	Los Angeles, CA (Notre Dame/Beloit College)
45	Hanks, Ryan	Fr.	RHP	R/R	6'1"	205	Spring, TX (Klein Cain)
46	Dunn, Ross	Jr.	LHP	R/L	6'3"	225	Salt Lake City, UT (Cottonwood/Florida State)
47	Tieding, Matt	RS Jr.	RHP	R/R	6'3"	225	Fort Worth, TX (All Saints Episcopal/San Jac)
48	Armbruester, Will	Sr.	RHP	R/R	6'6"	235	Sammamish, WA (Eastside Catholic/New Mexico)

PRO-NUN-SEE-AY-SHUNS

Bronson Balholm - BALL-home
 Reese Beheler - bee-HEE-ler
 Christian Bodlovich – BOD-low-vich
 Ryan Campos - CAMP-ose
 Willie Cano - KAW-no
 Nu'u Contrades - New con-TRAW-dez
 Josh Hansell - HAN-sell
 Austin Humphres - Like Humphreys
 Isaiah Jackson - eye-ZAY-uh

Luke Keaschall - KEESH-ull
 Nolan Lebamoff - leh-buh-MOFF
 Tyler Meyer - MY-er
 Brock Peery - PEER-ee
 Blake Pivaroff - pivv-uh-ROFF
 Matt Tieding - tee-DING
 Jacob Tobias - toe-bye-us
 Drake Varnado - var-NAY-doe
 Kien Vu - KEY-en VOO

ALPHABETICAL

No.	Name	Pos.
48	Armbruester, Will	RHP
41	Balholm, Bronson	C
35	Beheler, Reese	INF
10	Bodlovich, Christian	RHP
17	Campos, Ryan	C
26	Cano, Willie	INF
27	Compton, Brandon	INF
6	Contrades, Nu'u	INF
14	Crenshaw, Wyatt	INF
5	Curtis, Khristian	RHP
46	Dunn, Ross	LHP
19	Gardner, Dylan	RHP
40	Giblin, Jonah	RHP
45	Hanks, Ryan	RHP
31	Hansell, Josh	RHP
23	Hernandez, Stephen	LHP
7	Hill, Luke	INF
28	Humphres, Austin	LHP
24	Jackson, Isaiah	OF
32	Keaschall, Luke	INF
37	Lebamoff, Nolan	RHP
25	Long, Ethan	INF
12	Manning, Timmy	LHP
3	McLain, Nick	OF
13	Meyer, Tyler	RHP
15	Newman, Trey	C
33	Peery, Brock	RHP
9	Pivaroff, Blake	RHP
21	Rogers, Will	UTL
29	Stevenson, Owen	RHP
47	Tieding, Matt	RHP
18	Tobias, Jacob	INF
38	Valdez, Tyler	RHP
22	Vargas, Jose	OF
2	Varnado, Drake	INF
11	Vu, Kien	OF
39	Wainscott, Jesse	RHP
8	Weaver, Jonny	INF

BY POSITION

Catchers	4
Pitchers	20
Infielders	10
Outfielders	4

BY CLASS

Seniors	7
Juniors	14
Sophomores	7
Freshmen	10

BATTING

Lefties	7
Righties	9
Switch	2

PITCHING

Righties	15
Lefties	5

2023 Sun Devil Baseball

LAST TIME

Hitting Categories	
Hit a grand slam.....	Nate Baez, March 13, 2022 vs. San Francisco (W, 17-10)
Team hit two grand slams.....	Will Rogers and Nate Baez, Feb. 20, 2022 vs. Dixie State (W, 17-8)
Team hit five or more home runs.....	5, Feb. 20, 2022 vs. Dixie State (W, 17-8)
Hit a walkoff HR.....	Will Rogers (solo shot), March 1, 2023, vs. North Dakota State (W, 10-9)
Led off the game with a HR.....	Wyatt Crenshaw, March 18, 2023 at Utah (L, 6-11)
Hit for the cycle.....	Travis Buck, March 7, 2003 vs. Southern Utah (W, 19-0)
Team hit for the cycle to open the game.....	April 27, 2003 vs. Washington State (HR/2B/1B/3B)
Team hit for the cycle on four consecutive batters.....	April 18, 2019 at Utah (2B, 3B, 1B, HR in 12th inning)
Hit back-to-back HRs.....	Ryan Campos and Ethan Long, Feb. 21, 2023 vs. UNLV (W, 6-3)
Hit back-to-back-to-back HRs.....	Trevor Hauver, Spencer Torkelson, Hunter Bishop, April 12, 2019 vs. #3 Oregon State (L, 4-6)
Hit two HRs in one game.....	Nate Baez, May 6, 2022 vs. Utah (W, 19-7)
Switch hitter homered from both sides in one game.....	Gage Workman, March 8, 2020 vs. Fresno State (W, 8-3)
A freshman hit two HR in one game.....	Ivan Brethowr, March 5, 2022 at San Diego State (W, 13-5)
Hit three HRs in one game.....	Joey DeMichele, May 1, 2011 vs. Stanford (TIES ASU RECORD)
Reached base 6+ times in one game.....	6, Joe Lampe, March 13, 2022, vs. San Francisco
A player hit two grand slams in one season.....	2, Nate Baez, 2022
Had five hits in one game.....	Trevor Hauver, April 2, 2019 vs. Long Beach State (5-for-6)
Had six hits in one game.....	Travis Buck, March 13, 2005 vs. Western Illinois (went 6-for-8, 3 RBI)
Had seven hits in one game.....	Jerry Mantlo, February 6, 1972 vs. Michigan
Had three doubles in one game.....	Luke Hill, March 12, 2023 vs. UC Davis (W, 17-4)
Had four doubles in one game.....	Travis Buck, February 28, 2004 vs. Connecticut (W, 16-5)
Hit two triples in one game.....	Gage Canning, March 3, 2018 vs. Oklahoma State
Had seven RBI in one game.....	Trevor Hauver, Feb. 24, 2019 vs. UC Davis (W, 17-2)
Had eight RBI in one game.....	Kiel Roling, March 17, 2007 vs. Maine
Had nine RBI in one game.....	Jeremy West, April 27, 2003 vs. Washington State
Stole four bases in one game.....	Drew Maggi, April 10, 2010 at Washington St. (TIES ASU RECORD)
Stole home.....	Jacob Tobias, March 13, 2022 vs. San Francisco
Struck out four or more times in one game.....	4, Gage Workman, Feb. 25, 2020 vs. New Mexico State (W, 6-5 (10 inn))
Hitter stranded seven runners on base.....	Joe Lampe (7), May 22, 2021 at USC (L, 1-6)
Recorded 13 total bases.....	Gage Canning (13), April 27 vs. Oregon (2 HR, 1 3B, 2 1B)
Had an inside-the-park home run.....	Hunter Haas, Feb. 27, 2020 vs. Hawaii (W, 6-5)
Had an inside-the-park home run AND a traditional home run in one game.....	Gage Canning, March 18, 2018 vs. Oregon (W, 18-4)
Scored five runs in one game.....	5, Joe Lampe, vs. San Francisco, March 13, 2022 (W, 17-10)
Was hit by a pitch two or more times.....	2, Sean McLain, at #13 UCLA, April 29, 2022
Team was hit by 5+ pitches.....	4, Conor Davis, Feb. 25, 2022 vs. BYU (L, 0-5)
Walked 4+ times.....	2, Brookshaw, vs. North Dakota State, March 1, 2023 (W, 10-9)
Opponent hit two HRs in one game.....	Evan Williams, at Oregon, March 23, 2019
Opponent hit a walkoff HR.....	Brock Jones, at #14 Stanford, April 10, 2022
Opponent hit a leadoff HR.....	
Pitching Categories	
Threw a no-hitter.....	Ryan Hingst, March 25, 2016 vs. Utah, (W, 5-0)
Threw a perfect game.....	Eddie Bane, March 2, 1973 vs. Cal State Northridge (W, 9-0)
Threw a one-hitter.....	Individual - Brian Flores, May 20, 2007 at Oregon State (W, 8-1)
	Team - Feb. 21, 2021 vs. Sacramento State (W, 3-1)
	Will Waldrip, Jan. 23, 1999 vs. Hawaii-Hilo (W, 3-0)
Threw a two-hitter.....	Phil Keller, March 23, 1970 vs. Stanford (L, 1-0)
Were no-hit.....	Noah Bremer, at Washington, May 12, 2017 (L, 0-2)
Were one-hit.....	Grant Taylor, at Washington State, May 19, 2022 (L, 0-2)
Were two-hit.....	Justin Hall, May 8, 2021 at Cal (W, 5-3)
Threw a complete game.....	Eli Lingos, March 30, 2018 at Washington St. (W, 7-0)
Threw a complete game shutout.....	Trevor Williams, 3/1/13 vs. Pacific (W, 8-1) and 3/9 vs. Long Beach State (W, 4-0)
Threw back-to-back complete games.....	Brady Rodgers/Kramer Champlin, May 8 and 21, 2011 at Washington
Threw back-to-back complete game shutouts.....	Alex Williams, at #1 (5-0, 8 pitchers - school record)
Had an opposing pitcher throw a complete game.....	March 7, 2021 vs. Utah (5-0, 8 pitchers - school record)
Shut out an opponent (five or more pitchers).....	March 7 and 12, 2021 vs. Utah and Cal State Fullerton (5-0 and 10-0)
Shut out an opponent in back to back games (one or more pitchers).....	March 7 and 12, 2021 vs. Utah and Cal State Fullerton (5-0 and 10-0)
ASU was shutout.....	at Washington State, May 19, 2022 (L, 0-2)
Struck out 10 or more batters in a game.....	11 (7.1 IP), Tyler Thornton, April 30, 2021 vs. Rhode Island (W, 9-6)
Team struck out 18 or more batters.....	20, April 9, 2021 at Washington (W, 3-2 (15))
Had back-to-back starts with 10 strikeouts.....	Alec Marsh (10 in each), May 10, 2019 at Nebraska and May 17, 2019 at Cal
Individual struck out 15 or more batters in a game.....	Mike Leake (15), May 30, 2009 vs. Oral Roberts (CG, 4-1 Win in Tempo Regional)
Had an opposing pitcher strike out 10 or more Sun Devils.....	Cooper Hjerpe (12), at #3 Oregon State, March 18, 2022 (L, 0-2)
Did not walk a batter (complete game).....	Ryan Kellogg, May 14, 2015 vs. Washington State (W, 5-0)
Recorded 10+ wins in a season.....	Ryan Kellogg, 11-1 (2013)
Hit three batters in a game.....	Ross Dunn (3), March 17, 2023 at Utah (W, 9-7)
Starting pitcher hit a home run in a game.....	Erik Tolman, April 23, 2019 vs. UNLV (W, 9-2)
Reliever pitched 6.0+ innings in relief.....	7.0 (Save), Tyler Thornton, April 30, 2021 vs. Rhode Island (W, 9-6)
Used 10+ pitchers.....	12, April 21, 2021 at GCU (school record)
Pitcher went 7.0 innings with one hit or less.....	1 hit in 7.0 IP, Kai Murphy (starting debut), May 9, 2021 at Cal (W, 7-2)
Fielding Categories	
Had no errors in four straight games.....	April 20, 23, 26-27, 2019 at Utah, vs. UNLV, at Washington
Committed three or more errors in one game.....	Andrew Snow (3), Feb. 17, 2017 vs. Northwestern
Had 16 or more putouts in one game.....	Conor Davis (18), First Base, at Arizona, April 23, 2022 (W, 8-5)
Had 20 or more put outs in one game.....	Zach Wilson (20), First Base, April 21, 2011 at Cal
Had eight or more assists in one game.....	Hunter Haas (8), April 10, 2021 at Washington (W, 8-1)
	Sean McLain (8), April 17, 2021 vs. #18 Stanford (L, 9-11)
Caught and pitched in the same game.....	Jordan Swagerty, March 17, 2010 vs. USC (2x in 2010)
Turned four double plays in one game.....	May 7, 2021 at Cal (L, 2-7)
Turned five+ double plays in one game.....	5, April 25, 2010, vs. Washington (TIES ASU RECORD)
Turned a triple play.....	Eric Sogard (2B), Brett Wallace (1B) and Andrew Romine (SS), February 27, 2007 at Arizona
Scoring and Misc. Categories	
Recorded 20+ hits.....	20, March 12, 2023 vs. UC Davis
Recorded 20+ hits in back-to-back games.....	22 and 22, February 3-4, 2007 vs. Southern Utah
Scored 20+ runs.....	21, April 11, 2022 at Santa Clara (W, 21-1)
Scored 30+ runs.....	30, March 13, 2005 vs. Western Illinois (W, 30-13 in Baton Rouge, La.)
Scored 10+ runs in one inning.....	10, 9th Inning, April 11, 2022 at Santa Clara (W, 21-1)
Allowed 10+ runs in one inning.....	13, 6th Inning, April 29, 2022 at #13 UCLA (L, 2-19)
Allowed 5 or more home runs in a game.....	5, vs. Nebraska, March 1, 2020 (L, 10-18)
Allowed 3 or more home runs in an inning.....	3, at #14 Stanford, April 8, 2022
Walked 15+ times in a game.....	15, March 18, 2022 at #3 Oregon State (L, 0-2)
Walked 15+ opponent batters.....	15, March 6, 2022 at San Diego State (W, 6-4)
Stranded 15+ ASU runners on base in one game.....	15, March 18, 2022 at #3 Oregon State (L, 0-2)
Stranded 15+ opponent runners on base in one game.....	15, March 18, 2022 at #3 Oregon State (L, 0-2)
Surrendered a ninth inning lead.....	March 1, 2023 vs. NDSU (led 9-8, won 10-9)
Walked off an opponent.....	Feb. 19, 2023 vs. SDSU (W, 6-5)
Swept a three-game Pac-12 series.....	March 23-25, 2023 vs. Arizona (6-5, 7-4, 10-6)
Swept a three-game Non-Conference series.....	March 10-12, vs. UC Davis (7-5, 6-4, 17-4)
Shut out an opponent twice in a series.....	March 26-28, 2021 vs. Washington St. (10-0, 5-1, 9-0)
Were swept in a Pac-12 series.....	April 29, May 1, 2022 at #13 UCLA (2-16, 5-7, 5-16)
Were swept in a Pac-12 series at home.....	May 27-29, 2021 vs. #13 UCLA (9-21, 5-8, 0-3)
Were swept in a three-game Non-Conference series.....	March 3-5, 2023 vs UC Irvine (6-16, 9-10, 2-7)
Played in extra innings.....	10, April 22, 2022 at Arizona (6-7)
Played in 14+ innings.....	16, April 9, 2021 at Washington (W, 3-2 (16))
Played back-to-back extra inning games.....	March 29-30, 2018, at Washington State (L, 8-7 (10)), (L, 4-3 (11))
Played a game lasting 5+ hours.....	5 hours, 4 minutes, April 9, 2021 at Washington (W, 3-2 (16))
ASU overcame a five-run deficit.....	7, March 1, 2023, vs NDSU (Down 7-0, W 10-9)
ASU overcame multiple five-run deficits in a season.....	3, 2022 (5 vs. USF (W), 5 at UNLV (L), 7 vs. Cal (W))

2023 Sun Devil Baseball

SITUATIONAL RECORDS/PITCHING STAFF

Record When...

Overall	20-9	Opponent 0-2 runs.....	6-0	Hit 0 home runs.....	5-3
Conference	7-2	3-5 runs	8-2	1 home run	6-4
Non-Conference	13-7	6-9 runs	5-3	2+ home runs.....	9-2
Home games	14-3	10+ runs.....	1-4	Opponent 0 home runs.....	13-1
Away games	4-6	Scored in 1st inning	12-4	1 home run	3-4
Neutral site	2-0	Opp. scored in 1st	6-5	2+ HRs	4-4
Day games	8-7	Scores first.....	13-5	Made 0 errors	9-3
Night games	12-2	Opp. scores first.....	7-4	1 error	8-4
vs Left starter	6-2	After 6 leading	18-2	2+ errors	3-2
vs Right starter	14-7	trailing	1-7	Opp. made 0 errors.....	7-6
1-Run games.....	4-2	tied	1-0	1 error	9-2
2-Run games	3-0	After 7 leading	19-1	2+ errors	4-1
5+Run games.....	8-4	trailing	1-7	Out-hit opponent	17-2
Extra innings.....	0-0	tied	0-1	Out-hit by opponent	2-6
Shutouts	1-0	After 8 leading	19-0	Hits are tied	1-1
Scoring 0-2 runs	1-2	trailing	0-8		
3-5 runs	2-4	tied	1-1		
6-9 runs.....	9-3				
10+ runs	8-0				

A Look At the Pitching Staff

Arizona State Starters

Pitcher	Starts/QS	QS Pct.	PC/Start	IP/Start	ER Against/Start	Runs For/Start	PCK	DP	Team Record
Dunn	7/1	14.3	561/80.3	301/4.3	10/1.4	34/4.9	0	4	6-1
Curtis	7/0	0.0	536/76.6	311/4.5	23/3.3	23/3.3	0	3	4-3
Giblin	4/0	0.0	279/69.8	17.2/4.4	8/2.0	30/7.5	0	2	3-1
Stevenson	3/0	0.0	136/45.3	8.0/2.7	6/2.0	9/3.0	0	0	2-1
Manning	3/0	0.0	171/57.0	9.0/3.0	10/3.3	2/0.7	0	1	1-2
Hansell	3/0	0.0	156/52.0	8.1/2.7	5/1.7	3/1.0	0	0	3-0
Tieding	2/0	0.0	87/47.0	5.1/2.7	4/2.0	6/3.0	0	0	1-1

Arizona State Bullpen (Relief Appearances Stats Only)

Reliever	APP	IP	H	R	ER	BB	SO	SV	ERA	Hold	IR/Scored	1st Bat. Faced/Ret.
Hanks	1	0.1	1	0	0	1	1	0	0.00	0	3/3	1/0
Peery	14	9.0	4	1	1	5	11	2	1.00	2	20/8	14/5
Valdez	5	4.1	3	1	1	2	4	0	2.08	0	2/0	5/4
Lebamoff	15	13.0	4	4	3	11	11	0	2.08	6	8/1	15/12
Hansell	5	8.1	7	2	2	2	6	0	2.16	0	0/0	5/5
Tieding	12	22.2	16	11	7	3	11	0	2.785	3	12/6	12/7
Giblin	6	11.2	9	4	4	4	11	0	3.09	2	3/1	6/4
Manning	7	11.2	10	7	7	6	14	0	5.40	3	3/0	7/6
Bodlovich	8	3.1	10	4	2	1	1	0	5.40	2	14/8	8/2
Pivaroff	14	16.0	14	11	10	5	14	1	5.62	4	2/0	14/11
Stevenson	8	18.0	15	13	12	12	17	0	6.00	1	0/0	8/4
Armbruster	2	1.1	2	1	1	0	0	0	6.75	0	0/0	2/2
Wainscott	14	17.1	22	15	14	5	13	1	7.27	2	10/5	14/8
Gardner	7	5.1	5	7	7	6	4	0	11.81	0	0/0	7/2
Humphres	4	2.1	5	4	4	1	4	0	15.43	0	0/0	4/1
Rogers	1	0.1	2	4	4	1	0	0	99.00	0	0/0	1/0

2023 Sun Devil Baseball

TEAM AND INDIVIDUAL RANKINGS

NATIONAL/LEAGUE RANKINGS

Category	Team	Nat'l	Pac-12	Value
Base on Balls (295 ranked)		187	7	.117
Batting Average (295 ranked)		14	1	0.319
Double Plays (294 ranked)		46	2	.23
Double Plays Per Game (295 ranked)		81	7	0.79
Doubles (295 ranked)		70	4	.58
Doubles Per Game (294 ranked)		96	6	.2
Earned Run Average (295 ranked)		95	9	5.12
Fielding Percentage (295 ranked)		70	5	0.975
Hit Batters (295 ranked)		44	1	.44
Hit by Pitch (295 ranked)		195	8	.28
Hits (295 ranked)		12	1	.323
Hits Allowed Per Nine Innings (295 ranked)		56	7	8.47
Home Runs (295 ranked)		64	3	.37
Home Runs Per Game (295 ranked)		81	6	1.28
On Base Percentage (295 ranked)		72	3	0.398
Runs (295 ranked)		72	3	.213
Sacrifice Bunts (290 ranked)		188	7	.7
Sacrifice Flies (295 ranked)		12	1	.19
Scoring (295 ranked)		96	4	.73
Shutouts (95 ranked)		95	7	.1
Slugging Percentage (295 ranked)		41	4	.05
Stolen Bases (293 ranked)		147	4	.31
Stolen Bases Per Game (295 ranked)		168	6	1.07
Strikeout-to-Walk Ratio (295 ranked)		115	9	2.02
Strikeouts Per Nine Innings (295 ranked)		191	10	.83
Triples (289 ranked)		83	5	.7
Triples Per Game (293 ranked)		106	5	0.24
WHIP (295 ranked)		56	5	.14
WL Pct (295 ranked)		35	4	0.69
Walks Allowed Per Nine Innings (295 ranked)		75	9	4.09

Category	Individual	Nat'l	Pac-12	Value
Base on Balls (129 ranked)	Ryan Campos	95	5	.23
Batting Average (250 ranked)	Ryan Campos	21	1	0.43
	Nu'u Contrades	101	4	0.389
Complete Games (9 ranked)				
Doubles (84 ranked)	Luke Keaschall	47	1	.11
	Wyatt Crenshaw	84	4	.10
Doubles Per Game (141 ranked)	Luke Keaschall	97	4	0.38
Earned Run Average (200 ranked)	Ross Dunn	114	5	2.97
	Jonah Giblin	200	11	3.68
Games Started (22 ranked)	Christian Curtis	22	1	.7
	Ross Dunn	22	1	.7
Hits (130 ranked)	Ryan Campos	23	1	.46
	Nu'u Contrades	76	2	.42
	Luke Keaschall	130	4	.39
Hits Per Game (146 ranked)	Ryan Campos	47	2	1.59
	Nu'u Contrades	62	4	1.56
On Base Percentage (149 ranked)	Ryan Campos	16	2	0.537
Pitching Appearances (100 ranked)	Nolan Lebamoff	26	5	.15
	Brock Peery	55	9	.14
	Blake Pivaroff	55	9	.14
	Matt Tieding	55	9	.14
	Jesse Wainscott	55	9	.14
Runs (150 ranked)	Ryan Campos	31	1	.36
Runs Batted In (139 ranked)	Jacob Tobias	99	2	.32
	Luke Keaschall	139	7	.30
Runs Batted In Per Game (149 ranked)	Jacob Tobias	135	7	.114
Runs Per Game (145 ranked)	Ryan Campos	70	5	1.24
Sacrifice Flies (91 ranked)	Isaiah Jackson	26	2	.4
	Wyatt Crenshaw	91	7	.3
	Luke Hill	91	7	.3
Saves (341 ranked)	Owen Stevenson	161	11	.2
	Brock Peery	161	11	.2
	Jesse Wainscott	161	11	.2
	Blake Pivaroff	341	18	.1
Slugging Percentage (250 ranked)	Ryan Campos	184	8	0.654
	Luke Keaschall	220	11	0.635
Stolen Bases (147 ranked)	Luke Keaschall	147	3	.10
Strikeouts Per Nine Innings (150 ranked)	Ross Dunn	66	3	11.87
Total Bases (150 ranked)	Luke Keaschall	82	3	.73
	Ryan Campos	122	4	.70
Toughest to Strike Out (148 ranked)	Ryan Campos	57	4	10.7
Triples (114 ranked)	Jacob Tobias	29	4	.3
Triples Per Game (141 ranked)	Jacob Tobias	74	6	0.11
Victories (51 ranked)	Ross Dunn	51	1	.4

2023 Sun Devil Baseball

RECORD BY POSITION STARTS

LF

Will Rogers, 15 (11-4)
Campos, 7 (5-2)
Vu, 6 (4-2)
Crenshaw, 1 (0-1)

CF

Jackson, 25 (17-8)
Vu, 4 (3-1)

RF

Crenshaw, 25 (19-6)
Vu, 3 (1-2)
Long, 1 (0-1)

SS

Hill, 28 (19-9)
Varnado, 1 (1-0)

2B

Keaschall, 29 (20-9)

3B

Contrades, 27 (19-8)
Cano, 1 (0-1)
Weaver, 1 (1-0)

SP

Dunn, 7 (6-1)
Curtis, 7 (4-3)
Giblin, 4 (3-1)
Stevenson, 3 (2-1)
Manning, 3 (1-2)
Hansell, 3 (3-0)
Tieding, 2 (1-1)

1B

Tobias, 21 (15-6)
Long, 8 (5-3)

DH

Cano, 11 (10-1)
Jacob Tobias, 7 (4-3)
Long, 3 (1-2)
Crenshaw, 3 (1-2)
Rogers, 3 (3-0)
Weaver, 1 (1-0)
Beheler, 1 (0-1)

C

Ryan Campos, 22 (15-7)
Newman, 7 (5-2)

2023 Sun Devil Baseball

TV/RADIO ROSTER



#2, Drake Varnado
So. • INF • R/R • 6-1 • 180



#3, Nick McLain
So.. • OF • S/R • 5-10 • 185




#5, Khristian Curtis
Jr. • RHP • R/R • 6-5 • 210




#6, Nu'u Contrades
Fr. • INF • R/R • 5-10 • 190




#7, Luke Hill
Fr. • INF • R/R • 6-0 • 190




#8, Waver, Jonny
Gr. • INF • R/R • 6-0 • 190



#9, Blake Pivaroff
Jr. • RHP • L/R • 6-0 • 200



#10, Christian Bodlovich
Jr. • RHP • R/R • 6-0 • 205




#11, Kien Vu
Fr. • OF • L/L • 5-11 • 170



#12, Timmy Manning
Jr. • LHP • L/L • 6-2 • 195




#14, Wyatt Crenshaw
Sr. • INF • L/R • 6-0 • 180



#15, Trey Newman
R.Jr. • C • R/R • 5-9 • 180



#17, Ryan Campos
So. • C • L/R • 5-9 • 180



#18, Jacob Tobias
So. • INF • L/R • 6-1 • 225




#19, Dylan Gardner
Jr. • RHP • R/R • 6-5 • 210



#21, Will Rogers
So. • C/OF • R/R • 6-1 • 210



#22, Jose Vargas
Fr. • OF • L/R • 6-2 • 190



#23, Stephen Hernandez
Fr. • LHP • L/L • 6-2 • 200



#24, Isaiah Jackson
Fr. • OF • L/R • 6-3 • 205



#25, Ethan Long
Jr. • INF • R/R • 6-3 • 215

2023 Sun Devil Baseball

TV/RADIO ROSTER



#26, Willie Cano
Sr. • INF • R/R • 6-2 • 185



#28, Austin Humphres
Fr. • LHP • L/L • 6-1 • 210




#29, Owen Stevenson
Jr. • RHP • R/R • 6-4 • 205



#31, Josh Hansell
Jr. • RHP • R/R • 6-6 • 215



#32, Luke Keaschall
Jr. • INF • R/R • 6-1 • 190



#33, Brock Peery
Jr. • RHP • R/R • 6-1 • 195



#35, Reese Beheler
Fr. • INF • L/R • 6-2 • 215



#37, Nolan Lebamoff
Gr. • RHP • R/R • 6-3 • 190



#38, Tyler Valdez
Jr. • RHP • R/R • 6-1 • 180




#39, Jesse Wainscott
R.Sr. • RHP • R/R • 6-1 • 200




#40, Jonah Giblin
R-So. • RHP • R/R • 6-4 • 230



#41, Bronson Balholm
R-Sr. • C • S/R • 6-0 • 185



#45, Ryan Hanks
Fr. • RHP • R/R • 6-1 • 205



#46, Ross Dunn
Jr. • LHP • R/L • 6-3 • 225



#47, Matt Tieding
R-Jr. • RHP • R/R • 6-3 • 225



#48, Will Armbruster
Sr. • RHP • R/R • 6-6 • 235



#30, Willie Bloomquist
HEAD COACH



#16, Mike Goff
ASSISTANT COACH



#20, Sam Peraza
PITCHING COACH



#36, Dan Jaffe
ASSISTANT COACH