

# 2021 Sun Devil Baseball

## GAME NOTES - OREGON

### #23 ARIZONA STATE

11-3 (0-0 Pac-12)  
@ASU\_Baseball  
@TheSunDevils

#### GAMES 15-17

March 19-21

4p.m./2 p.m./12 p.m. AZT

PK Park

Eugene, Ore.

Watch: Pac-12 Live Stream

Radio: N/A

### #19 Oregon

8-3/0-0 Pac-12  
@OregonBaseball  
@GoDucks

Five-Time NCAA Champions (1965, 1967, 1969, 1977, 1981) | 22 College World Series Appearances | 21 Conference Championships | 128 All-Americans | 14 National Players of the Year | 12 College Baseball Hall of Famers



ASU\_BASEBALL



SUN DEVIL BASEBALL



ASU\_BASEBALL

#### MEDIA RELATIONS CONTACT

Jeremy Hawkes

jdhawkes@asu.edu | C: 520-403-0121 | O: 480-965-9544

#### 2021 @ASU BASEBALL Schedule

Date	Opponent	Time/Score
19-Feb	Sacramento State^	L 2-4
20-Feb	Sacramento State^	W 2-1
21-Feb	Sacramento State^	W 3-1
26-Feb	Hawaii	L 2-3
27-Feb	Hawaii	W 6-5
27-Feb	Hawaii	W 9-6
2-Mar	Nevada	W 13-4
5-Mar	Utah	W 4-3
6-Mar	Utah	W 4-1
7-Mar	Utah	W 5-0
12-Mar	Fullerton	W 10-0
13-Mar	Fullerton	W 6-4
14-Mar	Fullerton	W 5-2
16-Mar	UNLV	L 9-10
19-Mar	at Oregon*	4:00 PM
20-Mar	at Oregon*	2:00 PM
21-Mar	at Oregon*	12:00 PM
26-Mar	Washington State*	6:35 PM
27-Mar	Washington State*	2:05 PM
28-Mar	Washington State*	12:05 PM
30-Mar	at UNLV	12:05 PM
1-Apr	Arizona*	6:35 PM
2-Apr	Arizona*	6:35 PM
3-Apr	Arizona*	2:05 PM
6-Apr	at Arizona	TBD
9-Apr	at Washington*	TBD
10-Apr	at Washington*	TBD
11-Apr	at Washington*	TBD
16-Apr	Stanford*	6:35 PM
17-Apr	Stanford*	6:35 PM
18-Apr	Stanford*	12:35 PM
20-Apr	Grand Canyon	6:35 PM
21-Apr	at Grand Canyon	TBD
23-Apr	at Utah*	TBD
24-Apr	at Utah*	TBD
25-Apr	at Utah*	TBD
26-Apr	at BYU	TBD
30-Apr	Rhode Island	6:35 PM
1-May	Rhode Island	6:35 PM
2-May	Rhode Island	12:35 PM
7-May	at Cal*	TBD
8-May	at Cal*	TBD
9-May	at Cal*	TBD
11-May	at Nevada	12:00 PM
14-May	Oregon State*	6:35 PM
15-May	Oregon State*	6:35 PM
16-May	Oregon State*	12:35 PM
19-May	at San Diego	TBD
21-May	at USC*	TBD
22-May	at USC*	TBD
23-May	at USC*	TBD
27-May	UCLA*	6:35 PM
28-May	UCLA*	6:35 PM
29-May	UCLA*	12:35 PM

All times local

\* - Indicates a Pac-12 Conference game

# - Indicates a Pac-12 Network Game

^ - Indicates a Pac-12 Live Stream Game

#### #10THINGS (Twitter-Friendly Notes)

1. Dating back to last year, ASU has held opponents to five runs or fewer in 28 of the 31 games since Jason Kelly's arrival.
2. In its last two three-game series, ASU opponents are 5-for-50 w/ RISP (.100) and just 1-for-10 with a runner on third with less than 2 outs
3. Sean McLain hits in his last 12 games and has homered in three straight games and three of his last four games.
4. The Sun Devil infielders have combined to post just two infield errors on 244 chances this season (.992).
5. ASU has nine homers in the last six games after having just five in the first 8 games of the year. The 14 homers are third in the Pac-12.
6. ASU has yet to lose a game in which Tyler Thornton has started, going 8-0 in those games going back to last year.
7. The bullpen has recorded a 2.74 ERA this season with eight saves and a 76:37 strikeout to walk ratio.
8. Hunter Haas has recorded the go-ahead RBI in five of ASU's 11 wins this season. No other player has more than two.
9. Joe Lampe has advanced a runner with an out 11 times this season - six more than any player on the team - and 2nd in NCAA with 4 sac flies.
10. Kai Murphy has hits in seven of his last eight games after having just one hit in his first five. He has multiple hits in 3 of the last 4 games.

#### #BYTHENUMBERS

**ASU has held its opponents to 5 runs or fewer in 28 of the 31 games** since Jason Kelly has come on as the pitching coach. For perspective, ASU gave up six or more runs in 25 of its 57 games in 2019. Even despite a tough 10-runs allowed against UNLV, ASU is 20th in the nation and third in the Pac-12 with a 2.93 ERA this year. ASU is 24th in the country and fourth in the Pac-12 with a 1.16 WHIP so far this year. The team is 17th in the nation and second in the Pac-12 in hits allowed per nine innings (6.71).

Sean McLain has become the hottest batter in the Sun Devil lineup, **with hits in his last 12 games and has multiple hits in seven of those** - the most-multi hit games on the team. He leads the team with a .396 average on the year, good for fourth in the Pac-12. McLain has homered in each of his last three games and in four of the last five games. The four homers are tied for fourth in the Pac-12. Combined with his six doubles on the year, he has more extra-base hits than singles and his .771 average is second in the Pac-12.

**ASU has yet to lose a game in which Tyler Thornton has started since arriving in Phoenix, going 8-0 in those games.** Thornton has given ASU at least 5.0 innings in seven of his eight outings at ASU. In fact, including his 13 starts at Saint Mary's, Thornton has failed to reach the five-inning mark just three times in his 21 collegiate starts. Thornton has 6 or more strikeouts in six of his first eight appearances for the Sun Devils dating back to last year. His 21 strikeouts this season are currently good for sixth in the Pac-12.

The Sun Devil infielders have combined to post **just two infield errors on 244 chances on the season (.992)**. That comes despite starting freshmen at first, second, and third and shifting Drew Swift from second base to shortstop. The series will feature two shortstops who have yet to post an errors this season in Swift (52 chances) and UO's Josh Kasevich (47 chances). The left side of ASU's infield has yet to post an error this season between Swift and freshman third baseman Hunter Haas (30-for-30 on defensive chances).

#### PROJECTED STARTERS

ASU	ERA	W-L	IP	SO	BB	Opp. Avg
RHP Seth Tomczak	0.00	0-0	5.0	3	1	.250
RHP Tyler Thornton	3.98	1-0	20.1	27	6	.234
TBA						

ORE	ERA	W-L	IP	SO	BB	Opp. Avg
LHP Robert Ahlstrom	0.00	1-0	10.0	14	1	.143
RHP Cullen Kafka	0.64	1-0	14.0	21	6	.184
RHP Brett Walker	3.45	1-1	15.2	8	3	.262

Five-Time NCAA Champions (1965, 1967, 1969, 1977, 1981) | 22 College World Series Appearances | 21 Conference Championships

128 All-Americans | 14 National Players of the Year | 12 College Baseball Hall of Fame Members

447 Major League Baseball Draft Picks | 111 Major Leaguers | 52 Major League Baseball First-Round Draft Picks

TWITTER: @ASU\_BASEBALL

INSTAGRAM: @ASU\_BASEBALL

FACEBOOK: SUNDEVILBASEBALL

# 2021 Sun Devil Baseball

## QUICK FACTS/MEDIA INFORMATION

### GENERAL INFORMATION

Location .....	Tempe, Ariz.
Founded .....	1885
Enrollment .....	119,000
Nickname .....	Sun Devils
School Colors .....	Maroon and Gold
Home Field .....	Phoenix Municipal Stadium
Capacity .....	5,300
Muni Dimensions .....	Lines: 333 (LF) 334 (RF) Alleys: 385 CF: 395
Surface .....	Grass
Affiliation .....	NCAA Div. I
Conference .....	Pac-12
President .....	Dr. Michael Crow
VP of Athletics .....	Ray Anderson
Athletic Dept. Phone .....	(480) 965-3482
Ticket Office Phone .....	(480) 727-0000
Athletics Department Address .....	Carson Student-Athlete Center
.....	500 East Veteran's Way
.....	P.O. Box 872505
.....	Tempe, AZ 85287-2505

### PROGRAM HISTORY

First Year of Baseball .....	1907 (7-2)
Start of NCAA Baseball .....	1959 (28-18-1)
All-Time Record .....	2919-1469-8 (.664)*
Modern Era Record (Since Joining NCAA) .....	2587-1127-4*
National Championships .....	5 ('65, '67, '69, '77, '81)
Years in CWS/Last .....	22 (2010)*
All-Time CWS Record .....	61-38 (.616)*
NCAA Appearances/Last .....	40 (2019)*
NCAA Tournament Record .....	170-80 (.680)*
Best Record All-time .....	64-6 (.914) - 1972
Last All-Americans .....	2020 (1)^
.....	Spencer Torkelson (Unanimous)

\*- ASU vacated 44 wins, the Pac-10 title and the College World Series appearance from 2007. Records do not reflect the vacations.

^- Only one publication released All-Americans

### COACHING STAFF

Head Coach .....	Tracy Smith (7th/25th overall)
Alma Mater .....	Miami (Ohio) (1989)
Record at ASU (Years) .....	179-136 (6)
Career Division I (Years) .....	783-593-1 (23)
Associate Head Coach .....	Ben Greenspan (7th year)
Assistant Coach/Pitching .....	Jason Kelly (2nd Year)
Volunteer Assistant Coach/Hitting .....	Michael Earley (5th year)
Dir. of Operations .....	Daniel Stolper (4th year)
Strength & Conditioning .....	Jason Robbins (7th year)
Athletic Trainer .....	Jesse Lowman (7th year)
Dir. of Community Relations .....	Armando Flores (14th year)

### SPORTS INFORMATION

Baseball Contact .....	Jeremy Hawkes
Office .....	480-965-9544
Cell .....	520-403-0121
E-Mail .....	jdhawkes@asu.edu
Director of Sports Information .....	Doug Tammara
Email .....	tammara@asu.edu

### 2020 RECAP

Overall Record .....	13-4
Conference record .....	---
Home record .....	11-4
Away record .....	2-0
Neutral site record .....	---
Postseason .....	---
Final national finish .....	---
Conference finish .....	---
Players Drafted .....	5

## MEDIA INFORMATION

### Credentials

All credential requests should be sent via email to Jeremy Hawkes (jdhawkes@asu.edu).

### Interview Policy

Sun Devil Baseball's weekly media availability with vary week-to-week based on the season's schedule. Media Relations Director Jeremy Hawkes will reach out each week to confirm availability dates. Media planning to attend must contact Jeremy Hawkes (520-403-0121/ jdhawkes@asu.edu) ahead of time and inform him of their plans or to be added to the distribution list.

Throughout the season's schedule, ASU will host postgame Zoom interviews in the Omaha Room after each game. Media members should request players at the beginning of the ninth inning. Please contact Jeremy Hawkes or a member of the media relations staff in the press box to coordinate those interviews. Media members who wish to schedule an interview outside of practice must contact Jeremy Hawkes.

### Photography/Videography

Accommodations for B-Roll purposes at practice can be made through Jeremy Hawkes (jdhawkes@asu.edu). During games, credentials must be worn in plain view throughout the game and all photographers must adhere to painted lines and instructions given by security personnel and/or Arizona State staff members at all times. Due to COVID-19 restrictions, the shooting area will be designated to the open areas of the stadium with proper social distancing. One camera well may be used by the general media at a time, but can not be shared. All members of the media must remain masked throughout the game. At no point during game action should a member of the media be on the field of play. Contact Jeremy Hawkes for any details regarding shooting game action.

### Media Highlights Policy

Highlights Include Pac-12 Networks/ESPN/FOX network broadcasts (including affiliates such as ABC and ESPNU and CBS sublicensed telecasts), all home hosted non-televised competitions including those that are live streamed and any other sport events in which the Pac-12 controls the exhibition rights. No third-party organization may post competition footage of any Pac-12 game, non-conference home game or other contest for which the Pac-12 controls the media rights on its website without a license to the content from the Pac-12 Networks or its licensing partner (Wazee Digital), with the exception of news window privileges described below. Alternatively, third parties are permitted to post video on their websites through the use of the Pac-12 Digital embeddable video player (embed code available at <http://video.pac-12.com>). Certified broadcast news outlets may use a maximum of 3 minutes of Pac-12 event footage on their regularly scheduled newscasts during the 48-hour news window following the conclusion of included events. If the highlights from a Pac-12 Networks production do not contain the Pac-12 Networks bug, the news outlet must insert "Courtesy of Pac-12 Networks" over the footage. Excerpts of those newscasts containing these highlights may also be posted to news providers' websites, but must be removed 48 hours after the conclusion of any included event, unless a license for that footage is obtained from Pac-12 Conference or its licensing Partner (Wazee Digital). Highlights may not be posted to YouTube, Facebook, or other social media properties.

### 2021 Media Coverage

The vast majority the Sun Devils games this season will be available to fans via the Pac-12 Network or the Pac-12 Live Stream online.

The Sun Devil Sports Radio Network is scheduled to broadcast 32-35 Sun Devil Baseball games this season between NBC Sports Radio AM 1060. Fans can listen to the broadcasts on the radio or via the TuneIn app on [thesundevils.com](http://thesundevils.com). Links to the streaming audio can be found on the online baseball schedule.

Tim Healey is set to serve his 23rd season as the "Voice of the Sun Devils" on baseball broadcasts and will be joined for the fourth-straight season by color analyst Max Rossiter, who was an all-conference catcher for the Devils from 2012-13.

Head Coach Tracy Smith's weekly radio show, "Dugout Chatter," will debut in March on NBC Sports Radio AM 1060. The 30-minute show will run mainly on Wednesday's at 7 p.m. for nine weeks and is hosted by Tim Healey.

# 2021 Sun Devil Baseball

## GAME NOTES/ROSTERS

**PHOENIX** -- No. 23 Sun Devil Baseball hits the road for the first time this season, opening Pac-12 play in the same breath in a Top-25 matchup as it takes on No. 19 Oregon in a three-game series in Eugene beginning on Friday. It will be the first time ASU has faced a ranked opponent this season. Weather is expected to be prevalent throughout the weekend but the series is set to get underway at 4 p.m. AZT on Friday, 2 p.m. on Saturday and concluding at 12 p.m. on Sunday.

### In The Rankings

- The Sun Devils entered the USA Today Coaches Poll at No. 23 this week. ASU is ranked as high as 11th among all the polls this week by Perfect Game. The team is 12th in the Collegiate Baseball News Poll and 26 by the NCBWA. The squad remains unranked by D1Baseball and Baseball America.

### Follow the Action

- All three games this weekend will be streamed live online on the main Oregon live stream at <https://pac-12.com/live/university-oregon>.
- There will be no local radio broadcast this weekend.
- Fans are encouraged to follow along pre-game and in-game content throughout the weekend on the Sun Devil Baseball Twitter account: @ASU\_Baseball, especially for key weather updates and time changes.

### On The Ducks

- ASU leads the all-time series against the Ducks, 25-12.
- The two squads tend to get into many closely contested matchups in games at PK Park, with 11 of 15 games decided by two runs or less. There have been three extra-inning contests and nine one-run games with Oregon owning a 8-7 lead in games played in Eugene.
- After back-to-back series wins over ranked UC Santa Barbara and Oregon State, Oregon has moved into all six of the college baseball polls.

### Just Like He Drew It Up

- Drew Swift has recorded hits in 12 of 14 games this season and enters the weekend with a .333 average - 18th in the Pac-12. His slugging percentage sits at .537, 14th in the Pac-12 and a notable evolution for a player who had just two extra-base hits in 55 games as a freshman and slugged just .333 as a sophomore.
- He has reached base on 10 out of 22 leadoff opportunities this season and has six games this season with multiple hits. He has multiple hits in 14 of his last 25 games, dating back to last season.
- Perhaps more impressive has been his defensive play at shortstop where he is a perfect 52-for-52 on his chances with a team-high 34 assists and four double plays turned. He is one of just four shortstops in the league without an error, though he has more chances than any of the others and the third-most chances overall in the league.
- Swift was Mr. Sun Devil for the ASU last season, seeing time at second base, shortstop, center field and right field. He finished on an unreal tear over his final seven games, recording five-straight multi-hit efforts at one point and two of those being four-hit contests. In that five-game stretch, Swift went 15-of-29 (.517) with a team-best 13 RBIs.
- Swift led the team in batting average, sitting at .365 overall on the season with a team-best 23 hits - three more than any of his teammates. He was easily been ASU's best hitter with runners in scoring position, going 11-for-24 (.524) with three more hits than any teammate. Swift had a team-best 8 multi-hit games - two more than any of his teammates - and was the only player on the squad to record a 4-hit game - doing so twice.
- Swift helped turn 10 double plays last season - the third-most in the Pac-12 and most among non-first basemen.
- Swift was named to the Pac-12 honorable mention All-Defensive team as a sophomore. He was a part of 36 double plays, despite missing time with injury, good for fourth in the Pac-12 in the category and second among non-first basemen. His 135 defensive assists were good for 7th in the Pac-12.

### Big Sean

- Sean McLain has become the hottest batter in the Sun Devil lineup, with hits in his last 12 games and has multiple hits in seven of those - the most multi hit games on the team.
- McLain has homered in each of his last three games and in four of the last five. His four homers this year are tied for fourth in the Pac-12.
- He leads the team with a .396 average on the year, good for fourth in the Pac-12.
- McLain has six doubles on the year, good for third in the Pac-12 and 37th nationally.
- 10 of his 19 hits this year have been for extra bases, posting a .771 slugging percentage that is second in the Pac-12.
- McLain has successfully advanced runners a team-best 60.9 percent of the time (14-of-23 chances).
- He has just two errors on 44 chances this year, though one of those errors came while playing in the outfield after spending the majority of his time at second base.

### NUMERICAL QUICK ROSTER

No.	Name	Cl.	B/T	Pos.
3	Cacchione, Dom	RS So.	R/R	RHP
4	La Flam, Luke	RS So.	R/R	RHP
5	Lampe, Joe	RS Fr.	L/R	OF/INF
6	Swift, Drew	RS Jr.	R/R	INF
7	Moss, Jack	Fr.	L/R	INF
8	Cheema, Nick	RS Sr.	R/R	C
9	Ferri, Sam	RS Sr.	R/R	C
10	McLain, Sean	RS Fr.	R/R	INF
11	Higgins, Kade	Fr.	L/R	OF
12	Baez, Nate	RS Fr.	R/R	INF
14	Haas, Hunter	Fr.	R/R	INF
15	Tolman, Erik	RS So.	L/L	LHP
16	Tosti, Vinny	RS So.	R/R	OF
17	Benson, Cooper	RS Fr.	L/L	LHP
18	Kalmer, Brian	RS Fr.	R/R	INF
19	Vander Kooi, Boyd	RS Jr.	R/R	RHP
20	Paustian, Logan	Fr.	R/R	C
21	Davis, Conor	RS Sr.	R/R	INF
22	Burzell, Blake	RS So.	R/R	RHP
23	Fall, Justin	RS Jr.	L/L	LHP
24	Wallerstedt, Nick	RS Fr.	R/R	RHP
25	Levine, Will	RS So.	R/R	RHP
26	Osman, Graham	RS Fr.	L/L	LHP
27	Jump, Hunter	RS Jr.	L/R	OF
28	Nager, Seth	RS Fr.	L/R	OF
29	Thornton, Tyler	RS So.	R/R	RHP
30	Corrigan, Brady	RS Jr.	R/R	RHP
31	Murphy, Kai	RS Fr.	L/L	OF/LHP
32	Barnett, Bryce	RS Fr.	R/R	RHP
33	Peery, Brock	Fr.	R/R	RHP
35	Long, Ethan	Fr.	R/R	INF/RHP
36	Tomczak, Seth	RS Fr.	L/R	RHP
37	Brueser, Michael	Fr.	R/R	OF
38	Hauser, Joe	Fr.	R/R	RHP
39	Glenn, Jared	Fr.	L/R	RHP
40	Ogg, Alexander	RS Fr.	R/R	RHP
41	Bodlovich, Christian	RS Fr.	R/R	RHP
44	Pivaroff, Blake	Fr.	L/R	INF
45	Dennie, Cam	RS Fr.	R/R	RHP
47	Major, Albry	RS Jr.	S/R	OF/INF
48	Baggs, Jay	RS Fr.	R/R	RHP

### ALPHABETICAL QUICK ROSTER

No.	Name	Cl.	B/T	Pos.
12	Baez, Nate	RS Fr.	R/R	INF
48	Baggs, Jay	RS Fr.	R/R	RHP
32	Barnett, Bryce	RS Fr.	R/R	RHP
17	Benson, Cooper	RS Fr.	L/L	LHP
41	Bodlovich, Christian	RS Fr.	R/R	RHP
37	Brueser, Michael	Fr.	R/R	OF
22	Burzell, Blake	RS So.	R/R	RHP
3	Cacchione, Dom	RS So.	R/R	RHP
8	Cheema, Nick	RS Sr.	R/R	C
30	Corrigan, Brady	RS Jr.	R/R	RHP
21	Davis, Conor	RS Sr.	R/R	INF
45	Dennie, Cam	RS Fr.	R/R	RHP
23	Fall, Justin	RS Jr.	L/L	LHP
9	Ferri, Sam	RS Sr.	R/R	C
39	Glenn, Jared	Fr.	L/R	RHP
14	Haas, Hunter	Fr.	R/R	INF
38	Hauser, Joe	Fr.	R/R	RHP
11	Higgins, Kade	Fr.	L/R	OF
27	Jump, Hunter	RS Jr.	L/R	OF
18	Kalmer, Brian	RS Fr.	R/R	INF
4	La Flam, Luke	RS So.	R/R	RHP
5	Lampe, Joe	RS Fr.	L/R	OF/INF
25	Levine, Will	RS So.	R/R	RHP
35	Long, Ethan	Fr.	R/R	INF/RHP
47	Major, Albry	RS Jr.	S/R	OF/INF
10	McLain, Sean	RS Fr.	R/R	INF/OF
7	Moss, Jack	Fr.	L/R	INF
31	Murphy, Kai	RS Fr.	L/L	OF/LHP
28	Nager, Seth	RS Fr.	L/R	OF
40	Ogg, Alexander	RS Fr.	R/R	RHP
26	Osman, Graham	RS Fr.	L/L	LHP
20	Paustian, Logan	Fr.	R/R	C
33	Peery, Brock	Fr.	R/R	RHP
44	Pivaroff, Blake	Fr.	L/R	INF
6	Swift, Drew	RS Jr.	R/R	INF
29	Thornton, Tyler	RS So.	R/R	RHP
15	Tolman, Erik	RS So.	L/L	LHP
36	Tomczak, Seth	RS Fr.	L/R	RHP
16	Tosti, Vinny	RS So.	R/R	OF
19	Vander Kooi, Boyd	RS Jr.	R/R	RHP
24	Wallerstedt, Nick	RS Fr.	R/R	RHP

TWITTER: @ASU\_BASEBALL

INSTAGRAM: @ASU\_BASEBALL

FACEBOOK: SUNDEVILBASEBALL



# 2021 Sun Devil Baseball

## GAME NOTES

### Welcome to Our Haas

- Hunter Haas continues to get it done both on the plate and at the hot corner, entering the weekend with a .315 average and leading the team with 12 RBIs.
- Haas has posted the go-ahead RBI five times this season in ASU's 11 wins - including each of the three games against Fullerton. No other Sun Devil has more than two.
- He and Hunter Jump are the only two starters on the team with positive or even Walk:Strikeout ratios as he has just four strikeouts with four walks.
- His seven hits with runners in scoring position are most on the team (and come on just 15 chances for a .467 average).
- His four-RBI effort against Nevada is tied for the most for a Sun Devil this season and he leads the team with three multi-RBI games.
- The frosh isn't afraid to shoot his shot with the majority of his action coming early in counts, rarely seeing more than two pitches. 14 of his 17 hits this year have come on 0-0, 0-1, 1-0, 1-1, 0-2 or 2-0 counts.
- Haas has easily been ASU's best hitter with two outs, recording nine hits on 13 chances - two more hits than any other player on the roster.
- Haas has successfully advanced runners a team-high 18 times on 31 opportunities this season for a .581 average and out of ASU's day-to-day starters, he has stranded the second-fewest base runners with just four.
- Haas has been perfect over at the hot corner, with no errors on 30 total chances.

### I Love Lampe

- Joe Lampe showed why he might quickly become a fan favorite for the Sun Devil faithful, hustling out doubles on routine singles, scoring sacrifice flies from second base, coming home from second on infield singles and generally providing some oomph into the bottom of the Sun Devil order.
- His .385 average is seventh in the Pac-12 while his .641 slugging percentage is ninth.
- He is the only Sun Devil with multiple three-hit games this year.
- Lampe has stranded just one runner on the base path this year and successfully advanced runners 16 times on 29 chances (.552).
- He has been absurd at productive outs, recording 11 runners advanced with an out this year - six more than any other player on the roster.
- Lampe is second in the nation with four sacrifice flies this season.
- Lampe is second on the team this year in slugging (.641) and RBIs (11).
- His two triples on the year are ninth in the nation and second in the Pac-12.

### Jump Around

- Hunter Jump got off to a bit of a slow start but has come on strong in his last couple games with hits in nine of his last 10 games.
- Jump has drawn a team-high 10 walks on the season - four more than any other player on the team and tied for 12th in the Pac-12.
- Jump was among the hottest hitters in the Sun Devil lineup in the last couple weeks of the 2020 season and finished the year on an eight-game hitting streak.
- In the last two weeks of the 2020 season, Jump went 14-of-31 with a .452 average and was second on the team with 12 RBIs in the final 8 games. He slugged .742 in that time with a team-best six doubles.
- He led the Pac-12 and was 27th nationally with 7 total doubles on the season.

### Dropkick Murphy

- Kai Murphy seems to be right smack in the middle of many of big ASU moments this season and for a while didn't quite have an average that really showed what he was adding to the team.
- That has changed in recent weeks as he has hits in seven of his last eight games after having just one hit in his first five games of the year.
- The recent streak has Murphy with a .300 average and multiple hits in three of his last four games - including his first career three-hit effort against UNLV.
- He is tied for the team lead with 11 runs scored on the year.

### Sam I Am

- It is a welcome sight to see Sam Ferri back behind the plate for the Sun Devils after facing two major surgeries in his collegiate career.
- Ferri has responded to his return to the starting lineup with a solid .306

average and the pop has started to show with his first two extra-base hits coming in the last week.

- Ferri has thrown out three runners trying to steal second against him, compared to just three stolen bases.

### Every Rose Has Its Thorn

- Tyler Thornton has continued to do Tyler Thornton things in 2021 and will look to take those talents as the stabilizer in the weekend rotation after the unfortunate season-ending injuries to Cooper Benson, Boyd Vander Kooi and Erik Tolman.
- Thornton leads the Devils with 20.1 innings pitched this year, striking out a team-best 27 and to six walks. The 27 strikeouts are 6th in the Pac-12.
- Thornton has 6 or more strikeouts in six of his first eight appearances for the Sun Devils dating back to last year.
- Thornton has given ASU at least 5.0 innings in seven of his eight outings at ASU. In fact, including his 13 starts at Saint Mary's, Thornton has failed to reach the five-inning mark just three times in his 21 collegiate starts.
- ASU has not lost a game in which he had started, going 8-0 in those games.
- Thornton, a transfer from Saint Mary's, played heavily into the Sun Devil pitching rotation last season and posted a quality start in three of his first four starts, the only Sun Devil to post such a feat.
- Thornton was 2-0 with a 3.48 ERA with 25 strikeouts and seven walks in 24.0 innings pitched - tied for 6th in the Pac-12. His 25 strikeouts were 11th in the Pac-12.
- Thornton was tabbed the National Freshman of the Year (Collegiate Baseball) and National Freshman Pitcher of the Year (NCWBA) and Freshman of the Year of the West Coast Conference. He finished the year with a 10-2 record and a 2.71 earned run average in 13 starts. His 5.54 hits allowed per nine innings were ranked 11th in the country and first in the West Coast Conference and his 10 wins were also ranked 11th in the nation.

### The Brady Bunch

- Brady Corrigan has been electric out of the bullpen for ASU this season, posting a 1.29 ERA in six appearances and 7.0 innings pitched.
- Corrigan has the lowest batting average against on the team at .043 and struck out 13 batters to just three walks.
- He has retired the first batter he has faced a perfect 6-of-6 times.

### The JK Effect

- Pitching coach Jason Kelly has made an immediate impression in Phoenix in just his short time with the program and his early returns last season have continued into 2021.
- ASU has held its opponents to 5 runs or fewer in 28 of the 31 games since Kelly has come on as the pitching coach. For perspective ASU gave up six or more runs in 25 of its 57 games in the 2019 season.
- Even despite a tough 10-runs allowed against UNLV, ASU is 20th in the nation and third in the Pac-12 with a 2.93 ERA this year.
- ASU is 24th in the country and fourth in the Pac-12 with a 1.16 WHIP so far this year. The team is 17th in the nation and second in the Pac-12 in hits allowed per nine innings (6.71).
- The series-clinching effort against Sac State was ASU's first one-hitter since May 20, 2007 when Brian Flores went the distance in an 8-1 victory over Oregon State. ASU has had two no-hitters since then (Ryan Kellogg in 2013 and Ryan Hingst in 2016).
- ASU had eight pitchers combine for a shutout in the team's series sweeping win over Utah - the first time in program history eight pitchers combined to shut out another team.

### Playing the Field

- The Sun Devils are likely one of the few teams in the country that are not returning a single position player to their 2020 positions in 2021. ASU's only two veteran starters are Drew Swift - who shifted over to shortstop this season after spending the majority of his career at second base - and catcher Sam Ferri, who was knocked out during opening weekend last season with injury. All other positions on the diamond have been replaced by newcomers.
- Despite that, ASU finds itself fielding at a very respectable .978 average early

in the season - good for fourth in the Pac-12 and 36th in the nation.

- Four of ASU's 11 errors this season have come from pitchers, which bumps ASU's position players to a .985 average.
- The Sun Devil infielders have combined to post just two infield errors on 244 chances after this weekend (.992). That comes despite starting freshmen at first, second, and third and shifting Drew Swift from second base to shortstop.

#### **Grab the Bullpen By the Horns**

- ASU will depend heavily on its pen this season with the loss of Cooper Benson Boyd Vander Kooi and Erik Tolman's. But thus far, the group has been up to task.
- The bullpen has recorded a 2.74 ERA this season with eight saves and a 76:37 strikeout to walk ratio.
- Freshman Ethan Long is third on the team with six appearances and has yet to allow a run, recording a team-best four saves in the process.
- Eight players who have come in off the bench still have a 0.00 ERA on the board and 13 are sub-3.00.
- The bullpen is combining to allow just a .199 opponent batter's average against.
- Cam Dennie has inherited nine runners this season and not allowed any of them to score.

#### **Feeling the Draft**

- Despite the draft being shortened to five rounds from 40 due to the fallout from COVID-19, the Sun Devils made history as ASU's five draft selections through the first four rounds marked a program record. Previously the record was four, which had occurred six times in history and most recently in 2012 (Deven Marrero, Brady Rodgers, Joey DeMichele, Jake Barrett).
- The five selections in the 2020 MLB Draft were the most of any program. ASU has had at least five MLB Draft selections if 49 of the 56 all-time draft years since Sun Devil alumnus Rick Monday was selected with the No. 1 overall pick of the 1965 MLB Draft. It was ASU's third consecutive season with five draft picks and the fourth season in the last five years with the total.
- The haul brings ASU's all-time MLB Draft selections to an NCAA-leading 447, including secondary phase and January drafts throughout history. ASU's 156 draft selections since 1999 are also the most of any team in the nation.
- Sun Devil Baseball bookended the opening round of the 2020 MLB Draft as Spencer Torkelson was selected with the No. 1 overall pick by the Detroit Tigers while Alike Williams was chosen 37th overall by the Tampa Bay Rays in the Competitive Balance Round A with the final selection of the first round.
- Torkelson became the fourth Arizona State baseball player to go No. 1 overall in program history, easily an NCAA-high – two more than any other program. He joins Rick Monday (1965), Floyd Bannister (1976) and Bob Horner (1978) to earn the prestigious designation out of ASU.
- It was the seventh time in ASU history that the program recorded two first round selections (including supplementary rounds) - tied with Stanford for the most multi-pick years in NCAA history. The last time it occurred was 1997 when Ryan Bradley and Dan McKinley were selected 40th and 49th overall in the supplemental rounds. It is the first time with at least one of the players going in the non-compensatory first round since 1994 (Antone Williamson (4th) and Jacob Cruz (32nd)).
- With Torkelson becoming Sun Devil Baseball's fourth No. 1 overall pick, Arizona State now ranks tied for fourth among all NCAA programs for most No. 1 overall draft picks from a single program among the major sports (MLB/NBA/NFL/NHL). Notre Dame, Oklahoma and USC football have all had five No. 1 picks in the NFL draft. Sun Devil Baseball is the only NCAA baseball program in the Top-10.
- Torkelson was the 22nd first round selection for the Sun Devils in program history (June draft only, no supplemental rounds) – good for the second-highest tally in NCAA history (Stanford's 23). With supplemental rounds included, Torkelson and Williams mark 30 first-round selections - one behind Stanford for the most in the NCAA. The duo marks the 51st and 52nd first round selections in program history with the supplementary, January and June Secondary phase drafts included as well.
- Torkelson's selection marks the second consecutive season that a Sun Devil has gone in the first 10 picks of the MLB Draft, joining Hunter Bishop's 10th overall selection by the San Francisco Giants last season. Torkelson is the 14th Top-10 pick in Sun Devil program history - the most of any program in the NCAA.

# 2021 Sun Devil Baseball

## HOME RUNS/DOUBLE PLAYS/PITCHING/TROPHY CASE

### HOME RUN TRACKER

Player (Season. No.)	Gm #-Date	Opponent	On Base	Inning	Outs	Count	Score	Final
Kai Murphy (1)	2-Feb. 20	Sac State	0	5	0	3-2	0-1	2-1
Hunter Haas (1)	5-Feb. 27	Hawai'i	1	8	2	2-0	4-4	6-5
Joe Lampe (1)	6-Feb. 27	Hawai'i	1	2	2	0-0	1-0	9-6
Drew Swift (1)	6-Feb. 27	Hawai'i	0	2	2	1-0	3-0	9-6
Kade Higgins (1)	7-March 2	Nevada	1	8	2	0-0	11-4	13-4
Sean McLain (1)	9-March 6	Utah	1	2	1	3-2	0-0	4-1
Hunter Jump (1)	11-March 12	Fullerton	1	5	1	2-0	3-0	10-0
Sean McLain (2)	11-March 12	Fullerton	0	5	2	0-0	5-0	10-0
Albry Major (1)	11-March 12	Fullerton	1	7	2	0-0	8-0	10-0
Kai Murphy (2)	12-March 13	Fullerton	1	4	2	2-2	0-3	6-4
Sean McLain (3)	12-March 13	Fullerton	0	8	1	0-1	5-4	6-4
Sean McLain (4)	13-March 14	Fullerton	0	2	0	0-0	0-1	5-2
Drew Swift (2)	14-March 16	UNLV	1	3	0	3-1	1-3	9-10
Sam Ferri (1)	14-March 16	UNLV	0	4	0	0-0	4-4	9-10

### GAME-WINNING RBIs (RBI Responsible for the Go-Ahead Run and a Lead Not Relinquished)

Player	Gm #-Date	Opponent	Season #	Inning	Outs	Count	Result	Final
Drew Swift	2-Feb. 20	Sac State	1	5	1	1-1	1B RBI	2-1
Joe Lampe	3-Feb. 21	Sac State	1	2	2	1-2	2B 2RBI	3-1
Hunter Haas	5-Feb. 27	Hawai'i	1	8	2	2-0	HR IP 2RBI	6-5
Joe Lampe	6-Feb. 27	Hawai'i	2	6	1	1-0	F8 SF	9-6
Hunter Haas	7-March 2	Nevada	2	6	1	0-1	1B RBI	13-4
Blake Pivaroff	8-March 5	Utah	1	7	1	0-1	1B RBI	4-3
Sean McLain	9-March 6	Utah	1	2	1	3-2	HR 7 2RBI	4-1
Ethan Long	10-March 7	Utah	1	1	1	0-2	F7 SF	5-0
Hunter Haas	11-March 12	Fullerton	3	3	0	1-1	FC 4 RBI	10-0
Hunter Haas	12-March 13	Fullerton	4	7	2	1-0	1B RBI	6-4
Hunter Haas	13-March 14	Fullerton	5	2	2	0-0	2B 3RBI	5-2

### DOUBLE PLAYS

Gm #-Date	Opponent	Pitcher	Scoring	Players	Inning	Outs	Score	Final
3-Feb. 21	Sac State	Tolman	1B-4 DP	Swift-McLain	3	0	2-0	3-1
4-Feb. 26	Hawai'i	Bodlovich	643 GDP	Swift-McLain-Baez	2	1	1-0	2-3
8-March 5	Utah	Thornton	1B-3 DP	Murphy-Baez	1	0	0-0	4-3
10-March 7	Utah	Levine	3B GDP	Kalmer-Swift	3	1	1-0	5-0
13-March 14	Fullerton	Fall	4U-3 GDP	McLain-Pivaroff	1	0	0-0	5-2
13-March 14	Fullerton	Fall	643 GDP	Swift-McLain-Pivaroff	4	1	4-1	5-2

## 2021 TROPHY CASE

### Drew Swift

Collegiate Baseball News Preseason All-American

### SAVES

No.	Date	Opponent	Pitcher (Save #)	IP (H, R-ER, BB, K)
1	2/20	Sac State	Ethan Long (1)	1.0 (1, 0-0, 1, 0)
2	2/21	Sac State	Graham Osman (1)	2.1 (0, 0-0, 0, 3)
3	2/27	Hawai'i	Ethan Long (2)	1.0 (1, 0-0, 0, 0)
4	2/27	Hawai'i	Brady Corrigan (1)	2.0 (0, 0-0, 0, 4)
5	3/5	Utah	Ethan Long (3)	1.2 (0, 0-0, 1, 1)
6	3/6	Utah	Christian Bodlovich	2.1 (1, 0-0, 0, 4)
7	3/13	Fullerton	Ethan Long (4)	1.1 (0, 0-0, 1, 2)
8	3/14	Fullerton	Will Levine (1)	1.1 (1, 0-0, 2, 1)

### QUALITY STARTS

No.	Date	Opponent	Pitcher (QS #)	IP (H, R-ER, BB, K)
1	2/19	Sac State	Cooper Benson (1)	6.0 (1, 0-0, 0, 8)

# 2021 Sun Devil Baseball

## SERIES STATS AND INDIVIDUAL STREAKS

### SERIES STATS

HITTING	W-L	AVG.	R	H	2B	3B	HR	RBI	BB	SO
SACRAMENTO STATE	2-1	.237	7	22	3	3	1	7	5	25
HAWAII	2-1	.323	17	32	5	0	3	16	12	20
UTAH	3-0	.298	13	28	5	0	1	11	3	15
CAL STATE FULLERTON	3-0	.292	21	28	5	0	6	19	7	19
MIDWEKS	1-1	.377	22	29	8	1	3	20	8	14

PITCHING	W-L	ERA	H	R	ER	BB	SO	SV	SCORE
SACRAMENTO STATE	2-1	2.00	14	6	6	6	31	2	7-6
HAWAII	2-1	4.00	21	14	12	13	31	2	17-14
UTAH	3-0	1.33	17	4	4	15	33	2	13-4
CAL STATE FULLERTON	3-0	1.67	20	6	5	9	27	2	21-6
MIDWEKS	1-1	7.00	22	14	14	9	14	0	22-14

Multiple Hit Games	2	3	4	5+	Total
McLain,Sean	7	-	-	-	7
Swift,Drew	6	-	-	-	6
Haas, Hunter	6	-	-	-	6
Lampe, Joe	3	2	-	-	5
Ferri,Sam	4	-	-	-	4
Jump,Hunter	3	-	-	-	3
Murphy, Kai	2	1	-	-	3
Major, Allbry	2	-	-	-	2
Long, Ethan	2	-	-	-	2
Baez,Nate	2	-	-	-	2
Higgins, Kade	1	1	-	-	2
TEAM	38	4	0	0	42

Multiple RBI Games	2	3	4	5+	Total
Haas, Hunter	1	1	1	-	3
Lampe, Joe	1	1	-	-	2
Jump,Hunter	1	1	-	-	2
Swift,Drew	1	-	1	-	2
McLain,Sean	2	-	-	-	2
Murphy, Kai	1	-	-	-	1
Ferri,Sam	1	-	-	-	1
Major, Allbry	-	1	-	-	1
Long, Ethan	1	-	-	-	1
Higgins, Kade	1	-	-	-	1
TEAM	10	4	2	0	16

Hitting Streaks	Longest	Current
McLain,Sean	12	12
Haas, Hunter	8	-
Jump,Hunter	8	1
Swift,Drew	7	2
Baez,Nate	4	1
Pivaroff, Blake	4	-
Murphy, Kai	4	4
Major, Allbry	3	-
Long, Ethan	3	-
Moss, Jack	2	-
Kalmer,Brian	2	-
Higgins, Kade	2	1
Lampe, Joe	2	2
Ferri,Sam	2	2

Reached Base Streaks	Longest	Current
McLain,Sean	12	12
Haas, Hunter	11	-
Jump,Hunter	11	1
Swift,Drew	7	6
Pivaroff, Blake	4	-
Baez,Nate	4	1
Murphy, Kai	4	4
Kalmer,Brian	3	-
Moss, Jack	3	-
Long, Ethan	3	-
Major, Allbry	3	-
Lampe, Joe	2	2
Higgins, Kade	2	1
Ferri,Sam	2	2
Cheema,Nick	1	-

# 2021 Sun Devil Baseball

## ROSTER

### PITCHERS (22)

No.	Name	Yr	B/T	HT	WT	Hometown (High School)
48	Jay Baggs	RS Fr.	R/R	6'5"	250	San Clemente, Calif. (San Clemente/Boise St.)
32	Bryce Barnett	RS Fr.	R/R	6'0"	170	Lockport, Ill. (Providence Catholic)
17	Cooper Benson	RS Fr.	L/L	6'0"	213	San Luis Obispo, Calif. (San Luis Obispo)
41	Christian Bodlovich	RS Fr.	R/R	6'0"	210	San Pedro, Calif. (Mira Costa)
22	Blake Burzell	RS So.	R/R	6'6"	225	Laguna Beach, Calif. (Laguna Beach)
3	Dom Cacchione	RS So.	R/R	6'2"	175	Menlo Park, Calif. (Sacred Heart Prep)
30	Brady Corrigan	RS Jr.	R/R	6'2"	210	Plainfield, Ill. (Plainfield North)
45	Cam Dennie	RS Fr.	R/R	6'2"	183	Culver, Ind. (Plymouth)
23	Justin Fall	RS Jr.	L/L	6'6"	235	Beachwood, New Jers. (Toms River South/Brookdale)
39	Jared Glenn	Fr.	L/R	6'4"	185	Ladera Ranch, Calif. (JSerra)
38	Joe Hauser	Fr.	R/R	6'2"	190	Waunakee, Wisc. (Waunakee)
4	Luke La Flam	RS So.	R/R	6'2"	197	Aurora, Colo. (Grandview)
25	Will Levine	RS So.	R/R	6'2"	205	Mission Viejo, Calif. (Mission Viejo)
31	Kai Murphy	RS Fr.	L/L	5'8"	173	Mesa, Ariz. (Red Mountain/Oregon State)
40	Alexander Ogg	RS Fr.	R/R	6'5"	177	Bedford Corners, New York (The Harvey)
26	Graham Osman	RS Fr.	L/L	6'3"	183	Morrison, Colo. (Colorado Academy)
33	Brock Peery	Fr.	R/R	6'0"	205	Peoria, Ariz. (Mountain Ridge)
29	Tyler Thornton	RS So.	R/R	6'3"	200	Solana Beach, Calif. (Santa Fe Christian/St. Mary's)
15	Erik Tolman	RS So.	L/L	6'2"	193	Lake Forest, Calif. (El Toro)
36	Seth Tomczak	RS Fr.	L/R	6'4"	181	Ione, Calif. (Argonaut)
19	Boyd Vander Kooi	RS Jr.	R/R	6'5"	220	Mesa, Ariz. (Skyline)
24	Nick Wallerstedt	RS Fr.	R/R	6'3"	178	Tempe, Ariz. (Mountain Pointe)

### CATCHERS (3)

8	Nick Cheema	RS Sr.	R/R	5'11"	198	Weatherford, Tex. (Aledo/Central Arizona)
9	Sam Ferri	RS Sr.	R/R	5'11"	185	Norridge, Ill. (Notre Dame College Prep)
20	Logan Paustian	Fr.	R/R	6'1"	185	La Grande, Ore. (La Grande)

### INFIELDERS (10)

12	Nathan Baez	RS Fr.	R/R	6'1"	191	Oro Valley, Ariz. (Ironwood Ridge)
21	Conor Davis	RS Sr.	R/R	6'3"	227	Roswell, Geor. (Blessed Catholic/Auburn)
14	Hunter Haas	Fr.	R/R	6'0"	170	Phoenix, Ariz. (Corona Del Sol)
18	Brian Kalmer	RS Fr.	R/R	6'2"	195	Chandler, Ariz. (Corona del Sol)
5	Joe Lampe	RS Fr.	L/R	6'0"	150	Petaluma, Calif. (Casa Grande/Santa Rosa)
35	Ethan Long	Fr.	R/R	6'2"	215	Gilbert, Ariz. (Mountain Pointe)
10	Sean McLain	RS Fr.	R/R	5'11"	170	Tustin, Calif. (Arnold D. Beckman)
7	Jack Moss	Fr.	L/R	6'5"	200	Englewood, Colo. (Cherry Creek)
44	Blake Pivaroff	Fr.	L/R	6'0"	195	Laguna Beach, Calif. (Laguna Beach)
6	Drew Swift	RS Jr.	R/R	6'0"	158	Chandler, Ariz. (Hamilton)

### OUTFIELDERS (6)

37	Michael Brueser	Fr.	R/R	6'1"	190	Chandler, Ariz. (Hamilton)
11	Kade Higgins	Fr.	L/R	6'3"	190	Las Vegas, Nev. (Spring Valley)
27	Hunter Jump	RS Jr.	L/R	5'11"	188	Aliso Viejo, Calif. (Aliso Niguel/Central Arizona)
47	Allbry Major	RS Jr.	S/R	6'6"	215	Indianapolis, Ind. (North Central/Xavier)
28	Seth Nager	RS Fr.	L/R	6'4"	190	Oro Valley, Ariz. (Ironwood Ridge)
16	Vinny Tosti	RS So.	R/R	6'1"	195	Santa Ana, Calif. (Mater Dei/Golden West)

- 13 Head Coach:** Tracy Smith  
**2 Associate Head Coach/Recruiting Coordinator:** Ben Greenspan  
**16 Assistant Coach/Pitching Coach:** Jason Kelly  
**7 Assistant Coach/Hitting Coach:** Michael Earley  
Director of Operations: Daniel Stolper  
Sports Medicine/Rehabilitation: Jesse Lowman  
Strength and Conditioning: Jason Robbins  
Quality Control: Scott Marks



### NUMERICAL

No.	Name	Yr	B/T	HT	WT	Hometown (High School)
3	Cacchione, Dom	RS So.	R/R	RHP	6'2"	175 Menlo Park, Calif. (Sacred Heart Prep)
4	La Flam, Luke	RS So.	R/R	RHP	6'2"	197 Aurora, Colo. (Grandview)
5	Lampe, Joe	RS Fr.	L/R	OF	6'0"	150 Petaluma, Calif. (Casa Grande/Santa Rosa)
6	Swift, Drew	RS Jr.	R/R	INF	6'0"	158 Chandler, Ariz. (Hamilton)
7	Moss, Jack	Fr.	L/R	INF	6'5"	200 Englewood, Colo. (Cherry Creek)
8	Cheema, Nick	RS Sr.	R/R	C	5'11"	198 Weatherford, Tex. (Aledo/Central Arizona)
9	Ferri, Sam	RS Sr.	R/R	C	5'11"	185 Norridge, Ill. (Notre Dame College Prep)
10	McLain, Sean	RS Fr.	R/R	INF/OF	5'11"	170 Tustin, Calif. (Arnold D. Beckman)
11	Higgins, Kade	Fr.	L/R	OF	6'3"	190 Las Vegas, Nev. (Spring Valley)
12	Baez, Nate	RS Fr.	R/R	INF	6'1"	191 Oro Valley, Ariz. (Ironwood Ridge)
14	Haas, Hunter	Fr.	R/R	INF	6'0"	170 Phoenix, Ariz. (Corona Del Sol)
15	Tolman, Erik	RS So.	L/L	LHP	6'2"	193 Lake Forest, Calif. (El Toro)
16	Tosti, Vinny	RS So.	R/R	OF	6'1"	195 Santa Ana, Calif. (Mater Dei/Golden West)
17	Benson, Cooper	RS Fr.	L/L	LHP	6'0"	213 San Luis Obispo, Calif. (San Luis Obispo)
18	Kalmer, Brian	RS Fr.	R/R	INF	6'2"	195 Chandler, Ariz. (Corona del Sol)
19	Vander Kooi, Boyd	RS Jr.	R/R	RHP	6'5"	220 Mesa, Ariz. (Skyline)
20	Paustian, Logan	Fr.	R/R	C	6'1"	185 La Grande, Ore. (La Grande)
21	Davis, Conor	RS Sr.	R/R	INF	6'3"	227 Roswell, Geor. (Blessed Catholic/Auburn)
22	Burzell, Blake	RS So.	R/R	RHP	6'6"	225 Laguna Beach, Calif. (Laguna Beach)
23	Fall, Justin	RS Jr.	L/L	LHP	6'6"	235 Beachwood, New Jers. (Toms River South/Brookdale)
24	Wallerstedt, Nick	RS Fr.	R/R	RHP	6'3"	178 Tempe, Ariz. (Mountain Pointe)
25	Levine, Will	RS So.	R/R	RHP	6'2"	205 Mission Viejo, Calif. (Mission Viejo)
26	Osman, Graham	RS Fr.	L/L	LHP	6'3"	183 Morrison, Colo. (Colorado Academy)
27	Jump, Hunter	RS Jr.	L/R	OF	5'11"	188 Aliso Viejo, Calif. (Aliso Niguel/Central Arizona)
28	Nager, Seth	RS Fr.	L/R	OF	6'4"	190 Oro Valley, Ariz. (Ironwood Ridge)
29	Thornton, Tyler	RS So.	R/R	RHP	6'3"	200 Solana Beach, Calif. (Santa Fe Christian/St. Mary's)
30	Corrigan, Brady	RS Jr.	R/R	RHP	6'2"	210 Plainfield, Ill. (Plainfield North)
31	Murphy, Kai	RS Fr.	L/L	OF/LHP	5'8"	173 Mesa, Ariz. (Red Mountain/Oregon State)
32	Barnett, Bryce	RS Fr.	R/R	RHP	6'0"	170 Lockport, Ill. (Providence Catholic)
33	Peery, Brock	Fr.	R/R	RHP	6'0"	205 Peoria, Ariz. (Mountain Ridge)
35	Long, Ethan	Fr.	R/R	INF/RHP	6'2"	215 Gilbert, Ariz. (Mountain Pointe)
36	Tomczak, Seth	RS Fr.	L/R	RHP	6'4"	181 Lone, Calif. (Argonaut)
37	Brueser, Michael	Fr.	R/R	OF	6'1"	190 Chandler, Ariz. (Hamilton)
38	Hauser, Joe	Fr.	R/R	RHP	6'2"	190 Waunakee, Wisc. (Waunakee)
39	Glenn, Jared	Fr.	L/R	RHP	6'4"	185 Ladera Ranch, Calif. (JSerra)
40	Ogg, Alexander	RS Fr.	R/R	RHP	6'5"	177 Bedford Corners, New York (The Harvey)
41	Bodlovich, Christian	RS Fr.	R/R	RHP	6'0"	210 San Pedro, Calif. (Mira Costa)
44	Pivaroff, Blake	Fr.	L/R	INF	6'0"	195 Laguna Beach, Calif. (Laguna Beach)
45	Dennie, Cam	RS Fr.	R/R	RHP	6'2"	183 Culver, Ind. (Plymouth)
47	Major, Albry	RS Jr.	S/R	OF/INF	6'6"	215 Indianapolis, Ind. (North Central/Xavier)
48	Baggs, Jay	RS Fr.	R/R	RHP	6'5"	250 San Clemente, Calif. (San Clemente/Boise St.)

### PRO-NUN-SEE-AY-SHUNS

Dom Cacchione – cuh-SHONE  
 Luke La Flam – luh FLAMM  
 Nich Cheema – chee-muh  
 Sam Ferri – fairy  
 Erik Tolman – TOLE-men  
 Boyd Vander Kooi – van-der-coy  
 Will Levine – leh-VEEN  
 Graham Osman – OZ-men  
 Seth Tomczak – TOM-zak  
 Seth Nager – NAY-ger  
 Nick Wallerstedt – WALL-er-stet  
 Christian Bodlovich – BOD-low-vich  
 Nathan Baez – BYE-ezz  
 Brian Kalmer – KAL-mer  
 Albry Major – AHL-bree  
 Joe Lampe – LAMP-ee  
 Hunter Haas – HAWS  
 Vinny Tosti – TOAST-ee  
 Joe Hauser – HOW-zer

### ALPHABETICAL

No.	Name	Pos.
12	Baez, Nate	RS Fr.
48	Baggs, Jay	RS Fr.
32	Barnett, Bryce	RS Fr.
17	Benson, Cooper	RS Fr.
41	Bodlovich, Christian	RS Fr.
37	Brueser, Michael	Fr.
22	Burzell, Blake	RS So.
3	Cacchione, Dom	RS So.
8	Cheema, Nick	RS Sr.
30	Corrigan, Brady	RS Jr.
21	Davis, Conor	RS Sr.
45	Dennie, Cam	RS Fr.
23	Fall, Justin	RS Jr.
9	Ferri, Sam	RS Sr.
39	Glenn, Jared	Fr.
14	Haas, Hunter	Fr.
38	Hauser, Joe	Fr.
11	Higgins, Kade	Fr.
27	Jump, Hunter	RS Jr.
18	Kalmer, Brian	RS Fr.
4	La Flam, Luke	RS So.
5	Lampe, Joe	RS Fr.
25	Levine, Will	RS So.
35	Long, Ethan	Fr.
47	Major, Albry	RS Jr.
10	McLain, Sean	RS Fr.
7	Moss, Jack	Fr.
31	Murphy, Kai	RS Fr.
28	Nager, Seth	RS Fr.
40	Ogg, Alexander	RS Fr.
26	Osman, Graham	RS Fr.
20	Paustian, Logan	Fr.
33	Peery, Brock	Fr.
44	Pivaroff, Blake	Fr.
6	Swift, Drew	RS Jr.
29	Thornton, Tyler	RS So.
15	Tolman, Erik	RS So.
36	Tomczak, Seth	RS Fr.
16	Tosti, Vinny	RS So.
19	Vander Kooi, Boyd	RS Jr.
24	Wallerstedt, Nick	RS Fr.

### BY POSITION

Catchers	3
Pitchers	22
Infielders	10
Outfielders	6

### BY CLASS

Seniors	3
Juniors	6
Sophomores	7
Freshmen	25

### BATTING

Lefties	6
Righties	12
Switch	1

### PITCHING

Righties	17
Lefties	5

# 2021 Sun Devil Baseball

## LAST TIME

### Hitting Categories

Hit a grand slam.....	Hunter Bishop, May 5, 2019 vs. #1 UCLA (W, 8-7)
Hit a walkoff HR.....	Sam Ferri, March 16, 2019 vs. Washington State (solo shot in 9th inning)
Led off the game with a HR.....	Trevor Hauver, May 10, 2019 vs. at Nebraska (W, 15-6)
Hit for the cycle.....	Travis Buck, March 7, 2003 vs. Southern Utah (W, 19-0)
Team hit for the cycle to open the game.....	April 27, 2003 vs. Washington State (HR/2B/1B/3B)
Team hit for the cycle on four consecutive batters.....	April 18, 2009 at Utah (2B, 3B, 1B, HR in 12th inning)
<b>Hit back-to-back HRs.....</b>	<b>Joe Lampe (2-run shot) and Drew Swift, Feb. 27, 2020 vs. Hawai'i (W, 9-6)</b>
Hit back-to-back-to-back HRs.....	Trevor Hauver, Spencer Torkelson. Hunter Bishop, April 12, 2019 vs. #3 Oregon State (L, 4-6)
Hit two HRs in one game.....	Gage Workman, March 8, 2020, vs. Fresno State (W, 8-3)
Switch hitter homered from both sides in one game.....	Gage Workman, March 8, 2020, vs. Fresno State (W, 8-3)
A freshman hit two HR in one game.....	Erik Tolman, April 16, 2019, vs. Seattle (W, 12-5)
Hit three HRs in one game.....	Joey DeMichele, May 1, 2011 vs Stanford (TIES ASU RECORD)
Had five hits in one game.....	Trevor Hauver, April 2, 2019, vs. Long Beach State (5-for-6)
Had six hits in one game.....	Travis Buck, March 13, 2005 vs Western Illinois (went 6-for-8, 3 RBI)
Had seven hits in one game.....	Jerry Mantlo, February 6, 1972 vs. Michigan
Had three doubles in one game.....	Alika Williams, March 3, 2019 vs. Michigan State (W, 13-2)
Had four doubles in one game.....	Travis Buck, February 28, 2004 vs. Connecticut (W, 16-5)
Hit two triples in one game.....	Gage Canning, March 3, 2018 vs. Oklahoma State
Had seven RBI in one game.....	Trevor Hauver, Feb. 24, 2019 vs. UC Davis (W, 17-2)
Had eight RBI in one game.....	Kiel Roling, March 17, 2007 vs. Maine
Had nine RBI in one game.....	Jeremy West, April 27, 2003 vs. Washington State
Stole four bases in one game.....	Drew Maggi, April 10, 2010 at Washington St. (TIES ASU RECORD)
Stole home.....	Gage Workman, vs. Boston College, Feb. 23, 2020 (W, 8-4)
Struck out four or more times in one game.....	4, Gage Workman, Feb. 25, 2020 vs. New Mexico State (W, 6-5 (10 inn))
Hitter stranded six runners on base.....	Trevor Hauver (6), Feb. 15, 2020 vs. Villanova (L, 1-2)
Recorded 13 total bases.....	Gage Canning (13), April 27, Gage Canning, March 18, 2018 vs. Oregon (2 HR, 1 3B, 2 1B)
<b>Had an inside-the-park home run.....</b>	<b>Hunter Haas, Feb. 27, 2020 vs. Hawai'i (W, 6-5)</b>
Had an inside-the-park home run AND a traditional home run.....	Gage Canning, March 18, 2018 vs. Oregon (W, 18-4)
Scored five runs in one game.....	Hunter Bishop (5), March 8, 2019 vs. Xavier (W, 12-0)
Was hit by a pitch two or more times.....	2, Nick Cheema, Feb. 28, 2020 vs. Nebraska
Team was hit by 5+ pitches.....	5, Feb. 28, 2020 vs. Nebraska
Walked 4+ times.....	5 (School Record), Spencer Torkelson vs. New Mexico State, Feb. 25, 2019 (W, 6-5 (10))
Opponent hit two HRs in one game.....	2, Leighton Banjoff, vs. Nebraska, March 1, 2020
Opponent hit a walkoff HR.....	Evan Williams, at Oregon, March 23, 2019 (off Brady Corrigan)
Opponent hit a leadoff HR.....	Andy Lentz (Washington), May 17, 2008 at Packard Stadium (off Josh Satow)

### Pitching Categories

Threw a no-hitter.....	Ryan Hingst, March 25, 2016 vs. Utah, (W, 5-0)
Threw a perfect game.....	Eddie Bane, March 2, 1973, vs. Cal State Northridge (W, 9-0)
Threw a one-hitter.....	Individual - Brian Flores, May 20, 2007 at Oregon State (W, 8-1)
.....	<b>Team - Feb. 21, 2021 vs. Sacramento State (W, 3-1)</b>
Threw a two-hitter.....	Will Waldrip, Jan. 23, 1999 vs. Hawaii-Hilo (W, 3-0)
Were no-hit.....	Phil Keller, March 23, 1970 vs. Stanford (L, 1-0)
Were one-hit.....	Noah Bremer, at Washington, May 12, 2017 (L, 0-4)
Threw a complete game.....	Boyd Vander Kooi, April 19, 2019 vs. at Utah (W, 8-5)
Threw a complete game shutout.....	Eli Lingos, March 30, 2018 at Washington St. (W, 7-0)
Threw back-to-back complete games.....	Trevor Williams, 3/1/13 vs. Pacific (W, 8-1) and 3/9 vs. Long Beach State (W, 4-0)
Threw back-to-back complete game shutouts.....	Brady Rodgers/Kramer Champlin, May 20 and 21, 2011 at Washington
Had an opposing pitcher throw a complete game.....	Noah Bremer, at Washington, May 12, 2017 (L, 0-4)
<b>Shut out an opponent (one or more pitchers).....</b>	<b>March 7, 2021 vs. Utah (5-0, 8 pitchers - school record)</b>
Shut out an opponent in back to back games (one or more pitchers).....	March 7 and 12, 2021 vs. Utah and Cal State Fullerton (5-0 and 10-0)
Were shutout.....	vs. #8 Michigan, Feb. 15, 2020, (L, 0-5)
Struck out 10 or more batters in a game.....	Erik Tolman (12 in 6.0 innings), vs #24 Oklahoma State, Feb 18, 2020 (L, 1-2)
Team struck out 18 or more batters.....	18, vs #24 Oklahoma State, Feb 18, 2020 (L, 1-2)
Had back-to-back starts with 10 strikeouts.....	Alec Marsh (10 in each), May 10, 2019 at Nebraska and May 17, 2019 at Cal
Individual struck out 15 or more batters in a game.....	Mike Leake (15), May 30, 2009 vs. Oral Roberts (CG, 4-1 Win in Tempe Regional)
Had an opposing pitcher strike out 10 or more Sun Devils.....	Ryne Nelson (10), at Oregon, March 23 2019 (L, 4-5 (12))
Did not walk a batter (complete game).....	Ryan Kellogg, May 14, 2015 vs Washington State (W, 5-0)
Recorded 10 wins in a season.....	Ryan Kellogg, 11-1 (2013)
Hit three batters in a game.....	Brett Lilek (3), April 4, 2015 at Utah (W, 6-5)
Starting pitcher hit a home run in a game.....	Erik Tolman, April 23, 2019 vs. UNLV (W, 9-2)

### Fielding Categories

Had no errors in four straight games.....	April 20, 23, 26-27, 2019 at Utah, vs. UNLV, at Washington
Committed three or more errors in one game.....	Andrew Snow (3), Feb. 17, 2017 vs. Northwestern
Had 16 or more putouts in one game.....	Nick Cheema (17), catcher, vs #24 Oklahoma State, Feb 18, 2020 (L, 1-2)
Had 20 or more put outs in one game.....	Zach Wilson (20), First Base, April 21, 2011 at Cal
Had eight or more assists in one game.....	Alika Williams (8), April 19, 2019 at Utah (W, 8-5)
Caught and pitched in the same game.....	Jordan Swagerty, March 17, 2010 vs. USC (2x in 2010)
Turned four double plays in one game.....	May 5, 2019 vs. #1 UCLA (W, 8-7)
Turned five+ double plays in one game.....	5, April 25, 2010, vs. Washington (TIES ASU RECORD)
Turned a triple play.....	Eric Sogard (2B), Brett Wallace (1B) and Andrew Romine SS, February 27, 2007 at Arizona

### Scoring and Misc. Categories

Recorded 20+ hits.....	21, May 10, 2019 at Nebraska (W, 15-6)
Recorded 20+ hits in back-to-back games.....	22 and 22, February 3-4, 2007 vs. Southern Utah
Scored 20+ runs.....	20, Feb. 16, 2019 vs. Notre Dame (W, 20-7)
Scored 30+ runs.....	30, March 13, 2005 vs. Western Illinois (W, 30-13 in Baton Rouge, La.)
Scored 10+ runs in one inning.....	11, April 26, 2015 vs. Tennessee Tech (W, 16-4)
Left 15+ runners on base in one game.....	15, March 5, 2016 vs. Eastern Michigan (W, 5-4 (11))
Allowed 5 or more home runs in a game.....	5, vs. Nebraska, March 1, 2020 (L, 10-18)
Allowed 3 or more home runs in an inning.....	3, vs. Nebraska, March 1, 2020
Walked 15+ times in a game.....	15, March 31, 2019 vs Arizona (W, 17-16)
Stranded 15+ opponent runners on base in one game.....	15, March 23, 2019, vs at Oregon (L, 4-5 (12))
<b>Surrendered a ninth inning lead.....</b>	<b>Feb. 19, 2021, vs Sac State (Led 2-0, Lost 4-2)</b>
Swept a three-game Pac-12 series.....	March 29-31, 2019 vs. Arizona (8-2, 8-3, 17-16)
<b>Swept a three-game Non-Conference series.....</b>	<b>March 12-14, 2021, vs. Cal State Fullerton (10-0, 6-4, 5-2)</b>
Were swept in a Pac-12 series.....	April 13-15, 2018 at #2 Stanford (1-3, 6-11, 3-10)
Were swept in a Pac-12 series at home.....	May 18-20, 2017 vs. #15 Arizona (5-6, 1-3, 5-9)
Played in extra innings.....	10, vs. New Mexico State, Feb. 25, 2020 (W, 6-5)
Played in 14+ innings.....	14, March 9, 2016 at Cal State Fullerton (W, 2-1 W)
Played back-to-back extra inning games.....	March 29-30, 2018, at Washington State (L, 8-7 (10)), (L, 4-3 (11))
Played a game lasting 5+ hours.....	5 hours, 10 minutes, March 31, 2019 vs. Arizona (W, 17-16)

### Record When...

Overall .....	11-3	Scoring 0-2 runs .....	1-2	After 8 leading .....	11-1
Conference .....	0-0	..... 3-5 runs .....	5-0	..... trailing .....	0-1
Non-Conference .....	11-3	..... 6-9 runs .....	3-1	..... tied .....	0-1
Home games .....	11-3	..... 10+ runs .....	2-0	Hit 0 home runs .....	3-2
Away games .....	0-0	Opponent 0-2 runs .....	6-0	... 1 home run .....	5-0
Neutral site .....	0-0	..... 3-5 runs .....	4-2	... 2+ home runs .....	3-1
Day games .....	7-1	..... 6-9 runs .....	1-0	Opponent 0 home runs .....	7-0
Night games .....	4-2	..... 10+ runs .....	0-1	..... 1 home run .....	3-2
vs Left starter .....	3-0	Scored in 1st inning .....	3-1	..... 2+ HRs .....	1-1
vs Right starter .....	8-3	Opp. scored in 1st .....	0-0	Made 0 errors .....	3-2
1-Run games .....	3-2	Scores first .....	7-2	... 1 error .....	7-0
2-Run games .....	2-1	Opp. scores first .....	4-1	... 2+ errors .....	1-1
5+Run games .....	3-0	After 6 leading .....	9-3	Opp. made 0 errors .....	3-3
Extra innings .....	0-0	..... trailing .....	1-0	..... 1 error .....	3-0
Shutouts .....	2-0	..... tied .....	1-0	..... 2+ errors .....	5-0
		After 7 leading .....	10-2	Out-hit opponent .....	9-2
		..... trailing .....	0-0	Out-hit by opponent .....	2-0
		..... tied .....	1-1	Hits are tied .....	0-1

### A Look At the Pitching Staff

#### Arizona State Starters

Pitcher	Starts/QS	Pct.	PC/Start	IP/Start	ER Against/Start	Runs For/Start	PCK	DP	Team Record
Thornton	4/0	0.0	350/87.5	20.1/5.0	9/2.3	8/2.0	0	1	4-0
Fall	2/0	0.0	128/64.0	8.2/4.1	2/1.0	5/2.5	0	2	2-0
Tomczak	2/0	0.0	75/37.5	5.0/2.2	0/0.0	1/0.5	0	0	2-0
Hauser	1/0	0.0	37/37.0	2.2/2.2	3/3.0	1/1.0	0	0	1-0
Tolman	3/0	0.0	202/67.3	13.1/4.2	6/2.0	12/4.0	0	1	3-0
Benson	2/1	50.0	96/48.0	7.0/3.2	0/0.0	3/1.5	0	0	0-2

#### Arizona State Bullpen (Relief Appearances Stats Only)

Reliever	APP	IP	H	R	ER	BB	SO	SV	ERA	Hold	IR/Scored	1st Bat. Faced/Ret.
Long	6	6.2	3	0	0	3	4	4	0.00	0	7/2	6/2
Peery	5	3.2	5	0	0	3	3	0	0.00	2	6/3	5/1
Hauser	1	1.0	0	0	0	0	0	0	0.00	0	0/0	1/1
Vander Kooi	1	0.2	0	0	0	1	0	0	0.00	1	0/0	1/1
Cacchione	1	0.2	0	0	0	0	0	0	0.00	0	0/0	1/1
Ogg	1	0.1	0	0	0	0	0	0	0.00	0	0/0	1/1
Burzell	1	0.0	0	0	0	1	0	0	0.00	0	0/0	1/0
Wallerstedt	1	0.0	2	0	0	1	0	0	0.00	0	0/0	1/0
Corrigan	6	7.0	1	2	1	3	13	1	1.29	2	1/0	6/6
Osman	8	10.1	5	3	2	7	12	1	1.74	3	9/3	8/4
Fall	4	4.2	3	1	1	2	4	0	1.93	2	5/1	3/2
Bodlovich	4	8.0	7	2	2	1	9	0	2.25	1	4/1	4/4
Levine	4	7.0	4	2	2	5	7	1	2.57	1	3/0	4/3
Glenn	6	10.2	12	6	6	4	9	0	5.06	1	4/0	6/4
Dennie	8	7.1	7	6	6	5	14	0	7.36	1	9/0	8/5
Barnett	2	1.0	1	1	1	1	1	0	9.00	0	2/1	2/1

# 2021 Sun Devil Baseball

## TEAM AND INDIVIDUAL RANKINGS/RECORD WATCH

### NATIONAL/LEAGUE RANKINGS

Team			
Category	Nat'l	Pac-12	Value
Base on Balls (266 ranked)	210	11	.35
Batting Average (266 ranked)	24	3	0.302
Double Plays (264 ranked)	175	10	6
Double Plays Per Game (264 ranked)	219	10	0.43
Doubles (265 ranked)	62	3	.26
Doubles Per Game (266 ranked)	82	4	1.86
Earned Run Average (266 ranked)	20	3	2.93
Fielding Percentage (266 ranked)	36	4	0.978
Hit Batters (264 ranked)	144	7	.13
Hit by Pitch (266 ranked)	183	10	.10
Hits (266 ranked)	50	2	.139
Hits Allowed Per Nine Innings (266 ranked)	17	2	6.71
Home Runs (248 ranked)	63	3	.14
Home Runs Per Game (260 ranked)	71	4	1
On Base Percentage (266 ranked)	140	7	0.357
Runs (266 ranked)	100	6	.80
Sacrifice Bunts (232 ranked)	119	8	4
Sacrifice Flies (232 ranked)	11	2	.10
Scoring (266 ranked)	139	6	5.7
Shutouts (50 ranked)	19	2	2
Slugging Percentage (266 ranked)	41	3	0.466
Stolen Bases (265 ranked)	118	5	.12
Stolen Bases Per Game (265 ranked)	163	7	0.86
Strikeout-to-Walk Ratio (266 ranked)	61	6	2.62
Strikeouts Per Nine Innings (266 ranked)	84	5	9.7
Triples (203 ranked)	53	2	4
Triples Per Game (242 ranked)	86	3	0.29
WHIP (266 ranked)	24	4	1.16
WL Pct (262 ranked)	25	3	0.786
Walks Allowed Per Nine Innings (266 ranked)	68	7	3.71

Individual				
Category	Name	Nat'l	Pac-12	Value
Batting Average (250 ranked)	Sean McLain	121	6	0.396
	Joe Lampe	151	9	0.385
Doubles (90 ranked)	Sean McLain	37	3	.6
Doubles Per Game (135 ranked)	Sean McLain	81	3	0.46
Games Started (4 ranked)	Tyler Thornton	4	2	.4
Hits (138 ranked)	Sean McLain	138	8	.19
Hits Per Game (149 ranked)	Sean McLain	133	7	1.46
Home Runs Per Game (131 ranked)	Sean McLain	104	4	0.31
Pitching Appearances (77 ranked)	Cam Dennie	25	4	.8
	Graham Osman	25	4	.8
Sacrifice Flies (46 ranked)	Joe Lampe	2	1	.4
	Ethan Long	46	5	.2
Saves (146 ranked)	Ethan Long	7	2	.4
	Christian Bodlovich	146	11	.1
	Will Levine	146	11	.1
	Brady Corrigan	146	11	.1
	Graham Osman	146	11	.1
Slugging Percentage (250 ranked)	Sean McLain	50	2	0.771
	Joe Lampe	171	9	0.641
Strikeouts (141 ranked)	Tyler Thornton	89	5	.27
Strikeouts Per Nine Innings (149 ranked)	Tyler Thornton	137	7	11.95
Total Bases (130 ranked)	Sean McLain	67	4	.37
Toughest to Strike Out (150 ranked)	Hunter Haas	46	2	13.5
	Nathan Baez	128	8	9.5
Triples (100 ranked)	Joe Lampe	17	2	.2
	Kai Murphy	100	6	.1
	Drew Swift	100	6	.1
Triples Per Game (123 ranked)	Joe Lampe	74	4	0.14
Victories (63 ranked)	Justin Fall	63	6	.2
	Eric Tolman	63	6	.2
	Will Levine	63	6	.2

### SUN DEVILS IN THE RANKINGS

	BA	D1	CB	NCBWA	PG	USATC
Pre	-	-	15	29	15	29
1	-	-	15	RV	16	29
2	-	-	22	RV	19	RV
3	-	-	18	27	15	29
4	-	-	12	26	11	23

BA - Baseball America

D1 - D1Baseball.com

CB - Collegiate Baseball News

NCBWA - National Collegiate Baseball Writers

PG - Perfect Game

USATC - USA Today Coaches Poll



# 2021 Sun Devil Baseball

2021 RECORD BY POSITION STARTS

## LF

**Allbry Major, 9 (7-2)**

Kade Higgins, 3 (2-1)

Hunter Jump, 2 (2-0)

## CF

**Joe Lampe, 13 (10-3)**

Sean McLain, 1 (1-0)

## RF

**Kai Murphy, 10 (7-3)**

Hunter Jump, 2 (2-0)

Sean McLain, 2 (2-0)

## SS

**Drew Swift, 14 (11-3)**

## 2B

**Sean McLain, 10 (8-2)**

Nate Baez, 4 (3-1)

## SP

**Tyler Thornton, 4 (4-0)**

**Justin Fall, 2 (2-0)**

Seth Tomczak, 2 (2-0)

Joe Hauser, 1 (0-1)

Erik Tolman, 3 (3-0)

Cooper Benson, 2 (0-2)

## 3B

**Hunter Haas, 14 (11-3)**

## 1B

**Nate Baez, 5 (3-2)**

**Jack Moss, 5 (4-1)**

Blake Pivaroff, 2 (2-0)

Brian Kalmer, 2 (2-0)

## DH

**Hunter Jump, 9 (6-3)**

Ethan Long, 3 (3-0)

Jack Moss, 1 (1-0)

Brian Kalmer, 1 (1-0)

## C

**Sam Ferri, 10 (7-3)**


Nick Cheema, 4 (4-0)

# 2021 Sun Devil Baseball


## TV/RADIO ROSTER



#3, Dom Cacchione  
R.So. • RHP • R/R • 6-2 • 175



#4, Luke La Flam  
R.So. • RHP • R/R • 6-2 • 197




#5, Joe Lampe  
R.Fr. • OF • L/R • 6-0 • 150




#6, Drew Swift  
R.Jr. • INF • R/R • 6-0 • 158



#7, Jack Moss  
Fr. • INF • L/R • 6-5 • 200



#8, Nick Cheema  
R.Sr. • C • R/R • 5-11 • 198



#9, Sam Ferri  
R.Sr. • C • R/R • 5-11 • 185




#10, Sean McLain  
R.Fr. • INF • R/R • 5-11 • 170




#11, Kade Higgins  
Fr. • OF • L/R • 6-3 • 190



#12, Nate Baez  
R.Fr. • INF • R/R • 6-1 • 191




#14, Hunter Haas  
Fr. • INF • R/R • 6-0 • 170



#15, Erik Tolman  
R.So. • LHP • L/L • 6-2 • 193



#16, Vinny Tosti  
R.So. • OF • R/R • 6-1 • 195




#17, Cooper Benson  
R.Fr. • LHP • L/L • 6-0 • 213



#18, Brian Kalmer  
R.Fr. • INF • R/R • 6-2 • 195



#19, Boyd Vander Kooi  
R.Jr. • RHP • R/R • 6-5 • 220



#20, Logan Paustian  
Fr. • C • R/R • 6-1 • 185



#22, Blake Burzell  
R.So. • RHP • R/R • 6-6 • 225



#23, Justin Fall  
R.Jr. • LHP • L/L • 6-6 • 235



#24, Nick Wallerstedt  
R.Fr. • RHP • R/R • 6-3 • 178




# 2021 Sun Devil Baseball

TV/RADIO ROSTER



#25, Will Levine  
R.So. • RHP • R/R • 6-2 • 205



#26, Graham Osman  
R.Fr. • LHP • L/L • 6-3 • 183



#27, Hunter Jump  
R.Jr. • OF • L/R • 5-11 • 188




#28, Seth Nager  
R.Fr. • OF • L/R • 6-4 • 190



#29, Tyler Thornton  
R.So. • RHP • R/R • 6-3 • 178




#30, Brady Corrigan  
R.Jr. • RHP • R/R • 6-2 • 210



#31, Kai Murphy  
R.Fr. • OF/LHP • L/L • 5-8 • 173



#32, Bryce Barnett  
R.Fr. • RHP • R/R • 6-0 • 170



#33, Brock Peery  
Fr. • RHP • R/R • 6-0 • 205



#35, Ethan Long  
Fr. • RHP/INF • L/R • 6-2 • 215



#36, Seth Tomczak  
R.Fr. • RHP • L/R • 6-4 • 181




#37, Michael Brueser  
Fr. • OF • R/R • 6-1 • 190



#38, Joe Hauser  
Fr. • RHP • R/R • 6-2 • 190



#39, Jared Glenn  
Fr. • RHP • L/R • 6-4 • 185



#40, Alexander Ogg  
R.Fr. • RHP • R/R • 6-5 • 177



#41, Christian Bodlovich  
R.Fr. • RHP • R/R • 6-0 • 210




#44, Blake Pivaroff  
Fr. • INF • L/R • 6-0 • 195



#45, Cam Dennie  
R.Fr. • RHP • R/R • 6-2 • 183



#47, Allbry Major  
R.Jr. • OF/INF • S/R • 6-6 • 215



#48, Jay Baggs  
R.Fr. • RHP • R/R • 6-5 • 250

Five-Time NCAA Champions (1965, 1967, 1969, 1977, 1981) | 22 College World Series Appearances | 21 Conference Championships

128 All-Americans | 14 National Players of the Year | 12 College Baseball Hall of Fame Members

447 Major League Baseball Draft Picks | 111 Major Leaguers | 52 Major League Baseball First-Round Draft Picks

TWITTER: @ASU\_BASEBALL

INSTAGRAM: @ASU\_BASEBALL

FACEBOOK: SUNDEVILBASEBALL