

2023-24 SUN DEVIL WBB GAME NOTES

2023-24 Schedule/Results (11-16, 3-12 Pac-12)

| DAY & DATE | OPPONENT | TIME/RESULT |
|--|--|------------------------|
| MON., NOV. 6 | UTSA (ASU Live Stream) | W, 70-55 |
| FRI., NOV. 10 | MONTANA STATE (ASU Live Stream) | W, 75-62 |
| MON., NOV. 13 | SAN FRANCISCO (ASU Live Stream) | W, 77-69 |
| <u>Pac-12/SWAC Legacy Series</u> | | |
| Thurs., Nov. 16 | at Grambling State | L, 67-70 |
| SUN., NOV. 19 | IDAHO STATE (ASU Live Stream) | W, 72-40 |
| <u>Virgin Islands Paradise Jam (Nov. 23-25/ St. Thomas, U.S. Virgin Islands)</u> | | |
| Thurs., Nov. 23 | vs. No. 12/11 Texas (ESPN+) | L, 42-84 |
| Fri., Nov. 24 | vs. South Florida (ESPN+) | W, 66-49 |
| Sat., Nov. 25 | vs. High Point (ESPN+) | W, 77-69 |
| <u>BRIANN JANUARY CLASSIC DEC. 1-2/TEMPE, ARIZ.</u> | | |
| FRI., DEC. 1 | PACIFIC (Pac-12 Arizona) | W, 76-66 |
| SAT., DEC. 2 | XAVIER (ASU Live Stream) | Canceled |
| FRI., DEC. 8 | GRAND CANYON (ASU Live Stream) | L, 59-66 |
| SUN., DEC. 17 | ARIZONA* (Pac-12 Networks) | L, 52-91 |
| <u>Jerry Colangelo's 2023 Hall of Fame Series, Phoenix, Ariz.</u> | | |
| Wed., Dec. 20 | vs. Fresno State | W, 80-76 |
| SAT., DEC. 30 | SANTA CLARA (ASU Live Stream) | L, 55-65 |
| FRI., JAN. 5 | No. 15/12 UTAH* (Pac-12 Networks) | L, 41-58 |
| SUN., JAN. 7 | No. 5/7 COLORADO* (Pac-12 Networks) | L, 68-81 |
| Fri., Jan. 12 | at Oregon* (Pac-12 Networks) | L, 53-65 |
| Sun., Jan. 14 | at Oregon State* (Pac-12 Networks) | L, 55-92 |
| Fri., Jan. 19 | at Washington State* (Pac-12 Networks) | L, 64-79 |
| Sun., Jan. 21 | at Washington* (Pac-12 Networks) | W, 73-65 |
| FRI., JAN. 26 | NO. 6/5 STANFORD* (Pac-12 Networks) | L, 50-80 |
| SUN., JAN. 28 | CAL* (Pac-12 Networks) | W, 76-71 |
| Sun., Feb. 4 | at Arizona* (Pac-12 Networks) | L, 52-63 |
| Fri., Feb. 9 | at No. 10/11 USC* (Pac-12 Networks) | L, 63-81 |
| Sun., Feb. 11 | at No. 9/10 UCLA* (Pac-12 Networks) | L, 45-78 |
| FRI., FEB. 16 | WASHINGTON* (Pac-12 Networks) | W-2OT, 73-65 |
| SUN., FEB. 18 | WASHINGTON STATE* (Pac-12 Networks) | L, 46-73 |
| Fri., Feb. 23 | at Cal* (Pac-12 Networks) | L, 55-67 |
| Sun., Feb. 25 | at No. 3/3 Stanford* (Pac-12 Networks) | 1 p.m. MST/12 p.m. PST |
| THURS., FEB. 29 | UCLA* (Pac-12 Networks) | 7 P.M. MST |
| SAT., MAR. 2 | USC* (Pac-12 Networks) | 12 P.M. MST |
| <u>2024 Pac-12 Women's Basketball Tournament</u> | | |
| Mar. 6, 7, 8, 10 | TBD | TBD |

Home games (listed in **BOLD CAPS**) played at Desert Financial Arena.

* - Pac-12 Game

Game No. 28

Arizona State (11-16, 3-12 Pac-12)

at

No. 3/3 Stanford (23-4, 12-3 Pac-12)

Sunday, February 25, 2024

1 p.m. MST • Maples Pavilion • Stanford, Calif.

Pac-12 Bay Area • KDUS AM 1060

UP NEXT

The Sun Devil women's basketball team (11-16, 3-12 Pac-12) concludes its final Pac-12 road trip on Sunday (1 p.m. MST) when it plays at No. 3 Stanford (23-4, 12-3).

After Sunday's game, ASU will return home to host its final two regular season games vs. No. 12 UCLA (Feb. 29) and No. 7 USC (Mar. 2). The following week, the Sun Devils will begin postseason play at the Pac-12 Tournament which gets underway Wed., Mar. 6 at the MGM Grand Arena in Las Vegas.

SETTING THE SCENE

ASU had a brief respite from life on the road as it came into last weekend's home contests against the Washington schools having played seven of nine games away from home. After Sunday's game, ASU will have played nine of 13 games on the road. The sequence originally started the second weekend of January with the first of consecutive road trips to the Pacific Northwest for games first at the Oregon schools and the following weekend at the Washington schools.

All three of ASU's remaining games are rematches. In its first meeting vs. Stanford (Jan. 26), ASU had early success but ultimately was not able to sustain it in an 80-50 loss. Jalyn Brown (17 points) and Trayanna Crisp (16 points, game-high four steals) were ASU's main sources of offense as the duo combined for 33 points. Journey Thompson pulled down a career-high 13 rebounds, coming one board short of the single-game high by a Sun Devil this season (Kadidia Toure 14 vs. San Francisco on Nov. 13). Stanford shot 48 pct and was led by Kiki Iriafen (27 points, 14 rebounds) and Cameron Brink (20 points, 16 rebounds). ASU had only 10 turnovers, at the time, the 8th time 12 games it has had 11 or fewer turnovers.

ASU started its final regular season road trip with a 67-55 loss at Cal on Friday. For ASU, the game played out much like its loss at Washington State (Jan. 19) in which it outscored WSU 58-57 over the final 30 minutes after the Cougars jumped out to a 22-6 lead. In Friday's loss, the Sun Devils had a slow start getting outscored 26-13 in the first quarter only to edge the Bears 42-41 over the final 30 minutes. Brown (18 points) led ASU with her 22nd double-digit outing of the season, while Mallory Miller (11 points) and Toure (10 points, team-high eight rebounds) came off the bench to combine for 21 points. After Cal increased its lead to 30-16, the Sun Devils ripped off a 14-3 run to make it a one-possession game after Brown's layup with 3:55 remaining in the first half. Brown (seven points), Toure (five points) and Miller (four points) combined for 16 points for the Sun Devils, who shot 50 percent in the second quarter.

Cal was able to maintain a double-digit lead for most of the third quarter, until Thompson (jumper), Toure (two free throws) and Brown (jumper) scored six straight points to get ASU within eight late in the quarter. The Bears would douse any comeback fire the Sun Devils were looking to ignite by responding with an 11-2 run to take their largest lead, 65-48, midway through the fourth quarter.

SUN DEVIL

W O M E N ' S B A S K E T B A L L

2023-24 SUN DEVIL WBB GAME NOTES

SUN DEVIL WBB 2023-24 QUICK FACTS

School Information

| | |
|----------------------------------|--|
| Location | Tempe, Ariz. |
| Founded | 1885 |
| Enrollment..... | 103,410 |
| Nickname | Sun Devils |
| Colors | Maroon and Gold |
| Conference | Pac-12 |
| Arena (Capacity) | Desert Financial Arena (14,100) |
| President | Dr. Michael Crow |
| Interim Athletics Director | Jim Rund |
| WBB Administrators ... | Christina Wombacher (Sr. Associate AD/SWA) |
| | Natesh Rao (Sr. Associate AD) |

Staff

| | |
|--|------------------------------|
| Head Coach | Natasha Adair (2nd season) |
| Record at ASU (seasons) | 19-36 (2nd season) |
| Career record (seasons) | 186-179 (12th season) |
| Associate Head Coach | Darrell Mosley (2nd season) |
| Assistant Coach/Recruiting Coordinator ... | Mykala Walker (2nd season) |
| Assistant Coach | Camille Collier (2nd season) |
| Special Asst. to the Head Coach..... | Yvonne Sanchez (1st season) |
| Director of Operations | Carter Caplan (2nd season) |
| Asst. Director of Operations..... | Lizzie Oleary (2nd season) |

Media Relations Contacts

| | |
|---|--|
| Associate SID | Steve Rodriguez |
| Cell/Email | 480-254-2489 / steve.rodriguez@asu.edu |
| Sr. Associate AD, Media Relations | Doug Tammaro |
| Cell/Email | 480-734-7795 / tammaro@asu.edu |

Returners

| | | | | |
|-----|------------------|-----|-----|-------|
| #2 | Jaddan Simmons | G | 5-9 | Sr. |
| #4 | Trayanna Crisp | G | 5-8 | So. |
| #11 | Maggie Besselink | G/F | 6-3 | Sr. |
| #12 | Treasure Hunt | G | 6-2 | Sr. |
| #22 | Journey Thompson | F | 6-3 | So. |
| #30 | Morasha Wiggins | F | 6-0 | Jr. |
| #44 | Isadora Sousa | G | 6-0 | Grad. |

Newcomers

| | | | | |
|-----|-----------------|-----|------|-----|
| #1 | Kadidia Toure | F | 6-3 | So. |
| #10 | Marina Radocaj | G/F | 6-2 | Fr. |
| #13 | Sandra Magolico | F | 6-2 | Jr. |
| #21 | Hanna Miller | F | 6-2 | So. |
| #23 | Jalyn Brown | G | 6-1 | So. |
| #24 | Mallory Miller | F | 6-4 | Fr. |
| #25 | Adison Novosel | G | 5-11 | Jr. |

Will miss 2023-24 due to injury (returner)

| | | | | |
|----|-------------|---|-----|-----|
| #3 | Tyi Skinner | G | 5-5 | Jr. |
|----|-------------|---|-----|-----|

Pronunciation Guide

| |
|---|
| Natasha Adair – A-dare |
| Maggie Besselink – Bessel-ink |
| Jalyn Brown – Jay-lynn |
| Trayanna Crisp – Tray-on-nah |
| Sandra Magolico – Sahn-dra Mag-oh-leek-oh |
| Adison Novosel – No-vuh-sell |
| Marina Radocaj – Maude-E-nuh Rahd-oh-chai |
| Jaddan Simmons – Jade-en |
| Tyi Skinner – Tie |
| Isadora Sousa – So-za |
| Kadidia Toure – kuh-DEE-shuh TORE-ay |
| Morasha Wiggins – more-AH-shuh |

WATCH/LISTEN

Sunday's game can be seen on Pac-12 Bay Area. The game can also be heard on KDUS AM 1060. Veteran broadcaster and the state of Arizona's 2010 & 2019 Broadcaster of the Year and a finalist for the 2023 award, Jeff Munn is in his 20th season as the voice of ASU women's basketball.

JALYN BROWN ASCENDING TO SUPERSTAR STATUS

- As the season has progressed, Jalyn Brown has evolved into one of the top performers in the Pac-12. In league games, Brown is currently 3rd in the Pac-12 in scoring (20.3 ppg) & 6th in scoring in all games (17.5 ppg).
- Brown has scored in double figures 22x, including 20x in the last 21 games and the last 14 games in succession. During that 14-game stretch, she is leading the team in scoring (20.4 ppg), 3FGs per game (1.6) and free throws made (65), attempted (81) and FT percentage (80.2) and is 2nd in 3FG pct. (34.9), minutes (37.9 mpg) and assists (2.0 apg).
- In contest vs. No. 5 Colorado on Jan. 7, Brown scored 35 points, the most points by a Sun Devil in the 21st century.
- Added a second 30-point game, scoring 34 points (11-20 FGs, 4-5 3FGs, 8-8 FTs) in ASU's first Pac-12 win at Washington (Jan. 21).

MOST POINTS IN A GAME BY A SUN DEVIL SINCE 2000

35 - Jalyn Brown vs. Colorado (1/7/24)

34 - Jalyn Brown at Washington (1/21/24)

34 - Jade Loville at San Diego (12/18/21)

33 - Jade Loville vs. Oregon St. (2/4/22)

32 - Kylan Loney vs. Arizona (1/31/04)

30 - Kianna Ibis at Utah (12/31/17)

30 - Amanda Levens vs St. Peter's (11/17/01)

MOST 20-POINT GAMES BY A SUN DEVIL SINCE 2000

15 - Tyi Skinner (2022-23)

12 - Jalyn Brown (2023-24)

12 - Amanda Levens (2001-02)

9 - Jade Loville (2021-22)

8 - Kianna Ibis (2018-19)

SERIES NOTES VS. STANFORD

- Stanford has won the last 11 meetings including a pair of victories last season and last month's win in Tempe.
- ASU's last win over Stanford came on Jan. 7, 2018, a 73-66 triumph in Tempe.
- In the Pac-12 era, ASU's most successful stretch vs. the Cardinal came when it won four of five games in the 2014-15 and 2015-16 seasons. Its 60-57 win at Stanford in Jan 2015 was its first over the Cardinal since 2006 and the first at Stanford since 1984. On Feb. 6, 2015, ASU became the first league school to sweep Stanford in the regular season since 1988 after defeating the Cardinal 53-52 in Tempe. ASU's 63-61 OT win at Stanford in February 2016 made it back-to-back wins at Maples Pavilion.

WHAT TO LOOK FOR

- As of Feb. 24, 2024, ASU is ranked in the top half of the Pac-12 in FT attempts per game (2nd/17.74), is 4th in offensive rebounds per game (11.7), fewest turnovers per game (13.1/28th in the nation) and turnover margin (+2.11), 5th in FTs made per game (12.1) and 6th in turnovers forced per game (15.2) and steals per game (7.3).
- In terms of individual national rankings, Jaddan Simmons is ranked 10th in the nation in minutes per game (37.07), 57th in FTs made (102) and 71st in FT attempts (130). Jalyn Brown is 46th in the nation in minutes per game (35.24) and 68th in scoring (17.5 ppg).
- ASU has had 6 players lead/tie for team lead in scoring: Brown (13x), Crisp (6x), Simmons (5x), Kadidia Toure (4x), Treasure Hunt (1x) and

SUN DEVIL

W O M E N ' S B A S K E T B A L L

2023-24 SUN DEVIL WBB GAME NOTES

Journey Thompson (1). Brown's career-high 35 points vs. No. 5 Colorado (Jan. 7), is the highest single-game total by a Sun Devil this season.

- In the rebounding department, 9 players have led/tied for the team lead: Thompson (10x), Simmons (5x), Toure (4x), Maggie Besselink (4x), Brown (3x), Mallory Miller (3x), Sandra Magolico (2x), Isadora Souza (2x) and Hunt (1x). Toure's 14-rebound game vs. San Francisco (Nov. 13) represents the most rebounds by a Sun Devil this season.

- ASU has averaged only 12.0 turnovers (+2.5 turnover margin) in its last 21 games. It has had 11 or fewer turnovers 8x during that stretch.

- In ASU's last 9 games, Trayanna Crisp has played 366:39 of a possible 370 minutes, including a career-high 50 mins in 2OT win over Washington (Feb. 16). Last weekend, Crisp led the team in scoring (18.5 ppg) and steals (2.0 spg) and played all 90 mins (includes double-OT game), in ASU's contests vs. UW (Feb. 16) and vs. WSU (Feb. 18).

- In ASU's last 4 games, Mallory Miller has averaged 7.8 ppg (3rd on the team), 6.0 rpg (leads team) and 1.5 bpg (leads team). She scored 7 points and grabbed a career-high 10 rebounds in 2OT win over UW (Feb. 16). She played a big role in getting the game to OT as she hit a jumper to get ASU within two and then stepped up again by hitting a pair of free throws with 15 seconds remaining to send the game to overtime. She notched her second double-figure scoring game at Cal (11 points). She scored a career-high 15 points at WSU (Jan. 19).

- Jaddan Simmons has 20 assists and 8 TOs in ASU's last 8 games.

SEASON SUMMARY

- ASU has had a pair of season-best three-game winning streaks in 2023-24. It started 3-0 after home wins over UTSA (70-55/Nov. 6), Montana State (75-62/Nov. 10) & San Francisco (77-69/Nov. 13). In the first half of its first three wins, ASU averaged 45.3 points & hit 49.5 pct of its shots. In the win vs. UTSA, ASU tied last season's highest point total in a half on its way to a 49-23 halftime lead. Against Montana State (Nov. 30), ASU scored 30 points in the first quarter, representing the third time it has scored 30 or more points in a quarter under head coach Natasha Adair.

- In its first loss at Grambling State (Nov. 16), ASU scored 32 points and shot 38 pct. in the first half while allowing the Tigers to score 45 points. Down by as many as 17, ASU tied the game at 67-67 before the Tigers hit game-winning 3-pointer in final seconds.

- ASU responded with a 72-40 win over Idaho State. The Bengals' final point total represented the fewest given up by ASU since a 49-40 win over VCU on November 27, 2020.

- After dropping an 84-42 decision to Texas in its first game at the Virgin Islands Paradise Jam (Nov. 23), ASU once again rebounded with a 3-game winning streak. Less than 24 hours after the setback to Texas, ASU had to face a South Florida squad (Nov. 24) that entered the game among the Top 50 teams in the nation in rebounding margin (+10.8). ASU rose to the challenge and outrebounded the Bulls 38-32 in its 66-49 win. In its 77-69 win over High Point (Nov. 25), ASU shot 50 percent for the game, the first time it shot 50 percent or higher since a win at San Diego on Dec. 18, 2021. Brown had her first 20-point game, while Hunt just missed a double-double with season highs in points (19) and rebounds (game-high 8 boards).

- ASU made it three straight wins after a 76-66 triumph over Pacific (Dec. 1). Simmons scored 17 of her career-high 26 points in the 2nd half, including 8 points in the final 94 seconds while Brown contributed 20 points for the second straight game.

ASU 2023-24 SCORING HIGHS / LOWS

Most points (Game)

80 - vs. Fresno State (N) - 12.20.23
77 - (2x) last vs. High Point (N) - 11.25.23
76 - (2x) last vs. Cal - 1.28.24

Fewest points (Game)

41 - vs. Utah - 1.5.24
42 - vs. Texas (N) - 11.23.23
45 - at UCLA - 2.11.24

Most points (Quarter)

30 - vs. Montana State (1st) - 11.10.23
27 - vs. Pacific (3rd) - 12.1.23
25 - vs. UTSA (1st) - 11.6.23

Fewest points (Quarter)

6 - (5x) last vs. Washington (2nd) - 2.16.24
7 - (5x) last vs. WSU (4th) - 2.18.24
8 - (4x) last vs. WSU (1st) - 2.18.24

Most points (1st half)

49 - vs. UTSA - 11.6.23
45 - vs. Montana State - 11.10.23
43 - vs. Cal - 1.28.24

Fewest points (1st half)

14 - vs. Utah - 1.5.24
15 - vs. Washington - 2.16.24
19 - at UCLA - 2.11.24

Most points (2nd half)

48 - vs. Pacific - 12.1.23
43 - vs. Colorado - 1.7.24
42 - vs. South Florida (N) - 11.24.23

Fewest points (2nd half)

19 - vs. Texas (N) - 11.23.23
21 - vs. UTSA - 11.6.23
23 - at Cal - 2.23.24

OPPONENT 2023-24 SCORING HIGHS / LOWS

Most points (Game)

92 - at Oregon State - 1.14.24
91 - vs. Arizona - 12.17.23
84 - vs. Texas - 11.23.23

Fewest points (Game)

40 - vs. Idaho State - 11.19.23
49 - vs. South Florida (N) - 11.24.23
55 - vs. UTSA - 11.6.23

Most points (Quarter)

28 - (2x) last at Oregon State (1st) - 1.14.24
27 - (3x) last vs. WSU (4th) - 2.18.24
26 - (4x) last vs. Cal (1st) - 2.23.24

Fewest points (Quarter)

5 - vs. Idaho St. (1st) - 11.19.23
6 - vs. Santa Clara (3rd) - 12.30.23
8 - vs. Montana St. (2nd) - 11.10.23

Most points (1st half)

52 - vs. Arizona - 12.17.23
50 - vs. Colorado - 1.7.24
46 - at Oregon State - 1.14.24

Fewest points (1st half)

15 - vs. Idaho State - 11.19.23
21 - vs. South Florida (N) - 11.24.23
23 - vs. UTSA - 11.6.23

Most points (2nd half)

50 - at UCLA - 2.11.24
47 - vs. WSU - 2.18.24
46 - at Oregon State - 1.14.24

Fewest points (2nd half)

23 - (3x) last vs. Washington - 2.16.24
26 - at Cal - 2.23.24
27 - vs. Santa Clara - 12.30.23

- The Sun Devils nearly came back from 14 down in the 4th quarter (got within 4 points 2x) before falling to Grand Canyon, 66-59 on Dec. 8. Simmons (20 points), Crisp (18 points) and Brown (16 points) scored all but 5 of ASU's points.

- ASU dropped consecutive games for the first time this season after falling to Arizona 91-52 in the Pac-12 opener for both teams.

- ASU got back on the winning track scoring a season high in an 80-76 win over Fresno State as part of the Jerry Colangelo Hall of Fame Series played at Footprint Series in Phoenix. Toure scored 12 of her career high-tying 22 points in the second half while Brown continued her streak of scoring in double figures in games she has started (eight) with 20 points. Crisp scored 12 points while Simmons and Thompson (career-high four steals) scored 10 points each. ASU shot 49 percent for the game, its second-highest mark of the season. Simmons, who went over 1,000 career points in the fourth quarter of the win, set a career high with eight assists and hit a pair of free throws with six seconds remaining to help clinch the win.

- The short-handed Sun Devils nearly came back from a double-digit deficit but in the end did not have enough to get over the hump in 65-55 loss to Santa Clara (Dec. 30). Crisp and (12 points), Simmons (11 points) and Toure (10 points) led the way for the Sun Devils (8-5), who were without key contributors Maggie Besselink and Treasure Hunt. The Sun Devils trailed by as many as 12 in the first half before transforming their defense into a riddle Santa Clara had no answers for during the latter stages of the first half and for the entire third quarter. The net result was a game tied at 44-44 entering the fourth quarter. Santa Clara outscored ASU 21-11 in the 4th Q.

- ASU came through with one of its best defensive efforts of the

SUN DEVIL

W O M E N ' S B A S K E T B A L L

2023-24 SUN DEVIL WBB GAME NOTES

INDIVIDUAL PAC-12 RANKINGS (ALL GAMES - AS OF FEB. 24)

| Player | Category | Rank (value) |
|------------------|-----------------|-----------------|
| Jalyn Brown | Scoring | 6th (17.5 ppg) |
| Jaddan Simmons | Assists | 13th (3.4 apg) |
| Jaddan Simmons | FT Pct. | 14th (78.5) |
| Jalyn Brown | FT Pct. | 15th (78.2) |
| Jaddan Simmons | Steals | 7th (1.8 spg) |
| Trayanna Crisp | Steals | 15th (1.4 spg) |
| Journey Thompson | O-Rebs | 12th (2.0 rpg) |
| Jaddan Simmons | Assist-TO Ratio | 15th (1.6) |
| Jaddan Simmons | Minutes | 1st (37.07) |
| Jalyn Brown | Minutes | 4th (35.24 mpg) |
| Trayanna Crisp | Minutes | 9th (33.68 mpg) |

INDIVIDUAL PAC-12 RANKINGS (PAC-12 GAMES - AS OF FEB. 24)

| Player | Category | Rank (value) |
|------------------|-----------------|------------------|
| Jalyn Brown | Scoring | 3rd (20.3 ppg) |
| Jaddan Simmons | Assists | t-8th (3.5 apg) |
| Jalyn Brown | FT Pct. | 10th (81.2) |
| Jaddan Simmons | FT Pct. | 15th (76.0) |
| Jaddan Simmons | Steals | 11th (1.3 spg) |
| Jalyn Brown | 3FG pct. | 19th (34.8) |
| Jalyn Brown | 3FGs made | t-14th (1.5) |
| Journey Thompson | O-Rebs | t-13th (1.7 rpg) |
| Jaddan Simmons | Assist-TO Ratio | 11th (1.7) |
| Jaddan Simmons | Minutes | 2nd (39.19) |
| Jalyn Brown | Minutes | 3rd (37.85) |
| Trayanna Crisp | Minutes | 15th (34.47) |

season in holding Utah, one of the most prolific offenses in the country, more than 30 points below its scoring average. ASU was not able to do enough on the offensive end in 58-41 loss.

- Brown scored 35 points, the most by a Sun Devil in the 21st century in ASU's 81-68 loss to No. 5 Colorado on Jan. 7.
- The Sun Devils dropped both of their contests at the Oregon schools: 65-53 at Oregon and 92-55 at Oregon State. Brown led the team in scoring, averaging 15.5 ppg and knocking down 83 percent of her free throws (10-12) in the two games. Also providing major contributions was Thompson, who averaged 14.0 points and 4.5 rebounds, the second time this season Thompson scored in double figures in consecutive games.
- After falling at WSU 79-64 (Jan. 19), ASU captured its first Pac-12 win at UW, 73-65 on Jan. 21. Brown (34 points) posted her second 30-point game of the season.
- ASU came through with its best offensive performance in recent memory in a 76-71 win over Cal on Jan. Five players scored in double figures led by Jalyn Brown, who had a game-high 21 points to help ASU accumulate its season-high point total in conference play. ASU was remarkable throughout the game on the offensive end as it shot 54.8 pct, its highest FG pct. since shooting 56 pct vs. SIU on Nov. 24, 2018. It was its highest percentage in a Pac-12 game since

a 55.6-percent effort vs. Arizona on February 16, 2018. On top of those feats, ASU set a school record for 3-point FG pct (minimum of 10 attempts) as it hit 80 pct (8-10) of its attempts.

- In a game in which the final score belied the closeness of the game, ASU came up short at Arizona, 63-52 on Feb. 4. Crisp (15 points, five rebounds) led the Sun Devils, who were looking to win back-to-back road games in league play for the first time since January of 2020. Any hope the Sun Devils had of squaring this year's edition of the Territorial Cup Series was extinguished less than four minutes into the final period as the Wildcats added on to the four-point spurt at the end of the third quarter by scoring the first nine points of the final one to extend out to a 54-41 lead. The Wildcats were never threatened after what ended up being an 18-2 run that put ASU into a 59-43 hole with under four minutes remaining.
- ASU ended its run of nine games on the road with contests at No. 9 USC and No. 10 UCLA. At USC, after trailing by as many as 19 points, ASU whittled USC's lead down to 10 after Toure's jumper with 17 seconds left in the first half. The Sun Devils got even closer, trimming USC's lead to single digits after Crisp's 3-pointer in the opening moments of the third quarter made the count 38-31. As fast as the Sun Devils got back into game, they lost their grasp of it just as quickly as the Trojans – in fewer than three minutes – re-claimed a firm grip of the contest by outscoring ASU 10-2 to take a commanding lead once again, 50-33, with 6:14 remaining. The Sun Devils would cut the lead to 11 once more but were not able to get any closer... At UCLA, after getting outscored 17-10 in the first quarter, the Sun Devils put together their best sequence of the game as they outscored UCLA 7-2 over the first six-plus minutes of the second quarter to pull within two points, 19-17. If there was a negative during the successful stretch it was the Sun Devils not being able to score more points while the Bruins were struggling with their offense. ASU's inability to do more damage on the scoreboard was magnified when the Bruins finally found their footing and closed the half with a 9-2 run to take a 28-19 lead at the half. UCLA's success carried over into the third quarter as they opened the second half with a 17-6 run to more than double their halftime lead, 45-25 with 5:48 remaining in the third quarter.

ASU WITHOUT ALL-PAC-12 STANDOUT TYI SKINNER IN 2023-24

Although the Sun Devil women's basketball team's overall health is a 180-degree difference from last season, the squad was dealt a tremendous blow when Natasha Adair announced Oct. 4, 2023, that senior guard Tyi Skinner would miss the 2023-24 season due to a knee injury.

Skinner, who last season earned All-Pac-12 honorable mention honors from the league's coaches and All-Pac-12 recognition from media who cover the league, quickly established herself as one of top scorers in the Pac-12 and one of the most exciting players in the nation to watch in her first season in Tempe.

In 2022-23, Skinner scored 20 or more points 15 times, including a career-high 29 points on two occasions. A starter in all 28 games, Skinner went on to average 19.3 points per game, the most by a Sun Devil since the 1988-89 season. She concluded her first campaign in the Maroon and Gold among the leaders in the Pac-12 in points per game (19.3/2nd/27th in the nation), 3-pointers per game (2.43 per game/2nd), minutes per game (36.59/3rd/29th in the nation), free throws made (79/3rd) and attempted (91/4th), steals per game (1.71/5th), 3-point FG percentage (34.7/6th) and free throw percentage (78.1/8th).

SUN DEVIL

W O M E N ' S B A S K E T B A L L

2023-24 SUN DEVIL WBB GAME NOTES

PLAYER NOTES

#1 • Kadidia Toure • F • 6-3 • So. • Silver Spring, Md.

- Transferred to ASU in 2023 (played @James Madison as freshman).
- Has played in every game (7 starts) and leads the team in FG pct. (44.8), is 2nd in O-rebs (1.7 rpg), 4th in overall rebounds (4.1 rpg) and 5th in scoring (6.1 ppg).
- Came off the bench and scored 10 points and had 8 boards (personal high in Pac-12 game) at Cal (Feb. 23).
- Consecutive games vs. Fresno State (Dec. 20) and vs. Santa Clara (Dec. 30): Led team in scoring (16.0 ppg) and rebs (6.5 rpg). Tied career high (22 points) vs. Fresno State.
- During earlier 3-game stretch (game Nos. 2-4), averaged 19.0 ppg & 9.3 rebs per game... Posted first career double-double with career highs in points (22) & rebounds (14) vs. San Francisco (Nov. 13).
- Four-year varsity player for Our Lady of Good Counsel (Olney, Md.). As a senior in 2022, the league's player of the year averaged 14 points, 13 rebounds and four blocks on her way to WCAC Player of the Year honors and first-team All-Met recognition.

#2 • Jaddan Simmons • G • 5-9 • Sr. • Houston, Texas

- Has started 103 of 104 career games (10.7 ppg avg./1115 career points/18th all time).
- Currently leads ASU in FTs attempted (130), made (102), assists (3.4 apg), steals (1.8 spg) and minutes (37:04 mpg), FT pct. (78.5), is 3rd in scoring (10.0 ppg), overall rebounds (4.4 rpg) and O-rebs (1.4 rpg).
- Connected on season-high 10 FTs 2x (vs. UTSA/vs. Pacific).
- Played 38 or more minutes in more than half (16x) of team's games, including career-high 50 mins in 2OT win over Washington (Feb. 16).
- Has grabbed season-high 7 rebounds 6x this season, had 3 or more steals 8x this season (season-best 5 vs. GCU and at WSU) and 5 or more assists 4x (career-high 8 assists vs. Fresno State).
- Played all 80 minutes on Washington road trip – at WSU (Jan. 19) and at UW (Jan. 21) – and averaged 11.0 ppg, 6.5 rpg, 5.0 apg, 3.0 spg and connected on 87.5 percent of her free throws (14-16).
- Scored most points since Dec. 8 after accounting for 15 points, 4 steals and 3 steals in win over Cal (Jan. 28).
- In the month of December (vs. Pacific, vs. GCU, vs. Arizona, vs. Fresno State, vs. Santa Clara), averaged 15.6 ppg, 4.4 rpg, 2.4 apg, 2.4 spg, 6.8 FT attempts. In ASU's win over Fresno State (Dec. 20), Simmons had a career-high 8 assists with zero turnovers.
- Scored career-high 26 points in ASU's win over Pacific (Dec. 1) and was named to Briann January Classic All-Tournament Team.
- First 4 games of season: Averaged 16.0 ppg, 4.0 rpg, 3.8 apg, 3.0 spg and shot 56 pct 3FG (5-9) and 90 pct (27-30) from the line.
- Superb all-around effort at WSU (Jan. 19) included 13 points, 7 rebounds, game-high 7 assists and game-high 5 steals.

ASU'S 1000-POINT CLUB

Note: Each year listed represents one season.

Ex: 2017-19 = 2016-17, 17-18, 18-19.

| Rk. | Points | Name | Yrs. |
|-----|--------|------------------|------------------|
| 1. | 2,361 | Kym Hampton | 1981-84 |
| 2. | 1,670 | Cassandra Lander | 1980-83 |
| 3. | 1,405 | Sophie Brunner | 2014-17 |
| 4. | 1,383 | Danielle Orsillo | 2006-08, 2009-10 |
| 5. | 1,374 | Molly Tuter | 1994-97 |
| 6. | 1,370 | Sherry Poole | 1984-87 |
| 7. | 1,363 | Kristen Kovesdy | 2003-06 |
| 8. | 1,340 | Emily Westerberg | 2004-07 |
| 9. | 1,317 | Briann January | 2006-09 |
| 10. | 1,248 | Robin Connolly | 1984-87 |
| 11. | 1,229 | Dymond Simon | 2007-09, 2011 |
| 12. | 1,224 | Karen O'Connor | 1988-91 |
| 13. | 1,210 | Jill Noe | 2003-08 |
| 14. | 1,194 | Jodi Rathbun | 1983-86 |
| 15. | 1,178 | Kianna Ibis | 2016-19 |
| 16. | 1,148 | Lisa Salsman | 1990-93 |
| 17. | 1,134 | Jovonne Smith | 1990-93 |
| 18. | 1,115 | Jaddan Simmons | 2021-present |
| 19. | 1,127 | Robbi Ryan | 2017-20 |
| 20. | 1,065 | Betsy Boardman | 2001-05 |
| 21. | 1,038 | Olivia Jones | 1982-83 |
| 22. | 1,033 | Kim Griffiee | 1978-81 |
| 23. | 1,024 | Kylan Loney | 2002-05 |
| 24. | 1,020 | Amanda Levens | 2001-02 |
| 25. | 1,001 | Katie Hempen | 2013-16 |

#3 • Tyi Skinner • G • 5-5 • Sr. • Washington, D.C.

- Was announced on October 4, 2023 that Tyi Skinner will miss the 2023-24 season due to a knee injury.
- Made an immediate impact in her first season as a Sun Devil, earning All Pac-12 recognition from media that cover the league and Pac-12 HM honors from the league's coaches for a season in which she started all 28 games and averaged the most points per game (19.2) in a season since 1988-89.
- Scored in double figures in 25/28 games, including 15x w/20 or more points & finished 2nd in the Pac-12/27th in the nation in ppg.

#4 • Trayanna Crisp • G • 5-8 • So. • Goodyear, Ariz.

- Has played in 55 career games (31 starts).
- Has played in every game this season (24 starts) and has scored in double figures in all but 7 games. In two of those games – vs. Utah (Jan. 5) and at WSU (Jan. 19) – didn't return after getting injured in 1st Q.
- Tied for team lead in 3FGs per game (1.3), is 2nd in scoring (11.6 ppg), assists (2.2 apg), steals (1.4 spg) and is 3rd in minutes per game (33:41 mpg) and FT pct. (75.9).
- In last 9 games, has played 326:39 of possible 370 minutes, including career-high 50 mins in 2OT win over Washington (Feb. 16).
- Led team in scoring (18.5 ppg) and steals (2.0 spg) and played all 90 mins (includes double-OT game), in ASU's contests vs. UW (Feb. 16) and vs. WSU (Feb. 18).
- In 5 games prior to contest at UCLA (Feb. 11), played all 200 mins (led team), 15.4 ppg, 1.4 spg (led team), 3.6 rpg (2nd on team).
- Averaged 19.5 ppg and connected on 47 pct of shots in ASU's 2 wins over UW. Scored 16 points in first meeting in Seattle (Jan. 21) and posted career-highs in scoring (23 points) and rebounds (7) in

SUN DEVIL

W O M E N ' S B A S K E T B A L L

2023-24 SUN DEVIL WBB GAME NOTES

double-OT win in Tempe (Feb. 16).

- Accounted for 17 points and team-high 5 assists at USC (Feb. 9).
- Scored 11 of 16 points in 2nd half of ASU's win at UW (Jan. 21).
- Five games prior to contest vs. Utah (Jan. 5): Averaged 13.6 ppg (2nd on team) and tied for team lead in steals (2.2 spg).
- Scored 17 points 2x in ASU's first 7 games and surpassed that in 10th game with 18 vs. Grand Canyon (Dec. 8).
- Averaged 14.3 ppg in earlier 4-game stretch (included pair of 17-point efforts vs. Idaho State and vs. South Florida). Also had career-high 6 assists (0 TOs) vs. Idaho State.

#10 • Marina Radocaj • G/F • 6-2 • Fr. • Richmond, British Columbia

- Earned spots on Canada's U16 and U17 teams.
- Member of the 2021 U16 Canadian Team that placed second at FIBA Americas. Radocaj averaged 9.2 points and 5.0 rebounds per game in the six games she played (all starts).
- Played in 5 games at 2022 FIBA U17 Women's Basketball World Cup.
- Has played in 6 games for ASU this season.. Hit one of ASU's nine 3-pointers in season-opening win over UTSA (Nov. 6).

#11 • Maggie Besselink • G/F • 6-3 • Sr. • Kingston, Ontario

- After missing the 2022-23 season due to injury, made her return to the floor in 2023-24.
- Played in 12 games in 2023-24 before suffering season-ending injury at Washington State (Jan. 19).
- Played and started in first 11 games. At the time of injury, was 2nd on the team in rebounds per game (4.6 rpg) and 4th in O-rebounds per game (1.3 rpg).
- Missed six games due to injury (starting with contest vs. Fresno State on Dec. 20)... Returned to action at Washington State (Jan. 19) and was limited to 7 minutes before leaving the game due to injury.
- Besselink, who had not played in a game since Feb. 6, 2022, was not only in the starting lineup in the season opener, but also played a major role in igniting ASU's offense after hitting back-to-back triples in the first quarter vs. UTSA (Nov. 6).
- Scored 11 points and grabbed a game-high 10 rebounds to post her second career double-double at Grambling State (Nov. 16).
- Added 10 points and career-high 3 steals vs. Idaho State (Nov. 19).

#12 • Treasure Hunt • G • 6-2 • Sr. • Chattanooga, Tenn.

- In her first season as a Sun Devil, played & started in 27 games and averaged 34.1 minutes, 11.3 points and 6.1 rebounds. Also made 28 3-pointers and had 22 blocks and 25 steals. Had career-high 24 points vs. Arizona on Jan. 22, 2023, and had career-best 15 rebounds at New Mexico on Nov. 20, 2022.
- Including 2 seasons at Kentucky, started 60 of 83 career games.
- Was announced on Jan. 12 she would not be playing due to personal reasons. Last played vs. Fresno State (Dec. 20). Return is TBD.
- Played in 11 of first 12 games (3 starts) and was averaging 6.9 ppg a the time it was announced she would not be playing.
- Was named to Reef Division All-Tournament Team of the Paradise Jam (Nov. 23-25) after averaging 14.7 ppg while shooting 56 percent (19-34 FGs), including 50 percent (5-10) from long distance, in ASU's 3 contests... Posted season highs in points (19) and rebounds (8) in win over High Point.

#13 • Sandra Magolico • F • 6-2 • Jr. • Maputo, Mozambique

- Transferred to ASU after playing two seasons at New Mexico CC.
- Has played in all but 6 games (vs. Santa Clara/at WSU/vs. Cal/vs. WSU/at Cal) this season (3 starts). Earned starting spot during ASU's

time competing at the Paradise Jam: vs. South Florida on Nov. 24 (scored 8 points, led ASU with 7 boards and tied for team lead with 3 steals) and vs. High Point on Nov. 25 (4 points and 5 rebounds).

- In 2019, competed for the Mozambique national team, playing in nine games and averaged 11.0 minutes per game.
- Started 28/30 games in 2022-23, leading New Mexico JC to a 26-6 record and a Round of 16 finish in the NJCAA WBB Championship.

#21 • Hanna Miller • F • 6-2 • So. • Aberdeen, S.D.

- The sister of freshman Sun Devil Mallory Miller, transferred to ASU from Dodge City CC (Dodge City, Kan.) where she played in 23 games (3 starts) and averaged 11.3 minutes per game.
- As a senior in HS, teamed with Mallory to lead Aberdeen Christian to a 21-5 record and a berth in the Class B girls basketball tournament.
- Has played in 3 games and accounted for first points of career (4/1-1 3FG/1-2 FTs) in win vs. Idaho State (Nov. 19).

#22 • Journey Thompson • F • 6-3 • So. • McMurray, Pa.

- Played in 13 games (3 starts) as a freshman before having season prematurely come to an end due to injury.
- Has played in every game this season (23 starts/started last 19 games) and leads the team in rebounds (4.8 rpg), offensive rebounds (2.1 rpg) and blocks (0.6 bpg) and is 4th in steals (0.9 spg).
- Has led/tied for team lead in rebs 10x and scored in double figures 8x this season.
- Has pulled down 7 or more rebounds 9x and has had multiple steals 7x.
- Averaged 8.5 rpg on road trip at USC (Feb. 9), at UCLA (Feb. 11).
- Pulled down career-high 13 rebounds vs. Stanford (Jan. 26) and followed that with 40-minute effort vs. Cal (Jan. 28) in which she scored 13 points (6-12 FGs) to go with 8 boards and 3 assists.
- Connected on half her shots (6-12 FGs) and scored 12 points vs. Oregon (Jan. 12) and followed that with career-high 16 points and 5 rebounds at Oregon State (Jan. 14).
- Scored 13 points and grabbed 12 rebounds for ASU's first double-double of the season in win vs. Montana State (Nov. 10).
- Scored 12 points in her first start of the season vs. San Francisco (Nov. 13) and had another 12-point outing vs. Idaho State (Nov. 19).
- Produced high-quality game in Paradise Jam finale vs. High Point on Nov. 25: 11 points (5-6 FGs) and 8 rebounds and scored 6 points to go with 8 rebounds, 2 blocks and 2 steals vs. Pacific (Dec. 1).

#23 • Jalyn Brown • G • 6-1 • So. • Baltimore, Md.

- Transferred to ASU in from Louisville is 2023.
- As the season has progressed, Brown has evolved into one of the top performers in the Pac-12. In league games, Brown is currently 3rd in the Pac-12 in scoring (20.3 ppg) & 6th in scoring in all games (17.5 ppg).
- Has scored in double figures 22 times, including 20 times in the last 21 games and the last 14 games in succession. During that 14-game stretch, she is leading the team in scoring (20.4 ppg), 3FGs per game (1.6) and free throws made (65), attempted (81) and FT percentage (80.2), is 2nd in 3FG pct. (34.9) and minutes (37.9 mpg) and assists (2.0 apg).
- Has played all 40 minutes in 9 of ASU's Pac-12 games.
- In contest vs. No. 5 Colorado on Jan. 7, scored 35 points, most by a Sun Devil in the 21st century and the second-highest total by a player this season in a Pac-12 game (as of Jan. 20).
- Posted her 2nd 30-point game, scoring 34 points (11-20 FGs, 4-5 3FGs, 8-8 FTs) in ASU's first Pac-12 win at Washington (Jan. 21).

SUN DEVIL

W O M E N ' S B A S K E T B A L L

2023-24 SUN DEVIL WBB GAME NOTES

- Had tremendous Sun Devil debut: Scored 16 points and grabbed 4 rebounds in ASU's season-opening win vs. UTSA (Nov. 6). Followed that with an 11-point outing vs. Montana State (Nov. 10).
- Missed games vs. San Francisco (Nov. 13) & at Grambling State (Nov. 16) before returning in reserve role vs. Idaho State (Nov. 19).
- Was named to Reef Division All-Tournament Team of the Paradise Jam (Nov. 23-25) after averaging a team-high 17.0 ppg while hitting 54 percent of her shots (13-24) in ASU's two wins. Against South Florida (Nov. 24), scored 10 of 14 points & hit both of her 3-pointers during a game-changing 3rd quarter in which ASU outscored the Bulls 24-6... Added a game-high 20 points in ASU's win over High Point (Nov. 25).
- Scored 11 of 20 points in 1st quarter vs. Pacific (Dec. 1) and was named to Briann January Classic All-Tournament Team.
- Scored 16 points vs. Grand Canyon (Dec. 8) and followed that with 19 points and career-high 8 rebounds vs. Arizona (Dec. 17), career high-tying 20 points vs. Fresno State (Dec. 20) and career-high 4 steals vs. Santa Clara (Dec. 30).
- Scored 21 points (6-12 FGs, 3-3 3FGs, 6-6 FTs) and played all 40 minutes in win over Cal (Jan. 28).
- Averaged 24.5 points in contests at USC (24 points/Feb. 9) and at UCLA (25 points/Feb. 11)

#24 • Mallory Miller • F • 6-4 • Fr. • Aberdeen, S.D.

- The sister of ASU guard Hanna Miller, Mallory was named a KELOLAND Media Group All-Star Girls Basketball Player of the Year finalist and nominated Miss Basketball 2023 for the state of South Dakota after averaging 18.5 points, 9.5 rebounds and 2.7 assists.
- Led Wolsey-Wessington to a 22-3 record an appearance in the state semifinals (its first appearance in the state tournament) and the state's top seed in 2023.
- As a junior, teamed with sister Hanna to help Aberdeen Christian to a 21-5 record & a berth in the Class B girls basketball tournament.
- Has played in 23 contests and is averaging 13.2 minutes per game.
- In ASU's last 4 games, Miller has averaged 7.8 ppg (3rd on the team), 6.0 rpg (leads team) and 1.5 bpg (leads team). She scored 7 points and grabbed a career-high 10 rebounds in 2OT win over UW (Feb. 16). She played a big role in getting the game to OT as she hit a jumper to get ASU within two and then stepped up again by hitting a pair of free throws with 15 seconds remaining to send the game to overtime.
- Miller notched her second double-figure scoring game at Cal (11 points). She scored a career-high 15 points at WSU (Jan. 19).
- Tied for team lead in rebs (7) vs. Idaho State (Nov. 19).
- Scored career-high 15 points, pulled down 8 rebounds and played 30 minutes at WSU (Jan. 21).

#25 • Adison Novosel • G • 5-11 • Jr. • Richfield, Ohio

- Has played in 18 games (8.9 mins per game) for ASU this season.
- All six of her 3-pointers came in 5-game stretch.
- Logged a season-high 30 minutes and knocked down season-high 3 triples vs. No. 15 Utah (Jan. 5).
- Transferred to ASU in 2023 after playing first two seasons at Saint Francis University where she appeared in 35 contests (25 starts).
- After appearing in seven games off the bench as a freshman, started 25 of 28 games in 2022-23.
- As a sophomore, led Saint Francis with 29 triples and posted career highs in points (12) and 3-pointers (4) vs. Central Connecticut State (Jan. 28).

#30 • Morasha Wiggins • G • 6-0 • Jr. • Kalamazoo, Mich.

- Transferred to ASU after playing her freshman season (2021-22) at North Carolina.
- Ranked 18th in the ESPNW Class of 2021 rankings, Wiggins was expected to be an impact player for ASU before suffering a preseason injury that forced her to miss the entire 2022-23 campaign. At the time of her 2023-24 injury, was averaging 12.6 minutes per game and was shooting 50 percent from the floor (6-12 FGs).
- Played in 6 games in 2023-24 before prematurely having her season end due to knee injury.
- Played 23 minutes and scored 8 points and hit all 4 FTs in her Sun Devil debut vs. San Francisco (Nov. 13).

#44 • Isadora Sousa • G • 6-0 • Grad. • Sao Paulo, Brazil

- Has played in 46 games (22 starts) in her 3 seasons with ASU.
- Has worked hard to come back from injury each of her three seasons and has proven to be an effective performer when on the floor.
- Has started 14 of 15 games she has played this season and has connected on 50 percent of 3FGs (14-28).
- Came up big in ASU's 2OT win over UW (Feb. 16), scoring 14 of her career high 16 points in the 2nd half (6 points) and OT (8 points).
- Scored all 12 points of her points via the long ball (4-4 3FGs) in ASU's win over Cal (Jan. 28).
- Scored 10 points and had career-high steals (3) vs. No. 5 Colorado (Jan. 7).
- In 2022-23, had the second-highest field goal percentage on the team, shooting 44.8%.
- Missed first 10 games due to injury before playing vs. Arizona (Dec. 17). Did not play vs. Fresno State (Dec. 20) but started ASU's game vs. Santa Clara (Dec. 30) and scored 7 points and had 3 rebounds in 19 minutes.

RECAPPING THE 2022-23 SEASON

Despite a spate of unlucky injuries to key personnel, the Sun Devils had several noteworthy accomplishments during Adair's inaugural season in Tempe. The accomplishments included...

- Starting 5-0 for the first time since 2002-03.
- Finishing the season No. 2 in the Pac-12 and 10th in the nation in fewest turnovers per game (12.3). Only ASU's 2017-18 squad averaged fewer turnovers per game (11.7) in a season.
- Even with all its injuries, ASU nearly pulled off three Top 25 upsets in the season's final five games: vs. No. 21 Colorado (62-70), vs. No. 4 Utah (69-74) and vs. No. 19 UCLA (70-81-OT) in the first round of the Pac-12 Tournament. After trailing the Bruins by as many as 19 points in the third quarter, the Sun Devils staged a furious rally to take a two-point lead in regulation before falling in overtime. The win would have been ASU's biggest comeback in school history.
- In their 75-73 win at Oregon State, the Sun Devils overcame their second-largest deficit in school history (17 points). The victory was also No. 175 of Adair's career.
- Individually, Sun Devil guards Jaddan Simmons (Pac-12 All-Defense honorable mention) and Tyi Skinner (All-Pac-12 honorable mention) comprised one of the most talented backcourts in the country. Both players earned Pac-12 honors as voted on by the league's head coaches. Skinner, who finished second in the Pac-12 and 27th in the nation in scoring (19.2 ppg), was also named to the media's 15-member All-Pac-12 team.

SUN DEVIL

W O M E N ' S B A S K E T B A L L

HEAD COACH NATASHA ADAIR



- On March 27, 2022, Natasha Adair was introduced as the new head coach of Sun Devil Women's Basketball.
- Adair, who brought 10 seasons of head coaching experience to ASU, came to Tempe after five seasons at Delaware where she compiled a 95-58 record, including a 48-13 record in her final two seasons.
- In 2021-22, Adair's final season at Delaware, the Blue Hens captured the program's third Colonial Athletic Association tournament title and earned their first trip to the NCAA Tournament in nearly a decade.
- In 2021, Adair was named the CAA's Coach of the Year for a season in which she guided Delaware to its first regular season conference championship since 2013.
- Prior to her five seasons at Delaware, Adair also had successful head coaching stints at College of Charleston (two seasons) and Georgetown (three seasons).
- Despite a spate of unlucky injuries to key personnel, the Sun Devils had several noteworthy accomplishments during Adair's inaugural season in Tempe, including: Starting 5-0 for the first time since 2002-03; Finishing the season No. 2 in the Pac-12 and 10th in the nation in fewest turnovers per game (12.3/only ASU's 2017-18 squad averaged fewer turnovers per game (11.7) in a season; Even with all its injuries, ASU nearly pulled off three Top 25 upsets in the season's final five games: vs. No. 21 Colorado (62-70), vs. No. 4 Utah (69-74) and vs. No. 19 UCLA (70-81-OT) in the first round of the Pac-12 Tournament; After trailing the Bruins by as many as 19 points in the third quarter, the Sun Devils staged a furious rally to take a two-point lead in

regulation before falling in overtime. The win would have been ASU's biggest comeback in school history; In their 75-73 win at Oregon State, the Sun Devils overcame their second-largest deficit in school history (17 points). The victory was also No. 175 of Adair's career; Individually, Sun Devil guards Jaddan Simmons (Pac-12 All-Defense honorable mention) and Tyi Skinner (All-Pac-12 honorable mention) comprised one of the most talented backcourts in the country; Both players earned Pac-12 honors as voted on by the league's head coaches. Skinner, who finished second in the Pac-12 and 27th in the nation in scoring (19.2 ppg), was also named to the media's 15-member All-Pac-12 team.

- In addition to the 2021-22 team (NCAA Tournament), Adair's leadership while at Delaware was instrumental in the 2017-18 (WNIT) and 2020-21 (WNIT) squads earning postseason appearances. Playing a big role in Delaware's success in Adair's final two seasons as head coach was the Blue Hens' resiliency on the offensive glass as they finished among the top three teams in the nation in offensive rebounding in 2020-21 and 2021-22.

- Under Adair's tutelage, three Delaware student-athletes earned Player of the Year honors, two were named Rookie of the Year and multiple players collected All-Conference honors.

- In recent years, Adair has taken on an increasingly prominent role within USA Basketball. In 2017, she was appointed as the U19 Women's World Cup Team Trials Court Coach. In 2018, Adair was a speaker at USA Basketball's Las Vegas Coach Academy. In 2018 and 2019, Adair earned gold medals while serving as an assistant coach for the USA teams that won the 2018 FIBA Americas U18 Championship and the 2019 FIBA U19 World Cup.

- Adair joined the Blue Hens from Georgetown University, where she turned a four-win Hoyas program into a postseason contender in three seasons as head coach. Behind Adair's leadership, Georgetown finished the 2016-17 campaign with 17 wins, the most wins for the Hoyas since 2011-12 and garnered the team's second straight trip to the Postseason WNIT.

- In only her second season at Georgetown, Adair helped the Hoyas experience a 180-degree turnaround as they finished 16-14 – the third-best NCAA DI turnaround in 2015-16 – and made the program's first postseason appearance since 2012.

- While at Georgetown, Adair coached a Big EAST Rookie of the Year, two players who were named to the league's All-Rookie team and pair of All-Conference standouts.

- Adair's first head coaching job was at College of Charleston, where (35-31 overall in two seasons). She was the first coach to lead the program to consecutive postseason appearances.



SUN DEVIL

W O M E N ' S B A S K E T B A L L

HEAD COACH NATASHA ADAIR

- In 2013-14, Adair's second season and the Cougars' first in the Colonial Athletic Association, Adair guided College of Charleston to a record of 19-15, marking the third-highest win total in the school's Division I era. Additionally, the squad finished third in conference play, defeated five postseason teams from the previous year and advanced to the semifinals of both the CAA Championship and the Women's Basketball invitational.

- In her first season at College of Charleston, Adair led the Cougars to 16 wins and a WBI postseason bid. Her first squad broke 22 school records along the way.

- While leading the College of Charleston, Adair coached two all-conference players and an all-rookie team performer who would go on to be named a three-time CAA Defensive Player of the Year.

- Adair previously spent 14 seasons in the assistant coaching ranks, with eight years (2004-12) at Wake Forest University and six seasons (1998-04) at Georgetown University. Her coaching career has seen her develop and mentor five WNBA draft picks and several players who went on to play professionally overseas.

- A founding member of the Black Coaches United, Adair has been recognized by the organization, as well as Advancement of Blacks in Sports (ABIS), as one of the top women's basketball coaches in the country. Adair prides herself on being known as a game-changer as it

relates to social justice and creating a safe space for athletes to find and use their voice; where she was a guest on ESPNW's "Around the Rim" with LaChina Robinson and Delaware's UD Winning Women in Athletics: Trailblazers and Changemakers Webinar Series.

- Adair played collegiately at Pensacola Junior College (1990- 92) before playing and graduating from the University of South Florida with a degree in communications in 1994.

- Coach Adair has two children, a son Aaron M. Adair (26), graduated magna cum laude from Johnson C. Smith University. A four-year member of the university's President's Council for his academic achievement, he also earned four letters playing for the men's basketball team. Daughter Allyssa M. Adair (18) is a freshman at Texas State University and a middle blocker on the volleyball team.



NATASHA ADAIR'S CAREER COACHING RECORD

| Year | School | Overall Record | Conf. Record | Notes |
|--|-----------------------|----------------|----------------|--|
| 2023-24 | Arizona State | 11-16 | 3-12 | |
| 2022-23 | Arizona State | 8-20 | 1-17 | Led ASU to first 5-0 start since 2002-03 |
| ASU (2 seasons) | | 19-36 | 4-29 | |
| 2021-22 | Delaware | 24-8 | 15-3 | Earned program's third CAA title and its first NCAA Tournament berth since 2013 |
| 2020-21 | Delaware | 24-5 | 16-2 | Named CAA Coach of the Year, guided squad to regular-season CAA title & WNIT semifinals |
| 2019-20 | Delaware | 12-17 | 8-10 | Season ended early by Covid-19 |
| 2018-19 | Delaware | 16-15 | 11-7 | Reached 11 CAA wins in back-to-back seasons for the first time since 2013 |
| 2017-18 | Delaware | 19-13 | 11-7 | Guided team to second-most wins (19) and first postseason appearance since 2013-14 |
| Delaware Totals (5 seasons) | | 95-58 | 61-29 | |
| 2016-17 | Georgetown | 17-13 | 9-9 | Most wins since 2012 and second straight trip to the Postseason WNIT |
| 2015-16 | Georgetown | 16-14 | 9-9 | Program's first postseason appearance since 2011-12; third best turnaround in the nation |
| 2014-15 | Georgetown | 4-27 | 2-16 | Previously served as an assistant coach for six seasons (1998-2004) |
| Georgetown (3 seasons) | | 37-54 | 20-34 | |
| 2013-14 | College of Charleston | 19-15 | 9-7 | Third-highest win total in the school's Division I era & first season in the CAA |
| 2012-13 | College of Charleston | 16-16 | 11-9 | Third most wins in prior 23 years along with postseason WNIT invite |
| College of Charleston (2 seasons) | | 35-31 | 20-16 | |
| Career Totals (12 seasons) | | 186-179 | 105-108 | |

2023-24 SUN DEVIL WBB ROSTER

| No. | Name | Pos. | Ht. | Yr. | Hometown / High School / Last School |
|-----|------------------|------|------|-------|--|
| 1 | Kadidia Toure | F | 6-3 | So. | Silver Spring, Md. / Our Lady of Good Counsel / James Madison |
| 2 | Jaddan Simmons | G | 5-9 | Sr. | Houston, Texas / Southwest (Wisc.) |
| ^3 | Tyi Skinner | G | 5-5 | Sr. | Washington, D.C. / TPLS Christian Academy / Delaware |
| 4 | Trayanna Crisp | G | 5-8 | So. | Goodyear, Ariz. / Millennium |
| 10 | Marina Radocaj | G/F | 6-2 | Fr. | Richmond, British Columbia / R.A. McMath Secondary School |
| ~11 | Maggie Besselink | G/F | 6-3 | Sr. | Kingston, Ontario / Holy Cross Secondary School |
| 12 | Treasure Hunt | G | 6-2 | Sr. | Chattanooga, Tenn. / Hamilton Heights Christian Academy / Kentucky |
| 13 | Sandra Magolico | F | 6-2 | Jr. | Maputo, Mozambique / Escola Secundaria da Polana / New Mexico JC |
| 21 | Hanna Miller | F | 6-2 | So. | Aberdeen, S.D. / Aberdeen Christian / Dodge City CC |
| 22 | Journey Thompson | F | 6-3 | So. | McMurray, Pa. / Peters Township |
| 23 | Jalyn Brown | G | 6-1 | So. | Baltimore, Md. / St. Frances Academy / Louisville |
| 24 | Mallory Miller | F | 6-4 | Fr. | Aberdeen, S.D. / Wolsey-Wessington |
| 25 | Adison Novosel | G | 5-11 | Jr. | Richfield, Ohio / Revere / Saint Francis University |
| *30 | Morasha Wiggins | G | 6-0 | Jr. | Kalamazoo, Mich. / Kalamazoo / North Carolina |
| 44 | Isadora Sousa | G | 6-0 | Grad. | Sao Paulo, Brazil / Colegio A-Escopo / Chipola College |

^ - Will not play in 2023-24 due to injury (announced October 4, 2023)

* - Is out for remainder of 2023-24 season due to injury (announced January 12, 2024)

~ - Is out for remainder of 2023-24 season due to injury (announced January 24, 2024)

Head Coach: Natasha Adair (2nd season)

Associate Head Coach: Darrell Mosley (2nd season)

Assistant Coach/Recruiting Coordinator: Mykala Walker (2nd season)

Assistant Coach: Camille Collier (2nd season)

Special Assistant to the Head Coach: Yvonne Sanchez (1st season)

Director of Operations: Carter Caplan (2nd season)

Assistant Director of Operations: Lizzie Oleary (2nd season)

Pronunciation Guide

Natasha Adair – A-dare

Maggie Besselink – Bessel-ink

Jalyn Brown – Jay-lynn

Trayanna Crisp – Tray-on-nah

Sandra Magolico – Sahn-dra Mag-oh-leek-oh

Adison Novosel – No-vuh-sell

Marina Radocaj – Maude-E-nuh Rahd-oh-chai

Jaddan Simmons – Jade-en

Tyi Skinner – Tie

Isadora Sousa – So-za

Kadidia Toure – kuh-DEE-shuh TORE-ay

Morasha Wiggins – more-AH-shuh

SUN DEVIL

W O M E N ' S B A S K E T B A L L

2023-24 RADIO/TV ROSTER



1 **KADIDIA TOURE**
Sophomore | Forward | 6-3
Silver Spring, Md | Our Lady of Good
Counsel | James Madison



2 **JADDAN SIMMONS**
Senior | Guard | 5-9
Houston, Texas | Southwest (Wisc.)



3 **TVI SKINNER**
Senior | Guard | 5-5
Washington, D.C. | TPLS Christian
Academy | Delaware



4 **TRAYANNA CRISP**
Sophomore | Guard | 5-8
Goodyear, Ariz. | Millennium



10 **MARINA RADOCAJ**
Freshman | Guard/Forward | 6-2
Richmond, British Columbia
R.A. McMath Secondary School



11 **MAGGIE BESSELINK**
Senior | Guard/Forward | 6-3
Kingston, Ontario | Holy Cross
Secondary School



12 **TREASURE HUNT**
Senior | Guard | 6-2
Chattanooga, Tenn. | Hamilton Heights
Christian Academy | Kentucky



13 **SANDRA MAGOLICO**
Junior | Forward | 6-2
Maputo, Mozambique / Escola Secundaria
da Polana / New Mexico JC



21 **HANNA MILLER**
Sophomore | Forward | 6-2
Aberdeen, S.D. | Aberdeen
Christian / Dodge City CC




22 **JOURNEY THOMPSON**
Sophomore | Forward | 6-3
McMurray, Pa. | Peters Township



23 **JALYN BROWN**
Sophomore | Guard | 6-1
Baltimore, Md. | St. Frances
Academy | Louisville



24 **MALLORY MILLER**
Freshman | Forward | 6-4
Aberdeen, S.D.
Wolsey-Wessington




25 **ADISON NOVOSEL**
Junior | Guard | 5-11
Richfield, Ohio | Revere
Saint Francis University



30 **MORASHA WIGGINS**
Sophomore | Junior | 6-0
Kalamazoo, Mich. | Kalamazoo
North Carolina



44 **ISADORA SOUSA**
Grad | Guard | 6-0
Sao Paulo, Brazil | Colegio A-Escopo
Chipola College



NATASHA ADAIR

Head Coach
Second Season



DARRELL MOSLEY

Associate Head Coach
Second Season



MYKALA WALKER

Asst. Coach/Recruiting Coordinator
Second Season




CAMILLE COLLIER

Assistant Coach
Second Season



YVONNE SANCHEZ

Special Assistant to the Head Coach
First Season



CARTER CAPLAN

Director of Operations
Second Season



LIZZIE OLEARY

Assistant Director of Operations
Second Season



2023-24 Arizona St. Women's Basketball
Season Schedule/Results & Leaders
All games

Page 1/2
as of Feb 24, 2024

Game Records

| Record | Overall | Home | Away | Neutral |
|----------------|---------|------|------|---------|
| ALL GAMES | 11-16 | 7-7 | 1-8 | 3-1 |
| CONFERENCE | 3-12 | 2-5 | 1-7 | 0-0 |
| NON-CONFERENCE | 8-4 | 5-2 | 0-1 | 3-1 |

Team Results

| Date | Opponent | | Score | Att. | High Points | High Rebounds |
|------------|------------------------|------|-------|------|---|---|
| 11/06/2023 | UTSA | W | 70-55 | 821 | (17) SIMMONS, Jaddan | (5) BESSELINK, Maggie |
| 11/10/2023 | Montana St. | W | 75-62 | 1521 | (17) SIMMONS, Jaddan (17) TOURE, Kadidia | (12) THOMPSON, Journey |
| 11/13/2023 | San Francisco | W | 77-69 | 1397 | (22) TOURE, Kadidia | (14) TOURE, Kadidia |
| 11/16/2023 | at Grambling | L | 67-70 | 521 | (18) SIMMONS, Jaddan (18) TOURE, Kadidia | (10) BESSELINK, Maggie |
| 11/19/2023 | Idaho St. | W | 72-40 | 1776 | (17) CRISP, Trayanna | (7) BESSELINK, Maggie (7) MILLER, Mallory |
| 11/23/2023 | vs Texas | L | 42-84 | 1224 | (11) HUNT, Treasure (11) CRISP, Trayanna | (5) BESSELINK, Maggie |
| 11/24/2023 | vs South Fla. | W | 66-49 | 1824 | (17) CRISP, Trayanna | (7) MAGOLICO, Sandra |
| 11/25/2023 | vs High Point | W | 77-69 | 2424 | (20) BROWN, Jalyn | (8) HUNT, Treasure (8) THOMPSON, Journey |
| 12/01/2023 | Pacific | W | 76-66 | 1808 | (26) SIMMONS, Jaddan | (8) THOMPSON, Journey |
| 12/08/2023 | Grand Canyon | L | 59-66 | 2104 | (20) SIMMONS, Jaddan | (8) TOURE, Kadidia |
| 12/17/2023 | Arizona | L | 52-91 | 3907 | (19) BROWN, Jalyn | (8) BROWN, Jalyn |
| 12/20/2023 | vs Fresno St. | W | 80-76 | 1875 | (22) TOURE, Kadidia | (9) TOURE, Kadidia |
| 12/30/2023 | Santa Clara | L | 55-65 | 1586 | (12) CRISP, Trayanna | (7) SIMMONS, Jaddan (7) THOMPSON, Journey |
| 01/05/2024 | Utah | L | 41-58 | 1871 | (21) BROWN, Jalyn | (7) SIMMONS, Jaddan (7) THOMPSON, Journey |
| 01/07/2024 | Colorado | L | 68-81 | 1362 | (35) BROWN, Jalyn | (5) SIMMONS, Jaddan (5) SOUSA, Isadora (5) BROWN, Jalyn (5) MAGOLICO, Sandra |
| 01/12/2024 | at Oregon | L | 53-65 | 6086 | (12) THOMPSON, Journey | (6) SIMMONS, Jaddan |
| 01/14/2024 | at Oregon St. | L | 55-92 | 0 | (20) BROWN, Jalyn | (5) THOMPSON, Journey |
| 01/19/2024 | at Washington St. | L | 64-79 | 1042 | (21) BROWN, Jalyn | (8) MILLER, Mallory |
| 01/21/2024 | at Washington | W | 73-65 | 2614 | (34) BROWN, Jalyn | (6) SIMMONS, Jaddan |
| 01/26/2024 | Stanford | L | 50-80 | 2578 | (17) BROWN, Jalyn | (13) THOMPSON, Journey |
| 01/28/2024 | California | W | 76-71 | 1650 | (21) BROWN, Jalyn | (8) THOMPSON, Journey |
| 02/04/2024 | at Arizona | L | 52-63 | 8210 | (15) CRISP, Trayanna | (7) SOUSA, Isadora |
| 02/09/2024 | at Southern California | L | 63-81 | 3128 | (24) BROWN, Jalyn | (8) THOMPSON, Journey |
| 02/11/2024 | at UCLA | L | 45-78 | 3182 | (25) BROWN, Jalyn | (9) THOMPSON, Journey |
| 02/16/2024 | Washington | Wot2 | 73-66 | 1937 | (23) CRISP, Trayanna | (10) MILLER, Mallory |
| 02/18/2024 | Washington St. | L | 46-73 | 2021 | (14) CRISP, Trayanna | (7) BROWN, Jalyn (7) MILLER, Mallory |
| 02/23/2024 | at California | L | 55-67 | 1872 | (18) BROWN, Jalyn | (8) TOURE, Kadidia |



2023-24 Arizona St. Women's Basketball Combined Team Statistics All games

Page 1/1
as of Feb 24, 2024

Game Records

| Record | Overall | Home | Away | Neutral |
|----------------|---------|------|------|---------|
| ALL GAMES | 11-16 | 7-7 | 1-8 | 3-1 |
| CONFERENCE | 3-12 | 2-5 | 1-7 | 0-0 |
| NON-CONFERENCE | 8-4 | 5-2 | 0-1 | 3-1 |

Score by Periods

| Team | 1st | 2nd | 3rd | 4th | OT | TOT |
|-------------|-----|-----|-----|-----|----|------|
| Arizona St. | 413 | 385 | 427 | 434 | 23 | 1682 |
| Opponents | 467 | 433 | 469 | 496 | 16 | 1881 |

Team Box Score

| No. | Player | | | | Total | | 3-Point | | F-Throw | | Rebounds | | | | | | | | | | | |
|-----------|-------------------|-------|---------|------|----------|-------|----------|-------|---------|------|----------|-----|------|------|-----|----|-----|-----|-----|-----|------|------|
| | | GP-GS | MIN | AVG | FG-FGA | FG% | 3FG-3FGA | 3FG% | FT-FTA | FT% | OFF | DEF | TOT | AVG | PF | DQ | A | TO | BLK | STL | PTS | AVG |
| 23 | BROWN, Jalyne | 25-23 | 880:53 | 35.2 | 159-396 | .402 | 33-95 | .347 | 86-110 | .782 | 28 | 67 | 95 | 3.8 | 75 | 1 | 39 | 81 | 5 | 24 | 437 | 17.5 |
| 4 | CRISP, Trayanna | 27-24 | 909:16 | 33.7 | 118-290 | .407 | 36-109 | .330 | 41-54 | .759 | 19 | 56 | 75 | 2.8 | 50 | 0 | 59 | 48 | 4 | 38 | 313 | 11.6 |
| 2 | SIMMONS, Jaddan | 27-26 | 1000:48 | 37.1 | 79-223 | .354 | 10-30 | .333 | 102-130 | .785 | 39 | 79 | 118 | 4.4 | 57 | 0 | 91 | 57 | 11 | 48 | 270 | 10.0 |
| 12 | HUNT, Treasure | 11-3 | 223:30 | 20.3 | 30-74 | .405 | 8-28 | .286 | 8-13 | .615 | 8 | 30 | 38 | 3.5 | 24 | 0 | 9 | 19 | 3 | 7 | 76 | 6.9 |
| 1 | TOURE, Kadidia | 27-7 | 506:43 | 18.8 | 69-154 | .448 | 0-5 | .000 | 30-51 | .588 | 45 | 67 | 112 | 4.1 | 61 | 0 | 10 | 25 | 6 | 19 | 168 | 6.2 |
| 22 | THOMPSON, Journey | 27-23 | 585:27 | 21.7 | 63-181 | .348 | 0-1 | .000 | 27-47 | .574 | 55 | 75 | 130 | 4.8 | 81 | 3 | 14 | 39 | 15 | 24 | 153 | 5.7 |
| 44 | SOUZA, Isadora | 16-15 | 362:05 | 22.6 | 32-63 | .508 | 14-28 | .500 | 7-17 | .412 | 12 | 50 | 62 | 3.9 | 36 | 0 | 18 | 15 | 3 | 14 | 85 | 5.3 |
| 11 | BESSELINK, Maggie | 12-11 | 227:15 | 18.9 | 16-49 | .327 | 4-16 | .250 | 10-18 | .556 | 15 | 40 | 55 | 4.6 | 44 | 3 | 9 | 18 | 6 | 7 | 46 | 3.8 |
| 30 | WIGGINS, Morasha | 6-0 | 75:51 | 12.6 | 6-12 | .500 | 0-2 | .000 | 6-9 | .667 | 2 | 6 | 8 | 1.3 | 5 | 0 | 1 | 4 | 1 | 3 | 18 | 3.0 |
| 24 | MILLER, Mallory | 23-0 | 302:32 | 13.2 | 27-109 | .248 | 8-39 | .205 | 6-9 | .667 | 20 | 42 | 62 | 2.7 | 31 | 0 | 5 | 21 | 11 | 3 | 68 | 3.0 |
| 21 | MILLER, Hanna | 3-0 | 03:29 | 1.2 | 1-1 | 1.000 | 1-1 | 1.000 | 1-2 | .500 | 0 | 0 | 0 | 0.0 | 0 | 0 | 0 | 0 | 0 | 0 | 4 | 1.3 |
| 13 | MAGOLICO, Sandra | 21-3 | 191:30 | 9.1 | 10-32 | .313 | 0-1 | .000 | 3-19 | .158 | 11 | 26 | 37 | 1.8 | 15 | 0 | 3 | 10 | 0 | 5 | 23 | 1.1 |
| 25 | NOVOSEL, Adison | 18-0 | 161:01 | 8.9 | 6-28 | .214 | 6-25 | .240 | 0-0 | .000 | 0 | 15 | 15 | 0.8 | 14 | 0 | 4 | 0 | 0 | 4 | 18 | 1.0 |
| 10 | RADOCAJ, Marina | 6-0 | 19:41 | 3.3 | 1-3 | .333 | 1-2 | .500 | 0-0 | .000 | 1 | 3 | 4 | 0.7 | 3 | 0 | 0 | 1 | 0 | 1 | 3 | 0.5 |
| Team | | | | | | | | | | | 62 | 59 | 121 | | | | | 16 | | | | |
| Total | | 27 | 5450 | | 617-1615 | .382 | 121-382 | .317 | 327-479 | .683 | 317 | 615 | 932 | 34.5 | 496 | 7 | 262 | 354 | 65 | 197 | 1682 | 62.3 |
| Opponents | | 27 | 5450 | | 684-1606 | .426 | 173-521 | .332 | 340-480 | .708 | 363 | 736 | 1099 | 40.7 | 425 | 7 | 426 | 411 | 125 | 154 | 1881 | 69.7 |

Team Statistics

| | ASU | OPP |
|------------------------|-----------------|-----------------|
| Scoring | 1682 | 1881 |
| Points per game | 62.3 | 69.7 |
| Scoring margin | -7.4 | - |
| Field goals-att | 617-1615 | 684-1606 |
| Field goal pct | .382 | .426 |
| 3 point fg-att | 121-382 | 173-521 |
| 3-point FG pct | .317 | .332 |
| 3-pt FG made per game | 4.5 | 6.4 |
| Free throws-att | 327-479 | 340-480 |
| Free throw pct | .683 | .708 |
| F-Throws made per game | 12.1 | 12.6 |
| Rebounds | 932 | 1099 |
| Rebounds per game | 34.5 | 40.7 |
| Rebounding margin | -6.2 | - |
| Assists | 262 | 426 |
| Assists per game | 9.7 | 15.8 |
| Turnovers | 354 | 411 |
| Turnovers per game | 13.1 | 15.2 |
| Turnover margin | +2.1 | - |
| Assist/turnover ratio | 0.7 | 1.0 |
| Steals | 197 | 154 |
| Steals per game | 7.3 | 5.7 |
| Blocks | 65 | 125 |
| Blocks per game | 2.4 | 4.6 |
| Winning streak | 0 | - |
| Home win streak | 0 | - |
| Attendance | 26339 | 26655 |
| Home games-Avg/Game | 14-1881 | 9-2962 |
| Neutral site-Avg/Game | - | 4-1837 |

Team Results

| Date | Opponent | | Score | Att. |
|------------|------------------------|------|-------|------|
| 11/06/2023 | UTSA | W | 70-55 | 821 |
| 11/10/2023 | Montana St. | W | 75-62 | 1521 |
| 11/13/2023 | San Francisco | W | 77-69 | 1397 |
| 11/16/2023 | at Grambling | L | 67-70 | 521 |
| 11/19/2023 | Idaho St. | W | 72-40 | 1776 |
| 11/23/2023 | vs Texas | L | 42-84 | 1224 |
| 11/24/2023 | vs South Fla. | W | 66-49 | 1824 |
| 11/25/2023 | vs High Point | W | 77-69 | 2424 |
| 12/01/2023 | Pacific | W | 76-66 | 1808 |
| 12/08/2023 | Grand Canyon | L | 59-66 | 2104 |
| 12/17/2023 | Arizona | L | 52-91 | 3907 |
| 12/20/2023 | vs Fresno St. | W | 80-76 | 1875 |
| 12/30/2023 | Santa Clara | L | 55-65 | 1586 |
| 01/05/2024 | Utah | L | 41-58 | 1871 |
| 01/07/2024 | Colorado | L | 68-81 | 1362 |
| 01/12/2024 | at Oregon | L | 53-65 | 6086 |
| 01/14/2024 | at Oregon St. | L | 55-92 | 0 |
| 01/19/2024 | at Washington St. | L | 64-79 | 1042 |
| 01/21/2024 | at Washington | W | 73-65 | 2614 |
| 01/26/2024 | Stanford | L | 50-80 | 2578 |
| 01/28/2024 | California | W | 76-71 | 1650 |
| 02/04/2024 | at Arizona | L | 52-63 | 8210 |
| 02/09/2024 | at Southern California | L | 63-81 | 3128 |
| 02/11/2024 | at UCLA | L | 45-78 | 3182 |
| 02/16/2024 | Washington | Wot2 | 73-66 | 1937 |
| 02/18/2024 | Washington St. | L | 46-73 | 2021 |
| 02/23/2024 | at California | L | 55-67 | 1872 |



2023-24 Arizona St. Women's Basketball Combined Team Statistics In Conference games

Page 1/1
as of Feb 24, 2024

Game Records

| Record | Overall | Home | Away | Neutral |
|----------------|---------|------|------|---------|
| ALL GAMES | 3-12 | 2-5 | 1-7 | 0-0 |
| CONFERENCE | 3-12 | 2-5 | 1-7 | 0-0 |
| NON-CONFERENCE | 0-0 | 0-0 | 0-0 | 0-0 |

Score by Periods

| Team | 1st | 2nd | 3rd | 4th | OT | TOT |
|-------------|-----|-----|-----|-----|----|------|
| Arizona St. | 191 | 194 | 240 | 218 | 23 | 866 |
| Opponents | 288 | 251 | 288 | 267 | 16 | 1110 |

Team Box Score

| No. | Player | | | | Total | | 3-Point | | F-Throw | | Rebounds | | | | | | | | | | | | | |
|-----------|-------------------|-------|--------|------|---------|------|----------|------|---------|------|----------|-----|-----|------|-----|----|-----|-----|-----|-----|------|------|--|--|
| | | GP-GS | MIN | AVG | FG-FGA | FG% | 3FG-3FGA | 3FG% | FT-FTA | FT% | OFF | DEF | TOT | AVG | PF | DQ | A | TO | BLK | STL | PTS | AVG | | |
| 23 | BROWN, Jalyn | 15-15 | 567:46 | 37.9 | 106-276 | .384 | 23-66 | .348 | 69-85 | .812 | 23 | 39 | 62 | 4.1 | 44 | 0 | 29 | 51 | 3 | 13 | 304 | 20.3 | | |
| 4 | CRISP, Trayanna | 15-15 | 517:07 | 34.5 | 63-166 | .380 | 17-56 | .304 | 21-29 | .724 | 15 | 34 | 49 | 3.3 | 24 | 0 | 22 | 24 | 2 | 16 | 164 | 10.9 | | |
| 2 | SIMMONS, Jaddan | 15-15 | 587:48 | 39.2 | 36-116 | .310 | 3-11 | .273 | 38-50 | .760 | 23 | 43 | 66 | 4.4 | 26 | 0 | 53 | 31 | 6 | 20 | 113 | 7.5 | | |
| 44 | SOUSA, Isadora | 15-14 | 342:41 | 22.8 | 30-57 | .526 | 13-26 | .500 | 5-15 | .333 | 10 | 49 | 59 | 3.9 | 34 | 0 | 17 | 15 | 3 | 14 | 78 | 5.2 | | |
| 22 | THOMPSON, Journey | 15-15 | 344:45 | 23.0 | 33-107 | .308 | 0-0 | .000 | 7-16 | .438 | 26 | 43 | 69 | 4.6 | 46 | 2 | 12 | 22 | 8 | 13 | 73 | 4.9 | | |
| 24 | MILLER, Mallory | 13-0 | 208:49 | 16.1 | 23-80 | .288 | 7-27 | .259 | 5-7 | .714 | 12 | 29 | 41 | 3.2 | 25 | 0 | 3 | 15 | 9 | 2 | 58 | 4.5 | | |
| 12 | HUNT, Treasure | 1-0 | 21:56 | 21.9 | 1-8 | .125 | 0-4 | .000 | 2-4 | .500 | 2 | 3 | 5 | 5.0 | 2 | 0 | 0 | 2 | 1 | 0 | 4 | 4.0 | | |
| 1 | TOURE, Kadidia | 15-0 | 213:36 | 14.2 | 20-58 | .345 | 0-1 | .000 | 12-18 | .667 | 16 | 24 | 40 | 2.7 | 27 | 0 | 2 | 11 | 1 | 5 | 52 | 3.5 | | |
| 25 | NOVOSEL, Adison | 13-0 | 141:12 | 10.9 | 6-25 | .240 | 6-23 | .261 | 0-0 | .000 | 0 | 15 | 15 | 1.2 | 11 | 0 | 3 | 0 | 0 | 4 | 18 | 1.4 | | |
| 13 | MAGOLICO, Sandra | 10-0 | 75:42 | 7.6 | 1-7 | .143 | 0-0 | .000 | 0-6 | .000 | 1 | 11 | 12 | 1.2 | 8 | 0 | 0 | 6 | 0 | 0 | 2 | 0.2 | | |
| 10 | RADOCAJ, Marina | 1-0 | 03:31 | 3.5 | 0-0 | .000 | 0-0 | .000 | 0-0 | .000 | 0 | 0 | 0 | 0.0 | 0 | 0 | 0 | 0 | 0 | 0 | 0 | 0.0 | | |
| 11 | BESSELINK, Maggie | 2-1 | 25:06 | 12.6 | 0-7 | .000 | 0-4 | .000 | 0-0 | .000 | 2 | 1 | 3 | 1.5 | 6 | 0 | 1 | 2 | 0 | 0 | 0 | 0.0 | | |
| Team | | | | | | | | | | | 43 | 38 | 81 | | | | | 10 | | | | | | |
| Total | | 15 | 3050 | | 319-907 | .352 | 69-218 | .317 | 159-230 | .691 | 173 | 329 | 502 | 33.5 | 253 | 2 | 142 | 189 | 33 | 87 | 866 | 57.7 | | |
| Opponents | | 15 | 3050 | | 419-915 | .458 | 103-300 | .343 | 169-247 | .684 | 200 | 437 | 637 | 42.5 | 222 | 2 | 278 | 200 | 95 | 89 | 1110 | 74.0 | | |

Team Statistics

| | ASU | OPP |
|------------------------|--------|--------|
| Scoring | | |
| Points per game | 57.7 | 74.0 |
| Scoring margin | -16.3 | - |
| Field goals-att | | |
| Field goal pct | .352 | .458 |
| 3 point fg-att | | |
| 3-point FG pct | .317 | .343 |
| 3-pt FG made per game | 4.6 | 6.9 |
| Free throws-att | | |
| Free throw pct | .691 | .684 |
| F-Throws made per game | 10.6 | 11.3 |
| Rebounds | | |
| Rebounds per game | 33.5 | 42.5 |
| Rebounding margin | -9.0 | - |
| Assists | | |
| Assists per game | 9.5 | 18.5 |
| Turnovers | | |
| Turnovers per game | 12.6 | 13.3 |
| Turnover margin | +0.7 | - |
| Assist/turnover ratio | 0.8 | 1.4 |
| Steals | | |
| Steals per game | 5.8 | 5.9 |
| Blocks | | |
| Blocks per game | 2.2 | 6.3 |
| Winning streak | | |
| Home win streak | 0 | - |
| Attendance | | |
| Home games-Avg/Game | 7-2189 | 8-3267 |
| Neutral site-Avg/Game | - | 0-0 |

Team Results

| Date | Opponent | | Score | Att. |
|------------|------------------------|------|-------|------|
| 12/17/2023 | Arizona | L | 52-91 | 3907 |
| 01/05/2024 | Utah | L | 41-58 | 1871 |
| 01/07/2024 | Colorado | L | 68-81 | 1362 |
| 01/12/2024 | at Oregon | L | 53-65 | 6086 |
| 01/14/2024 | at Oregon St. | L | 55-92 | 0 |
| 01/19/2024 | at Washington St. | L | 64-79 | 1042 |
| 01/21/2024 | at Washington | W | 73-65 | 2614 |
| 01/26/2024 | Stanford | L | 50-80 | 2578 |
| 01/28/2024 | California | W | 76-71 | 1650 |
| 02/04/2024 | at Arizona | L | 52-63 | 8210 |
| 02/09/2024 | at Southern California | L | 63-81 | 3128 |
| 02/11/2024 | at UCLA | L | 45-78 | 3182 |
| 02/16/2024 | Washington | Wot2 | 73-66 | 1937 |
| 02/18/2024 | Washington St. | L | 46-73 | 2021 |
| 02/23/2024 | at California | L | 55-67 | 1872 |



2023-24 Arizona St. Women's Basketball
Points-rebounds-assists
All games

Page 1/2
as of Feb 24, 2024

| Opponent | Date | Score | | 1 TOURE,KADI | 2 SIMMONS,JA | 4 CRISP,TRAY | 10 RADOCAJ,MA | 11 BESSELINK, | 12 HUNT,TREAS | 13 MAGOLICO,S | 21 MILLER,HAN | 22 THOMPSON,J | 23 BROWN,JALY | 24 MILLER,MAL |
|------------------------|------------|-------|------|-----------------|-----------------|-----------------|------------------|------------------|------------------|------------------|------------------|------------------|------------------|------------------|
| UTSA | 11/06/2023 | 70-55 | W | 2-4-0 | 17-3-4 | 10-3-2 | 3-0-0 | 10-5-0 | 5-3-1 | 2-3-1 | 0-0-0 | 5-4-0 | 16-4-1 | 0-1-1 |
| Montana St. | 11/10/2023 | 75-62 | W | 17-7-0 | 17-7-4 | 8-2-4 | 0-3-0 | 0-3-1 | 9-5-1 | 0-0-0 | DNP | 13-12-0 | 11-3-1 | 0-3-0 |
| San Francisco | 11/13/2023 | 77-69 | W | 22-14-0 | 12-3-4 | 12-2-4 | DNP | 6-6-1 | 3-1-1 | 0-0-1 | DNP | 12-5-0 | DNP | 2-1-0 |
| at Grambling | 11/16/2023 | 67-70 | L | 18-7-2 | 18-3-3 | 10-1-2 | DNP | 11-10-1 | 4-3-3 | 0-0-0 | DNP | 2-3-1 | DNP | DNP |
| Idaho St. | 11/19/2023 | 72-40 | W | 4-4-3 | 8-6-3 | 17-4-6 | 0-0-0 | 10-7-1 | 7-3-0 | 0-0-0 | 4-0-0 | 12-5-0 | 1-1-0 | 5-7-1 |
| vs Texas | 11/23/2023 | 42-84 | L | 4-4-0 | 5-1-1 | 11-2-0 | DNP | 0-5-1 | 11-3-0 | 1-4-0 | DNP | 1-1-0 | 7-4-1 | 0-2-0 |
| vs South Fla. | 11/24/2023 | 66-49 | W | 9-6-1 | 4-3-4 | 17-2-1 | 0-1-0 | 0-6-2 | 14-2-2 | 8-7-0 | 0-0-0 | 0-2-0 | 14-3-0 | 0-0-0 |
| vs High Point | 11/25/2023 | 77-69 | W | 0-2-0 | 9-6-3 | 12-2-4 | DNP | 2-0-0 | 19-8-1 | 4-5-1 | DNP | 11-8-0 | 20-4-1 | DNP |
| Pacific | 12/01/2023 | 76-66 | W | 7-3-0 | 26-7-2 | 8-2-4 | 0-0-0 | 7-6-0 | 0-2-0 | 2-2-0 | DNP | 6-8-0 | 20-3-3 | 0-2-0 |
| Grand Canyon | 12/08/2023 | 59-66 | L | 1-8-1 | 20-3-0 | 18-1-5 | DNP | 0-4-1 | DNP | 0-1-0 | DNP | 4-3-1 | 16-1-2 | 0-1-0 |
| Arizona | 12/17/2023 | 52-91 | L | 4-4-0 | 11-2-0 | 12-4-1 | DNP | 0-2-1 | 4-5-0 | 0-0-0 | DNP | 2-0-0 | 19-8-1 | 0-0-0 |
| vs Fresno St. | 12/20/2023 | 80-76 | W | 22-9-1 | 10-3-8 | 14-0-2 | DNP | DNP | 0-3-0 | 4-3-0 | DNP | 10-3-0 | 20-7-1 | 0-1-0 |
| Santa Clara | 12/30/2023 | 55-65 | L | 10-4-0 | 11-7-2 | 12-5-3 | DNP | DNP | DNP | DNP | DNP | 4-7-0 | 8-3-0 | 3-3-0 |
| Utah | 01/05/2024 | 41-58 | L | 4-5-1 | 2-7-4 | 1-0-0 | DNP | DNP | DNP | 0-0-0 | DNP | 4-7-2 | 21-3-2 | 0-1-0 |
| Colorado | 01/07/2024 | 68-81 | L | 2-1-1 | 9-5-5 | 12-4-1 | DNP | DNP | DNP | 0-5-0 | DNP | 0-3-0 | 35-5-4 | 0-2-0 |
| at Oregon | 01/12/2024 | 53-65 | L | 3-0-0 | 0-6-3 | 11-3-3 | DNP | DNP | DNP | 0-2-0 | DNP | 12-4-1 | 11-4-3 | 2-0-0 |
| at Oregon St. | 01/14/2024 | 55-92 | L | 1-2-0 | 6-4-1 | 7-3-1 | 0-0-0 | DNP | DNP | 0-0-0 | DNP | 16-5-0 | 20-4-0 | 5-3-1 |
| at Washington St. | 01/19/2024 | 64-79 | L | 0-1-0 | 13-7-7 | 0-0-0 | DNP | 0-1-0 | DNP | DNP | DNP | 0-0-0 | 21-5-1 | 15-8-0 |
| at Washington | 01/21/2024 | 73-65 | W | 2-0-0 | 9-6-3 | 16-3-2 | DNP | DNP | DNP | 2-2-0 | DNP | 5-4-0 | 34-1-2 | 2-1-1 |
| Stanford | 01/26/2024 | 50-80 | L | 3-1-0 | 7-1-4 | 16-5-0 | DNP | DNP | DNP | 0-1-0 | DNP | 4-13-3 | 17-5-1 | 3-2-0 |
| California | 01/28/2024 | 76-71 | W | 2-0-0 | 15-4-3 | 13-3-2 | DNP | DNP | DNP | DNP | DNP | 13-8-2 | 21-2-2 | 0-0-0 |
| at Arizona | 02/04/2024 | 52-63 | L | 4-6-0 | 4-4-3 | 15-5-2 | DNP | DNP | DNP | 0-1-0 | DNP | 8-2-1 | 12-4-2 | DNP |
| at Southern California | 02/09/2024 | 63-81 | L | 8-3-0 | 12-2-3 | 17-2-5 | DNP | DNP | DNP | 0-0-0 | DNP | 2-8-3 | 24-2-3 | DNP |
| at UCLA | 02/11/2024 | 45-78 | L | 2-1-0 | 6-3-4 | 2-2-1 | DNP | DNP | DNP | DNP | DNP | 0-9-0 | 25-1-0 | 6-4-0 |
| Washington | 02/16/2024 | 73-66 | Wot2 | 0-3-0 | 10-7-4 | 23-7-1 | DNP | DNP | DNP | 0-1-0 | DNP | 1-3-0 | 16-9-3 | 7-10-1 |
| Washington St. | 02/18/2024 | 46-73 | L | 7-5-0 | 6-3-4 | 14-4-0 | DNP | DNP | DNP | DNP | DNP | 0-1-0 | 10-7-2 | 7-7-0 |
| at California | 02/23/2024 | 55-67 | L | 10-8-0 | 3-5-5 | 5-4-3 | DNP | DNP | DNP | DNP | DNP | 6-2-0 | 18-2-3 | 11-3-0 |



2023-24 Arizona St. Women's Basketball
Points-rebounds-assists
All games

Page 2/2
as of Feb 24, 2024

| Opponent | Date | Score | | 25 NOVOSEL,AD | 30 WIGGINS,MO | 44 SOUSA,ISAD |
|------------------------|------------|-------|------|------------------|------------------|------------------|
| UTSA | 11/06/2023 | 70-55 | W | 0-0-0 | DNP | DNP |
| Montana St. | 11/10/2023 | 75-62 | W | DNP | DNP | DNP |
| San Francisco | 11/13/2023 | 77-69 | W | DNP | 8-2-1 | DNP |
| at Grambling | 11/16/2023 | 67-70 | L | DNP | 4-4-0 | DNP |
| Idaho St. | 11/19/2023 | 72-40 | W | 0-0-0 | 4-1-0 | DNP |
| vs Texas | 11/23/2023 | 42-84 | L | 0-0-0 | 2-1-0 | DNP |
| vs South Fla. | 11/24/2023 | 66-49 | W | 0-0-0 | 0-0-0 | DNP |
| vs High Point | 11/25/2023 | 77-69 | W | DNP | 0-0-0 | DNP |
| Pacific | 12/01/2023 | 76-66 | W | DNP | DNP | DNP |
| Grand Canyon | 12/08/2023 | 59-66 | L | DNP | DNP | DNP |
| Arizona | 12/17/2023 | 52-91 | L | 0-0-0 | DNP | 0-0-1 |
| vs Fresno St. | 12/20/2023 | 80-76 | W | DNP | DNP | DNP |
| Santa Clara | 12/30/2023 | 55-65 | L | 0-0-1 | DNP | 7-3-1 |
| Utah | 01/05/2024 | 41-58 | L | 9-5-0 | DNP | 0-4-1 |
| Colorado | 01/07/2024 | 68-81 | L | 0-2-0 | DNP | 10-5-2 |
| at Oregon | 01/12/2024 | 53-65 | L | 6-2-0 | DNP | 8-2-2 |
| at Oregon St. | 01/14/2024 | 55-92 | L | 0-2-1 | DNP | 0-2-1 |
| at Washington St. | 01/19/2024 | 64-79 | L | 3-1-1 | DNP | 12-7-1 |
| at Washington | 01/21/2024 | 73-65 | W | DNP | DNP | 3-3-0 |
| Stanford | 01/26/2024 | 50-80 | L | 0-2-0 | DNP | 0-0-0 |
| California | 01/28/2024 | 76-71 | W | 0-0-0 | DNP | 12-5-3 |
| at Arizona | 02/04/2024 | 52-63 | L | 0-0-0 | DNP | 9-7-3 |
| at Southern California | 02/09/2024 | 63-81 | L | DNP | DNP | 0-1-0 |
| at UCLA | 02/11/2024 | 45-78 | L | 0-0-0 | DNP | 4-6-0 |
| Washington | 02/16/2024 | 73-66 | Wot2 | 0-1-1 | DNP | 16-8-2 |
| Washington St. | 02/18/2024 | 46-73 | L | 0-0-0 | DNP | 2-6-1 |
| at California | 02/23/2024 | 55-67 | L | 0-0-0 | DNP | 2-3-0 |



2023-24 Arizona St. Women's Basketball
Team Game-by-Game
All games

Page 1/1
as of Feb 24, 2024

| | | | | Total | | 3-Pointers | | Free throws | | Rebounds | | | | | | | | | | | |
|------------------------|------------|-------|------|----------|------|------------|------|-------------|------|----------|-----|------|------|-----|-----|-----|-----|-----|------|------|--|
| Opponent | Date | Score | | FG-FGA | PCT | 3FG-3FGA | PCT | FT-FTA | PCT | OFF | DEF | TOT | AVG | PF | A | TO | BLK | STL | PTS | AVG | |
| UTSA | 11/06/2023 | 70-55 | W | 22-58 | .379 | 9-26 | .346 | 17-28 | .607 | 14 | 22 | 36 | 36.0 | 25 | 10 | 14 | 1 | 12 | 70 | 70.0 | |
| Montana St. | 11/10/2023 | 75-62 | W | 26-66 | .394 | 4-14 | .286 | 19-23 | .826 | 17 | 32 | 49 | 42.5 | 27 | 11 | 13 | 6 | 5 | 75 | 72.5 | |
| San Francisco | 11/13/2023 | 77-69 | W | 27-58 | .466 | 5-19 | .263 | 18-25 | .720 | 8 | 29 | 37 | 40.7 | 17 | 12 | 11 | 6 | 10 | 77 | 74.0 | |
| at Grambling | 11/16/2023 | 67-70 | L | 23-55 | .418 | 4-12 | .333 | 17-26 | .654 | 15 | 20 | 35 | 39.3 | 20 | 12 | 17 | 2 | 11 | 67 | 72.3 | |
| Idaho St. | 11/19/2023 | 72-40 | W | 22-53 | .415 | 5-16 | .313 | 23-31 | .742 | 12 | 28 | 40 | 39.4 | 17 | 14 | 19 | 3 | 14 | 72 | 72.2 | |
| vs Texas | 11/23/2023 | 42-84 | L | 17-49 | .347 | 0-3 | .000 | 8-14 | .571 | 8 | 24 | 32 | 38.2 | 26 | 3 | 27 | 1 | 2 | 42 | 67.2 | |
| vs South Fla. | 11/24/2023 | 66-49 | W | 28-63 | .444 | 6-12 | .500 | 4-12 | .333 | 15 | 23 | 38 | 38.1 | 19 | 10 | 11 | 0 | 8 | 66 | 67.0 | |
| vs High Point | 11/25/2023 | 77-69 | W | 28-56 | .500 | 5-17 | .294 | 16-22 | .727 | 7 | 29 | 36 | 37.9 | 19 | 10 | 10 | 2 | 2 | 77 | 68.3 | |
| Pacific | 12/01/2023 | 76-66 | W | 27-62 | .435 | 1-8 | .125 | 21-34 | .618 | 12 | 23 | 35 | 37.6 | 22 | 9 | 10 | 6 | 13 | 76 | 69.1 | |
| Grand Canyon | 12/08/2023 | 59-66 | L | 23-53 | .434 | 7-13 | .538 | 6-8 | .750 | 9 | 17 | 26 | 36.4 | 18 | 10 | 16 | 1 | 8 | 59 | 68.1 | |
| Arizona | 12/17/2023 | 52-91 | L | 19-62 | .306 | 3-14 | .214 | 11-16 | .688 | 16 | 16 | 32 | 36.0 | 13 | 4 | 13 | 2 | 3 | 52 | 66.6 | |
| vs Fresno St. | 12/20/2023 | 80-76 | W | 33-67 | .493 | 3-8 | .375 | 11-15 | .733 | 11 | 20 | 31 | 35.6 | 9 | 12 | 5 | 1 | 10 | 80 | 67.8 | |
| Santa Clara | 12/30/2023 | 55-65 | L | 22-68 | .324 | 3-16 | .188 | 8-11 | .727 | 16 | 19 | 35 | 35.5 | 24 | 7 | 12 | 3 | 15 | 55 | 66.8 | |
| Utah | 01/05/2024 | 41-58 | L | 17-63 | .270 | 5-17 | .294 | 2-7 | .286 | 13 | 24 | 37 | 35.6 | 13 | 10 | 13 | 5 | 6 | 41 | 64.9 | |
| Colorado | 01/07/2024 | 68-81 | L | 20-58 | .345 | 5-16 | .313 | 23-30 | .767 | 14 | 27 | 41 | 36.0 | 27 | 13 | 16 | 1 | 8 | 68 | 65.1 | |
| at Oregon | 01/12/2024 | 53-65 | L | 22-55 | .400 | 7-18 | .389 | 2-3 | .667 | 5 | 22 | 27 | 35.4 | 21 | 12 | 11 | 1 | 2 | 53 | 64.4 | |
| at Oregon St. | 01/14/2024 | 55-92 | L | 19-67 | .284 | 3-16 | .188 | 14-18 | .778 | 15 | 15 | 30 | 35.1 | 19 | 5 | 11 | 2 | 6 | 55 | 63.8 | |
| at Washington St. | 01/19/2024 | 64-79 | L | 21-58 | .362 | 6-24 | .250 | 16-22 | .727 | 14 | 17 | 31 | 34.9 | 20 | 10 | 15 | 2 | 9 | 64 | 63.8 | |
| at Washington | 01/21/2024 | 73-65 | W | 23-52 | .442 | 8-13 | .615 | 19-22 | .864 | 5 | 21 | 26 | 34.4 | 17 | 8 | 8 | 1 | 6 | 73 | 64.3 | |
| Stanford | 01/26/2024 | 50-80 | L | 19-66 | .288 | 4-16 | .250 | 8-15 | .533 | 14 | 19 | 33 | 34.4 | 18 | 8 | 10 | 0 | 6 | 50 | 63.6 | |
| California | 01/28/2024 | 76-71 | W | 28-51 | .549 | 8-10 | .800 | 12-16 | .750 | 4 | 19 | 23 | 33.8 | 12 | 12 | 12 | 4 | 10 | 76 | 64.2 | |
| at Arizona | 02/04/2024 | 52-63 | L | 20-56 | .357 | 5-18 | .278 | 7-19 | .368 | 13 | 23 | 36 | 33.9 | 17 | 11 | 14 | 4 | 6 | 52 | 63.6 | |
| at Southern California | 02/09/2024 | 63-81 | L | 22-54 | .407 | 5-12 | .417 | 14-16 | .875 | 10 | 18 | 28 | 33.7 | 19 | 14 | 13 | 0 | 1 | 63 | 63.6 | |
| at UCLA | 02/11/2024 | 45-78 | L | 16-60 | .267 | 2-10 | .200 | 11-15 | .733 | 13 | 19 | 32 | 33.6 | 15 | 5 | 16 | 3 | 7 | 45 | 62.8 | |
| Washington | 02/16/2024 | 73-66 | Wot2 | 30-78 | .385 | 3-15 | .200 | 10-15 | .667 | 13 | 41 | 54 | 34.4 | 15 | 12 | 13 | 4 | 7 | 73 | 63.2 | |
| Washington St. | 02/18/2024 | 46-73 | L | 19-64 | .297 | 1-11 | .091 | 7-11 | .636 | 13 | 26 | 39 | 34.6 | 17 | 7 | 11 | 2 | 5 | 46 | 62.6 | |
| at California | 02/23/2024 | 55-67 | L | 24-63 | .381 | 4-8 | .500 | 3-5 | .600 | 11 | 22 | 33 | 34.5 | 10 | 11 | 13 | 2 | 5 | 55 | 62.3 | |
| Total | | 1682 | | 617-1615 | .382 | 121-382 | .317 | 327-479 | .683 | 317 | 615 | 932 | 34.5 | 496 | 262 | 354 | 65 | 197 | 1682 | 62.3 | |
| Opponents | | 1881 | | 684-1606 | .426 | 173-521 | .332 | 340-480 | .708 | 363 | 736 | 1099 | 40.7 | 425 | 426 | 411 | 125 | 154 | 1881 | 69.7 | |

Arizona St. Averages

| Games Played | Points/game | FG Pct | 3FG Pct | FT Pct | Rebounds/game | Assists/game | Turnovers/game | Assist/Turnover ratio | Steals/game | Blocks/game |
|--------------|-------------|--------|---------|--------|---------------|--------------|----------------|-----------------------|-------------|-------------|
| 27 | 62.3 | 38.2 | 31.7 | 68.3 | 34.5 | 9.7 | 13.1 | 0.7 | 7.3 | 2.4 |



2023-24 Arizona St. Women's Basketball
Opponents Game-by-Game
All games

Page 1/1
as of Feb 24, 2024

| | | | | Total | | 3-Pointers | | Free throws | | Rebounds | | | | | | | | | | | |
|------------------------|------------|-------|------|----------|------|------------|------|-------------|-------|----------|-----|------|------|-----|-----|-----|-----|-----|------|------|--|
| Opponent | Date | Score | | FG-FGA | PCT | 3FG-3FGA | PCT | FT-FTA | PCT | OFF | DEF | TOT | AVG | PF | A | TO | BLK | STL | PTS | AVG | |
| UTSA | 11/06/2023 | 70-55 | W | 20-58 | .345 | 2-13 | .154 | 13-24 | .542 | 19 | 27 | 46 | 46.0 | 25 | 11 | 20 | 6 | 8 | 55 | 55.0 | |
| Montana St. | 11/10/2023 | 75-62 | W | 16-61 | .262 | 4-22 | .182 | 26-28 | .929 | 13 | 24 | 37 | 41.5 | 18 | 12 | 12 | 2 | 7 | 62 | 58.5 | |
| San Francisco | 11/13/2023 | 77-69 | W | 25-67 | .373 | 11-29 | .379 | 8-11 | .727 | 13 | 26 | 39 | 40.7 | 17 | 22 | 15 | 1 | 4 | 69 | 62.0 | |
| at Grambling | 11/16/2023 | 67-70 | L | 22-54 | .407 | 15-24 | .625 | 11-16 | .688 | 15 | 22 | 37 | 39.8 | 21 | 15 | 25 | 0 | 5 | 70 | 64.0 | |
| Idaho St. | 11/19/2023 | 72-40 | W | 16-56 | .286 | 2-11 | .182 | 6-12 | .500 | 13 | 22 | 35 | 38.8 | 23 | 10 | 25 | 4 | 5 | 40 | 59.2 | |
| vs Texas | 11/23/2023 | 42-84 | L | 31-72 | .431 | 4-11 | .364 | 18-27 | .667 | 21 | 26 | 47 | 40.2 | 14 | 18 | 9 | 5 | 7 | 84 | 63.3 | |
| vs South Fla. | 11/24/2023 | 66-49 | W | 18-48 | .375 | 3-19 | .158 | 10-12 | .833 | 7 | 25 | 32 | 39.0 | 10 | 7 | 20 | 4 | 2 | 49 | 61.3 | |
| vs High Point | 11/25/2023 | 77-69 | W | 22-59 | .373 | 5-22 | .227 | 20-26 | .769 | 11 | 19 | 30 | 37.9 | 18 | 7 | 9 | 1 | 3 | 69 | 62.3 | |
| Pacific | 12/01/2023 | 76-66 | W | 24-57 | .421 | 1-14 | .071 | 17-28 | .607 | 15 | 29 | 44 | 38.6 | 20 | 10 | 20 | 1 | 7 | 66 | 62.7 | |
| Grand Canyon | 12/08/2023 | 59-66 | L | 22-48 | .458 | 4-14 | .286 | 18-20 | .900 | 10 | 22 | 32 | 37.9 | 10 | 8 | 17 | 1 | 8 | 66 | 63.0 | |
| Arizona | 12/17/2023 | 52-91 | L | 34-60 | .567 | 13-20 | .650 | 10-17 | .588 | 13 | 30 | 43 | 38.4 | 17 | 24 | 12 | 6 | 5 | 91 | 65.5 | |
| vs Fresno St. | 12/20/2023 | 80-76 | W | 31-66 | .470 | 12-25 | .480 | 2-2 | 1.000 | 15 | 26 | 41 | 38.6 | 13 | 17 | 16 | 2 | 4 | 76 | 66.4 | |
| Santa Clara | 12/30/2023 | 55-65 | L | 18-45 | .400 | 7-17 | .412 | 22-27 | .815 | 11 | 31 | 42 | 38.8 | 14 | 11 | 23 | 3 | 5 | 65 | 66.3 | |
| Utah | 01/05/2024 | 41-58 | L | 24-64 | .375 | 5-24 | .208 | 5-6 | .833 | 17 | 35 | 52 | 39.8 | 12 | 13 | 14 | 3 | 4 | 58 | 65.7 | |
| Colorado | 01/07/2024 | 68-81 | L | 28-56 | .500 | 6-20 | .300 | 19-32 | .594 | 10 | 27 | 37 | 39.6 | 25 | 21 | 13 | 7 | 8 | 81 | 66.7 | |
| at Oregon | 01/12/2024 | 53-65 | L | 25-59 | .424 | 2-14 | .143 | 13-25 | .520 | 19 | 29 | 48 | 40.1 | 7 | 11 | 11 | 8 | 6 | 65 | 66.6 | |
| at Oregon St. | 01/14/2024 | 55-92 | L | 35-59 | .593 | 9-18 | .500 | 13-19 | .684 | 9 | 35 | 44 | 40.4 | 20 | 25 | 14 | 6 | 6 | 92 | 68.1 | |
| at Washington St. | 01/19/2024 | 64-79 | L | 29-59 | .492 | 5-23 | .217 | 16-21 | .762 | 13 | 21 | 34 | 40.0 | 20 | 16 | 14 | 9 | 7 | 79 | 68.7 | |
| at Washington | 01/21/2024 | 73-65 | W | 22-55 | .400 | 9-28 | .321 | 12-16 | .750 | 12 | 22 | 34 | 39.7 | 17 | 13 | 15 | 6 | 2 | 65 | 68.5 | |
| Stanford | 01/26/2024 | 50-80 | L | 29-61 | .475 | 6-13 | .462 | 16-19 | .842 | 14 | 35 | 49 | 40.2 | 15 | 24 | 12 | 7 | 8 | 80 | 69.1 | |
| California | 01/28/2024 | 76-71 | W | 26-57 | .456 | 12-22 | .545 | 7-8 | .875 | 13 | 22 | 35 | 39.9 | 15 | 18 | 21 | 4 | 5 | 71 | 69.2 | |
| at Arizona | 02/04/2024 | 52-63 | L | 26-56 | .464 | 2-6 | .333 | 9-17 | .529 | 11 | 25 | 36 | 39.7 | 14 | 13 | 15 | 6 | 6 | 63 | 68.9 | |
| at Southern California | 02/09/2024 | 63-81 | L | 31-68 | .456 | 4-18 | .222 | 15-19 | .789 | 19 | 23 | 42 | 39.8 | 15 | 20 | 8 | 6 | 3 | 81 | 69.4 | |
| at UCLA | 02/11/2024 | 45-78 | L | 32-62 | .516 | 6-13 | .462 | 8-11 | .727 | 12 | 32 | 44 | 40.0 | 17 | 23 | 13 | 6 | 8 | 78 | 69.8 | |
| Washington | 02/16/2024 | 73-66 | Wot2 | 26-79 | .329 | 7-34 | .206 | 7-11 | .636 | 14 | 37 | 51 | 40.4 | 12 | 20 | 14 | 10 | 6 | 66 | 69.6 | |
| Washington St. | 02/18/2024 | 46-73 | L | 24-59 | .407 | 10-21 | .476 | 15-21 | .714 | 13 | 34 | 47 | 40.7 | 10 | 17 | 10 | 9 | 7 | 73 | 69.8 | |
| at California | 02/23/2024 | 55-67 | L | 28-61 | .459 | 7-26 | .269 | 4-5 | .800 | 11 | 30 | 41 | 40.7 | 6 | 20 | 14 | 2 | 8 | 67 | 69.7 | |
| Total | | 1881 | | 684-1606 | .426 | 173-521 | .332 | 340-480 | .708 | 363 | 736 | 1099 | 40.7 | 425 | 426 | 411 | 125 | 154 | 1881 | 69.7 | |
| Arizona St. | | 1682 | | 617-1615 | .382 | 121-382 | .317 | 327-479 | .683 | 317 | 615 | 932 | 34.5 | 496 | 262 | 354 | 65 | 197 | 1682 | 62.3 | |

Opponents Averages

| Games Played | Points/game | FG Pct | 3FG Pct | FT Pct | Rebounds/game | Assists/game | Turnovers/game | Assist/Turnover ratio | Steals/game | Blocks/game |
|--------------|-------------|--------|---------|--------|---------------|--------------|----------------|-----------------------|-------------|-------------|
| 27 | 69.7 | 42.6 | 33.2 | 70.8 | 40.7 | 15.8 | 15.2 | 1.0 | 5.7 | 4.6 |



2023-24 Arizona St. Women's Basketball
Team High/Low Analysis
All games

Page 1/4
as of Feb 24, 2024

Arizona St. - Game Highs

| | | | |
|-----------------------|------|---------|-------------------------------------|
| POINTS | 80 | | vs Fresno St. (N) (12/20/2023) |
| | 77 | | vs High Point (N) (11/25/2023) |
| | 77 | | San Francisco (11/13/2023) |
| | 76 | | California (01/28/2024) |
| | 76 | | Pacific (12/01/2023) |
| FIELD GOALS MADE | 33 | | vs Fresno St. (N) (12/20/2023) |
| | 30 | | Washington (02/16/2024) |
| FIELD GOAL ATTEMPTS | 78 | | Washington (02/16/2024) |
| | 68 | | Santa Clara (12/30/2023) |
| FIELD GOAL PERCENTAGE | .549 | (28-51) | California (01/28/2024) |
| | .500 | (28-56) | vs High Point (N) (11/25/2023) |
| 3 PT FG MADE | 9 | | UTSA (11/06/2023) |
| | 8 | | California (01/28/2024) |
| | 8 | | at Washington (01/21/2024) |
| 3 PT FG ATTEMPTS | 26 | | UTSA (11/06/2023) |
| | 24 | | at Washington St. (01/19/2024) |
| 3 PT FG PERCENTAGE | .800 | (8-10) | California (01/28/2024) |
| | .615 | (8-13) | at Washington (01/21/2024) |
| FREE THROWS MADE | 23 | | Colorado (01/07/2024) |
| | 23 | | Idaho St. (11/19/2023) |
| FREE THROW ATTEMPTS | 34 | | Pacific (12/01/2023) |
| | 31 | | Idaho St. (11/19/2023) |
| FREE THROW PERCENTAGE | .875 | (14-16) | at Southern California (02/09/2024) |
| | .864 | (19-22) | at Washington (01/21/2024) |
| REBOUNDS | 54 | | Washington (02/16/2024) |
| | 49 | | Montana St. (11/10/2023) |
| ASSISTS | 14 | | at Southern California (02/09/2024) |
| | 14 | | Idaho St. (11/19/2023) |
| STEALS | 15 | | Santa Clara (12/30/2023) |
| | 14 | | Idaho St. (11/19/2023) |
| BLOCKED SHOTS | 6 | | Pacific (12/01/2023) |
| | 6 | | San Francisco (11/13/2023) |
| | 6 | | Montana St. (11/10/2023) |
| TURNOVERS | 27 | | vs Texas (N) (11/23/2023) |
| | 19 | | Idaho St. (11/19/2023) |
| FOULS | 27 | | Colorado (01/07/2024) |
| | 27 | | Montana St. (11/10/2023) |



2023-24 Arizona St. Women's Basketball
Team High/Low Analysis
All games

Page 2/4
as of Feb 24, 2024

Opponent - Game Highs

| | | | |
|-----------------------|-------|---------|-------------------------------------|
| POINTS | 92 | | at Oregon St. (01/14/2024) |
| | 91 | | Arizona (12/17/2023) |
| | 84 | | vs Texas (N) (11/23/2023) |
| | 81 | | at Southern California (02/09/2024) |
| | 81 | | Colorado (01/07/2024) |
| FIELD GOALS MADE | 35 | | at Oregon St. (01/14/2024) |
| | 34 | | Arizona (12/17/2023) |
| FIELD GOAL ATTEMPTS | 79 | | Washington (02/16/2024) |
| | 72 | | vs Texas (N) (11/23/2023) |
| FIELD GOAL PERCENTAGE | .593 | (35-59) | at Oregon St. (01/14/2024) |
| | .567 | (34-60) | Arizona (12/17/2023) |
| 3 PT FG MADE | 15 | | at Grambling (11/16/2023) |
| | 13 | | Arizona (12/17/2023) |
| 3 PT FG ATTEMPTS | 34 | | Washington (02/16/2024) |
| | 29 | | San Francisco (11/13/2023) |
| 3 PT FG PERCENTAGE | .650 | (13-20) | Arizona (12/17/2023) |
| | .625 | (15-24) | at Grambling (11/16/2023) |
| FREE THROWS MADE | 26 | | Montana St. (11/10/2023) |
| | 22 | | Santa Clara (12/30/2023) |
| FREE THROW ATTEMPTS | 32 | | Colorado (01/07/2024) |
| | 28 | | Pacific (12/01/2023) |
| | 28 | | Montana St. (11/10/2023) |
| FREE THROW PERCENTAGE | 1.000 | (2-2) | vs Fresno St. (N) (12/20/2023) |
| | .929 | (26-28) | Montana St. (11/10/2023) |
| REBOUNDS | 52 | | Utah (01/05/2024) |
| | 51 | | Washington (02/16/2024) |
| ASSISTS | 25 | | at Oregon St. (01/14/2024) |
| | 24 | | Stanford (01/26/2024) |
| | 24 | | Arizona (12/17/2023) |
| STEALS | 8 | | at California (02/23/2024) |
| | 8 | | at UCLA (02/11/2024) |
| | 8 | | Stanford (01/26/2024) |
| | 8 | | Colorado (01/07/2024) |
| | 8 | | Grand Canyon (12/08/2023) |
| | 8 | | UTSA (11/06/2023) |
| BLOCKED SHOTS | 10 | | Washington (02/16/2024) |
| | 9 | | Washington St. (02/18/2024) |
| | 9 | | at Washington St. (01/19/2024) |
| TURNOVERS | 25 | | Idaho St. (11/19/2023) |
| | 25 | | at Grambling (11/16/2023) |
| FOULS | 25 | | Colorado (01/07/2024) |
| | 25 | | UTSA (11/06/2023) |



2023-24 Arizona St. Women's Basketball
Team High/Low Analysis
All games

Page 3/4
as of Feb 24, 2024

Arizona St. - Game Lows

| | | | |
|-----------------------|------|---------|-------------------------------------|
| POINTS | 41 | | Utah (01/05/2024) |
| | 42 | | vs Texas (N) (11/23/2023) |
| | 45 | | at UCLA (02/11/2024) |
| | 46 | | Washington St. (02/18/2024) |
| | 50 | | Stanford (01/26/2024) |
| FIELD GOALS MADE | 16 | | at UCLA (02/11/2024) |
| | 17 | | Utah (01/05/2024) |
| | 17 | | vs Texas (N) (11/23/2023) |
| FIELD GOAL ATTEMPTS | 49 | | vs Texas (N) (11/23/2023) |
| | 51 | | California (01/28/2024) |
| FIELD GOAL PERCENTAGE | .267 | (16-60) | at UCLA (02/11/2024) |
| | .270 | (17-63) | Utah (01/05/2024) |
| 3 PT FG MADE | 0 | | vs Texas (N) (11/23/2023) |
| | 1 | | Washington St. (02/18/2024) |
| | 1 | | Pacific (12/01/2023) |
| 3 PT FG ATTEMPTS | 3 | | vs Texas (N) (11/23/2023) |
| | 8 | | at California (02/23/2024) |
| | 8 | | vs Fresno St. (N) (12/20/2023) |
| | 8 | | Pacific (12/01/2023) |
| 3 PT FG PERCENTAGE | .000 | (0-3) | vs Texas (N) (11/23/2023) |
| | .091 | (1-11) | Washington St. (02/18/2024) |
| FREE THROWS MADE | 2 | | at Oregon (01/12/2024) |
| | 2 | | Utah (01/05/2024) |
| FREE THROW ATTEMPTS | 3 | | at Oregon (01/12/2024) |
| | 5 | | at California (02/23/2024) |
| FREE THROW PERCENTAGE | .286 | (2-7) | Utah (01/05/2024) |
| | .333 | (4-12) | vs South Fla. (N) (11/24/2023) |
| REBOUNDS | 23 | | California (01/28/2024) |
| | 26 | | at Washington (01/21/2024) |
| | 26 | | Grand Canyon (12/08/2023) |
| ASSISTS | 3 | | vs Texas (N) (11/23/2023) |
| | 4 | | Arizona (12/17/2023) |
| STEALS | 1 | | at Southern California (02/09/2024) |
| | 2 | | at Oregon (01/12/2024) |
| | 2 | | vs High Point (N) (11/25/2023) |
| | 2 | | vs Texas (N) (11/23/2023) |
| BLOCKED SHOTS | 0 | | at Southern California (02/09/2024) |
| | 0 | | Stanford (01/26/2024) |
| | 0 | | vs South Fla. (N) (11/24/2023) |
| TURNOVERS | 5 | | vs Fresno St. (N) (12/20/2023) |
| | 8 | | at Washington (01/21/2024) |
| FOULS | 9 | | vs Fresno St. (N) (12/20/2023) |
| | 10 | | at California (02/23/2024) |



2023-24 Arizona St. Women's Basketball
Team High/Low Analysis
All games

Page 4/4
as of Feb 24, 2024

Opponent - Game Lows

| | | | |
|-----------------------|------|---------|-------------------------------------|
| POINTS | 40 | | Idaho St. (11/19/2023) |
| | 49 | | vs South Fla. (N) (11/24/2023) |
| | 55 | | UTSA (11/06/2023) |
| | 58 | | Utah (01/05/2024) |
| | 62 | | Montana St. (11/10/2023) |
| FIELD GOALS MADE | 16 | | Idaho St. (11/19/2023) |
| | 16 | | Montana St. (11/10/2023) |
| FIELD GOAL ATTEMPTS | 45 | | Santa Clara (12/30/2023) |
| | 48 | | Grand Canyon (12/08/2023) |
| | 48 | | vs South Fla. (N) (11/24/2023) |
| FIELD GOAL PERCENTAGE | .262 | (16-61) | Montana St. (11/10/2023) |
| | .286 | (16-56) | Idaho St. (11/19/2023) |
| 3 PT FG MADE | 1 | | Pacific (12/01/2023) |
| | 2 | | at Arizona (02/04/2024) |
| | 2 | | at Oregon (01/12/2024) |
| | 2 | | Idaho St. (11/19/2023) |
| | 2 | | UTSA (11/06/2023) |
| 3 PT FG ATTEMPTS | 6 | | at Arizona (02/04/2024) |
| | 11 | | vs Texas (N) (11/23/2023) |
| | 11 | | Idaho St. (11/19/2023) |
| 3 PT FG PERCENTAGE | .071 | (1-14) | Pacific (12/01/2023) |
| | .143 | (2-14) | at Oregon (01/12/2024) |
| FREE THROWS MADE | 2 | | vs Fresno St. (N) (12/20/2023) |
| | 4 | | at California (02/23/2024) |
| FREE THROW ATTEMPTS | 2 | | vs Fresno St. (N) (12/20/2023) |
| | 5 | | at California (02/23/2024) |
| FREE THROW PERCENTAGE | .500 | (6-12) | Idaho St. (11/19/2023) |
| | .520 | (13-25) | at Oregon (01/12/2024) |
| REBOUNDS | 30 | | vs High Point (N) (11/25/2023) |
| | 32 | | Grand Canyon (12/08/2023) |
| | 32 | | vs South Fla. (N) (11/24/2023) |
| ASSISTS | 7 | | vs High Point (N) (11/25/2023) |
| | 7 | | vs South Fla. (N) (11/24/2023) |
| STEALS | 2 | | at Washington (01/21/2024) |
| | 2 | | vs South Fla. (N) (11/24/2023) |
| BLOCKED SHOTS | 0 | | at Grambling (11/16/2023) |
| | 1 | | Grand Canyon (12/08/2023) |
| | 1 | | Pacific (12/01/2023) |
| | 1 | | vs High Point (N) (11/25/2023) |
| | 1 | | San Francisco (11/13/2023) |
| TURNOVERS | 8 | | at Southern California (02/09/2024) |
| | 9 | | vs High Point (N) (11/25/2023) |
| | 9 | | vs Texas (N) (11/23/2023) |
| FOULS | 6 | | at California (02/23/2024) |
| | 7 | | at Oregon (01/12/2024) |



2023-24 Arizona St. Women's Basketball
Player Highs Analysis
All games

Page 1/4
as of Feb 24, 2024

Arizona St. - Individual Game Highs

| | | | |
|---|-------|-------|--|
| POINTS | 35 | | Jalyn Brown vs Colorado (01/07/2024) |
| | 34 | | Jalyn Brown at Washington (01/21/2024) |
| | 26 | | Jaddan Simmons vs Pacific (12/01/2023) |
| | 25 | | Jalyn Brown at UCLA (02/11/2024) |
| | 24 | | Jalyn Brown at Southern California (02/09/2024) |
| FIELD GOALS MADE | 11 | | Jalyn Brown at Washington (01/21/2024) |
| | 11 | | Jalyn Brown vs Colorado (01/07/2024) |
| FIELD GOAL ATTEMPTS | 24 | | Jalyn Brown vs Washington (02/16/2024) |
| | 24 | | Jalyn Brown at UCLA (02/11/2024) |
| FIELD GOAL PERCENTAGE (min 5 made) | 1.000 | (5-5) | Isadora Sousa vs Washington (02/16/2024) |
| | .833 | (5-6) | Journey Thompson vs High Point (N) (11/25/2023) |
| 3 PT FG MADE | 4 | | Isadora Sousa vs California (01/28/2024) |
| | 4 | | Jalyn Brown at Washington (01/21/2024) |
| | 4 | | Trayanna Crisp vs Grand Canyon (12/08/2023) |
| 3 PT FG ATTEMPTS | 7 | | Trayanna Crisp at Southern California (02/09/2024) |
| | 7 | | Mallory Miller at Washington St. (01/19/2024) |
| | 7 | | Trayanna Crisp at Oregon (01/12/2024) |
| | 7 | | Jalyn Brown vs Colorado (01/07/2024) |
| | 7 | | Adison Novosel vs Utah (01/05/2024) |
| | 7 | | Trayanna Crisp vs Grand Canyon (12/08/2023) |
| | 7 | | Treasure Hunt vs High Point (N) (11/25/2023) |
| | 7 | | Trayanna Crisp vs San Francisco (11/13/2023) |
| | 7 | | Trayanna Crisp vs UTSA (11/06/2023) |
| 3 PT FG PERCENTAGE (min 2 made) | 1.000 | (4-4) | Isadora Sousa vs California (01/28/2024) |
| | 1.000 | (3-3) | Jalyn Brown vs California (01/28/2024) |
| | 1.000 | (2-2) | Isadora Sousa vs Washington (02/16/2024) |
| | 1.000 | (2-2) | Isadora Sousa vs Colorado (01/07/2024) |
| | 1.000 | (2-2) | Jaddan Simmons vs Arizona (12/17/2023) |
| | 1.000 | (2-2) | Treasure Hunt vs South Fla. (N) (11/24/2023) |
| | 1.000 | (2-2) | Jaddan Simmons at Grambling (11/16/2023) |
| | 1.000 | (2-2) | Jaddan Simmons at Grambling (11/16/2023) |
| FREE THROWS MADE | 11 | | Jalyn Brown vs Colorado (01/07/2024) |
| | 10 | | Jaddan Simmons vs Pacific (12/01/2023) |
| | 10 | | Jaddan Simmons vs UTSA (11/06/2023) |
| FREE THROW ATTEMPTS | 14 | | Jaddan Simmons vs Pacific (12/01/2023) |
| | 12 | | Jalyn Brown at Washington St. (01/19/2024) |
| | 12 | | Jalyn Brown vs Colorado (01/07/2024) |
| | 12 | | Jaddan Simmons vs UTSA (11/06/2023) |
| FREE THROW PERCENTAGE (min 3 made) | 1.000 | (8-8) | Jalyn Brown at Washington (01/21/2024) |
| | 1.000 | (8-8) | Jaddan Simmons at Grambling (11/16/2023) |
| | 1.000 | (6-6) | Jalyn Brown vs California (01/28/2024) |
| | 1.000 | (6-6) | Jaddan Simmons vs Montana St. (11/10/2023) |
| | 1.000 | (5-5) | Jaddan Simmons at Southern California (02/09/2024) |
| | 1.000 | (5-5) | Maggie Besselink vs Idaho St. (11/19/2023) |
| | 1.000 | (5-5) | Trayanna Crisp vs Idaho St. (11/19/2023) |
| | 1.000 | (4-4) | Jaddan Simmons vs Fresno St. (N) (12/20/2023) |
| | 1.000 | (4-4) | Jalyn Brown vs Arizona (12/17/2023) |
| | 1.000 | (4-4) | Trayanna Crisp vs High Point (N) (11/25/2023) |
| | 1.000 | (4-4) | Jalyn Brown vs High Point (N) (11/25/2023) |
| | 1.000 | (4-4) | Morasha Wiggins vs San Francisco (11/13/2023) |
| | 1.000 | (3-3) | Jaddan Simmons vs Stanford (01/26/2024) |
| | 1.000 | (3-3) | Trayanna Crisp vs Pacific (12/01/2023) |
| | 1.000 | (3-3) | Trayanna Crisp vs Texas (N) (11/23/2023) |
| REBOUNDS | 14 | | Kadidia Toure vs San Francisco (11/13/2023) |
| | 13 | | Journey Thompson vs Stanford (01/26/2024) |



2023-24 Arizona St. Women's Basketball
Player Highs Analysis
All games

Page 2/4
as of Feb 24, 2024

Arizona St. - Individual Game Highs

| | | |
|---------------|---|--|
| ASSISTS | 8 | Jaddan Simmons vs Fresno St. (N) (12/20/2023) |
| | 7 | Jaddan Simmons at Washington St. (01/19/2024) |
| STEALS | 5 | Jaddan Simmons at Washington St. (01/19/2024) |
| | 5 | Jaddan Simmons vs Grand Canyon (12/08/2023) |
| BLOCKED SHOTS | 3 | Mallory Miller vs Washington (02/16/2024) |
| | 2 | Mallory Miller at California (02/23/2024) |
| | 2 | Jaddan Simmons at Arizona (02/04/2024) |
| | 2 | Journey Thompson vs Utah (01/05/2024) |
| | 2 | Kadidia Toure vs Santa Clara (12/30/2023) |
| | 2 | Journey Thompson vs Pacific (12/01/2023) |
| | 2 | Kadidia Toure vs Pacific (12/01/2023) |
| | 2 | Jaddan Simmons vs Pacific (12/01/2023) |
| | 2 | Maggie Besselink vs Idaho St. (11/19/2023) |
| | 2 | Maggie Besselink vs San Francisco (11/13/2023) |
| | 2 | Jaddan Simmons vs San Francisco (11/13/2023) |
| | 2 | Mallory Miller vs Montana St. (11/10/2023) |
| TURNOVERS | 8 | Trayanna Crisp vs Texas (N) (11/23/2023) |
| | 8 | Jaddan Simmons vs Texas (N) (11/23/2023) |
| FOULS | 5 | Journey Thompson at Oregon (01/12/2024) |
| | 5 | Journey Thompson vs Utah (01/05/2024) |
| | 5 | Jalyn Brown vs Santa Clara (12/30/2023) |
| | 5 | Journey Thompson vs Santa Clara (12/30/2023) |
| | 5 | Maggie Besselink vs Grand Canyon (12/08/2023) |
| | 5 | Maggie Besselink vs Texas (N) (11/23/2023) |
| | 5 | Maggie Besselink vs San Francisco (11/13/2023) |



2023-24 Arizona St. Women's Basketball
Player Highs Analysis
All games

Page 3/4
as of Feb 24, 2024

Opponent - Individual Game Highs

| | | | |
|------------------------------------|-------|---------|--|
| POINTS | 31 | | Juju Watkins at Southern California (02/09/2024) |
| | 31 | | Mia Jacobs vs Fresno St. (N) (12/20/2023) |
| | 27 | | Kiki Iriafen vs Stanford (01/26/2024) |
| | 27 | | Raegan Beers at Oregon St. (01/14/2024) |
| | 24 | | Elizabeth Elliott vs Pacific (12/01/2023) |
| FIELD GOALS MADE | 13 | | Raegan Beers at Oregon St. (01/14/2024) |
| | 12 | | Mia Jacobs vs Fresno St. (N) (12/20/2023) |
| FIELD GOAL ATTEMPTS | 25 | | Juju Watkins at Southern California (02/09/2024) |
| | 20 | | Mia Jacobs vs Fresno St. (N) (12/20/2023) |
| FIELD GOAL PERCENTAGE (min 5 made) | .900 | (9-10) | Lauren Betts at UCLA (02/11/2024) |
| | .769 | (10-13) | Elizabeth Elliott vs Pacific (12/01/2023) |
| 3 PT FG MADE | 7 | | Mia Jacobs vs Fresno St. (N) (12/20/2023) |
| | 7 | | DeMya Young at Grambling (11/16/2023) |
| 3 PT FG ATTEMPTS | 11 | | Hannah Stines at Washington (01/21/2024) |
| | 11 | | Mia Jacobs vs Fresno St. (N) (12/20/2023) |
| | 11 | | DeMya Young at Grambling (11/16/2023) |
| 3 PT FG PERCENTAGE (min 2 made) | 1.000 | (5-5) | Jazmyne Jackson at Grambling (11/16/2023) |
| | 1.000 | (2-2) | Mia Mastrov vs California (01/28/2024) |
| | 1.000 | (2-2) | AJ Marotte at Oregon St. (01/14/2024) |
| FREE THROWS MADE | 13 | | Tess Heal vs Santa Clara (12/30/2023) |
| | 12 | | Olivia Lane vs Grand Canyon (12/08/2023) |
| FREE THROW ATTEMPTS | 15 | | Tess Heal vs Santa Clara (12/30/2023) |
| | 14 | | Olivia Lane vs Grand Canyon (12/08/2023) |
| FREE THROW PERCENTAGE (min 3 made) | 1.000 | (9-9) | Katelynn Limardo vs Montana St. (11/10/2023) |
| | 1.000 | (7-7) | Kiki Iriafen vs Stanford (01/26/2024) |
| | 1.000 | (6-6) | Cameron Brink vs Stanford (01/26/2024) |
| | 1.000 | (5-5) | Lauren Bevis vs High Point (N) (11/25/2023) |
| | 1.000 | (5-5) | Jasmine Gayles vs San Francisco (11/13/2023) |
| | 1.000 | (4-4) | Dominika Paurova at Oregon St. (01/14/2024) |
| | 1.000 | (4-4) | Jayde Cadee vs Santa Clara (12/30/2023) |
| | 1.000 | (4-4) | Tiarra Brown vs Grand Canyon (12/08/2023) |
| | 1.000 | (3-3) | Rayah Marshall at Southern California (02/09/2024) |
| | 1.000 | (3-3) | Talia von Oelhoffen at Oregon St. (01/14/2024) |
| | 1.000 | (3-3) | Faith Price vs High Point (N) (11/25/2023) |
| REBOUNDS | 16 | | Rayah Marshall at Southern California (02/09/2024) |
| | 16 | | Cameron Brink vs Stanford (01/26/2024) |
| ASSISTS | 9 | | Talia von Oelhoffen at Oregon St. (01/14/2024) |
| | 9 | | Luana Leite vs San Francisco (11/13/2023) |
| STEALS | 4 | | Luana Leite vs San Francisco (11/13/2023) |
| | 3 | | Bella Murekatete vs Washington St. (02/18/2024) |
| | 3 | | Chloe Briggs vs Washington (02/16/2024) |
| | 3 | | Camryn Brown at UCLA (02/11/2024) |
| | 3 | | Helena Pueyo at Arizona (02/04/2024) |
| | 3 | | Brooke Demetre vs Stanford (01/26/2024) |
| | 3 | | Kiki Iriafen vs Stanford (01/26/2024) |
| | 3 | | Charlissee Leger-Walker at Washington St. (01/19/2024) |
| | 3 | | Jaylyn Sherrod vs Colorado (01/07/2024) |
| | 3 | | Trinity San Antonio vs Grand Canyon (12/08/2023) |
| | 3 | | Khadija Faye vs Texas (N) (11/23/2023) |
| | 3 | | Marah Dykstra vs Montana St. (11/10/2023) |
| | 3 | | Lexi Deden vs Montana St. (11/10/2023) |
| | 3 | | Maya Linton vs UTSA (11/06/2023) |
| BLOCKED SHOTS | 5 | | Breya Cunningham vs Arizona (12/17/2023) |
| | 4 | | Hannah Stines vs Washington (02/16/2024) |
| | 4 | | Tara Wallack at Washington St. (01/19/2024) |



Arizona St. Women's Basketball
Individual Career Summaries
All games

Page 1/9
as of Feb 24, 2024

BESSELINK, Maggie

| | | | | Field Goals | | 3-Point | | F-Throws | | Rebounds | | | | | | | | | | Scoring | |
|---------|------|-------|----------|-------------|------|----------|------|----------|------|----------|-----|-----|-----|-------|----|----|-----|-----|-----|---------|--|
| SEASON | TEAM | GP-GS | MIN/AVG | FG-FGA | FG% | 3FG-3FGA | 3FG% | FT-FTA | FT% | OFF | DEF | TOT | AVG | PF-FO | A | TO | BLK | STL | PTS | AVG | |
| 2020-21 | ASU | 18-14 | 389/21.6 | 31-83 | .373 | 5-13 | .385 | 24-33 | .727 | 41 | 61 | 102 | 5.7 | 47-2 | 13 | 38 | 8 | 12 | 91 | 5.1 | |
| 2021-22 | ASU | 12-7 | 197/16.4 | 19-49 | .388 | 0-7 | .000 | 8-17 | .471 | 27 | 37 | 64 | 5.3 | 28-1 | 8 | 12 | 5 | 5 | 46 | 3.8 | |
| 2023-24 | ASU | 12-11 | 227/18.9 | 16-49 | .327 | 4-16 | .250 | 10-18 | .556 | 15 | 40 | 55 | 4.6 | 44-3 | 9 | 18 | 6 | 7 | 46 | 3.8 | |
| TOTAL | | 42-32 | 813/19.4 | 66-181 | .365 | 9-36 | .250 | 42-68 | .618 | 83 | 138 | 221 | 5.3 | 119-6 | 30 | 68 | 19 | 24 | 183 | 4.4 | |

Single Game Highs

| Statistic | Value | |
|--------------|-------|---------------------------------|
| Points | 13 | vs Southern California 03/03/21 |
| Rebounds | 15 | vs Minnesota 11/12/21 |
| Assists | 3 | vs Washington 02/12/21 |
| Steals | 3 | vs Idaho St. 11/19/23 |
| Blocks | 3 | vs Marist 11/21/21 |
| FG Made | 5 | at Grambling 11/16/23 |
| FG Attempts | 10 | at Grambling 11/16/23 |
| 3FG Made | 3 | vs UTSA 11/06/23 |
| 3FG Attempts | 4 | vs UTSA 11/06/23 |
| FT Made | 5 | vs Idaho St. 11/19/23 |
| FT Attempts | 8 | vs Baylor 11/26/21 |

BROWN, Jalyn

| | | | | Field Goals | | 3-Point | | F-Throws | | Rebounds | | | | | | | | | Scoring | |
|---------------|------|-------|----------|-------------|------|----------|------|----------|------|----------|-----|-----|-----|-------|----|----|-----|-----|---------|------|
| SEASON | TEAM | GP-GS | MIN/AVG | FG-FGA | FG% | 3FG-3FGA | 3FG% | FT-FTA | FT% | OFF | DEF | TOT | AVG | PF-FO | A | TO | BLK | STL | PTS | AVG |
| 2022-23 | LOU | 7-0 | 32/4.6 | 3-9 | .333 | 1-4 | .250 | 1-2 | .500 | 2 | 1 | 3 | 0.4 | 1-0 | 0 | 4 | 0 | 3 | 8 | 1.1 |
| 2023-24 | ASU | 25-23 | 881/35.2 | 159-396 | .402 | 33-95 | .347 | 86-110 | .782 | 28 | 67 | 95 | 3.8 | 75-1 | 39 | 81 | 5 | 24 | 437 | 17.5 |
| TOTAL FOR ASU | | 25-23 | 881/35.2 | 159-396 | .402 | 33-95 | .347 | 86-110 | .782 | 28 | 67 | 95 | 3.8 | 75-1 | 39 | 81 | 5 | 24 | 437 | 17.5 |
| TOTAL | | 32-23 | 913/28.5 | 162-405 | .400 | 34-99 | .343 | 87-112 | .777 | 30 | 68 | 98 | 3.1 | 76-1 | 39 | 85 | 5 | 27 | 445 | 13.9 |

Single Game Highs

| Statistic | Value | |
|--------------|-------|--|
| Points | 35 | vs Colorado 01/07/24 |
| Rebounds | 9 | vs Washington 02/16/24 |
| Assists | 4 | vs Colorado 01/07/24 |
| Steals | 4 | vs Santa Clara 12/30/23 |
| Blocks | 1 | 5 times |
| FG Made | 11 | vs Colorado 01/07/24, at Washington 01/21/24 |
| FG Attempts | 24 | at UCLA 02/11/24, vs Washington 02/16/24 |
| 3FG Made | 4 | at Washington 01/21/24 |
| 3FG Attempts | 7 | vs UTSA 11/06/23, vs Colorado 01/07/24 |
| FT Made | 11 | vs Colorado 01/07/24 |
| FT Attempts | 12 | vs Colorado 01/07/24, at Washington St. 01/19/24 |



Arizona St. Women's Basketball
Individual Career Summaries
All games

Page 2/9
as of Feb 24, 2024

CRISP, Trayanna

| | | | | Field Goals | | 3-Point | | F-Throws | | Rebounds | | | | | | | | | Scoring | |
|---------|------|-------|-----------|-------------|------|----------|------|----------|------|----------|-----|-----|-----|-------|----|----|-----|-----|---------|------|
| SEASON | TEAM | GP-GS | MIN/AVG | FG-FGA | FG% | 3FG-3FGA | 3FG% | FT-FTA | FT% | OFF | DEF | TOT | AVG | PF-FO | A | TO | BLK | STL | PTS | AVG |
| 2022-23 | ASU | 28-7 | 605/21.6 | 51-170 | .300 | 14-59 | .237 | 36-50 | .720 | 16 | 49 | 65 | 2.3 | 58-1 | 37 | 38 | 1 | 16 | 152 | 5.4 |
| 2023-24 | ASU | 27-24 | 909/33.7 | 118-290 | .407 | 36-109 | .330 | 41-54 | .759 | 19 | 56 | 75 | 2.8 | 50-0 | 59 | 48 | 4 | 38 | 313 | 11.6 |
| TOTAL | | 55-31 | 1514/27.5 | 169-460 | .367 | 50-168 | .298 | 77-104 | .740 | 35 | 105 | 140 | 2.5 | 108-1 | 96 | 86 | 5 | 54 | 465 | 8.5 |

Single Game Highs

| Statistic | Value | |
|--------------|-------|---|
| Points | 23 | vs Washington 02/16/24 |
| Rebounds | 7 | vs Washington 02/16/24 |
| Assists | 6 | vs Idaho St. 11/19/23 |
| Steals | 4 | vs Santa Clara 12/30/23, vs Stanford 01/26/24 |
| Blocks | 1 | 5 times |
| FG Made | 10 | vs Washington 02/16/24 |
| FG Attempts | 22 | vs Washington 02/16/24 |
| 3FG Made | 4 | vs Grand Canyon 12/08/23 |
| 3FG Attempts | 7 | 5 times |
| FT Made | 7 | vs Colorado 01/07/24 |
| FT Attempts | 8 | vs Colorado 01/07/24 |

HUNT, Treasure

| | | | | Field Goals | | 3-Point | | F-Throws | | Rebounds | | | | | | | | | | Scoring | |
|---------------|------|-------|-----------|-------------|------|----------|------|----------|------|----------|-----|-----|-----|-------|----|-----|-----|-----|-----|---------|--|
| SEASON | TEAM | GP-GS | MIN/AVG | FG-FGA | FG% | 3FG-3FGA | 3FG% | FT-FTA | FT% | OFF | DEF | TOT | AVG | PF-FO | A | TO | BLK | STL | PTS | AVG | |
| 2020-21 | UK | 15-1 | 195/13.0 | 21-62 | .339 | 10-32 | .313 | 4-6 | .667 | 10 | 22 | 32 | 2.1 | 16-0 | 10 | 13 | 5 | 4 | 56 | 3.7 | |
| 2021-22 | UK | 30-29 | 715/23.8 | 74-209 | .354 | 17-66 | .258 | 42-79 | .532 | 57 | 82 | 139 | 4.6 | 49-0 | 42 | 50 | 21 | 16 | 207 | 6.9 | |
| 2022-23 | ASU | 27-27 | 919/34.1 | 103-344 | .299 | 28-118 | .237 | 71-103 | .689 | 41 | 123 | 164 | 6.1 | 49-1 | 20 | 48 | 22 | 25 | 305 | 11.3 | |
| 2023-24 | ASU | 11-3 | 223/20.3 | 30-74 | .405 | 8-28 | .286 | 8-13 | .615 | 8 | 30 | 38 | 3.5 | 24-0 | 9 | 19 | 3 | 7 | 76 | 6.9 | |
| TOTAL FOR ASU | | 38-30 | 1143/30.1 | 133-418 | .318 | 36-146 | .247 | 79-116 | .681 | 49 | 153 | 202 | 5.3 | 73-1 | 29 | 67 | 25 | 32 | 381 | 10.0 | |
| TOTAL | | 83-60 | 2053/24.7 | 228-689 | .331 | 63-244 | .258 | 125-201 | .622 | 116 | 257 | 373 | 4.5 | 138-1 | 81 | 130 | 51 | 52 | 644 | 7.8 | |

Single Game Highs

| Statistic | Value | |
|--------------|-------|--|
| Points | 24 | vs Arizona 01/22/23 |
| Rebounds | 15 | at New Mexico 11/20/22 |
| Assists | 5 | vs Presbyterian 11/09/21 |
| Steals | 3 | vs Florida 01/20/22, vs California 02/10/23 |
| Blocks | 2 | 14 times |
| FG Made | 8 | vs High Point 11/25/23 |
| FG Attempts | 18 | at Stanford 12/31/22 |
| 3FG Made | 3 | 6 times |
| 3FG Attempts | 9 | at Arizona 12/29/22 |
| FT Made | 9 | vs Arizona 01/22/23 |
| FT Attempts | 10 | vs DePaul 12/09/21, at Montana St. 11/15/22, vs Arizona 01/22/23 |



Arizona St. Women's Basketball
Individual Career Summaries
All games

Page 3/9
as of Feb 24, 2024

MAGOLICO, Sandra

| | | | | Field Goals | | 3-Point | | F-Throws | | Rebounds | | | | | | | | | Scoring | |
|---------|------|-------|---------|-------------|------|----------|------|----------|------|----------|-----|-----|-----|-------|---|----|-----|-----|---------|-----|
| SEASON | TEAM | GP-GS | MIN/AVG | FG-FGA | FG% | 3FG-3FGA | 3FG% | FT-FTA | FT% | OFF | DEF | TOT | AVG | PF-FO | A | TO | BLK | STL | PTS | AVG |
| 2023-24 | ASU | 21-3 | 191/9.1 | 10-32 | .313 | 0-1 | .000 | 3-19 | .158 | 11 | 26 | 37 | 1.8 | 15-0 | 3 | 10 | 0 | 5 | 23 | 1.1 |
| TOTAL | | 21-3 | 191/9.1 | 10-32 | .313 | 0-1 | .000 | 3-19 | .158 | 11 | 26 | 37 | 1.8 | 15-0 | 3 | 10 | 0 | 5 | 23 | 1.1 |

Single Game Highs

| Statistic | Value | |
|--------------|-------|---|
| Points | 8 | vs South Fla. 11/24/23 |
| Rebounds | 7 | vs South Fla. 11/24/23 |
| Assists | 1 | vs UTSA 11/06/23, vs San Francisco 11/13/23, vs High Point 11/25/23 |
| Steals | 3 | vs South Fla. 11/24/23 |
| FG Made | 4 | vs South Fla. 11/24/23 |
| FG Attempts | 7 | vs South Fla. 11/24/23 |
| 3FG Attempts | 1 | vs South Fla. 11/24/23 |
| FT Made | 2 | vs High Point 11/25/23 |
| FT Attempts | 5 | vs South Fla. 11/24/23 |

MILLER, Hanna

| | | | | Field Goals | | 3-Point | | F-Throws | | Rebounds | | | | | | | | | Scoring | |
|---------|------|-------|---------|-------------|-------|----------|-------|----------|------|----------|-----|-----|-----|-------|---|----|-----|-----|---------|-----|
| SEASON | TEAM | GP-GS | MIN/AVG | FG-FGA | FG% | 3FG-3FGA | 3FG% | FT-FTA | FT% | OFF | DEF | TOT | AVG | PF-FO | A | TO | BLK | STL | PTS | AVG |
| 2023-24 | ASU | 3-0 | 3/1.2 | 1-1 | 1.000 | 1-1 | 1.000 | 1-2 | .500 | 0 | 0 | 0 | 0.0 | 0-0 | 0 | 0 | 0 | 0 | 4 | 1.3 |
| TOTAL | | 3-0 | 3/1.2 | 1-1 | 1.000 | 1-1 | 1.000 | 1-2 | .500 | 0 | 0 | 0 | 0.0 | 0-0 | 0 | 0 | 0 | 0 | 4 | 1.3 |

Single Game Highs

| Statistic | Value | |
|--------------|-------|-----------------------|
| Points | 4 | vs Idaho St. 11/19/23 |
| FG Made | 1 | vs Idaho St. 11/19/23 |
| FG Attempts | 1 | vs Idaho St. 11/19/23 |
| 3FG Made | 1 | vs Idaho St. 11/19/23 |
| 3FG Attempts | 1 | vs Idaho St. 11/19/23 |
| FT Made | 1 | vs Idaho St. 11/19/23 |
| FT Attempts | 2 | vs Idaho St. 11/19/23 |



Arizona St. Women's Basketball
Individual Career Summaries
All games

Page 4/9
as of Feb 24, 2024

MILLER, Mallory

| | | | | Field Goals | | 3-Point | | F-Throws | | Rebounds | | | | | | | | | | Scoring | |
|---------|------|-------|----------|-------------|------|----------|------|----------|------|----------|-----|-----|-----|-------|---|----|-----|-----|--|---------|-----|
| SEASON | TEAM | GP-GS | MIN/AVG | FG-FGA | FG% | 3FG-3FGA | 3FG% | FT-FTA | FT% | OFF | DEF | TOT | AVG | PF-FO | A | TO | BLK | STL | | PTS | AVG |
| 2023-24 | ASU | 23-0 | 303/13.2 | 27-109 | .248 | 8-39 | .205 | 6-9 | .667 | 20 | 42 | 62 | 2.7 | 31-0 | 5 | 21 | 11 | 3 | | 68 | 3.0 |
| TOTAL | | 23-0 | 303/13.2 | 27-109 | .248 | 8-39 | .205 | 6-9 | .667 | 20 | 42 | 62 | 2.7 | 31-0 | 5 | 21 | 11 | 3 | | 68 | 3.0 |

Single Game Highs

| Statistic | Value | |
|--------------|-------|---|
| Points | 15 | at Washington St. 01/19/24 |
| Rebounds | 10 | vs Washington 02/16/24 |
| Assists | 1 | 5 times |
| Steals | 1 | vs Pacific 12/01/23, at Washington St. 01/19/24, vs Washington St. 02/18/24 |
| Blocks | 3 | vs Washington 02/16/24 |
| FG Made | 6 | at Washington St. 01/19/24 |
| FG Attempts | 16 | at Washington St. 01/19/24 |
| 3FG Made | 3 | at Washington St. 01/19/24 |
| 3FG Attempts | 7 | at Washington St. 01/19/24 |
| FT Made | 3 | vs Washington 02/16/24 |
| FT Attempts | 4 | vs Washington 02/16/24 |

NOVOSEL, Adison

| | | | | Field Goals | | 3-Point | | F-Throws | | Rebounds | | | | | | | | | | Scoring | |
|---------------|-------|-------|----------|-------------|------|----------|------|----------|------|----------|-----|-----|-----|-------|----|----|-----|-----|--|---------|-----|
| SEASON | TEAM | GP-GS | MIN/AVG | FG-FGA | FG% | 3FG-3FGA | 3FG% | FT-FTA | FT% | OFF | DEF | TOT | AVG | PF-FO | A | TO | BLK | STL | | PTS | AVG |
| 2021-22 | SF-PA | 7-0 | 12/1.7 | 3-4 | .750 | 2-3 | .667 | 0-0 | .000 | 1 | 1 | 2 | 0.3 | 0-0 | 1 | 1 | 0 | 1 | | 8 | 1.1 |
| 2022-23 | SF-PA | 28-25 | 575/20.5 | 35-132 | .265 | 29-120 | .242 | 3-6 | .500 | 12 | 35 | 47 | 1.7 | 32-0 | 12 | 16 | 5 | 15 | | 102 | 3.6 |
| 2023-24 | ASU | 18-0 | 161/8.9 | 6-28 | .214 | 6-25 | .240 | 0-0 | .000 | 0 | 15 | 15 | 0.8 | 14-0 | 4 | 0 | 0 | 4 | | 18 | 1.0 |
| TOTAL FOR ASU | | 18-0 | 161/8.9 | 6-28 | .214 | 6-25 | .240 | 0-0 | .000 | 0 | 15 | 15 | 0.8 | 14-0 | 4 | 0 | 0 | 4 | | 18 | 1.0 |
| TOTAL | | 53-25 | 748/14.1 | 44-164 | .268 | 37-148 | .250 | 3-6 | .500 | 13 | 51 | 64 | 1.2 | 46-0 | 17 | 17 | 5 | 20 | | 128 | 2.4 |

Single Game Highs

| Statistic | Value | |
|--------------|-------|---|
| Points | 12 | vs Central Conn. St. 01/28/23 |
| Rebounds | 6 | at Xavier 11/13/22, at Sacred Heart 02/09/23 |
| Assists | 3 | at Marquette 11/27/22 |
| Steals | 3 | vs Coppin St. 12/11/22 |
| Blocks | 1 | 5 times |
| FG Made | 4 | vs Central Conn. St. 01/28/23 |
| FG Attempts | 9 | at Central Conn. St. 01/08/23 |
| 3FG Made | 4 | vs Central Conn. St. 01/28/23 |
| 3FG Attempts | 8 | vs Towson 11/19/22, at Central Conn. St. 01/08/23 |
| FT Made | 1 | at Michigan 11/11/22, at Xavier 11/13/22, vs Merrimack 02/04/23 |
| FT Attempts | 2 | at Michigan 11/11/22, at Xavier 11/13/22, vs Merrimack 02/04/23 |



Arizona St. Women's Basketball
Individual Career Summaries
All games

Page 5/9
as of Feb 24, 2024

RADOCAJ, Marina

| | | | | Field Goals | | 3-Point | | F-Throws | | Rebounds | | | | | | | | | Scoring | |
|---------|------|-------|---------|-------------|------|----------|------|----------|------|----------|-----|-----|-----|-------|---|----|-----|-----|---------|-----|
| SEASON | TEAM | GP-GS | MIN/AVG | FG-FGA | FG% | 3FG-3FGA | 3FG% | FT-FTA | FT% | OFF | DEF | TOT | AVG | PF-FO | A | TO | BLK | STL | PTS | AVG |
| 2023-24 | ASU | 6-0 | 20/3.3 | 1-3 | .333 | 1-2 | .500 | 0-0 | .000 | 1 | 3 | 4 | 0.7 | 3-0 | 0 | 1 | 0 | 1 | 3 | 0.5 |
| TOTAL | | 6-0 | 20/3.3 | 1-3 | .333 | 1-2 | .500 | 0-0 | .000 | 1 | 3 | 4 | 0.7 | 3-0 | 0 | 1 | 0 | 1 | 3 | 0.5 |

Single Game Highs

| Statistic | Value | |
|--------------|-------|---|
| Points | 3 | vs UTSA 11/06/23 |
| Rebounds | 3 | vs Montana St. 11/10/23 |
| Steals | 1 | vs UTSA 11/06/23 |
| FG Made | 1 | vs UTSA 11/06/23 |
| FG Attempts | 2 | vs UTSA 11/06/23 |
| 3FG Made | 1 | vs UTSA 11/06/23 |
| 3FG Attempts | 1 | vs UTSA 11/06/23, vs Montana St. 11/10/23 |

ROBINSON, Jaylah

| | | | | Field Goals | | 3-Point | | F-Throws | | Rebounds | | | | | | | | | Scoring | |
|---------|------|-------|---------|-------------|------|----------|------|----------|------|----------|-----|-----|-----|-------|---|----|-----|-----|---------|-----|
| SEASON | TEAM | GP-GS | MIN/AVG | FG-FGA | FG% | 3FG-3FGA | 3FG% | FT-FTA | FT% | OFF | DEF | TOT | AVG | PF-FO | A | TO | BLK | STL | PTS | AVG |
| 2022-23 | ASU | 1-0 | 1/1.5 | 0-0 | .000 | 0-0 | .000 | 0-0 | .000 | 0 | 0 | 0 | 0.0 | 0-0 | 0 | 2 | 0 | 0 | 0 | 0.0 |
| TOTAL | | 1-0 | 1/1.5 | 0-0 | .000 | 0-0 | .000 | 0-0 | .000 | 0 | 0 | 0 | 0.0 | 0-0 | 0 | 2 | 0 | 0 | 0 | 0.0 |



Arizona St. Women's Basketball
Individual Career Summaries
All games

Page 6/9
as of Feb 24, 2024

SIMMONS, Jaddan

| SEASON | TEAM | GP-GS | MIN/AVG | Field Goals | | 3-Point | | F-Throws | | Rebounds | | | | | | | | | Scoring | |
|---------|------|---------|-----------|-------------|------|----------|------|----------|------|----------|-----|-----|-----|-------|-----|-----|-----|-----|---------|------|
| | | | | FG-FGA | FG% | 3FG-3FGA | 3FG% | FT-FTA | FT% | OFF | DEF | TOT | AVG | PF-FO | A | TO | BLK | STL | PTS | AVG |
| 2020-21 | ASU | 24-24 | 725/30.2 | 76-225 | .338 | 11-62 | .177 | 96-121 | .793 | 26 | 50 | 76 | 3.2 | 38-0 | 65 | 49 | 4 | 27 | 259 | 10.8 |
| 2021-22 | ASU | 26-26 | 760/29.2 | 77-196 | .393 | 21-65 | .323 | 75-105 | .714 | 23 | 66 | 89 | 3.4 | 56-1 | 73 | 46 | 10 | 43 | 250 | 9.6 |
| 2022-23 | ASU | 27-27 | 997/36.9 | 115-304 | .378 | 16-57 | .281 | 90-119 | .756 | 49 | 75 | 124 | 4.6 | 74-1 | 84 | 55 | 18 | 50 | 336 | 12.4 |
| 2023-24 | ASU | 27-26 | 1001/37.1 | 79-223 | .354 | 10-30 | .333 | 102-130 | .785 | 39 | 79 | 118 | 4.4 | 57-0 | 91 | 57 | 11 | 48 | 270 | 10.0 |
| TOTAL | | 104-103 | 3483/33.5 | 347-948 | .366 | 58-214 | .271 | 363-475 | .764 | 137 | 270 | 407 | 3.9 | 225-2 | 313 | 207 | 43 | 168 | 1115 | 10.7 |

Single Game Highs

| Statistic | Value | |
|--------------|-------|--|
| Points | 26 | vs Pacific 12/01/23 |
| Rebounds | 10 | vs UCLA 03/01/23 |
| Assists | 8 | vs Fresno St. 12/20/23 |
| Steals | 6 | vs California 02/10/23 |
| Blocks | 3 | vs Northern Ariz. 11/07/22 |
| FG Made | 9 | vs Washington St. 01/27/23 |
| FG Attempts | 19 | vs UCLA 03/01/23 |
| 3FG Made | 3 | 4 times |
| 3FG Attempts | 8 | at Southern California 01/31/21 |
| FT Made | 11 | vs Arizona 01/22/23 |
| FT Attempts | 14 | vs Arizona 01/22/23, vs Pacific 12/01/23 |



Arizona St. Women's Basketball
Individual Career Summaries
All games

Page 7/9
as of Feb 24, 2024

SKINNER, Tyi

| | | | | Field Goals | | 3-Point | | F-Throws | | Rebounds | | | | | | | | | Scoring | |
|---------------|------|-------|-----------|-------------|------|----------|------|----------|------|----------|-----|-----|-----|-------|-----|-----|-----|-----|---------|------|
| SEASON | TEAM | GP-GS | MIN/AVG | FG-FGA | FG% | 3FG-3FGA | 3FG% | FT-FTA | FT% | OFF | DEF | TOT | AVG | PF-FO | A | TO | BLK | STL | PTS | AVG |
| 2020-21 | UD | 29-2 | 588/20.3 | 80-240 | .333 | 30-121 | .248 | 64-80 | .800 | 13 | 33 | 46 | 1.6 | 59-0 | 51 | 59 | 2 | 25 | 254 | 8.8 |
| 2021-22 | UD | 32-30 | 1080/33.7 | 139-405 | .343 | 66-187 | .353 | 66-84 | .786 | 19 | 71 | 90 | 2.8 | 68-2 | 105 | 86 | 3 | 25 | 410 | 12.8 |
| 2022-23 | ASU | 28-28 | 1025/36.6 | 175-485 | .361 | 68-196 | .347 | 121-155 | .781 | 16 | 61 | 77 | 2.8 | 82-2 | 67 | 77 | 3 | 48 | 539 | 19.3 |
| TOTAL FOR ASU | | 28-28 | 1025/36.6 | 175-485 | .361 | 68-196 | .347 | 121-155 | .781 | 16 | 61 | 77 | 2.8 | 82-2 | 67 | 77 | 3 | 48 | 539 | 19.3 |
| TOTAL | | 89-60 | 2693/30.3 | 394-1130 | .349 | 164-504 | .325 | 251-319 | .787 | 48 | 165 | 213 | 2.4 | 209-4 | 223 | 222 | 8 | 98 | 1203 | 13.5 |

Single Game Highs

| Statistic | Value | |
|--------------|-------|---|
| Points | 29 | at Grand Canyon 11/30/22, vs Missouri 12/04/22 |
| Rebounds | 10 | at California 01/02/23 |
| Assists | 7 | 5 times |
| Steals | 4 | at Montana St. 11/15/22, vs Stanford 02/12/23, vs Colorado 02/17/23 |
| Blocks | 1 | 8 times |
| FG Made | 10 | at Towson 03/03/22, at Arizona 12/29/22, at UCLA 02/05/23 |
| FG Attempts | 29 | vs Oregon St. 01/08/23 |
| 3FG Made | 6 | vs Missouri 12/04/22, at UCLA 02/05/23 |
| 3FG Attempts | 14 | vs Oregon St. 01/08/23 |
| FT Made | 15 | at Grand Canyon 11/30/22 |
| FT Attempts | 17 | at Grand Canyon 11/30/22 |

SOUSA, Isadora

| | | | | Field Goals | | 3-Point | | F-Throws | | Rebounds | | | | | | | | | | Scoring | |
|---------|------|-------|----------|-------------|------|----------|------|----------|------|----------|-----|-----|-----|-------|----|----|-----|-----|-----|---------|--|
| SEASON | TEAM | GP-GS | MIN/AVG | FG-FGA | FG% | 3FG-3FGA | 3FG% | FT-FTA | FT% | OFF | DEF | TOT | AVG | PF-FO | A | TO | BLK | STL | PTS | AVG | |
| 2021-22 | ASU | 7-0 | 70/10.0 | 4-16 | .250 | 2-11 | .182 | 2-4 | .500 | 3 | 8 | 11 | 1.6 | 6-0 | 4 | 11 | 3 | 0 | 12 | 1.7 | |
| 2022-23 | ASU | 23-7 | 348/15.1 | 30-67 | .448 | 4-16 | .250 | 11-16 | .688 | 21 | 54 | 75 | 3.3 | 23-0 | 25 | 16 | 2 | 12 | 75 | 3.3 | |
| 2023-24 | ASU | 16-15 | 362/22.6 | 32-63 | .508 | 14-28 | .500 | 7-17 | .412 | 12 | 50 | 62 | 3.9 | 36-0 | 18 | 15 | 3 | 14 | 85 | 5.3 | |
| TOTAL | | 46-22 | 780/17.0 | 66-146 | .452 | 20-55 | .364 | 20-37 | .541 | 36 | 112 | 148 | 3.2 | 65-0 | 47 | 42 | 8 | 26 | 172 | 3.7 | |

Single Game Highs

| Statistic | Value | |
|--------------|-------|--|
| Points | 16 | vs Washington 02/16/24 |
| Rebounds | 12 | vs American 11/25/22 |
| Assists | 4 | vs UCLA 03/01/23 |
| Steals | 3 | vs Colorado 01/07/24 |
| Blocks | 1 | 8 times |
| FG Made | 5 | at Washington St. 01/19/24, vs Washington 02/16/24 |
| FG Attempts | 10 | at Washington St. 01/19/24 |
| 3FG Made | 4 | vs California 01/28/24 |
| 3FG Attempts | 5 | at Arizona 02/04/24 |
| FT Made | 5 | at New Mexico 11/20/22 |
| FT Attempts | 6 | at New Mexico 11/20/22, vs Washington 02/16/24 |



Arizona St. Women's Basketball
Individual Career Summaries
All games

Page 8/9
as of Feb 24, 2024

THOMPSON, Journey

| | | | | Field Goals | | 3-Point | | F-Throws | | Rebounds | | | | | | | | | | Scoring | |
|---------|------|-------|----------|-------------|------|----------|------|----------|------|----------|-----|-----|-----|-------|----|----|-----|-----|-----|---------|--|
| SEASON | TEAM | GP-GS | MIN/AVG | FG-FGA | FG% | 3FG-3FGA | 3FG% | FT-FTA | FT% | OFF | DEF | TOT | AVG | PF-FO | A | TO | BLK | STL | PTS | AVG | |
| 2022-23 | ASU | 13-3 | 142/10.9 | 17-39 | .436 | 0-0 | .000 | 9-10 | .900 | 12 | 27 | 39 | 3.0 | 19-0 | 1 | 7 | 6 | 6 | 43 | 3.3 | |
| 2023-24 | ASU | 27-23 | 585/21.7 | 63-181 | .348 | 0-1 | .000 | 27-47 | .574 | 55 | 75 | 130 | 4.8 | 81-3 | 14 | 39 | 15 | 24 | 153 | 5.7 | |
| TOTAL | | 40-26 | 727/18.2 | 80-220 | .364 | 0-1 | .000 | 36-57 | .632 | 67 | 102 | 169 | 4.2 | 100-3 | 15 | 46 | 21 | 30 | 196 | 4.9 | |

Single Game Highs

| Statistic | Value | |
|--------------|-------|---|
| Points | 16 | at Oregon St. 01/14/24 |
| Rebounds | 13 | vs Stanford 01/26/24 |
| Assists | 3 | vs Stanford 01/26/24, at Southern California 02/09/24 |
| Steals | 4 | vs Fresno St. 12/20/23, at Oregon St. 01/14/24 |
| Blocks | 2 | 4 times |
| FG Made | 7 | at Oregon St. 01/14/24 |
| FG Attempts | 18 | at Oregon St. 01/14/24 |
| 3FG Attempts | 1 | vs Montana St. 11/10/23 |
| FT Made | 6 | vs San Francisco 11/13/23 |
| FT Attempts | 7 | vs San Francisco 11/13/23 |

TOURE, Kadidia

| | | | | Field Goals | | 3-Point | | F-Throws | | Rebounds | | | | | | | | | | Scoring | |
|---------------|------|-------|----------|-------------|------|----------|------|----------|------|----------|-----|-----|-----|-------|----|----|-----|-----|-----|---------|--|
| SEASON | TEAM | GP-GS | MIN/AVG | FG-FGA | FG% | 3FG-3FGA | 3FG% | FT-FTA | FT% | OFF | DEF | TOT | AVG | PF-FO | A | TO | BLK | STL | PTS | AVG | |
| 2022-23 | JMU | 21-0 | 166/7.9 | 25-56 | .446 | 1-4 | .250 | 20-28 | .714 | 18 | 23 | 41 | 2.0 | 30-0 | 9 | 18 | 3 | 9 | 71 | 3.4 | |
| 2023-24 | ASU | 27-7 | 507/18.8 | 69-154 | .448 | 0-5 | .000 | 30-51 | .588 | 45 | 67 | 112 | 4.1 | 61-0 | 10 | 25 | 6 | 19 | 168 | 6.2 | |
| TOTAL FOR ASU | | 27-7 | 507/18.8 | 69-154 | .448 | 0-5 | .000 | 30-51 | .588 | 45 | 67 | 112 | 4.1 | 61-0 | 10 | 25 | 6 | 19 | 168 | 6.2 | |
| TOTAL | | 48-7 | 672/14.0 | 94-210 | .448 | 1-9 | .111 | 50-79 | .633 | 63 | 90 | 153 | 3.2 | 91-0 | 19 | 43 | 9 | 28 | 239 | 5.0 | |

Single Game Highs

| Statistic | Value | |
|--------------|-------|---|
| Points | 22 | vs San Francisco 11/13/23, vs Fresno St. 12/20/23 |
| Rebounds | 14 | vs San Francisco 11/13/23 |
| Assists | 3 | vs Idaho St. 11/19/23 |
| Steals | 3 | 4 times |
| Blocks | 2 | vs Liberty 11/23/22, vs Pacific 12/01/23, vs Santa Clara 12/30/23 |
| FG Made | 10 | vs Fresno St. 12/20/23 |
| FG Attempts | 15 | at Grambling 11/16/23 |
| 3FG Made | 1 | at Coastal Carolina 01/26/23 |
| 3FG Attempts | 3 | vs San Francisco 11/13/23 |
| FT Made | 6 | at Grambling 11/16/23 |
| FT Attempts | 9 | at Grambling 11/16/23 |



Arizona St. Women's Basketball
Individual Career Summaries
All games

Page 9/9
as of Feb 24, 2024

WIGGINS, Morasha

| | | | | Field Goals | | 3-Point | | F-Throws | | Rebounds | | | | | | | | | Scoring | |
|---------------|------|-------|---------|-------------|------|----------|------|----------|------|----------|-----|-----|-----|-------|---|----|-----|-----|---------|-----|
| SEASON | TEAM | GP-GS | MIN/AVG | FG-FGA | FG% | 3FG-3FGA | 3FG% | FT-FTA | FT% | OFF | DEF | TOT | AVG | PF-FO | A | TO | BLK | STL | PTS | AVG |
| 2021-22 | UNC | 21-0 | 174/8.3 | 10-38 | .263 | 6-19 | .316 | 6-16 | .375 | 12 | 18 | 30 | 1.4 | 19-0 | 5 | 5 | 1 | 8 | 32 | 1.5 |
| 2023-24 | ASU | 6-0 | 76/12.6 | 6-12 | .500 | 0-2 | .000 | 6-9 | .667 | 2 | 6 | 8 | 1.3 | 5-0 | 1 | 4 | 1 | 3 | 18 | 3.0 |
| TOTAL FOR ASU | | 6-0 | 76/12.6 | 6-12 | .500 | 0-2 | .000 | 6-9 | .667 | 2 | 6 | 8 | 1.3 | 5-0 | 1 | 4 | 1 | 3 | 18 | 3.0 |
| TOTAL | | 27-0 | 250/9.2 | 16-50 | .320 | 6-21 | .286 | 12-25 | .480 | 14 | 24 | 38 | 1.4 | 24-0 | 6 | 9 | 2 | 11 | 50 | 1.9 |

Single Game Highs

| Statistic | Value | |
|--------------|-------|--|
| Points | 10 | vs App State 11/17/21 |
| Rebounds | 4 | vs App State 11/17/21, at Grambling 11/16/23 |
| Assists | 1 | 6 times |
| Steals | 2 | vs N.C. A&T 11/09/21 |
| Blocks | 1 | at Wake Forest 02/03/22, vs High Point 11/25/23 |
| FG Made | 3 | vs App State 11/17/21 |
| FG Attempts | 6 | vs App State 11/17/21, vs San Francisco 11/13/23 |
| 3FG Made | 2 | vs App State 11/17/21 |
| 3FG Attempts | 3 | vs App State 11/17/21, vs Virginia 01/20/22, vs Duke 02/27/22 |
| FT Made | 4 | vs San Francisco 11/13/23 |
| FT Attempts | 4 | vs App State 11/17/21, vs Washington 11/27/21, vs San Francisco 11/13/23 |