

2023 Sun Devil Baseball

GAME NOTES - OREGON

#17/12 ARIZONA ST.

28-13 (13-4 Pac-12)

@ASU_Baseball

@TheSunDevils

WEEK ELEVEN

APRIL 28-30

5 p.m./3 p.m./12 p.m. AZT

PK Park

Eugene, Ore.

WATCH: Oregon Live Stream

LISTEN: KDUS 1060 AM

#23/20 OREGON

28-12 (11-7 Pac-12)

@BeaverBaseball

@BeaverAthletics



ASU_BASEBALL



SUN DEVIL BASEBALL



ASU_BASEBALL

MEDIA RELATIONS CONTACT

Jeremy Hawkes

jrhawkes@asu.edu | C:520-403-0121 | O:480-965-9544

#10THINGS (Twitter-Friendly Notes)

1. Khristian Curtis has allowed three or fewer earned runs in five consecutive starts, going at least five innings in four of those.
2. ASU has scored five or more runs in an inning on 11 different occasions this season and has scored 44 runs in the eighth inning of games.
3. ASU is 5-2 in 1-run games this season, a notable tally as ASU went just 1-7 in 1-score games last year. The team is 15-4 in games decided by 3 runs or less.
4. Ross Dunn has allowed just a .341 slugging percentage against him this year with just 12 extra base hits allowed - fifth-best in the league.
5. Luke Keaschall is one of just two players in the nation with 20 doubles and 10 homers this season, and just the 8th ASU player to do it since 1998.
6. Jacob Tobias has posted a team-leading 48 RBIs this season that are second in the Pac-12 conference and notable as he had just 29 for the season last year.
7. The Sun Devils have trailed at some point in 14 of the team's last 19 victories and in 16 of the squad's victories overall.
8. Nolan Lebamoff enters the weekend having not allowed an earned run in 16 of his last 18 appearances after allowing three in the first two.
9. The Sun Devils have seven players with 20 or more RBIs this season - second in the Pac-12 behind Stanford (8).
10. The Sun Devils and Stanford are the only teams in the Pac-12 with six different players with six or more homers this season.

#BYTHENUMBERS

Luke Keaschall is second in the nation with 21 doubles this season - five more than any other player in the Pac-12. He is one of just two players in the country with 20 doubles and 10 homers on the year. In doing so, he becomes the third Sun Devil under Willie Bloomquist to accomplish that feat - notable as it happened just five times from 1998-2021. Keaschall's .851 slugging percentage in Pac-12-only games is nearly .150 points higher than any other player in the league. His 33 overall extra-base hits are three more than any other player in the league.

The Sun Devils have shown an ability to be successful in close games, going 15-4 this season in games decided by three runs or less. A year ago the team was 14-16 in those games. More notably, ASU is 5-2 in one run games this season after going 1-7 in those games last year. ASU has also been impressive in its single-game midweek tilts this year, going 8-4 in such games despite Wednesday's loss. ASU was 5-7 in single-game midweek tilts last season. ASU has trailed in 14 of its last 18 victories and trailed by three or more runs in eight wins this year - including two 7-run comebacks.

Nick McLain has been every bit as advertised, recording at least one base hit in all nine of his collegiate games during his redshirt freshman season since entering the lineup against GCU. In doing so, he becomes the first freshman since at least 1998 to start his collegiate ASU career with hits in their first nine games. He is slugging .737 with three homers and three doubles, recording both from both sides of the plate. He is reaching base at a .511 clip thanks to his seven walks as well - compared to just seven strikeouts. On the season, he is batting .421 marking him the third freshman batting at least .300 on the year.

Twelve different players have logged a home run for ASU and 10 have multiple home runs. **ASU and Stanford are the only teams in the Pac-12 with six different players with six or more homers this season.** The 8 Sun Devils with 3+ home runs this season are the most in the Pac-12. ASU has finally started to get pumps with runners on base. 28 of the last 43 Sun Devil home runs this season have come with runners on base after 14 of the first 17 this season were solo shots. Of the 14 other homers in the last 43, 11 were leadoff homers, not giving ASU a chance.

2023 SUN DEVIL BASEBALL SCHEDULE

Date	Opponent	Time/Score
Feb. 17	San Diego State*	W 6-5
Feb. 18	San Diego State*	W 5-3
Feb. 19	San Diego State*	W 1-6
Feb. 21	UNLV	W 6-3
Feb. 24	at Mississippi State	W 13-4
Feb. 25	at Mississippi State	L 1-5
Feb. 26	at Mississippi State	L 3-16
Mar. 1	North Dakota State	W 10-9
Mar. 3	UC Irvine	L 6-16
Mar. 4	UC Irvine	L 9-10
Mar. 5	UC Irvine	L 2-7
Mar. 7	at #13 Oklahoma State	L 4-8
Mar. 8	at #13 Oklahoma State	L 4-7
Mar. 10	UC Davis	W 7-1
Mar. 11	UC Davis	W 6-4
Mar. 12	UC Davis	W 17-4
Mar. 14	Utah Tech	W 9-1
Mar. 17	at Utah*	W 9-7
Mar. 18	at Utah*	W 15-9
Mar. 19	at Utah*	L 6-11
Mar. 21	#25 Grand Canyon	W 11-1
Mar. 24	Arizona*	W 6-5
Mar. 25	Arizona*	W 7-4
Mar. 26	Arizona*	W 10-6
Mar. 28	at UNLV	W 6-2
Mar. 31	at California*	W 4-1
Apr. 1	at California*	L 4-5
Apr. 2	at California*	W 15-10
Apr. 4	Seattle	W 11-6
Apr. 6	Washington State*	W 6-5
Apr. 7	Washington State*	W 6-2
Apr. 8	Washington State*	W 4-1
Apr. 11	at Grand Canyon	W 13-10
Apr. 14	at Washington*	L 3-8
Apr. 15	at Washington*	W 8-6
Apr. 19	at Arizona	L 0-20
Apr. 21	#21 Oregon State*	L 11-13
Apr. 22	#21 Oregon State*	W 11-7
Apr. 23	#21 Oregon State*	W 12-10
Apr. 25	Cal State Fullerton	W 9-1
Apr. 26	Cal State Fullerton	L 8-11
Apr. 28	at #23 Oregon*	5:05 PM
Apr. 29	at #23 Oregon*	2:05 PM
Apr. 30	at #23 Oregon*	12:05 PM
May 5	Stanford*	6:30 PM
May 6	Stanford*	6:30 PM
May 7	Stanford*	12:30 PM
May 12	at USC*	6:30 PM
May 13	at USC*	6:30 PM
May 14	at USC*	1:00 PM
May 15	at UC Riverside	2:00 PM
May 18	UCLA*	7:00 PM
May 19	UCLA*	6:00 PM
May 20	UCLA*	12:00 PM
May 23	Conference Tournament	TBD
May 24	Conference Tournament	TBD
May 25	Conference Tournament	TBD
May 26	Conference Tournament	TBD
May 27	Conference Tournament	TBD

All times Arizona time

* - Indicates a Pac-12 Conference game

- Indicates a Pac-12 Network Game

^ - Indicates a Pac-12 Live Stream Game

PROJECTED STARTERS

ASU	ERA	W-L	IP	SO	BB	Opp. Avg
RHP Jonah Giblein	5.09	1-0	35.1	27	13	.275
RHP Khristian Curtis	5.59	4-2	46.2	48	27	.255
LHP Ross Dunn	4.40	4-3	45.0	67	31	.234

ORE	ERA	W-L	IP	SO	BB	Opp. Avg
RHP Jace Stoffal	3.02	5-2	50.2	49	21	.186
RHP Logan Mercado	6.29	3-0	44.1	45	28	.204
TBD						

2023 Sun Devil Baseball

QUICK FACTS/MEDIA INFORMATION

GENERAL INFORMATION

Location.....	Tempe, Ariz.
Founded.....	1885
Enrollment.....	140,759
Nickname.....	Sun Devils
School Colors.....	Maroon and Gold
Home Field.....	Phoenix Municipal Stadium
Capacity.....	5,300
Muni Dimensions.....	Lines: 333 (LF) 334 (RF) Alleys: 385 CF: 395
Surface.....	Grass
Affiliation.....	NCAA Div. I
Conference.....	Pac-12
President.....	Dr. Michael Crow
VP of Athletics.....	Ray Anderson
Athletic Dept. Phone.....	(480) 965-3482
Ticket Office Phone.....	(480) 727-0000
Athletics Department Address.....	
	Carson Student-Athlete Center
	500 East Veteran's Way
	P.O. Box 872505
	Tempe, AZ 85287-2505

PROGRAM HISTORY

First Year of Baseball.....	1907 (7-2)
Start of NCAA Baseball.....	1959 (28-18-1)
All-Time Record.....	2997-1535-8 (661)*
Modern Era Record (Since Joining NCAA).....	2664-1190-4*
National Championships.....	5 (165, '67, '69, '77, '81)
Years in CWS/Last.....	22 (2010)*
All-Time CWS Record.....	61-38 (616)*
NCAA Appearances/Last.....	41 (2021)*
NCAA Tournament Record.....	171-82 (676)*
Best Record All-time.....	64-6 (.914) - 1972
Last All-Americans.....	2022 (2)
	Joe Lampe (Perfect Game, Third Team)
	Nate Baez (Collegiate Baseball, Third Team)

*- ASU vacated 44 wins, the Pac-10 title and the College World Series appearance from 2007. Records do not reflect the vacations.

COACHING STAFF

Head Coach.....	Willie Bloomquist (2nd Year)
Alma Mater.....	Arizona State (1999)
Career Record/Record at ASU (Years).....	54-45 (2nd Season)
Assistant Coach.....	Mike Goff (2nd Season)
Assistant Coach/Pitching/Recruiting.....	Sam Peraza (2nd Season)
Assistant Coach.....	Dan Jaffe (1st Season)
Director of Player Development/Assistant Recruiting Coord.....	Travis Buck (2nd Season)
Director of Operations.....	Mike Porcaro (2nd Season)
Strength & Conditioning.....	Ted Henson (1st Season)
Athletic Trainer.....	Jesse Lowman (9th Season)
Dir. of Community Relations.....	Armando Flores (16th Season)

SPORTS INFORMATION

Baseball Contact.....	Jeremy Hawkes (7th Season) (BSB)/11th Season)
Office.....	480-965-9544
Cell.....	520-403-0121
E-Mail.....	jdhawkes@asu.edu
Director of Sports Information.....	Doug Tammara
Email.....	tammara@asu.edu

2022 RECAP

Overall Record.....	26-32
Conference record.....	13-17
Home record.....	19-13
Away record.....	6-17
Neutral site record.....	1-2
Postseason.....	Pac-12 Tournament (T-5th)
Final national finish.....	--
Conference finish.....	8th
Players Drafted.....	6

MEDIA INFORMATION

Credentials

All credential requests should be sent via email to Jeremy Hawkes (jdhawkes@asu.edu).

Interview Policy

Sun Devil Baseball's weekly media availability with vary week-to-week based on the season's schedule. Media Relations Director Jeremy Hawkes will reach out each week to confirm availability dates. Media planning to attend must contact Jeremy Hawkes (520-403-0121/jdhawkes@asu.edu) ahead of time and inform him of their plans or to be added to the distribution list.

Throughout the season's schedule, ASU will host postgame interviews in the Omaha Room after each game. Media members should request players at the beginning of the ninth inning. Please contact Jeremy Hawkes or a member of the media relations staff in the press box to coordinate those interviews. Media members who wish to schedule an interview outside of practice must contact Jeremy Hawkes.

Photography/Videography

Accommodations for B-Roll purposes at practice can be made through Jeremy Hawkes (jdhawkes@asu.edu). During games, credentials must be worn in plain view throughout the game and all photographers must adhere to painted lines and instructions given by security personnel and/or Arizona State staff members at all times. At no point during game action should a member of the media be on the field of play. Contact Jeremy Hawkes for any details regarding shooting game action.

Media Highlights Policy

Highlights Include Pac-12 Networks/ESPN/FOX network broadcasts (including affiliates such as ABC and ESPNU and CBS sublicensed telecasts), all home hosted non-televised competitions including those that are live streamed and any other sport events in which the Pac-12 controls the exhibition rights. No third-party organization may post competition footage of any Pac-12 game, non-conference home game or other contest for which the Pac-12 controls the media rights on its website without a license to the content from the Pac-12 Networks or its licensing partner (Wazee Digital), with the exception of news window

privileges described below. Alternatively, third parties are permitted to post video on their websites through the use of the Pac-12 Digital embeddable video player (embed code available at <http://video.pac-12.com>). Certified broadcast news outlets may use a maximum of 3 minutes of Pac-12 event footage on their regularly scheduled newscasts during the 48-hour news window following the conclusion of included events. If the highlights from a Pac-12 Networks production do not contain the Pac-12 Networks bug, the news outlet must insert "Courtesy of Pac-12 Networks" over the footage. Excerpts of those newscasts containing these highlights may also be posted to news providers' websites, but must be removed 48 hours after the conclusion of any included event, unless a license for that footage is obtained from Pac-12 Conference or its licensing Partner (Wazee Digital). Highlights may not be posted to YouTube, Facebook, or other social media properties.

2023 Media Coverage

The vast majority the Sun Devils games this season will be available to fans via the Pac-12 Network or the Pac-12 Live Stream online.

The Sun Devil Sports Radio Network is scheduled to broadcast 32-35 Sun Devil Baseball games this season between NBC Sports Radio AM 1060 and other affiliated radio stations. Fans can listen to the broadcasts on the radio or via the TuneIn app on thesundevils.com. Links to the streaming audio can be found on the online baseball schedule.

Tim Healey is set to serve his 25th season as the "Voice of the Sun Devils" on baseball broadcasts and will be joined for the fifth-straight season by color analyst Max Rossiter, who was an all-conference catcher for the Devils from 2012-13.

2023 Sun Devil Baseball

GAME NOTES/ROSTERS

EUGENE -- No. 17/12 Sun Devil Baseball returns to the Pacific Northwest again this weekend for a massive three-game series with huge Pac-12 standing implications against #23/20 Oregon in Eugene beginning on Friday. The series is schedule to get underway at 5 p.m. AZT at PK Park. Saturday is scheduled for a 3 p.m. first pitch before the series concludes Sunday at Noon.

FOLLOW THE ACTION

- All three game will be available via the Oregon Live Stream at: <https://pac-12.com/live/university-oregon>
- All games will be broadcast live over local airwaves on KDUS 1060 AM with Tim Healey and Max Rossiter providing the highlights.
- Fans are always encouraged to follow the Sun Devil Baseball team on social media for any program or schedule updates throughout the week on the Sun Devil Baseball Twitter account: @ASU_Baseball.

HONORING THE PAST

- The Sun Devils will wear black SB and MG tribute patches on batting helmets throughout the 2023 season to honor the loss of two great alumni this past offseason in Sal Bando and Mike Gallagher.

LAST TIME OUT: #21 OREGON STATE/CAL STATE FULLERTON

- It was a historic weekend for the Sun Devils against No. 21/19 Oregon State in Phoenix last weekend as ASU took two-of-three from the Beavers. The victory marked ASU's first series win over a Top-25 opponent (as ranked by D1Baseball) since taking two of three against No. 15 Cal in the 2017 season.
- ASU recorded double digit runs in all three games of the series - the first time the Beavers had allowed 10+ runs in three consecutive games since Feb. 2-4, 2001 at CSUN and the first time it had happened in a conference game since May 12-14, 2000 against USC.
- ASU's 34 runs last weekend were tied for the most runs Oregon State has allowed in a three-game series in the last 20 seasons. The Beavers have allowed 30-or-more runs in a three-game series just five times in that span.
- Arizona State forced the Beaver bullpen into allowing 20 runs over 13.1 innings in three games. That was good for a 13.50 ERA with an 0-2 record in decisions. They only struck out 11 Sun Devils and walked nine, allowing a .296 batting average against. That tally is notable as entering the weekend, OSU's bullpen over the month of April was 6-1 with a 1.81 ERA over 59.2 innings. For the season, the Beaver bullpen was 17-2 with a 2.74 ERA.
- ASU's seven home runs in the series were the most Oregon State has given up in a three-game regular season series since Stanford cranked 11 from April 8 - April 10, 2004.
- ASU went on to split its midweek two-game set against Cal State Fullerton, scoring 17 runs in the series starting with a 9-1 rout on Tuesday but simply running out of arms in Wednesday's 11-inning affair as it was forced to hold back pitching for this weekend's series.

ON DECK: OREGON

- The Sun Devils lead the all-time series, 28-16, while the Ducks have paced the way in games played in Eugene, 10-8. ASU eliminated Oregon from the Pac-12 Tournament last season after being swept by the Ducks in the final weekend of the season in Phoenix.
- Oregon has won its last two series, taking two out of three against both Bay Area schools to find itself in third in the Pac-12 and 2.5 games back from the Sun Devils.
- Oregon's Friday night starter, Jace Stoffal has elevated his game on the mound to the point that he claimed back-to-back Pac-12 Pitcher of the Week honors as well as a pair of national pitcher of the week honors after tossing a shutout against No. 7 Stanford. Over a two-week period, Stoffal combined to toss 16 scoreless innings while allowing just four hits with 17 strikeouts and four walks vs. Oregon State and Stanford (both ranked in the top-25 this week).
- Heading into the Arizona State series, OF Tanner Smith already holds nine school records (6 career; 3 single season). He ranks in the top five in career at-bats, games started, runs, hits, home runs, doubles, RBI, base on balls, slugging percentage, on-base percentage, multi-hit games, multi-RBI games and outfield assists.

BUILDING A RESUME

- The Sun Devils series win against Oregon State continues their streak of not having lost a Pac-12 series this season. Arizona State is one of five Power 5 teams that has not lost a conference series this season (No. 2 Wake Forest, Indiana, Maryland, No. 1 LSU, No. 19 ASU).
- ASU bumped up to No. 19 in D1Baseball's poll this week and finds itself ranked across all major polls for the first time this season. The team is as high as fourth in Collegiate Baseball News' poll, 12th in Baseball America, 16th by the NCBWA, 18th in the USA Today Coaches Poll and No. 25 by Perfect Game.
- Entering the series, ASU is No. 32 in the country and the RPI rankings, with potentially its finally five series of the year (including last week against Oregon State and this week against Oregon) being against Top-25 opponents, which will likely improve upon the No. 49 strength of schedule.
- ASU is No. 23 in Warren Nolan's ELO rankings and No. 15 in Boyd's World's ISR rankings.
- The Sun Devils sit atop the Pac-12 standings at 13-4, holding a slim half game advantage over Stanford that will not get made up this season after ASU had a game canceled in the Washington series. Oregon and USC are tied for third at 2.5 games back with UCLA sitting at 3 1/2 games back. Those four teams amek up the remainder of the Sun Devil conference schedule, giving ASU no room to breath down the stretch in the conference race.

GOING CAMP-ING

- Ryan Campos was named to the Golden Spikes Award Midseason Watch List and also tabbed as the Pac-12 Player of the Week following the Washington State series. But the Sun Devils have been without Campos' services for the last eight games and counting while he battles with an oblique strain that will like sideline him through this weekend's series as well
- Campos leads the team and is third in the Pac-12 with an active 31-game reached base streak. He has reached base safely in 68-of-75 (90.6%) of games with the Sun Devils overall.
- Campos is currently eighth among active Division I players with a career batting average of .380. It is the highest career average among active catchers in Division I.
- For the season, Campos is batting .413 - tops in the Pac-12 and 19th in the nation according to the NCAA statistical minimums. It is the second-best average for a catcher in the country behind Virginia's Kyle Teel (.424).
- He also leads the Pac-12 with a .523 OBP - aided by his team-leading 26 walks, which are 8th in the league (despite missing eight games). He sits 7th in the Pac-12 with his .661 slugging percentage as well.
- Campos' 7.9 percent strikeout rate this season is the second-lowest in the Pac-12 while the .46 strikeout-to-walk ratio is tops in the league.
- The sophomore is also fourth in the Pac-12 with 10 runs - despite missing the last eight games for ASU.
- Campos and Stanford's Braden Montgomery are the only players in the Pac-12 ranked in the Top-10 in average, OBP, slugging, runs and walks.

NUMERICAL QUICK ROSTER

No.	Name	Yr.	Pos.	B/T
2	Varnado, Drake	So.	INF	R/R
3	McLain, Nick	So.	OF	S/L
5	Curtis, Khristian	Jr.	RHP	R/R
6	Contrades, Nu'u	Fr.	INF	R/R
7	Hill, Luke	Fr.	INF	R/R
8	Weaver, Jonny	Gr.	INF	R/R
9	Pivaroff, Blake	Jr.	RHP	L/R
10	Bodlovich, Christian	RS Jr.	RHP	R/R
11	Vu, Kien	Fr.	OF	L/L
12	Manning, Timmy	Jr.	LHP	L/L
13	Meyer, Tyler	RS So.	RHP	R/R
14	Crenshaw, Wyatt	Sr.	INF	L/R
15	Newman, Trey	RS Jr.	C	R/R
17	Campos, Ryan	So.	C	L/R
18	Tobias, Jacob	So.	INF	L/R
19	Gardner, Dylan	Jr.	RHP	R/R
21	Rogers, Will	So.	UTL	R/R
22	Vargas, Jose	Fr.	OF	L/R
23	Hernandez, Stephen	Fr.	LHP	L/L
24	Jackson, Isaiah	Fr.	OF	L/R
25	Long, Ethan	Jr.	INF	R/R
26	Cano, Willie	Sr.	INF	R/R
27	Compton, Brandon	Fr.	INF	L/L
28	Humphres, Austin	Fr.	LHP	L/L
29	Stevenson, Owen	Jr.	RHP	R/R
31	Hansell, Josh	Jr.	RHP	R/R
32	Keaschall, Luke	Jr.	INF	R/R
33	Peery, Brock	Jr.	RHP	R/R
35	Beheler, Reese	Fr.	INF	L/R
37	Lebamoff, Nolan	Gr.	RHP	R/R
38	Valdez, Tyler	Jr.	RHP	R/R
39	Wainscott, Jesse	RS Sr.	RHP	R/R
40	Giblin, Jonah	R-So.	RHP	R/R
41	Balholm, Bronson	RS Sr.	C	S/R
45	Hanks, Ryan	Fr.	RHP	R/R
46	Dunn, Ross	Jr.	LHP	R/L
47	Tieding, Matt	RS Jr.	RHP	R/R

ALPHABETICAL QUICK ROSTER

No.	Name	Yr.	Pos.	B/T
48	Armbruester, Will	Sr.	RHP	R/R
41	Balholm, Bronson	RS Sr.	C	S/R
35	Beheler, Reese	Fr.	INF	L/R
10	Bodlovich, Christian	RS Jr.	RHP	R/R
17	Campos, Ryan	So.	C	L/R
26	Cano, Willie	Sr.	INF	R/R
27	Compton, Brandon	Fr.	INF	L/L
6	Contrades, Nu'u	Fr.	INF	R/R
14	Crenshaw, Wyatt	Sr.	INF	L/R
5	Curtis, Khristian	Jr.	RHP	R/R
46	Dunn, Ross	Jr.	LHP	R/L
19	Gardner, Dylan	Jr.	RHP	R/R
40	Giblin, Jonah	R-So.	RHP	R/R
45	Hanks, Ryan	Fr.	RHP	R/R
31	Hansell, Josh	Jr.	RHP	R/R
23	Hernandez, Stephen	Fr.	LHP	L/L
7	Hill, Luke	Fr.	INF	R/R
28	Humphres, Austin	Fr.	LHP	L/L
24	Jackson, Isaiah	Fr.	OF	L/R
32	Keaschall, Luke	Jr.	INF	R/R
37	Lebamoff, Nolan	Gr.	RHP	R/R
25	Long, Ethan	Jr.	INF	R/R
12	Manning, Timmy	Jr.	LHP	L/L
3	McLain, Nick	So.	OF	S/L
13	Meyer, Tyler	RS So.	RHP	R/R
15	Newman, Trey	RS Jr.	C	R/R
33	Peery, Brock	Jr.	RHP	R/R
9	Pivaroff, Blake	Jr.	RHP	L/R
21	Rogers, Will	So.	UTL	R/R
29	Stevenson, Owen	Jr.	RHP	R/R
47	Tieding, Matt	RS Jr.	RHP	R/R
18	Tobias, Jacob	So.	INF	L/R
38	Valdez, Tyler	Jr.	RHP	R/R
22	Vargas, Jose	Fr.	OF	L/R
2	Varnado, Drake	So.	INF	R/R
11	Vu, Kien	Fr.	OF	L/L
39	Wainscott, Jesse	RS Sr.	RHP	R/R
8	Weaver, Jonny	Gr.	INF	R/R

2023 Sun Devil Baseball

GAME NOTES

- Campos is successful advancing runners at a .603 clip (38-of-63) - the highest average on the team. He has also been ASU's most efficient hitter when it comes to extending innings, leading the team with a .361 average with two outs (13-of-36).
- Campos led the Sun Devils with a .357 average last year as a true freshman - the sixth-best freshman average in program history and just ahead of head coach Willie Bloomquist's .356 average.
- It was the seventh-highest average in the Pac-12 prior to the NCAA tournament and the 11th-highest batting average for a catcher in the NCAA prior to the tournament and the fourth-highest for a Power Five catcher.
- It was the 10th-highest batting average for a freshman in the NCAA prior to the tourney and the best freshman catcher average in the country.
- He was one of just 19 freshmen to crack the Top-250 in the NCAA in average and the only freshman Power Five catcher to do so.
- It marked the second straight season a true freshman led the team in average (Ethan Long in 2021) - something that has never happened in consecutive years in program history and just the fourth time in program history overall that it had happened.
- His .363 average in league-only games was the fifth-highest in the conference.
- His .438 OBP in league games was also tops on the team and ninth in the Pac-12 and tops among league catchers.

USE THE FORCE, LUKE

- After a slow start at the dish this season, Luke Keaschall has settled into one of the most elite batters in the nation as the season has progressed.
- Keaschall currently leads the Pac-12 with 52 weighted runs created this season while his 21 weighted runs above average are one of Arizona's Chase Davis for tops in the league.
- Moved to the cleanup spot in the batting order after leading off for the first month of the season (and batting only .213 through 13 games), Keaschall now sits eighth in the Pac-12 with a .370 average.
- Keaschall is batting .419 in Pac-12-only games - the highest average in the league. His .851 slugging percentage in conference-only games is nearly .150 points higher than any other player in the league while his 25 Pac-12 RBIs are second.
- His .709 slugging percentage on the season (11 homers, 1 triple, 21 doubles) has him at third in the Pac-12.
- The 21 doubles lead the league by five over the next closest player and second in the entire country - one off the NCAA lead. His 50 career doubles are tied for 15th among all active Division I players. He became the third player under Willie Bloomquist to reach 20 doubles and 10 homers in a season and is only of just eight players overall to accomplish that feat for ASU since 1998. He is the only Pac-12 player to accomplish the milestone this season. He and FGCU's Edrick Felix at the only D1 players to have notched the feat this year.
- His 33 overall extra-base hits are three more than any player in the league.
- He is up to 43 RBIs for the season, including a herculean five-RBI effort in the series opening win over Arizona - sitting 6th in the Pac-12 in the process.
- Keaschall leads the team with five go-ahead/game-winning RBIs this season.
- Keaschall also finds himself fourth in the conference with 16 steals this season. He has only been thrown out once, giving him the highest steal percentage in the Pac-12.
- Keaschall has been elite in making adjustments against starters, batting .444 in the third inning of games, typically when he is receiving his second AB of the game. 13 of his 43 RBIs have come in the third inning of games this year with five doubles and three homers.
- Keaschall has also been getting it done in the field, turning 108 defensive assists for the year, good for third in the Pac-12
- In four games against Utah Tech and Utah, the second baseman hit .625 (10-for-16) with 11 RBI, eight runs scored, three doubles, three home runs and a pair of stolen bases en route to Pac-12 Player of the Week honors and recognized by Collegiate Baseball News as one of its National Players of the Week.

JACOB'S LADDER

- Jacob Tobias got the first RBI of the 2023 season with his RBI single in the first inning of Opening Night and that has been a trend for his season.
- Tobias leads the team with 48 RBIs this season - good for second in the Pac-12. His 14-multi-RBI games pace the team as well. The tally is especially notable as he had just 29 total RBIs in the entirety of last season.
- Tobias has been deadly the second time through the order, recorded 21 of his RBIs in the fourth or fifth innings of games, typically when he sees a starter for the second or third time in a game. He is batting .455 and .471 in those innings, respectively.
- Tobias has recorded an RBI in five straight games and 26 games overall (63.4 percent).
- While not looking the part, his four triples this season give him five for his career, marking him the active career leader in the category at ASU in games played for the Sun Devils. The four triples this season are 26th nationally and third in the Pac-12.
- Tobias was named to the Preseason All-Pac-12 team after being a first team selection as designated hitter last season.
- His 12 bases (two homers, two doubles) against Utah in the series finale were tied for the most by a Pac-12 player in a game last year.
- His seven homers last year were tied for eighth in ASU freshman history.
- His 23 RBIs in Pac-12 games were the second-most on the team, 20th in the Pac-12 and third among Pac-12 freshmen.

RUNNING UP THAT HILL

- Luke Hill has not at all looked like a true freshman starting at shortstop in his first season of action, showing savvy skills with the bat and with the glove.
- Hill is sitting with a .351 average that is 12th in the Pac-12 and 24th among all freshmen nationally and 11th among Power Five freshmen. He trailed USC's Austin Overn (.354)

for the highest freshman average in the Pac-12.

- He had the massive go-ahead RBI in the rubber match against Cal with his eighth inning RBI single that was part of a massive nine-run inning to complete the comeback. He would do the exact same less than two weeks later with a two-RBI single against GCU to cap off ASU's nine-run eighth inning with the go-ahead RBIs in that game as well as part of the team's seven-run comeback.
- In fact, of his last 16 RBIs, 11 have come in five different games when the Sun Devils have trailed by 3+ runs. ASU has come back to win four of these games. His 33 overall RBIs this season are third on the team.
- His last three home runs have come with two men on base.
- He is second on the team with four game-winning/go-ahead RBIs this season.
- His 107 defensive assists are fourth in the Pac-12.

BIG MAC

- Willie Bloomquist gushed over redshirt freshman Nick McLain during the preseason about his ability at the plate but a hamate injury knocked him out of the lineup for the first 32 games of the season.
- McLain has shown he is every bit as advertised, recording a hit in all nine collegiate game he has appeared in so far. In doing so, he is the first Sun Devil freshman to get a hit in the first nine games of their career since at least the 1998 season - as far back as readily available recording in the category go.
- McLain is batting .421 with a .737 slugging percentage behind his three doubles and three homers, having recorded each from both sides of the plate this season.

NOT SO QUIET WYATT

- Transfer Wyatt Crenshaw posted video game numbers last season at Colorado College and has quickly shown that was no fluke, speaking plenty loud with his bat despite saying approximately 18 total words in post-game press conferences this season.
- Crenshaw is batting .293 on the season, slugging .503 with six homers, a triple and 15 doubles - the latter good for third in the Pac-12 and 51st
- He has also played a nice right field for ASU, recording all 51 putouts on balls flown his way thus far with no errors.
- Crenshaw has been at his best late in games, with a .500 batting average/.643 slugging percentage in the seventh innings and a .412 average/.647 slugging in the eighth inning of games this season.

WHO'S THE NU'U GUY

- It was a quiet start for true freshman Nu'u Contrades but he has swung one of the hottest bats in the conference over the middle part of the season.
- Contrades is up to a .327 average on the year after sitting below the Mendoza line after the March 7 loss at Oklahoma State.
- The .327 average is Top-30 among all freshmen in the country this season and top-15 among freshmen infielders.
- In league-only games, Contrades has 18 RBIs - fifth-most in the Pac-12. His .362 average in Pac-12 games is seventh in the league and his .588 slugging percentage in Pac-12 games is 10th in the league.
- Contrades was the Pac-12 Player of the Week after he single-handedly propelled ASU to victory in the series clinching win on Saturday against rival Arizona, going 3-for-5 with a career-best five RBIs - including the go-ahead three-run homer in the sixth inning. He followed that up with a 4-for-5 outing with another bomb and three RBIs in the series sweeping win on Sunday. He led the team with 10 RBIs (of 31 total for the week for ASU) with a .947 slugging percentage while batting .474 on 9-of-19 hitting.

SHOP AT ROSS

- Ross Dunn has quietly put up some impressive numbers as the team's Friday night starter, and ASU is 7-3 in Friday night games when Dunn starts
- Dunn has a team-leading 67 strikeouts over 40.0 innings pitched and is holding opponents to a .234 batting average against.
- The 67 strikeouts are good for third in the Pac-12 this season. He has posted six or more strikeouts in his last seven starts, with seven or more in six of those. He has 8 or 9 strikeouts in each of his last four weekend starts, despite struggling with his command failing to reach 5.0 innings in three of those.
- He is striking out 29.9 percent of the batters he has faced this year - third in the league.
- He also has avoided giving up many extra bases, with opponents slugging just .341 against him - the fifth-lowest tally in the conference as he has given up just 12 total extra-base hits.

GRABBING THE BULL-PEN BY THE HORNS

- ASU stranded 497 opponent baserunners last season - an average of 8.6 per game. That total is 337 this season - good for 8.2. ASU relievers have been fairly efficient getting out of jams, stranding 37-of-92 inherited runners for the season (39.8 percent).
- ASU's has used midweek games as bullpen days and the crew has been absolutely electric, going 7-1 in single-game midweeks this season and 8-4 overall after going 5-7 in them last season.
- For the season, the bullpen is posting a 5.25 ERA with an 18-4 record in decisions and 10 saves. The squad has 186 strikeouts to 99 walks and is holding opponents to .263 batting. For comparison, the 2022 Sun Devil bullpen had a 6.71 ERA for the season with a 13-19 record in decisions with 231 strikeouts to 170 walks and a .299 average against.
- Matt Tieding has been essential in saving the Sun Devil bullpen after tough outings for starters this year. AS A RELIEVER, the newcomer has a 4-1 record in a team-bulpen-high 30.2 innings. He is holding opponents to a .248 average out of the bullpen with 16 strikeouts to just six walks.
- Nolan Lebamoff has been another that has come on strong of late, posting a 3-0

record out of the bullpen with a 2.95 ERA. After giving up three runs in his first two games over 1.1 innings, Lebamoff has not allowed an earned run in 16 of his last 18 appearances. Opponents are managing just a .194 batting average against him this year.

- Blake Pivaroff has sneakily posted an exceptional month-plus of baseball. Following his outing against Oklahoma State on March 7, Pivaroff sat with a 7.56 ERA over six appearances. Since then, Pivaroff has made a team-leading 15 appearances and posted a 1.76 ERA with a 2-0 record and two saves over 15.1 innings of work, holding opponents to a .151 average with 11 strikeouts to just three walks.
- Timmy Manning and Owen Stevenson have solidified valuable roles out of the pen for ASU with Manning posting one or fewer runs in seven of his last nine bullpen appearances with 24 strikeouts to seven walks in that span. Stevenson has allowed just five earned runs in his last 14 appearances over 23.0 innings, with 31 strikeouts to six walks in that stretch.
- Brock Peery has stranded a team-high 18 inherited runners on the year. Peery led the league with 10 saves last season year - good for 26th in the country. He added two in the first four games this season and tacked on a win for good measure. The 10 saves last season were tied for seventh-most at ASU since the 1998 season and marked the first time a closer reached double digits in the category at ASU since 2016.

PLAYING THE FIELD

- ASU turned 50 double plays last year - a tally good for 21st in Division I and fourth in the Pac-12. The squad has turned 110 double plays over the previous two seasons.
- ASU has 31 double plays this season, third in the Pac-12.
- Luke Keaschall (107) and Luke Hill (106) are third and fourth in the Pac-12 in defensive assists this season.
- For the third straight season, the majority of position players on the diamond are new faces with only Will Rogers (left field) and Ryan Campos (catcher) starting the season reprising their roles from last year. ASU had just two players start last season in the same position they finished in 2021 (Joe Lampe in CF, Nate Baez at C and Sean McLain at 2B, though McLain was playing shortstop by the second weekend while Baez moved around the field by Week Two as well). ASU's only veteran starter in 2021 was Drew Swift - who shifted over to shortstop after spending the majority of his career at second base. All other positions on the diamond that season replaced by newcomers.
- ASU had four fielders in the Top-30 in fielding percentage in the Pac-12 last year (min. 100 chances) in Joe Lampe, Kai Murphy, Ryan Campos and Conor Davis. That was tied with USC and Oregon State for the most in the Pac-12.
- Sean McLain had the second-most defensive of assists of any player in the Pac-12 (179) - the second straight season an ASU player accomplished that feat following Drew Swift (171) in 2021.

HEADED TO THE GAP

- ASU got a slow start in the doubles category this season but has come on hot of late. The team has 76 in its last 30 games after posted just 13 in the first 11 of the season.
- That has brought ASU back to 33rd in the NCAA in doubles and third in the league (89). On March 5, ASU was 252nd in the nation in the category.
- The team has recorded a double in 34 of 41 games overall with multiple doubles in 21 of those.
- Luke Keaschall leads the Pac-12 and is second in the country with 21 doubles with teammate Wyatt Crenshaw right behind him in third in the league with 15.
- The Sun Devils recorded 134 doubles last year, good for 19th in the nation and third in the Pac-12. The 127 doubles during the regular season were the most for a Sun Devil team in the REGULAR SEASON in the BBCOR era (since 2011) and tied for the fifth-most in a regular season since 1998.
- ASU had at least one double in all but six games last season and multiple doubles in 36 of 58 games.
- There were 45 Pac-12 players with double-digit doubles in the regular season, of which ASU had seven (Baez, Lampe, Rogers, McLain, Long, Davis, Murphy). No other team had more than six.

CHICKS DIG THE LONG BALL

- 12 different players have logged a home run for ASU and 10 have multiple home runs. ASU and Stanford are the only teams in the Pac-12 with six different players with six or more homers this season.
- ASU's 60 homers are third in the Pac-12 and 47th nationally.
- The better news is ASU has finally started the get pumps with runners on base. 28 of the last 43 Sun Devil home runs this season have come with runners on base after 14 of the first 17 this season were solo shots. Of the 15 other homers in the last 33, 11 were leadoff homers and thus not given the opportunity to happen with runners on base.
- ASU recorded seven homers against Washington State, which had entered the series leading the Pac-12 with only 14 allowed through its first 27 games.
- Oregon State led the Pac-12 with just 18 home runs allowed this season before getting tagged by seven by the Sun Devils - including two games with three homers - the first time OSU had allowed three or more in back-to-back games since 2010.
- Of the nine position players with at least 30 starts last season, all nine had multiple home runs. ASU had ten total players with multiple homers.
- ASU had five players with at least seven homers last year, tied for the second-most at ASU since 1998.
- The timing of the home runs improved immensely over the second half of the last season. On 24 of the final 37 homers on the year, ASU had at least one runner on base. That was notable as ASU had runners on base just eight times on the teams first 27 homers. ASU will hope for some deja vu in that area with 14 solo homers on 17 home runs this season.
- The Sun Devils had four grand slams last year - the most it had had in a season since 2004 (also four).

COMING IN HOT

- The Sun Devil bats are sitting near the top of the league in most offensive categories.
- ASU's .314 average as a team is second in the Pac-12 and 18th nationally while the squad's .512 slugging percentage is second in the league and 34th in the country.
- The team is second in the league with 451 hits, good for 10th nationally and notable as the team was 115th in the country in the category on March 8.
- ASU was 92nd in the nation in slugging percentage on March 8, 191st in doubles and 131st in batting average. Just over a month later, those totals sit at 34th, 33rd and 10th, respectively.
- ASU has reached double digit hits in 19 of its last 28 games and 24 games overall. ASU reached double digits in hits in 28 of the last 34 games of 2022 and 37 times in 58 games.
- The Sun Devils have thrived in the big innings, 11 times this season recording five or more runs in an inning.
- Much of the Sun Devil success this year has been its ability to capitalize on opponent bullpens. For the season, ASU is batting .308 off opponent bullpens (compared to just a .263 average against its own). Opponent bullpens have a measly 7.28 ERA (compared to 5.25 for ASU) and hold just a 6-10 record (compared to 16-4 for ASU)
- The team has posted 44 runs in the eighth inning of games this season, over a run per game. The team is batting .343 in the eighth inning of games with a .552 slugging percentage. The squad has 15 home runs total in innings 7-9 - creeping up on the final total of 17 last season.
- ASU is tied for second in the Pac-12 behind only Stanford (8) with seven players with 19 or more RBIs this season.

HOLD ON TO YOUR SEATS

- ASU has its part to shake off some of that bad mojo from last season in close games thus far, going 5-2 in one-run games (after going just 1-7 in such games last season) and 15-4 in games decided by three runs or less - a category ASU was 14-16 in a year ago.
- ASU has trailed at one point in 14 of its last 19 victories and in 16 of the team's wins overall this year.
- ASU has been incredibly efficient at closing games out, going 22-3 when leading after six, 24-1 when leading after seven and 25-0 when leading after eight.
- In a season and a half under Willie Bloomquist, the Sun Devils have shown that no opponent lead is safe, showing off plenty of grit in erasing multi-run deficits. On 11 occasions last season, ASU erased a lead of at least three runs. ASU has eight wins this season when trailing by at least three runs at some point in the game.
- Last season, the seven-run deficit overcome by the Sun Devils to defeat and take the series from Cal was the most since March 3, 2000 against Arizona.
- ASU has doubled down at that this season with the victories over North Dakota State and GCU, overcoming a 7-0 deficit in both (and 9-2 in the entering the eighth against GCU) for victories in both.
- Three times last season ASU rallied from a deficit of five or more runs to tie or win the game - the first time that had happened since 2010 (also 3). ASU has won three games this season in which it has trailed by five runs.

DO I KNOW YOU?

- The Sun Devils welcome an incredible 28 new faces to the roster in 2023. ASU went hard in the Transfer Portal during the offseason, recording the No. 2 transfer portal class in the nation according to several outlets.
- The new batch was highlighted by a total overhaul of the pitching staff, which will feature three transfer starters this weekend in LHP Ross Dunn (Florida State), RHP Khristian Curtis (Texas A&M) and LHP Timmy Manning (Florida). Owen Stevenson (San Francisco) also figures to find a spot in the rotation over the course of the season.
- Dunn competed for Team USA on the Collegiate National Team this past summer.
- Preseason All-American Luke Keaschall (San Francisco) highlights the incoming position players).
- Among the newcomers, freshman Isaiah Jackson ('22, Astros, 18th Round), Dunn ('19, Yankees, 11th Round) and Drake Varnado ('21, Diamondbacks, 17th Round) have all been drafted at some point in their careers.
- The Sun Devils didn't have a single freshman arm in the clubhouse last season but welcomes four this season (Ryan Hanks, Brandon Compton, Austin Humphres and Stephen Hernandez).
- After the departure of Sean McLain to the MLB Draft following last season, the Sun Devils will welcome his brother Nick McLain to the clubhouse this season with the youngster expected to be the Opening Day center fielder.
- ASU will feature an entirely new infield this season, highlighted by standout freshmen Nu'u Contrades, Luke Hill and Reese Beheler with a deep group of veteran transfers in Keaschall, Vernado, Jonny Weaver, Willie Cano and Wyatt Crenshaw.

2023 Sun Devil Baseball

HOME RUNS/DOUBLE PLAYS/PITCHING/TROPHY CASE

HOME RUN TRACKER

Player (Season No.)	Gm #	Date	Opponent	On Base	Inning	Outs	Count	Score	Final
Will Rogers (1)	1	Feb. 17	SDSU	0	2	0	3-2	1-0	6-5
Luke Keaschall (1)	2	Feb. 18	SDSU	0	1	0	0-0	0-0	5-3
Isaiah Jackson (1)	2	Feb. 18	SDSU	0	2	1	0-2	1-0	5-3
Ryan Campos (1)	4	Feb. 21	UNLV	0	1	2	3-1	0-0	6-3
Ethan Long (1)	4	Feb. 21	UNLV	0	1	2	0-0	1-0	6-3
Wyatt Crenshaw (1)	4	Feb. 21	UNLV	0	3	1	0-0	2-0	6-3
Luke Keaschall (2)	5	Feb. 24	@ Miss St.	0*	1	0	1-1	0-0	13-4
Wyatt Crenshaw (2)	5	Feb. 24	@ Miss St.	1	2	1	1-0	3-0	13-4
Luke Hill (1)	7	Feb. 26	@ Miss St.	0*	3	0	0-2	1-3	3-16
Ethan Long (2)	7	Feb. 26	@ Miss St.	0	3	1	0-1	2-12	3-16
Ethan Long (3)	8	March 1	NDSU	1	4	0	0-2	0-7	10-9
Jacob Tobias (1)	8	March 1	NDSU	1	5	1	3-2	6-7	10-9
Will Rogers (2)	8	March 1	NDSU	0	5	1	0-0	9-9	10-9
Isaiah Jackson (2)	9	March 3	UC Irvine	0	3	1	2-2	1-5	6-16
Ryan Campos (2)	9	March 3	UC Irvine	0*	3	0	1-1	3-11	6-16
Jacob Tobias (2)	9	March 3	UC Irvine	0	5	1	0-0	4-11	6-16
Jacob Tobias (3)	11	March 5	UC Irvine	0*	3	0	1-1	0-6	2-7
Willie Cano (1)	13	March 8	at #13 Oklahoma St.	1	7	1	1-0	2-7	4-7
Ryan Campos (3)	15	March 11	UC Davis	1	5	2	2-0	3-0	6-4
Nu'u Contrades (1)	16	March 12	UC Davis	1	4	1	2-0	9-0	17-4
Ryan Campos (4)	16	March 12	UC Davis	1	4	2	0-0	12-0	17-4
Nu'u Contrades (2)	17	March 14	Utah Tech	0*	3	0	1-2	0-1	9-1
Luke Keaschall (3)	17	March 14	Utah Tech	2	3	0	1-0	2-1	9-1
Luke Keaschall (4)	18	March 17	@ Utah	0	6	2	1-0	7-4	9-7
Wyatt Crenshaw (3)	19	March 18	@ Utah	1	7	1	1-0	3-3	15-9
Luke Keaschall (5)	19	March 18	@ Utah	1	7	2	1-0	11-5	15-9
Wyatt Crenshaw (4)	20	March 19	@ Utah	0*	1	0	1-0	0-0	6-11
Luke Keaschall (6)	22	March 24	Arizona	1	1	2	1-0	0-2	6-5
Luke Keaschall (7)	22	March 24	Arizona	2	3	2	0-0	2-2	6-5
Nu'u Contrades (3)	23	March 25	Arizona	2	3	1	0-1	3-3	7-4
Wyatt Crenshaw (5)	24	March 26	Arizona	0*	3	0	0-2	2-3	10-6
Kien Vu (1)	24	March 26	Arizona	0	4	2	3-1	4-3	10-6
Nu'u Contrades (4)	24	March 26	Arizona	0*	5	0	0-0	5-3	10-6
Ryan Campos (5)	24	March 26	Arizona	0	6	2	0-2	9-3	10-6
Nu'u Contrades (5)	25	March 28	@ UNLV	1	7	0	1-1	3-2	6-2
Nu'u Contrades (6)	27	April 1	@ Cal	2	5	0	1-0	1-3	4-5
Isaiah Jackson (3)	29	April 4	Seattle U	2	3	0	2-2	9-5	11-6
Luke Hill (2)	30	April 6	Washington State	2	3	0	1-0	0-3	6-5
Jacob Tobias (4)	30	April 6	Washington State	0*	3	0	3-1	3-5	6-5
Isaiah Jackson (4)	31	April 7	Washington State	1	5	1	2-0	0-2	6-2
Ryan Campos (6)	31	April 7	Washington State	0*	5	0	1-1	2-2	6-2
Will Rogers (3)	32	April 8	Washington State	1	5	1	0-0	0-0	4-1
Nu'u Contrades (7)	32	April 8	Washington State	0*	5	0	2-1	2-1	4-1
Ryan Campos (7)	32	April 8	Washington State	0	8	8	1-0	3-1	4-1
Luke Hill (3)	33	April 11	@ GCU	2	3	0	2-2	2-9	13-10
Nick McLain (1)	33	April 11	@ GCU	1	9	2	2-1	11-9	13-10
Wyatt Crenshaw (6)	34	April 14	@ Washington	1	5	0	2-2	0-8	3-8
Nick McLain (2)	34	April 14	@ Washington	0*	3	0	0-0	2-8	3-8
Jacob Tobias (5)	35	April 15	@ Washington	1	3	1	3-2	4-1	8-6
Isaiah Jackson (5)	35	April 15	@ Washington	1	3	1	1-2	6-4	8-6
Luke Keaschall (8)	37	April 21	#21 Oregon State	0*	4	0	3-2	4-1	11-13
Nick McLain (3)	37	April 21	#21 Oregon State	2	5	1	1-1	1-11	11-13
Luke Keaschall (9)	37	April 21	#21 Oregon State	1	3	2	1-0	9-13	11-13
Jacob Tobias (6)	38	April 22	#21 Oregon State	0*	2	0	2-0	0-1	11-7
Isaiah Jackson (6)	38	April 22	#21 Oregon State	0	4	2	0-1	1-5	11-7
Isaiah Jackson (7)	38	April 22	#21 Oregon State	3	9	2	2-1	7-7	11-7
Luke Keaschall (10)	39	April 23	#21 Oregon State	2	3	0	0-0	3-5	12-10
Luke Hill (4)	40	April 25	Cal State Fullerton	2	6	1	1-0	4-1	9-1
Luke Keaschall (11)	40	April 25	Cal State Fullerton	0*	8	0	0-0	8-1	9-1
Jacob Tobias (7)	41	April 26	Cal State Fullerton	3	4	1	2-2	3-5	8-11

*-Leadoff Home Run

GAME-WINNING RBI/Run (RBI/Run [When not an RBI] Responsible for the Go-Ahead Run and a Lead Not Relinquished)

Player	Gm #	Date	Opponent	Season #	Inning	Outs	Count	Result	Final
Will Rogers	1	Feb. 17	SDSU	1	9	1	0-0	1B 7 RBI	6-5
Luke Keaschall	2	Feb. 18	SDSU	1	1	0	0-0	HR 7	5-3
Jonny Weaver	3	Feb. 19	SDSU	1	7	2	1-2	1B 7 RBI	1-0
Ryan Campos	4	Feb. 21	UNLV	1	1	2	3-1	HR 7	6-3
Luke Keaschall	5	Feb. 24	@ Miss St.	2	1	0	1-1	HR 7	13-4
Will Rogers	8	March 1	NDSU	2	9	1	0-0	HR 7	10-9
Luke Hill	14	March 10	UC Davis	1	1	0	3-2	1B 7 RBI	7-1
Ryan Campos	15	March 11	UC Davis	2	1	0	2-1	1B LL RBI	6-4
Ryan Campos	16	March 12	UC Davis	3	1	1	0-1	1B MI RBI	17-4
Luke Hill	17	March 14	Utah Tech	2	3	0	1-2	1B MI RBI	9-1
Luke Keaschall	18	March 17	@ Utah	3	4	1	3-1	1B LF 2 RBI	9-7
Wyatt Crenshaw	19	March 18	@ Utah	1	2	1	2-0	HR RF 2 RBI	15-9
Nu'u Contrades	21	March 22	#25 Grand Canyon	1	1	2	1-1	2B LF RBI	11-1
Luke Keaschall	22	March 24	Arizona	4	3	2	0-0	HR CF 3 RBI	6-5
Nu'u Contrades	23	March 25	Arizona	1	6	1	0-1	HR LF 3 RBI	7-4
Jacob Tobias	24	March 26	Arizona	1	3	1	2-0	F8 SF	10-6
Jacob Tobias	25	March 28	@ UNLV	2	6	0	0-1	3B B 2 RBI	6-2
Wyatt Crenshaw	26	March 1	@ Cal	2	5	1	-	E8	4-1
Luke Hill	28	April 2	@ Cal	3	8	1	3-2	1B 5 RBI	15-10
Jacob Tobias	29	April 4	Seattle U	3	1	1	2-1	1B RS 2 RBI	9-6
Kien Vu	30	April 6	Washington State	1	9	1	3-2	1B 8 RBI	6-5
Ryan Campos	31	April 7	Washington State	4	6	0	1-1	HR RF	6-2
Will Rogers	32	April 8	Washington State	3	5	1	0-0	HR LF 2 RBI	4-1
Luke Hill	33	April 11	@ GCU	4	8	2	3-2	1B RC 2 RBI	13-10
Wyatt Crenshaw	35	April 15	@ Washington	3	1	2	1-0	Scored on DP	8-6
Isaiah Jackson	38	April 22	#21 Oregon State	1	9	2	2-1	Grand Slam	11-7
Nu'u Contrades	39	April 23	#21 Oregon State	2	7	0	-	WP	12-10
Luke Keaschall	40	April 25	Cal Stat Fullerton	5	1	1	3-2	1B 6 RBI	9-1

2023 TROPHY CASE

Luke Keaschall

Pac-12 Player of the Week - March 20

Collegiate Baseball News National Players of the Week - March 20

Nu'u Contrades

Pac-12 Player of the Week - March 27

Ryan Campos

Golden Spikes Award - Midseason Watch List

Pac-12 Player of the Week - April 10

2022 TROPHY CASE

Ryan Campos

Pac-12 Conference - Honorable Mention - Catcher

NCBWA Freshman All-American - Catcher

Jacob Tobias

Pac-12 Conference - First Team - DH

Collegiate Baseball News Freshman All-American - DH

Brock Peery

Pac-12 All-Conference (Honorable Mention)

MLB Draft

Joe Lampe, OF, Cleveland Guardians, Round 3, Pick 95

Sean McLain, INF, Los Angeles Dodgers, Round 5, Pick 165

Nate Baez, C, Minnesota Twins, Round 12, Pick 354

Kyle Luckham, RHP, Washington Nationals, Round 15, Pick 441

Adam Tulloch, LHP, Cleveland Guardians, Round 15, Pick 451

Ethan Long, 1B, San Francisco Giants, Round 20, Pick 616

SAVES

No.	Date	Opponent	Pitcher (Save #)	IP (H, R, ER, BB, K)
1	2/18	SDSU	Brock Peery (1)	0.1 (1, 0-0, 0, 1)
2	2/21	UNLV	Brock Peery (2)	0.2 (0, 0-0, 0, 1)
3	3/11	UC Davis	Jesse Wainscott (1)	2.0 (0, 0-0, 0, 1)
4	3/17	@ Utah	Jesse Wainscott (2)	1.0 (2, 1-1, 0, 0)
5	3/24	Arizona	Blake Pivaroff (1)	1.0 (1, 1-1, 0, 2)
6	3/25	Arizona	Owen Stevenson (1)	2.0 (1, 1-0, 1, 2)
7	3/31	@ Cal	Owen Stevenson (2)	1.0 (0, 0-0, 1, 3)
8	4/7	WSU	Owen Stevenson (3)	2.0 (1, 0-0, 0, 5)
9	4/8	WSU	Owen Stevenson (4)	1.0 (0, 0-0, 0, 2)
10	4/23	#21 OSU	Blake Pivaroff (2)	1.0 (1, 0-0, 1, 0)

QUALITY STARTS

No.	Date	Opponent	Pitcher (QS #)	IP (H, R, ER, BB, K)
1	3/10	UC Davis	Ross Dunn (1)	6.0 (2, 1-1, 2, 8)
2	4/8	Washington St.	Khrystian Curtis (1)	6.0 (4, 1-1, 1, 8)

2023 Sun Devil Baseball

SERIES STATS AND INDIVIDUAL STREAKS

SERIES STATS

HITTING	W-L	AVG.	R	H	2B	3B	HR	RBI	BB	SO
SDSU	3-0	.321	12	27	6	1	3	12	11	18
@MISS. ST.	1-2	.243	17	25	0	1	4	15	19	33
UC IRVINE	0-3	.272	17	28	3	2	4	17	10	26
#13 OK STATE	0-2	.215	8	14	5	0	1	7	11	23
UC DAVIS	3-0	.409	30	45	9	0	3	28	11	10
@UTAH	2-1	.356	30	42	11	0	4	29	12	25
ARIZONA	3-0	.333	23	33	7	0	7	23	6	26
@CAL	2-1	.345	23	41	4	0	1	20	12	30
WASHINGTON STATE	3-0	.250	16	23	2	0	7	15	8	18
@WASHINGTON	1-1	.286	11	20	4	1	4	10	5	17
#21 OREGON STATE	2-1	.327	34	36	10	0	7	33	16	19
CAL STATE FULLERTON	1-1	.346	17	28	9	0	3	15	12	11
SINGLE GAME MIDWEEKS	7-1	.313	66	89	19	4	12	61	31	59

PITCHING	W-L	ERA	H	R	ER	BB	SO	SV	SCORE
SDSU	3-0	2.33	22	8	7	10	25	1	12-8
@MISS. ST.	1-2	9.00	28	25	25	17	26	0	17-25
UC IRVINE	0-3	7.33	32	33	22	20	23	0	17-33
OK STATE	0-2	7.88	20	15	14	12	10	0	8-15
UC DAVIS	3-0	3.00	20	9	9	6	25	1	30-9
@UTAH	2-1	7.96	28	27	23	14	20	1	30-27
ARIZONA	3-0	4.67	24	15	14	10	25	2	23-15
@CAL	2-1	4.50	21	16	13	11	24	1	23-16
WASHINGTON STATE	3-0	2.67	21	8	8	10	38	2	16-8
@WASHINGTON	1-1	4.76	22	14	9	10	15	0	11-14
#21 OREGON STATE	2-1	8.00	34	30	24	24	34	1	34-30
CAL STATE FULLERTON	1-1	5.40	24	12	12	10	18	0	17-12
SINGLE GAME MIDWEEKS	7-1	5.70	82	52	45	24	68	1	66-52

STREAKS AND SUPERLATIVES

Multiple Hit Games	2	3	4	5+	Total
32 Keaschall, Luke	14	4	1	1	20
18 Tobias, Jacob	16	3	-	-	19
7 Hill, Luke	12	4	-	-	16
14 Crenshaw, Wyatt	12	3	-	-	15
6 Contrades, Nu'u	8	4	3	-	15
17 Campos, Ryan	9	5	1	-	15
24 Jackson, Isaiah	9	-	-	-	9
3 McClain, Nick	3	2	-	-	5
11 Vu, Kien	3	1	-	-	4
26 Cano, Willie	3	1	-	-	4
25 Long, Ethan	3	-	-	-	3
21 Rogers, Will	2	1	-	-	3
15 Newman, Trey	2	1	-	-	3
41 Balholm, Bronson	2	-	-	-	2
TEAM	98	29	5	1	133

Multiple RBI Games	2	3	4	5+	Total
18 Tobias, Jacob	9	3	1	1	14
32 Keaschall, Luke	6	5	1	1	13
14 Crenshaw, Wyatt	9	1	-	-	10
6 Contrades, Nu'u	4	3	1	1	9
7 Hill, Luke	3	4	-	1	8
24 Jackson, Isaiah	4	-	-	1	5
21 Rogers, Will	3	-	-	-	3
25 Long, Ethan	2	1	-	-	3
26 Cano, Willie	3	-	-	-	3
17 Campos, Ryan	1	2	-	-	3
3 McClain, Nick	-	1	1	1	3
TEAM	44	20	4	6	74

Hitting Streaks	Longest	Current
18 Tobias, Jacob	11	5
17 Campos, Ryan	11	3
32 Keaschall, Luke	11	7
3 McClain, Nick	9	9
7 Hill, Luke	8	5
6 Contrades, Nu'u	8	1
14 Crenshaw, Wyatt	8	-
15 Newman, Trey	7	1
11 Vu, Kien	7	1
41 Balholm, Bronson	5	5
25 Long, Ethan	5	-
26 Cano, Willie	4	-
24 Jackson, Isaiah	3	-
21 Rogers, Will	3	-
35 Beheler, Reese	2	-
2 Varnado, Drake	1	-
8 Weaver, Jonny	1	-

Reached Base Streaks	Longest	Current
17 Campos, Ryan	31	31
18 Tobias, Jacob	30	5
7 Hill, Luke	16	5
32 Keaschall, Luke	15	7
11 Vu, Kien	11	3
25 Long, Ethan	10	-
14 Crenshaw, Wyatt	10	2
3 McClain, Nick	9	9
6 Contrades, Nu'u	8	1
15 Newman, Trey	7	1
24 Jackson, Isaiah	7	7
41 Balholm, Bronson	5	5
26 Cano, Willie	4	-
21 Rogers, Will	3	2
35 Beheler, Reese	2	1
8 Weaver, Jonny	1	-
2 Varnado, Drake	1	-

2023 Sun Devil Baseball

ROSTER

PITCHERS (20)

No.	Name	Yr	B/T	HT	WT	Hometown (High School/Previous School)
48	Will Armbruster	Sr.	R/R	6'6"	235	Sammamish, WA (Eastside Catholic/New Mexico)
10	Christian Bodlovich	RS Jr.	R/R	6'0"	205	San Pedro, CA (Mira Costa)
27	Brandon Compton	Fr.	L/L	6'1"	210	Buckeye, AZ (Buckeye)
5	Khrstian Curtis	Jr.	R/R	6'5"	210	Groves, TX (Port Neches-Groves/Texas A&M)
46	Ross Dunn	Jr.	R/L	6'3"	225	Salt Lake City, UT (Cottonwood/Florida State)
19	Dylan Gardner	Jr.	R/R	6'5"	210	Meridian, ID (Borah/Big Bend CC)
40	Jonah Giblin	RS-So.	R/R	6'4"	230	Seattle, WA (Bainbridge/Phoenix College)
45	Ryan Hanks	Fr.	R/R	6'1"	205	Spring, TX (Klein Cain)
31	Josh Hansell	Jr.	R/R	6'6"	215	Chandler, AZ (Seton Catholic/Wichita State)
23	Stephen Hernandez	Fr.	L/L	6'2"	200	Chandler, AZ (Perry)
28	Austin Humphres	Fr.	L/L	6'3"	205	Surprise, AZ (Shadow Ridge)
37	Nolan Lebamoff	Gr.	R/R	6'3"	190	Fort Wayne, IN (Neuqua Valley/Valparaiso)
12	Timmy Manning	Jr.	L/L	6'2"	195	Pompano Beach, FL (Cardinal Gibbons, Florida)
13	Tyler Meyer	RS So.	R/R	6'3"	215	Riverbank, CA (Big Valley Chris/Stanislaus)
33	Brock Peery	Jr.	R/R	6'1"	195	Peoria, AZ (Mountain Ridge)
9	Blake Pivaroff	Jr.	L/R	6'0"	200	Laguna Beach, CA (Laguna Beach)
29	Owen Stevenson	Jr.	R/R	6'4"	205	San Francisco, CA (Sacred Heart Cathedral Prep, USF)
47	Matt Tieding	RS Jr.	R/R	6'3"	225	Fort Worth, TX (All Saints Episcopal/San Jac)
38	Tyler Valdez	Jr.	R/R	6'1"	180	Chandler, AZ (Perry/Chandler Gilbert)
39	Jesse Wainscott	RS Sr.	R/R	6'1"	200	Indianapolis, IN (Perry Meridian/Eastern Illinois)

CATCHERS (4)

41	Bronson Balholm	RS Sr.	S/R	6'0"	185	Los Angeles, CA (Notre Dame/Beloit College)
17	Ryan Campos	So.	L/R	5'9"	180	Mesa, AZ (Red Mountain)
15	Trey Newman	RS Jr.	R/R	5'9"	180	Scottsdale, AZ (Pinnacle/Central Arizona)
21	Will Rogers	So.	R/R	6'1"	210	Shoreview, MN (Moundsview)

INFIELDERS (10)

35	Reese Beheler	Fr.	L/R	6'2"	215	Sugar Land, TX (George Ranch)
26	Willie Cano	Sr.	R/R	6'2"	185	Gilbert, AZ (Mesquite/New Mexico)
6	Nu'u Contrades	Fr.	R/R	5'10"	190	Ewa Beach, HI (Saint Louis School)
14	Wyatt Crenshaw	Sr.	L/R	6'0"	180	Chandler, AZ (Perry/Colorado Christian)
7	Luke Hill	Fr.	R/R	6'0"	190	Baton Rouge, LA (Episcopal)
32	Luke Keaschall	Jr.	R/R	6'1"	190	Watsonville, CA (Aptos/San Francisco)
25	Ethan Long	Jr.	R/R	6'3"	215	Gilbert, AZ (Mountain Pointe)
18	Jacob Tobias	So.	L/R	6'1"	225	Bakersfield, CA (Liberty)
2	Drake Varnado	So.	R/R	6'1"	180	Port Neches, TX (IMG Academy/Arkansas)
8	Jonny Weaver	Gr.	R/R	6'0"	190	Ahwatukee, AZ (Mountain Pointe/Grand Canyon)

OUTFIELDERS (4)

24	Isaiah Jackson	Fr.	L/R	6'3"	205	Vail, AZ (Cienega)
3	Nick McLain	So.	S/L	5'10"	185	Tustin, CA (Beckman/UCLA)
22	Jose Vargas	Fr.	L/R	6'2"	190	League City, TX (Clear Springs)
11	Kien Vu	Fr.	L/L	5'11"	170	San Diego, CA (Point Loma)

COACHING STAFF

30	Willie Bloomquist	Head Coach
16	Mike Goff	Assistant Coach
20	Sam Peraza	Assistant Coach
36	Dan Jaffe	Assistant Coach

2023 Sun Devil Baseball

ROSTERS

NUMERICAL

No.	Name	Yr	Pos.	B/T	HT	WT	Hometown (High School)
2	Varnado, Drake	So.	INF	R/R	6'1"	180	Port Neches, TX (IMG Academy/Arkansas)
3	McLain, Nick	So.	OF	S/L	5'10"	185	Tustin, CA (Beckman/UCLA)
5	Curtis, Khristian	Jr.	RHP	R/R	6'5"	210	Groves, TX (Port Neches-Groves/Texas A&M)
6	Contrades, Nu'u	Fr.	INF	R/R	5'10"	190	Ewa Beach, HI (Saint Louis School)
7	Hill, Luke	Fr.	INF	R/R	6'0"	190	Baton Rouge, LA (Episcopal)
8	Weaver, Jonny	Gr.	INF	R/R	6'0"	190	Ahwatukee, AZ (Mountain Pointe/Grand Canyon)
9	Pivaroff, Blake	Jr.	RHP	L/R	6'0"	200	Laguna Beach, CA (Laguna Beach)
10	Bodlovich, Christian	RS Jr.	RHP	R/R	6'0"	205	San Pedro, CA (Mira Costa)
11	Vu, Kien	Fr.	OF	L/L	5'11"	170	San Diego, CA (Point Loma)
12	Manning, Timmy	Jr.	LHP	L/L	6'2"	195	Pompano Beach, FL (Cardinal Gibbons, Florida)
13	Meyer, Tyler	RS So.	RHP	R/R	6'3"	215	Riverbank, CA (Big Valley Chris/Stanslaus)
14	Crenshaw, Wyatt	Sr.	INF	L/R	6'0"	180	Chandler, AZ (Perry/Colorado Christian)
15	Newman, Trey	RS Jr.	C	R/R	5'9"	180	Scottsdale, AZ (Pinnacle/Central Arizona)
17	Campos, Ryan	So.	C	L/R	5'9"	180	Mesa, AZ (Red Mountain)
18	Tobias, Jacob	So.	INF	L/R	6'1"	225	Bakersfield, CA (Liberty)
19	Gardner, Dylan	Jr.	RHP	R/R	6'5"	210	Meridian, ID (Borah/Big Bend CC)
21	Rogers, Will	So.	UTL	R/R	6'1"	210	Shoreview, MN (Moundsview)
22	Vargas, Jose	Fr.	OF	L/R	6'2"	190	League City, TX (Clear Springs)
23	Hernandez, Stephen	Fr.	LHP	L/L	6'2"	200	Chandler, AZ (Perry)
24	Jackson, Isaiah	Fr.	OF	L/R	6'3"	205	Vail, AZ (Cienega)
25	Long, Ethan	Jr.	INF	R/R	6'3"	215	Gilbert, AZ (Mountain Pointe)
26	Cano, Willie	Sr.	INF	R/R	6'2"	185	Gilbert, AZ (Mesquite/New Mexico)
27	Compton, Brandon	Fr.	INF	L/L	6'1"	210	Buckeye, AZ (Buckeye)
28	Humphres, Austin	Fr.	LHP	L/L	6'3"	205	Surprise, AZ (Shadow Ridge)
29	Stevenson, Owen	Jr.	RHP	R/R	6'4"	205	San Francisco, CA (Sacred Heart Cathedral Prep, USF)
31	Hansell, Josh	Jr.	RHP	R/R	6'6"	215	Chandler, AZ (Seton Catholic/Wichita State)
32	Keaschall, Luke	Jr.	INF	R/R	6'1"	190	Watsonville, CA (Aptos/San Francisco)
33	Peery, Brock	Jr.	RHP	R/R	6'1"	195	Peoria, AZ (Mountain Ridge)
35	Beheler, Reese	Fr.	INF	L/R	6'2"	215	Sugar Land, TX (George Ranch)
37	Lebamoff, Nolan	Gr.	RHP	R/R	6'3"	190	Fort Wayne, IN (Neuqua Valley/Valparaiso)
38	Valdez, Tyler	Jr.	RHP	R/R	6'1"	180	Chandler, AZ (Perry/Chandler Gilbert)
39	Wainscott, Jesse	RS Sr.	RHP	R/R	6'1"	200	Indianapolis, IN (Perry Meridian/Eastern Illinois)
40	Giblin, Jonah	RS-So.	RHP	R/R	6'4"	230	Seattle, WA (Bainbridge/Phoenix College)
41	Balholm, Bronson	RS Sr.	C	S/R	6'0"	185	Los Angeles, CA (Notre Dame/Beloit College)
45	Hanks, Ryan	Fr.	RHP	R/R	6'1"	205	Spring, TX (Klein Cain)
46	Dunn, Ross	Jr.	LHP	R/L	6'3"	225	Salt Lake City, UT (Cottonwood/Florida State)
47	Tieding, Matt	RS Jr.	RHP	R/R	6'3"	225	Fort Worth, TX (All Saints Episcopal/San Jac)
48	Armbruster, Will	Sr.	RHP	R/R	6'6"	235	Sammamish, WA (Eastside Catholic/New Mexico)

COACHING STAFF

30	Willie Bloomquist	Head Coach (Pitching Changes)
16	Mike Goff	Assistant Coach (3rd Base Coach)
20	Sam Peraza	Pitching Coach/Recruiting Coordinator (Mound Meetings)
36	Dan Jaffe	Assistant Coach (1st Base Coach)

PRO-NUN-SEE-AY-SHUNS

Bronson Balholm - BALL-home
 Reese Beheler - bee-HEE-ler
 Christian Bodlovich - BOD-low-vich
 Ryan Campos - CAMP-ose
 Willie Cano - KAW-no
 Nu'u Contrades - New con-TRAW-dez
 Josh Hansell - HAN-sell
 Austin Humphres - Like Humphreys
 Isaiah Jackson - eye-ZAY-uh

Luke Keaschall - KEESH-ull
 Nolan Lebamoff - leh-buh-MOFF
 Tyler Meyer - MY-er
 Brock Peery - PEER-ee
 Blake Pivaroff - pivv-uh-ROFF
 Matt Tieding - tee-DING
 Jacob Tobias - toe-bye-us
 Drake Varnado - var-NAY-doe
 Kien Vu - KEY-en VOO

ALPHABETICAL

No.	Name	Pos.
48	Armbruster, Will	RHP
41	Balholm, Bronson	C
35	Beheler, Reese	INF
10	Bodlovich, Christian	RHP
17	Campos, Ryan	C
26	Cano, Willie	INF
27	Compton, Brandon	INF
6	Contrades, Nu'u	INF
14	Crenshaw, Wyatt	INF
5	Curtis, Khristian	RHP
46	Dunn, Ross	LHP
19	Gardner, Dylan	RHP
40	Giblin, Jonah	RHP
45	Hanks, Ryan	RHP
31	Hansell, Josh	RHP
23	Hernandez, Stephen	LHP
7	Hill, Luke	INF
28	Humphres, Austin	LHP
24	Jackson, Isaiah	OF
32	Keaschall, Luke	INF
37	Lebamoff, Nolan	RHP
25	Long, Ethan	INF
12	Manning, Timmy	LHP
3	McLain, Nick	OF
13	Meyer, Tyler	RHP
15	Newman, Trey	C
33	Peery, Brock	RHP
9	Pivaroff, Blake	RHP
21	Rogers, Will	UTL
29	Stevenson, Owen	RHP
47	Tieding, Matt	RHP
18	Tobias, Jacob	INF
38	Valdez, Tyler	RHP
22	Vargas, Jose	OF
2	Varnado, Drake	INF
11	Vu, Kien	OF
39	Wainscott, Jesse	RHP
8	Weaver, Jonny	INF

BY POSITION

Catchers	4
Pitchers	20
Infielders	10
Outfielders	4

BY CLASS

Seniors	7
Juniors	14
Sophomores	7
Freshmen	10

BATTING

Lefties	7
Righties	9
Switch	2

PITCHING

Righties	15
Lefties	5

2023 Sun Devil Baseball

LAST TIME

Hitting Categories	
Hit a grand slam.....	Jacon Tobias, April 22, 2023 vs. Cal State Fullerton (L, 8-11) Team hit two grand slams..... Team hit five or more home runs.....
Hit a walkoff HR.....	Isaiah Jackson (grand slam), April 22, 2023, vs. #21 Oregon State (W, 11-7) Led off the game with a HR..... Hit for the cycle..... Team hit for the cycle to open the game..... Team hit for the cycle on four consecutive batters.....
Hit back-to-back HRs.....	Wyatt Crenshaw, March 18, 2023 at Utah (L, 6-11) Hit back-to-back-to-back HRs..... Hit two HRs in one game..... Switch hitter homered from both sides in one game..... A freshman hit two HR in one game..... Hit three HRs in one game..... Reached base 6+ times in one game..... A player hit two grand slams in one season.....
Had five hits in one game.....	Ryan Campos and Ethan Long, Feb. 21, 2023 vs. UNLV (W, 6-3) Had six hits in one game..... Had seven hits in one game..... Had three doubles in one game..... Had four doubles in one game..... Hit two triples in one game..... Had seven RBI in one game..... Had eight RBI in one game..... Had nine RBI in one game..... Stole four bases in one game.....
Stole home.....	Isaiah Jackson, April 22, 2023, vs. #21 Oregon State (W, 11-7) Struck out five or more times in one game..... Hitter stranded seven runners on base..... Recorded 13 total bases.....
Had an inside-the-park home run.....	Luke Keaschall, April 25, 2023, vs. Cal State Fullerton (5-for-5) Had an inside-the-park home run AND a traditional home run in one game..... Scored five runs in one game..... Was hit by a pitch two or more times..... Team was hit by 5+ pitches..... Walked 4+ times.....
Opponent hit two HRs in one game.....	Isaiah Jackson, April 15, 2023 at Washington (W, 8-6) Opponent hit a walkoff HR..... Opponent hit a leadoff HR.....
Pitching Categories	
Threw a no-hitter.....	2, Mikey Kane, April 22, 2023 vs. #21 Oregon State Threw a perfect game..... Threw a one-hitter.....
Threw a two-hitter.....	5, Isaiah Jackson, at Mississippi State, Feb. 24, 2023 Were no-hit..... Were one-hit..... Were two-hit..... Threw a complete game..... Threw a complete game shutout..... Threw back-to-back complete games..... Threw back-to-back complete game shutouts..... Had an opposing pitcher throw a complete game..... Shut out an opponent (five or more pitchers)..... Shut out an opponent in back to back games (one or more pitchers).....
ASU was shutout.....	at Arizona April 19, 2023 (L, 0-20) Struck out 10 or more batters in a game..... Team struck out 18 or more batters..... Had back-to-back starts with 10 strikeouts..... Individual struck out 15 or more batters in a game..... Had an opposing pitcher strike out 10 or more Sun Devils..... Did not walk a batter (complete game)..... Recorded 10 wins in a season.....
Hit three batters in a game.....	Ross Dunn (3), March 17, 2023 at Utah (W, 9-7) Starting pitcher hit a home run in a game..... Reliever pitched 6.0+ innings in relief..... Used 10+ pitchers..... Pitcher went 7.0 innings with one hit or less.....
Fielding Categories	
Had no errors in four straight games.....	April 20, 23, 26-27, 2019 at Utah, vs. UNLV, at Washington Committed three or more errors in one game..... Team had five errors in one game..... Had 16 or more putouts in one game..... Had 20 or more put outs in one game..... Had eight or more assists in one game.....
Caught and pitched in the same game.....	Luke Hill (3), April 22, 2023 vs. #21 Oregon State 5, April 22, 2023 vs. #21 Oregon State Turned four double plays in one game..... Turned five+ double plays in one game..... Turned a triple play.....
Scoring and Misc. Categories	
Recorded 20+ hits.....	20, March 12, 2023 vs. UC Davis Recorded 20+ hits in back-to-back games..... Scored 30+ runs..... Scored 10+ runs..... Allowed 10+ runs in one inning..... Allowed 5 or more home runs in a game..... Allowed 3 or more home runs in an inning..... Walked 15+ times in a game..... Walked 15+ opponent batters..... Stranded 15+ ASU runners on base in one game..... Stranded 15+ opponent runners on base in one game..... Surrendered a ninth inning lead..... Walked off an opponent..... Swept a three-game Pac-12 series..... Swept a three-game Non-Conference series..... Shut out an opponent twice in a series..... Were swept in a Pac-12 series..... Were swept in a Pac-12 series at home..... Were swept in a three-game Non-Conference series..... Played in extra innings..... Played in 14+ innings..... Played back-to-back extra inning games..... Played a game lasting 5+ hours..... ASU overcame a five-run deficit..... ASU overcame multiple five-run deficits in a season.....

2023 Sun Devil Baseball

SITUATIONAL RECORDS/PITCHING STAFF

Record When...

Overall	28-13	Opponent 0-2 runs.....	9-0	Hit 0 home runs.....	5-4
Conference	13-4	3-5 runs	9-2	1 home run	7-4
Non-Conference	15-9	6-9 runs	7-4	2+ home runs.....	16-4
Home games	20-5	10+ runs.....	3-7	Opponent 0 home runs.....	15-2
Away games	6-8	Scored in 1st inning	14-4	1 home run	5-4
Neutral site	2-0	Opp. scored in 1st	10-8	2+ HRs	8-7
Day games	11-8	Scores first.....	16-6	Made 0 errors	11-4
Night games	17-5	Opp. scores first.....	12-7	1 error	12-5
vs Left starter	6-4	After 6 leading	22-3	2+ errors	5-4
vs Right starter	22-9	trailing	3-10	Opp. made 0 errors.....	13-8
1-Run games.....	5-2	tied	3-0	1 error	11-2
2-Run games	5-1	After 7 leading	24-1	2+ errors	4-3
5+Run games.....	9-6	trailing	3-10	Out-hit opponent	21-2
Extra innings.....	0-1	tied	1-2	Out-hit by opponent	3-10
Shutouts	1-1	After 8 leading	25-0	Hits are tied	4-1
Scoring 0-2 runs	1-3	trailing	1-11		
3-5 runs	3-5	tied	2-2		
6-9 runs.....	13-4				
10+ runs	11-1				

A Look At the Pitching Staff

Arizona State Starters

Pitcher	Starts/QS	PC/Start	IP/Start	ER Against/Start	Runs For/Start	PCK	DP	Team Record
Dunn	11/1	1004/91.2	45.0/4.1	22/2.0	38/3.5	0	4	7-4
Curtis	10/1	805/80.5	46.2/4.6	29/2.9	34/3.4	0	4	7-3
Giblin	6/0	385/64.2	22.2/3.8	15/2.5	39/6.5	0	2	5-1
Manning	5/0	242/48.4	13.0/2.6	16/3.2	4/0.8	0	1	2-3
Stevenson	3/0	136/45.3	8.0/2.7	6/2.0	9/3.0	0	0	2-1
Hansell	3/0	156/52.0	8.1/2.7	5/1.7	3/1.0	0	0	3-0
Tieding	3/0	122/40.7	6.2/2.2	8/2.7	6/2.0	0	0	2-1

Arizona State Bullpen (Relief Appearances Stats Only)

Reliever	APP	IP	H	R	ER	BB	SO	SV	ERA	Hold	IR/Scored	1st Bat. Faced/Ret.
Armbruester	4	3.2	4	1	1	0	0	0	2.45	0	1/0	4/4
Lebamoff	20	18.1	13	7	6	16	15	0	2.95	7	16/5	20/14
Peery	22	16.1	15	6	6	7	19	2	3.31	3	30/12	22/10
Giblin	7	12.2	11	5	5	4	12	0	3.55	2	3/1	7/4
Pivaroff	21	23.2	17	11	10	7	20	2	3.80	7	9/0	21/15
Tieding	17	30.2	28	21	16	6	16	0	4.70	3	12/6	17/8
Stevenson	15	28.0	26	16	15	15	31	4	4.82	1	0/0	15/9
Manning	10	21.0	19	12	12	9	26	0	5.14	3	5/0	10/9
Valdez	5	5.2	7	4	4	3	5	0	6.35	0	2/0	6/5
Humphres	8	6.0	9	7	5	2	5	0	7.50	0	1/1	8/3
Bodlovich	11	5.1	15	7	5	4	2	0	8.44	2	16/10	11/4
Hansell	9	13.1	16	13	13	10	9	0	8.78	0	0/0	9/7
Gardner	8	5.2	5	7	7	8	4	0	11.12	0	0/0	8/3
Rogers	2	1.1	4	4	4	2	2	0	27.00	0	0/0	2/1
Hanks	1	0.1	1	0	0	1	1	0	0.00	0	3/3	1/0
Wainscott	16	20.2	24	16	15	5	18	1	6.53	3	10/5	16/10

2023 Sun Devil Baseball

TEAM AND INDIVIDUAL RANKINGS

NATIONAL/LEAGUE RANKINGS

Category	Team	Nat'l	Pac-12	Value
Base on Balls (295 ranked)		197	7	.164
Batting Average (295 ranked)		18	2	.0314
Double Plays (295 ranked)		61	3	.31
Double Plays Per Game (295 ranked)		85	5	.076
Doubles (295 ranked)		33	3	.89
Doubles Per Game (295 ranked)		46	4	.217
Earned Run Average (295 ranked)		125	10	.558
Fielding Percentage (295 ranked)		108	6	.0972
Hit Batters (295 ranked)		54	1	.60
Hit by Pitch (295 ranked)		199	8	.41
Hits (295 ranked)		10	2	.451
Hits Allowed Per Nine Innings (295 ranked)		115	8	.937
Home Runs (294 ranked)		47	3	.60
Home Runs Per Game (295 ranked)		53	4	.146
On Base Percentage (295 ranked)		71	3	.0394
Runs (295 ranked)		65	2	.304
Sacrifice Bunts (294 ranked)		219	8	.9
Sacrifice Flies (295 ranked)		40	4	.22
Scoring (295 ranked)		80	3	.74
Shutouts (134 ranked)		134	7	.1
Slugging Percentage (295 ranked)		34	2	.0512
Stolen Bases (295 ranked)		162	6	.41
Stolen Bases Per Game (295 ranked)		171	6	.1
Strikeout-to-Walk Ratio (295 ranked)		114	10	.197
Strikeouts Per Nine Innings (295 ranked)		128	5	.87
Triples (290 ranked)		131	5	.8
Triples Per Game (295 ranked)		153	5	.02
WHIP (295 ranked)		101	9	.153
WL Pct (295 ranked)		32	3	.0683
Walks Allowed Per Nine Innings (295 ranked)		113	9	.441

Category	Individual	Nat'l	Pac-12	Value
Base on Balls Per Game (150 ranked)	Ryan Campos	131	6	.079
Batting Average (249 ranked)	Ryan Campos	19	1	.0413
	Luke Keaschall	125	7	.037
	Luke Hill	217	11	.0351
Doubles (127 ranked)	Luke Keaschall	2	1	.21
	Wyatt Crenshaw	51	3	.15
Doubles Per Game (148 ranked)	Luke Keaschall	4	1	.051
	Wyatt Crenshaw	80	4	.038
Games Started (23 ranked)	Ross Dunn	7	1	.11
	Khristian Curtis	23	2	.10
Hit Batters (140 ranked)	Matt Tieding	29	1	.12
	Brock Peery	140	6	.9
Hits (148 ranked)	Luke Keaschall	47	2	.61
Hits Per Game (150 ranked)	Ryan Campos	64	5	.152
	Luke Keaschall	78	7	.149
Home Runs (130 ranked)	Luke Keaschall	130	4	.11
On Base Percentage (149 ranked)	Ryan Campos	18	1	.0523
Pitching Appearances (145 ranked)	Brock Peery	18	3	.22
	Blake Pivaroff	30	5	.21
	Nolan Lebamoff	56	11	.20
	Matt Tieding	56	11	.20
	Owen Stevenson	145	19	.18
Runs (145 ranked)	Luke Keaschall	118	6	.43
Runs Batted In (131 ranked)	Jacob Tobias	45	2	.48
	Luke Keaschall	113	6	.43
Runs Batted In Per Game (148 ranked)	Jacob Tobias	68	4	.12
Runs Per Game (150 ranked)	Ryan Campos	56	4	.121
Sacrifice Flies (104 ranked)	Isaiah Jackson	41	3	.5
	Wyatt Crenshaw	104	7	.4
Saves (473 ranked)	Owen Stevenson	112	6	.4
Slugging Percentage (250 ranked)	Luke Keaschall	63	3	.0709
	Ryan Campos	134	7	.0661
Stolen Bases (144 ranked)	Luke Keaschall	96	4	.16
Stolen Bases Per Game (149 ranked)	Luke Keaschall	129	6	.039
Strikeouts (148 ranked)	Ross Dunn	55	3	.67
Strikeouts Per Nine Innings (150 ranked)	Ross Dunn	14	2	.134
Total Bases (141 ranked)	Luke Keaschall	21	1	.117
Toughest to Strike Out (150 ranked)	Ryan Campos	56	3	.101
Triples (76 ranked)	Jacob Tobias	26	3	.4
Triples Per Game (146 ranked)	Jacob Tobias	60	5	.01

CAREER HIGHS

HITTERS	HITS	DOUBLES	TRIPLES	HOMERS	RUNS	RBI	STEALS	WALKS
BRONSON BALHOLM	4	2	1	1	4	4	2	4
REESE BEHELER	1	0	0	0	1	1	0	1
RYAN CAMPOS	4	1	1	1	3	4	1	1
WILLIE CANO	3	1	X	1	3	3	1	1
NUU CONTRADES	4	2	0	1	4	5	1	1
WYATT CRENSHAW	4	2	2	2	4	5	2	1
LUKE HILL	3	3	0	1	4	5	1	1
ISAIAH JACKSON	2	2	0	1	2	2	1	1
LUKE KEASCHALL	5	2	1	2	3	5	3	1
ETHAN LONG	4	1	1	2	3	6	1	1
NICK McLAIN	3	0	0	1	2	4	0	1
TREY NEWMAN	3	1	0	1	2	3	1	1
WILL ROGERS	4	2	1	2	4	6	1	1
JACOB TOBIAS	4	2	1	2	3	5	1	1
DRAKE VARNADO	2	1	0	0	1	2	1	1
KIEN VU	3	1	1	1	2	1	1	1
JONNY WEAVER	4	2	1	2	4	4	2	2

2023 Sun Devil Baseball

RECORD BY POSITION STARTS

LF		CF		RF	
Rogers, 16 (11-5)		Jackson, 37 (25-12)		Crenshaw, 28 (22-6)	
Vu, 13 (11-2)		Vu, 4 (3-1)		McLain, 9 (5-4)	
Campos, 8 (6-2)				Vu, 3 (1-2)	
Crenshaw, 4 (0-4)				Long, 1 (0-1)	
SS		2B			
Hill, 39 (27-12)		Keaschall, 41 (28-13)			
Varnado, 1 (1-0)					
		SP		1B	
		Dunn, 11 (7-4)		Tobias, 33 (23-10)	
		Curtis, 10 (7-3)		Long, 8 (5-3)	
		Giblin, 6 (5-1)			
		Manning, 5 (2-3)			
		Stevenson, 3 (2-1)			
		Hansell, 3 (3-0)			
		Tieding, 3 (2-1)			
		C		DH	
		Campos, 25 (18-7)		Cano, 12 (11-1)	
		Newman, 11 (7-4)		Crenshaw, 8 (5-3)	
		Balholm, 5 (3-2)		Rogers, 8 (5-3)	
				Jacob Tobias, 7 (4-3)	
				Long, 3 (1-2)	
				Beheler, 2 (1-1)	
				Weaver, 1 (1-0)	

DOUBLE PLAYS

Gm #	Date	Opponent	Pitcher (SZN #)	Scoring	Players	Inn	Outs	Score	Final
1-Feb. 17		SDSU	Dunn (1)	643 GDP	Hill-Keaschall-Long	1	1	0-0	6-5
1-Feb. 17		SDSU	Stevenson (1)	543 GDP	Contrades-Keaschall-Long	5	1	3-0	6-5
2-Feb. 18		SDSU	Tieding (1)	L3U DP	Long	7	0	2-0	5-3
5-Feb. 24		@ Miss. St.	Dunn (2)	63 GDP	Hill-Long	1	1	3-0	13-4
5-Feb. 24		@ Miss. St.	Stevenson (2)	543 GDP	Contrades-Keaschall-Weaver	5	0	13-0	13-4
5-Feb. 24		@ Miss. St.	Giblin (1)	543 GDP	Contrades-Keaschall-Weaver	8	1	13-4	13-4
7-Feb. 26		@ Miss. St.	Manning (1)	L4 DP	Keaschall	3	0	2-3	3-16
10-March 4		UC Irvine	Curtis (1)	361 GDP	Tobias-Hill-Curtis	3	1	0-2	9-10
10-March 4		UC Irvine	Curtis (2)	63 DP	Hill-Tobias	4	1	0-3	9-10
10-March 4		UC Irvine	Stevenson (3)	643 GDP	Hill-Keaschall-Tobias	6	1	5-6	9-10
11-March 5		UC Irvine	Pivaroff (1)	643 GDP	Hill-Keaschall-Long	7	1	0-6	2-7
11-March 5		UC Irvine	Gardner (1)	463 GDP	Keaschall-Hill-Long	8	1	0-6	2-7
11-March 5		UC Irvine	Wainscott (1)	643 GDP	Hill-Keaschall-Long	9	0	1-7	2-7
14-March 10		UC Davis	Dunn (3)	KS DP	Campos-Hill	1	1	0-0	7-1
15-March 11		UC Davis	Peery (1)	463 GDP	Keaschall-Hill-Tobias	7	1	5-4	6-4
16-March 12		UC Davis	Giblin (2)	L6U DP	Hill	2	1	3-0	17-4
17-March 14		Utah Tech	Peery (2)	463 GDP	Keaschall-Varnado-Tobias	9	0	9-1	9-1
20-March 19		@ Utah	Pivaroff (2)	463 GDP	Keaschall-Hill-Tobias	6	0	6-2	6-11
23-March 25		Arizona	Curtis (3)	463 GDP	Keaschall-Hill-Tobias	5	0	1-3	7-4
24-March 26		Arizona	Manning (2)	643 GDP	Hill-Keaschall-Tobias	6	1	7-3	10-6
26-March 31		@ Cal	Dunn (4)	63 GDP	Hill-Tobias	1	0	0-0	4-1
28-April 2		@ Cal	Giblin (3)	63 GDP	Hill-Tobias	1	1	0-0	15-10
29-April 4		Seattle U.	Hansell (1)	L3U DP	Tobias	3	1	3-1	11-6
31-April 7		WSU	Tieding (2)	463 GDP	Keaschall-Hill-Tobias	6	0	2-2	6-2
34-April 14		@ Washington	Peery (3)	643 GDP	Hill-Keaschall-Tobias	5	1	2-8	3-8
34-April 14		@ Washington	Armbruster (1)	543 GDP	Contrades-Keaschall-Tobias	7	0	3-8	3-8
35-April 15		@ Washington	Curtis (4)	643 GDP	Hill-Keaschall-Tobias	1	0	2-1	8-6
36-April 19		@ Arizona	Giblin (4)	F9 DP A1	McLain-Giblin-Keaschall	4	1	0-11	0-20
38-April 22		#21 Oregon State	Manning (3)	4U-3 GDP	Keaschall-Tobias	6	1	3-7	11-7
40-April 25		Cal State Fullerton	Tieding (3)	34 DP	Tobias-Keaschall	5	1	2-0	9-1
40-April 25		Cal State Fullerton	Humphres (1)	643 GDP	Hill-Keaschall-Tobias	8	1	8-1	9-1

2023 Sun Devil Baseball


TV/RADIO ROSTER



#2, Drake Varnado
So. • INF • R/R • 6-1 • 180



#3, Nick McLain
So.. • OF • S/R • 5-10 • 185




#5, Khristian Curtis
Jr. • RHP • R/R • 6-5 • 210




#6, Nu'u Contrades
Fr. • INF • R/R • 5-10 • 190




#7, Luke Hill
Fr. • INF • R/R • 6-0 • 190



#8, Waver, Jonny
Gr. • INF • R/R • 6-0 • 190



#9, Blake Pivaroff
Jr. • RHP • L/R • 6-0 • 200



#10, Christian Bodlovich
Jr. • RHP • R/R • 6-0 • 205




#11, Kien Vu
Fr. • OF • L/L • 5-11 • 170



#12, Timmy Manning
Jr. • LHP • L/L • 6-2 • 195




#14, Wyatt Crenshaw
Sr. • INF • L/R • 6-0 • 180



#15, Trey Newman
R.Jr. • C • R/R • 5-9 • 180




#17, Ryan Campos
So. • C • L/R • 5-9 • 180



#18, Jacob Tobias
So. • INF • L/R • 6-1 • 225




#19, Dylan Gardner
Jr. • RHP • R/R • 6-5 • 210



#21, Will Rogers
So. • C/OF • R/R • 6-1 • 210



#22, Jose Vargas
Fr. • OF • L/R • 6-2 • 190



#23, Stephen Hernandez
Fr. • LHP • L/L • 6-2 • 200



#24, Isaiah Jackson
Fr. • OF • L/R • 6-3 • 205



#25, Ethan Long
Jr. • INF • R/R • 6-3 • 215

2023 Sun Devil Baseball

TV/RADIO ROSTER



#26, Willie Cano
Sr. • INF • R/R • 6-2 • 185



#28, Austin Humphres
Fr. • LHP • L/L • 6-1 • 210




#29, Owen Stevenson
Jr. • RHP • R/R • 6-4 • 205



#31, Josh Hansell
Jr. • RHP • R/R • 6-6 • 215



#32, Luke Keaschall
Jr. • INF • R/R • 6-1 • 190



#33, Brock Peery
Jr. • RHP • R/R • 6-1 • 195



#35, Reese Beheler
Fr. • INF • L/R • 6-2 • 215



#37, Nolan Lebamoff
Gr. • RHP • R/R • 6-3 • 190



#38, Tyler Valdez
Jr. • RHP • R/R • 6-1 • 180




#39, Jesse Wainscott
R.Sr. • RHP • R/R • 6-1 • 200




#40, Jonah Giblin
R-So. • RHP • R/R • 6-4 • 230



#41, Bronson Balholm
R-Sr. • C • S/R • 6-0 • 185



#45, Ryan Hanks
Fr. • RHP • R/R • 6-1 • 205



#46, Ross Dunn
Jr. • LHP • R/L • 6-3 • 225



#47, Matt Tieding
R-Jr. • RHP • R/R • 6-3 • 225



#48, Will Armbruster
Sr. • RHP • R/R • 6-6 • 235



#30, Willie Bloomquist
HEAD COACH



#16, Mike Goff
ASSISTANT COACH



#20, Sam Peraza
PITCHING COACH



#36, Dan Jaffe
ASSISTANT COACH

2023 Sun Devil Baseball

Statistics Summary for Arizona State (as of Apr 27, 2023)

(All games)

Record: 28-13 Home: 20-5 Away: 6-8 Neutral: 2-0 Pac-12: 13-4

Date	Opponent	Score	Player	avg	slug	ob%	g	ab	r	h	2b	3b	hr	rbi	bb	so	sb	cs	e
2/17	SAN DIEGO STATE	w 6-5	Campos, Ryan	.413	.661	.523	33	121	40	50	7	1	7	21	26	12	2	1	2
2/18	SAN DIEGO STATE	w 5-3	Keaschall, Luke	.370	.709	.458	41	165	43	61	21	1	11	43	18	22	16	1	7
2/19	SAN DIEGO STATE	w 1-0	Hill, Luke	.351	.500	.434	40	148	37	52	10	0	4	33	21	28	3	2	11
2/21	UNLV	w 6-3	Tobias, Jacob	.344	.576	.433	40	151	23	52	6	4	7	48	23	29	1	0	1
2/24	at Mississippi State	w 13-4	Contrades, Nu'u	.327	.506	.358	39	162	33	53	8	0	7	32	6	38	6	2	7
2/25	at Mississippi State	L 1-5	Crenshaw, Wyatt	.293	.503	.333	40	167	33	49	15	1	6	28	10	40	3	2	0
2/26	at Mississippi State	L 3-16	Vu, Kien	.284	.395	.396	30	81	17	23	4	1	1	6	11	25	4	1	0
3/1	NORTH DAKOTA STATE	w 10-9	Jackson, Isaiah	.234	.453	.327	39	128	25	30	7	0	7	24	11	44	4	4	2
3/3	UC IRVINE	L 6-16	Rogers, Will	.170	.307	.227	27	88	12	15	3	0	3	9	6	29	2	0	2
3/4	UC IRVINE	L 9-10	-----																
3/5	UC IRVINE	L 2-7	McLain, Nick	.421	.737	.511	9	38	13	16	3	0	3	13	7	7	0	0	0
3/7	at #13 Oregon State	L 4-8	Balholm, Bronson	.333	.381	.417	7	21	3	7	1	0	0	1	3	3	0	0	1
3/8	at #13 Oregon State	L 4-7	Cano, Willie	.292	.417	.410	17	48	7	14	3	0	1	11	10	9	0	0	0
3/10	UC DAVIS	w 7-1	Newman, Trey	.279	.302	.295	14	43	6	12	1	0	0	4	1	10	0	0	1
3/11	UC DAVIS	w 6-4	Long, Ethan	.270	.514	.438	12	37	8	10	0	0	3	9	8	7	0	0	2
3/12	UC DAVIS	w 17-4	Beheler, Reese	.214	.214	.353	10	14	2	3	0	0	0	1	3	4	0	0	0
3/14	UTAH TECH	w 9-1	Varnado, Drake	.167	.167	.167	7	12	2	2	0	0	0	1	0	3	0	0	0
*3/17	vs Utah	w 9-7	Weaver, Jonny	.143	.143	.143	7	14	0	2	0	0	0	1	0	5	0	1	0
*3/18	at Utah	w 15-9	Totals	.314	.512	.394	41	1438	304	451	89	8	60	285	164	315	41	14	42
*3/19	at Utah	L 6-11	Opponents	.267	.431	.367	41	1416	264	378	72	7	49	244	178	351	56	7	30
3/22	#25 GRAND CANYON	w 11-1	LOB - Team (312), Opp (337). DPs turned - Team (31), Opp (30). IBB - Team (5), Long, E. 2, Campos, R. 1, Keaschall, L 1, Tobias, J. 1, Opp (3). Picked off - Hill, L. 2, Crenshaw, W. 2, Keaschall, L 2, Campos, R. 1, Contrades, N 1.																
Player	era	w-l	app	gs	cg	sh	sv	ip	h	r	er	bb	so	avg	hr				
*3/31	at CAL	w 4-1	Dunn, Ross	4.40	4-3	11	11	0	0	0	45.0	41	35	22	31	67	.234	3	
*4/1	at CAL	L 4-5	Curtis, Khristian	5.59	4-2	10	10	0	0	0	46.2	47	36	29	27	48	.255	7	
*4/2	at CAL	w 15-10	Tieding, Matt	5.79	4-1	20	3	0	0	0	37.1	41	29	24	9	19	.283	9	
4/4	SEATTLE U	w 11-6	-----																
*4/6	WASHINGTON STATE	w 6-5	Hanks, Ryan	0.00	0-0	1	0	0	0	0	0.1	1	0	0	1	1	.500	0	
*4/7	WASHINGTON STATE	w 6-2	Armbruester, Will	2.45	0-0	4	0	0	0	0	3.2	4	1	1	0	1	.286	1	
*4/8	WASHINGTON STATE	w 4-1	Lebamoff, Nolan	2.95	3-0	20	0	0	0	0	18.1	13	7	6	16	15	.194	1	
4/11	at Grand Canyon	w 13-10	Peery, Brock	3.31	3-0	22	0	0	0	2	16.1	15	6	6	7	19	.250	2	
*4/14	at Washington	L 3-8	Pivaroff, Blake	3.80	2-1	21	0	0	0	2	23.2	17	11	10	7	20	.195	2	
*4/15	at Washington	w 8-6	Giblin, Jonah	5.09	1-0	13	6	0	0	0	35.1	36	23	20	13	27	.275	5	
4/19	at Arizona	L 0-20	Stevenson, Owen	5.25	3-1	18	3	0	0	4	36.0	40	24	21	16	38	.282	3	
*4/21	#21 OREGON STATE	L 11-13	Valdez, Tyler	6.35	0-1	6	0	0	0	0	5.2	7	4	4	3	5	.304	0	
*4/22	#19 OREGON STATE	w 11-7	Wainscott, Jesse	6.53	1-1	16	0	0	0	2	20.2	24	16	15	5	18	.293	4	
*4/23	#21 OREGON STATE	w 12-10	Manning, Timmy	7.41	1-3	15	5	0	0	0	34.0	35	28	28	15	41	.265	3	
4/25	FULLERTON	w 9-1	Hansell, Josh	7.48	2-0	12	3	0	0	0	21.2	24	19	18	12	19	.267	5	
4/26	FULLERTON	L 8-11	Humphres, Austin	7.50	0-0	8	0	0	0	0	6.0	9	7	5	2	5	.375	1	
			Bodlovich, Christian	8.44	0-0	11	0	0	0	0	5.1	15	7	5	4	2	.500	3	
			Gardner, Dylan	11.12	0-0	8	0	0	0	0	5.2	5	7	7	8	4	.238	0	
			Rogers, Will	27.00	0-0	2	0	0	0	0	1.1	4	4	4	2	2	.571	0	
			Totals	5.58	28-13	41	41	0	1	10	363.0	378	264	225	178	351	.267	49	
			Opponents	7.35	13-28	41	41	0	1	5	352.2	451	304	288	164	315	.314	60	

* = Conference game

PB - Team (7), Campos, R. 4, Newman, T. 2, Balholm, B. 1, Opp (8). Pickoffs - Team (2), Campos, R. 2, Opp (8). SBA/ATT - Campos, R. (32-36), Dunn, R. (15-16), Balholm, B. (15-15), Newman, T. (9-11), Curtis, K. (9-10), Hansell, J. (7-7), Manning, T. (7-7), Giblin, J. (4-6), Stevenson, O (4-5), Wainscott, J (5-5), Tieding, M. (1-2), Pivaroff, B. (1-2), Lebamoff, N. (1-1), Bodlovich, C (1-1), Valdez, T. (1-1).

Score by innings	1	2	3	4	5	6	7	8	9	EX	Total
Arizona State	36	27	36	40	45	33	24	44	19	0	304
Opponents	44	27	38	24	30	28	24	32	14	3	264

Win-loss breakouts: Day 11-8; Night 17-5; vs Left 6-4; vs Right 22-9;
 1-run games 5-2; 2-run games 5-1; 5+run games 9-6; Extra inns 0-1; Shutouts 1-1.
 Current streak: Lost 1; Longest winning streak: 6; Longest losing streak: 5.
 Attendance: Home 78507 (avg 3140); Away 62758 (avg 3922); Total 141265 (avg 3445).

2023 Sun Devil Baseball
Overall Statistics for Arizona State (as of Apr 27, 2023)
(All games Sorted by Batting avg)

Record: 28-13 Home: 20-5 Away: 6-8 Neutral: 2-0 Pac-12: 13-4

Player	avg	gp-gs	ab	r	h	2b	3b	hr	rbi	tb	slg%	bb	hp	so	gdp	ob%	sf	sh	sb-att	po	a	e	fld%
17 Campos, Ryan	.413	33-33	121	40	50	7	1	7	21	80	.661	26	3	12	2	.523	1	0	2-3	231	19	2	.992
32 Keaschall, Luke	.370	41-41	165	43	61	21	1	11	43	117	.709	18	9	22	3	.458	0	1	16-17	78	108	7	.964
7 Hill, Luke	.351	40-40	148	37	52	10	0	4	33	74	.500	21	3	28	2	.434	3	0	3-5	56	107	11	.937
18 Tobias, Jacob	.344	40-40	151	23	52	6	4	7	48	87	.576	23	3	29	1	.433	3	0	1-1	242	16	1	.996
6 Contrades, Nu'u	.327	39-39	162	33	53	8	0	7	32	82	.506	6	3	38	2	.358	2	0	6-8	20	60	7	.920
14 Crenshaw, Wyatt	.293	40-40	167	33	49	15	1	6	28	84	.503	10	2	40	1	.333	4	2	3-5	51	0	0	1.000
11 Vu, Kien	.284	30-20	81	17	23	4	1	1	6	32	.395	11	4	25	0	.396	0	1	4-5	61	3	0	1.000
24 Jackson, Isaiah	.234	39-37	128	25	30	7	0	7	24	58	.453	11	9	44	2	.327	5	2	4-8	91	1	2	.979
21 Rogers, Will	.170	27-24	88	12	15	3	0	3	9	27	.307	6	1	29	4	.227	2	0	2-2	21	2	2	.920

3 Mclain, Nick	.421	9-9	38	13	16	3	0	3	13	28	.737	7	0	7	2	.511	0	0	0-0	21	1	0	1.000
41 Balholm, Bronson	.333	7-5	21	3	7	1	0	0	1	8	.381	3	0	3	0	.417	0	0	0-0	51	1	1	.981
26 Cano, Willie	.292	17-13	48	7	14	3	0	1	11	20	.417	10	1	9	2	.410	2	1	0-0	1	1	0	1.000
15 Newman, Trey	.279	14-11	43	6	12	1	0	0	4	13	.302	1	0	10	0	.295	0	2	0-0	69	9	1	.987
25 Long, Ethan	.270	12-12	37	8	10	0	0	3	9	19	.514	8	3	7	3	.438	0	0	0-0	62	2	2	.970
35 Beheler, Reese	.214	10-2	14	2	3	0	0	0	1	3	.214	3	0	4	0	.353	0	0	0-0	3	0	0	1.000
2 Varnado, Drake	.167	7-1	12	2	2	0	0	0	1	2	.167	0	0	3	0	.167	0	0	0-0	6	7	0	1.000
8 Weaver, Jonny	.143	7-2	14	0	2	0	0	0	1	2	.143	0	0	5	0	.143	0	0	0-1	8	2	0	1.000
Totals	.314	41	1438	304	451	89	8	60	285	736	.512	164	41	315	24	.394	22	9	41-55	1089	367	42	.972
Opponents	.267	41	1416	264	378	72	7	49	244	611	.431	178	60	351	23	.367	24	12	56-63	1058	346	30	.979

LOB - Team (312), Opp (337). DPs turned - Team (31), Opp (30). IBB - Team (5), Long, E. 2, Campos, R. 1, Keaschall, L 1, Tobias, J. 1, Opp (3). Picked off - Hill, L. 2, Crenshaw, W. 2, Keaschall, L 2, Campos, R. 1, Contrades, N 1.

(All games Sorted by Earned run avg)

Player	era	w-l	app	gs	cg	sho	sv	ip	h	r	er	bb	so	2b	3b	hr	b/avg	wp	hp	bk	sfa	sha
46 Dunn, Ross	4.40	4-3	11	11	0	0/0	0	45.0	41	35	22	31	67	7	2	3	.234	9	8	0	1	2
5 Curtis, Khristian	5.59	4-2	10	10	0	0/0	0	46.2	47	36	29	27	48	10	1	7	.255	5	5	0	2	0
47 Tieding, Matt	5.79	4-1	20	3	0	0/0	0	37.1	41	29	24	9	19	6	0	9	.283	0	12	1	3	4

45 Hanks, Ryan	0.00	0-0	1	0	0	0/0	0	0.1	1	0	0	1	1	1	0	0	.500	1	0	0	0	0
48 Armbruester, Will	2.45	0-0	4	0	0	0/0	0	3.2	4	1	1	0	1	1	0	1	.286	0	1	0	0	0
37 Lebamoff, Nolan	2.95	3-0	20	0	0	0/0	0	18.1	13	7	6	16	15	2	0	1	.194	1	0	0	1	1
33 Peery, Brock	3.31	3-0	22	0	0	0/0	2	16.1	15	6	6	7	19	3	0	2	.250	0	9	0	0	1
9 Pivaroff, Blake	3.80	2-1	21	0	0	0/0	2	23.2	17	11	10	7	20	2	0	2	.195	0	3	0	0	0
40 Giblin, Jonah	5.09	1-0	13	6	0	0/1	0	35.1	36	23	20	13	27	9	0	5	.275	6	2	0	7	1
29 Stevenson, Owen	5.25	3-1	18	3	0	0/0	4	36.0	40	24	21	16	38	5	1	3	.282	1	5	0	0	1
38 Valdez, Tyler	6.35	0-1	6	0	0	0/0	0	5.2	7	4	4	3	5	2	0	0	.304	1	0	0	0	1
39 Wainscott, Jesse	6.53	1-1	16	0	0	0/1	2	20.2	24	16	15	5	18	7	2	4	.293	4	2	0	4	0
12 Manning, Timmy	7.41	1-3	15	5	0	0/1	0	34.0	35	28	28	15	41	7	0	3	.265	3	4	0	3	1
31 Hansell, Josh	7.48	2-0	12	3	0	0/0	0	21.2	24	19	18	12	19	6	1	5	.267	6	1	0	0	0
28 Humphres, Austin	7.50	0-0	8	0	0	0/0	0	6.0	9	7	5	2	5	2	0	1	.375	3	4	0	2	0
10 Bodlovich, Christian	8.44	0-0	11	0	0	0/1	0	5.1	15	7	5	4	2	1	0	3	.500	1	0	0	0	0
19 Gardner, Dylan	11.12	0-0	8	0	0	0/0	0	5.2	5	7	7	8	4	1	0	0	.238	1	3	0	0	0
21 Rogers, Will	27.00	0-0	2	0	0	0/0	0	1.1	4	4	4	2	2	0	0	0	.571	1	1	0	1	0
Totals	5.58	28-13	41	41	0	1/1	10	363.0	378	264	225	178	351	72	7	49	.267	43	60	1	24	12
Opponents	7.35	13-28	41	41	0	1/1	5	352.2	451	304	288	164	315	89	8	60	.314	26	41	1	22	9

PB - Team (7), Campos, R. 4, Newman, T. 2, Balholm, B. 1, Opp (8). Pickoffs - Team (2), Campos, R. 2, Opp (8). SBA/ATT - Campos, R. (32-36), Dunn, R. (15-16), Balholm, B. (15-15), Newman, T. (9-11), Curtis, K. (9-10), Hansell, J. (7-7), Manning, T. (7-7), Giblin, J. (4-6), Stevenson, O (4-5), Wainscott, J (5-5), Tieding, M. (1-2), Pivaroff, B. (1-2), Lebamoff, N. (1-1), Bodlovich, C (1-1), Valdez, T. (1-1).

2023 Sun Devil Baseball
Overall Statistics for Arizona State (as of Apr 27, 2023)
(All games Sorted by Fielding pct)

Player	c	po	a	e	fld%	dp	sba	csb	sba%	pb	ci
11 Vu, Kien	64	61	3	0	1.000	0	0	0	---	0	0
14 Crenshaw, Wyatt	51	51	0	0	1.000	0	0	0	---	0	0
3 McClain, Nick	22	21	1	0	1.000	1	0	0	---	0	0
2 Varnado, Drake	13	6	7	0	1.000	1	0	0	---	0	0
8 Weaver, Jonny	10	8	2	0	1.000	2	0	0	---	0	0
40 Giblin, Jonah	5	1	4	0	1.000	1	4	2	.667	0	0
29 Stevenson, Owen	4	1	3	0	1.000	0	4	1	.800	0	0
31 Hansell, Josh	4	1	3	0	1.000	0	7	0	1.000	0	0
39 Wainscott, Jesse	4	2	2	0	1.000	0	5	0	1.000	0	0
35 Beheler, Reese	3	3	0	0	1.000	0	0	0	---	0	0
9 Pivaroff, Blake	2	2	0	0	1.000	0	1	1	.500	0	0
26 Cano, Willie	2	1	1	0	1.000	0	0	0	---	0	0
12 Manning, Timmy	2	0	2	0	1.000	0	7	0	1.000	0	0
38 Valdez, Tyler	1	0	1	0	1.000	0	1	0	1.000	0	0
10 Bodlovich, Christian	1	0	1	0	1.000	0	1	0	1.000	0	0
48 Armbruester, Will	1	0	1	0	1.000	0	0	0	---	0	0
19 Gardner, Dylan	1	0	1	0	1.000	0	0	0	---	0	0
33 Peery, Brock	1	0	1	0	1.000	0	0	0	---	0	0
18 Tobias, Jacob	259	242	16	1	.996	18	0	0	---	0	0
17 Campos, Ryan	252	231	19	2	.992	1	32	4	.889	4	0
15 Newman, Trey	79	69	9	1	.987	0	9	2	.818	2	0
41 Balholm, Bronson	53	51	1	1	.981	0	15	0	1.000	1	0
24 Jackson, Isaiah	94	91	1	2	.979	0	0	0	---	0	0
25 Long, Ethan	66	62	2	2	.970	7	0	0	---	0	0
32 Keaschall, Luke	193	78	108	7	.964	21	0	0	---	0	0
7 Hill, Luke	174	56	107	11	.937	20	0	0	---	0	0
21 Rogers, Will	25	21	2	2	.920	0	0	0	---	0	0
6 Contrades, Nu'u	87	20	60	7	.920	4	0	0	---	0	0
5 Curtis, Khristian	11	7	3	1	.909	1	9	1	.900	0	0
47 Tieding, Matt	7	3	3	1	.857	0	1	1	.500	0	0
46 Dunn, Ross	7	0	3	4	.429	0	15	1	.938	0	0
37 Lebamoff, Nolan	0	0	0	0	.000	0	1	0	1.000	0	0
28 Humphres, Austin	0	0	0	0	.000	0	0	0	---	0	0
45 Hanks, Ryan	0	0	0	0	.000	0	0	0	---	0	0
Totals	1498	1089	367	42	.972	31	56	7	.889	7	0
Opponents	1434	1058	346	30	.979	30	41	14	.745	8	0

Hitting minimums - 1 Games 2.0 TPA/Game
Pitching minimums - 1 Games 0.9 IP/Game

2023 Sun Devil Baseball
Game Results for Arizona State (as of Apr 27, 2023)
(All games)

Date	Opponent	Score	Inns	Overall	Pac-12	Pitcher of record	Attend	Time
Feb 17, 2023	SAN DIEGO STATE	w 6-5	9	1-0-0	0-0-0	Peery, B. (W 1-0)	3180	3:15
Feb 18, 2023	SAN DIEGO STATE	w 5-3	9	2-0-0	0-0-0	Curtis, K. (W 1-0)	3026	3:24
Feb 19, 2023	SAN DIEGO STATE	w 1-0	9	3-0-0	0-0-0	Wainscott, J (W 1-0)	3085	2:40
Feb 21, 2023	UNLV	w 6-3	9	4-0-0	0-0-0	Tieding, M. (W 1-0)	2428	2:35
Feb 24, 2023	at Mississippi State	w 13-4	9	5-0-0	0-0-0	Dunn, R. (W 1-0)	11136	3:24
Feb 25, 2023	at Mississippi State	L 1-5	9	5-1-0	0-0-0	Curtis, K. (L 1-1)	14320	2:24
Feb 26, 2023	at Mississippi State	L 3-16	9	5-2-0	0-0-0	Manning, T. (L 0-1)	11043	2:53
Mar 01, 2023	NORTH DAKOTA STATE	w 10-9	9	6-2-0	0-0-0	Lebamoff, N. (W 1-0)	2085	2:55
Mar 03, 2023	UC IRVINE	L 6-16	9	6-3-0	0-0-0	Dunn, R. (L 1-1)	2507	3:15
Mar 04, 2023	UC IRVINE	L 9-10	9	6-4-0	0-0-0	Curtis, K. (L 1-2)	2422	3:14
Mar 05, 2023	UC IRVINE	L 2-7	9	6-5-0	0-0-0	Manning, T. (L 0-2)	2609	2:35
Mar 07, 2023	at #13 Oregon State	L 4-8	9	6-6-0	0-0-0	Pivaroff, B. (L 0-1)	4233	2:51
Mar 08, 2023	at #13 Oregon State	L 4-7	9	6-7-0	0-0-0	Stevenson, O (L 0-1)	4086	2:41
Mar 10, 2023	UC DAVIS	w 7-1	9	7-7-0	0-0-0	Dunn, R. (W 2-1)	2928	2:31
Mar 11, 2023	UC DAVIS	w 6-4	9	8-7-0	0-0-0	Curtis, K. (W 2-2)	2538	2:25
Mar 12, 2023	UC DAVIS	w 17-4	9	9-7-0	0-0-0	Giblin, J. (W 1-0)	2725	2:33
Mar 14, 2023	UTAH TECH	w 9-1	9	10-7-0	0-0-0	Stevenson, O (W 1-1)	2581	2:20
* Mar 17, 2023	vs Utah	w 9-7	9	11-7-0	1-0-0	Dunn, R. (W 3-1)	286	3:04
* Mar 18, 2023	at Utah	w 15-9	9	12-7-0	2-0-0	Tieding, M. (W 2-0)	1457	3:26
* Mar 19, 2023	at Utah	L 6-11	9	12-8-0	2-1-0	Wainscott, J (L 1-1)	1433	2:40
Mar 22, 2023	#25 GRAND CANYON	w 11-1	9	13-8-0	2-1-0	Hansell, J. (W 1-0)	3394	2:45
* Mar 24, 2023	ARIZONA	w 6-5	9	14-8-0	3-1-0	Tieding, M. (W 3-0)	6370	2:30
* Mar 25, 2023	ARIZONA	w 7-4	9	15-8-0	4-1-0	Lebamoff, N. (W 2-0)	5753	2:45
* Mar 26, 2023	ARIZONA	w 10-6	9	16-8-0	5-1-0	Manning, T. (W 1-2)	5027	2:30
Mar 28, 2023	vs UNLV	w 6-2	9	17-8-0	5-1-0	Lebamoff, N. (W 3-0)	800	2:28
* Mar 31, 2023	at CAL	w 4-1	9	18-8-0	6-1-0	Dunn, R. (W 4-1)	494	2:51
* Apr 01, 2023	at CAL	L 4-5	9	18-9-0	6-2-0	Tieding, M. (L 3-1)	407	2:40
* Apr 02, 2023	at CAL	w 15-10	9	19-9-0	7-2-0	Pivaroff, B. (W 1-1)	774	3:20
Apr 04, 2023	SEATTLE U	w 11-6	9	20-9-0	7-2-0	Hansell, J. (W 2-0)	2336	3:22
* Apr 06, 2023	WASHINGTON STATE	w 6-5	9	21-9-0	8-2-0	Peery, B. (W 2-0)	2644	2:55
* Apr 07, 2023	WASHINGTON STATE	w 6-2	9	22-9-0	9-2-0	Pivaroff, B. (W 2-1)	3187	3:15
* Apr 08, 2023	WASHINGTON STATE	w 4-1	9	23-9-0	10-2-0	Curtis, K. (W 3-2)	2879	2:27
Apr 11, 2023	at Grand Canyon	w 13-10	9	24-9-0	10-2-0	Peery, B. (W 3-0)	4311	3:19
* Apr 14, 2023	at Washington	L 3-8	9	24-10-0	10-3-0	Dunn, R. (L 4-2)	1459	2:27
* Apr 15, 2023	at Washington	w 8-6	9	25-10-0	11-3-0	Curtis, K. (W 4-2)	1493	3:01
Apr 19, 2023	at Arizona	L 0-20	9	25-11-0	11-3-0	Manning, T. (L 1-3)	5026	2:36
* Apr 21, 2023	#21 OREGON STATE	L 11-13	9	25-12-0	11-4-0	Dunn, R. (L 4-3)	3449	3:20
* Apr 22, 2023	#19 OREGON STATE	w 11-7	9	26-12-0	12-4-0	Stevenson, O (W 2-1)	3723	3:15
* Apr 23, 2023	#21 OREGON STATE	w 12-10	9	27-12-0	13-4-0	Stevenson, O (W 3-1)	2988	3:33
Apr 25, 2023	FULLERTON	w 9-1	9	28-12-0	13-4-0	Tieding, M. (W 4-1)	2396	2:32
Apr 26, 2023	FULLERTON	L 8-11	(11)	28-13-0	13-4-0	Valdez, T. (L 0-1)	2247	4:00

* = Conference game

() extra inning game

2023 Sun Devil Baseball
Games Summary for Arizona State (as of Apr 27, 2023)
(All games)

Score by innings	1	2	3	4	5	6	7	8	9	EX	Total
Arizona State	36	27	36	40	45	33	24	44	19	0	304
Opponents	44	27	38	24	30	28	24	32	14	3	264

Record when ...											
Overall	28-13							After 6 leading		22-3	
Conference	13-4						 trailing		3-10	
Non-Conference	15-9						 tied		3-0	
Home games	20-5							After 7 leading		24-1	
Away games	6-8						 trailing		3-10	
Neutral site	2-0						 tied		1-2	
Day games	11-8							After 8 leading		25-0	
Night games	17-5						 trailing		1-11	
vs Left starter	6-4						 tied		2-2	
vs Right starter	22-9										
1-Run games	5-2							Hit 0 home runs		5-4	
2-Run games	5-1							... 1 home run		7-5	
5+Run games	9-6							... 2+ home runs		16-4	
Extra innings	0-1										
Shutouts	1-1							Opponent 0 home runs		15-2	
							 1 home run		5-4	
Scoring 0-2 runs	1-3						 2+ HRs		8-7	
..... 3-5 runs	3-5										
..... 6-9 runs	13-4							Made 0 errors		11-4	
..... 10+ runs	11-1						 1 error		12-5	
							 2+ errors		5-4	
Opponent 0-2 runs	9-0										
..... 3-5 runs	9-2							Opp. made 0 errors		13-8	
..... 6-9 runs	7-4						 1 error		11-2	
..... 10+ runs	3-7						 2+ errors		4-3	
Scored in 1st inning	14-4							Out-hit opponent		21-2	
Opp. scored in 1st	10-8							Out-hit by opponent		3-10	
Scores first	16-6							Hits are tied		4-1	
Opp. scores first	12-7										

Record when team scores:											
Runs	0	1	2	3	4	5	6	7	8	9	10+
W-L	0-1	1-1	0-1	0-2	2-3	1-0	7-2	2-0	1-1	3-1	11-1

Record when opponent scores:											
Runs	0	1	2	3	4	5	6	7	8	9	10+
W-L	1-0	6-0	2-0	2-0	4-0	3-2	3-0	2-2	0-2	2-0	3-7

Record when leading after:											
Inn.	1	2	3	4	5	6	7	8			
W-L	11-2	13-3	16-1	17-2	19-2	22-3	24-1	25-0			

Record when trailing after:											
Inn.	1	2	3	4	5	6	7	8			
W-L	7-7	7-9	6-10	7-9	7-10	3-10	3-10	1-11			

Record when tied after:											
Inn.	1	2	3	4	5	6	7	8			
W-L	10-4	8-1	6-2	4-2	2-1	3-0	1-2	2-2			

Current losing streak: 1
Longest winning streak: 6
Longest losing streak: 5

Home attendance : 78507 (25 dates avg = 3140)
Away attendance : 62758 (16 dates avg = 3922)
Total attendance: 141265 (41 dates avg = 3445)

2023 Sun Devil Baseball
Team Game-by-Game for Arizona State (as of Apr 27, 2023)
Batting (All games)

Date	Opponent	ab	r	h	rbi	2b	3b	hr	tb	bb	ibb	sb	cs	hbp	sac	sf	gdp	k	po	a	e	lob	avg
Feb 17	SAN DIEGO STATE	32	6	14	6	3	1	1	22	5	2	2	0	2	1	1	1	4	27	14	3	10	.438
Feb 18	SAN DIEGO STATE	25	5	5	5	1	0	2	12	3	0	0	0	2	0	2	2	8	27	7	0	3	.333
Feb 19	SAN DIEGO STATE	27	1	8	1	2	0	0	10	3	0	0	1	1	0	0	1	6	27	7	0	6	.321
Feb 21	UNLV	31	6	10	6	3	0	3	22	4	1	2	1	1	0	1	0	6	27	9	1	7	.322
Feb 24	at Mississippi State	38	13	12	12	0	1	2	20	12	0	0	0	1	0	1	0	11	27	10	2	12	.320
Feb 25	at Mississippi State	31	1	5	1	0	0	0	5	2	0	1	0	2	0	0	0	10	24	12	0	7	.293
Feb 26	at Mississippi State	34	3	8	2	0	0	2	14	5	0	2	0	0	0	0	0	12	24	5	0	9	.284
Mar 01	NORTH DAKOTA S	33	10	11	10	1	1	3	23	5	0	3	0	2	1	1	1	3	27	7	1	7	.291
Mar 03	UC IRVINE	40	6	15	6	1	0	3	25	1	0	1	0	0	0	1	1	9	27	11	4	9	.302
Mar 04	UC IRVINE	30	9	6	9	1	1	0	9	9	0	0	0	1	0	1	1	8	27	11	1	5	.293
Mar 05	UC IRVINE	33	2	7	2	1	0	1	11	0	0	0	0	1	0	0	1	9	27	15	1	5	.285
Mar 07	at Oregon State	32	4	7	4	2	0	0	9	6	0	2	1	2	0	0	0	10	24	10	2	9	.280
Mar 08	at Oregon State	33	4	7	3	3	0	1	13	5	0	0	0	0	0	0	1	13	24	8	0	7	.274
Mar 10	UC DAVIS	38	7	17	6	1	0	0	18	1	0	1	1	1	0	1	1	3	27	8	0	10	.289
Mar 11	UC DAVIS	30	6	8	5	1	0	1	12	4	1	1	1	0	0	1	1	3	27	12	0	5	.287
Mar 12	UC DAVIS	42	17	20	17	7	0	2	33	6	0	0	0	0	0	1	0	4	27	7	0	8	.302
Mar 14	UTAH TECH	34	9	8	8	1	0	2	15	4	0	3	0	0	0	0	1	6	27	9	1	5	.298
*Mar 17	vs Utah	41	9	13	9	6	0	1	22	4	0	0	0	1	0	0	0	11	27	11	3	10	.300
*Mar 18	at Utah	41	15	18	14	4	0	2	28	7	0	2	0	1	1	1	2	5	27	10	0	9	.309
*Mar 19	at Utah	36	6	11	6	1	0	1	15	1	0	1	0	3	0	1	1	9	24	16	1	8	.308
Mar 22	GRAND CANYON	41	11	14	8	4	1	0	20	1	0	2	0	0	0	0	0	7	27	8	1	7	.310
*Mar 24	ARIZONA	31	6	7	6	1	0	2	14	0	0	0	1	2	0	0	0	10	27	5	1	3	.307
*Mar 25	ARIZONA	34	7	11	7	4	0	1	18	4	1	2	0	1	2	0	0	11	27	8	1	10	.307
*Mar 26	ARIZONA	34	10	15	10	2	0	4	29	2	0	0	2	0	0	2	1	5	27	10	0	4	.313
Mar 28	vs UNLV	35	6	11	5	2	1	1	18	3	0	2	0	1	0	1	0	9	27	11	0	7	.313
*Mar 31	at CAL	38	4	14	3	1	0	0	15	2	0	0	1	0	1	1	0	12	27	4	0	11	.315
*Apr 01	at CAL	37	4	8	4	1	0	1	12	3	0	0	0	0	0	0	0	13	24	6	1	9	.311
*Apr 02	at CAL	44	15	19	13	2	0	0	21	7	0	3	0	1	1	1	0	5	27	8	1	12	.317
Apr 04	SEATTLE U	36	11	14	11	2	1	1	21	8	0	1	1	2	0	1	0	10	27	6	1	12	.319
*Apr 06	WASHINGTON STA	32	6	8	6	2	0	2	16	3	0	0	0	0	1	1	0	6	27	8	0	6	.317
*Apr 07	WASHINGTON STA	31	6	8	5	0	0	2	14	4	0	3	0	1	0	0	1	8	27	9	1	6	.316
*Apr 08	WASHINGTON STA	29	4	7	4	0	0	3	16	1	0	0	0	1	0	0	1	4	27	6	1	3	.314
Apr 11	at Grand Canyon	42	13	16	13	5	0	2	27	5	0	2	1	1	0	0	0	8	27	9	0	8	.316
*Apr 14	at Washington	31	3	5	3	0	1	2	13	3	0	0	0	0	1	0	0	12	24	16	2	5	.312
*Apr 15	at Washington	39	8	15	7	4	0	2	25	2	0	0	2	1	0	0	1	5	27	9	1	7	.314
Apr 19	at Arizona	32	0	5	0	1	0	0	6	1	0	0	0	1	0	0	1	10	24	6	2	7	.310
*Apr 21	OREGON STATE	37	11	10	11	1	0	3	20	6	0	0	0	2	0	0	0	10	27	6	1	7	.309
*Apr 22	OREGON STATE	39	11	14	11	4	0	3	27	3	0	1	0	2	0	0	0	6	27	9	5	7	.311
*Apr 23	OREGON STATE	34	12	12	11	5	0	1	20	7	0	1	0	0	0	1	1	3	27	5	2	6	.312
Apr 25	FULLERTON	39	9	17	7	6	0	2	29	4	0	0	0	1	0	1	1	4	27	7	1	12	.315
Apr 26	FULLERTON	42	8	11	8	3	0	1	17	8	0	3	1	3	0	0	2	7	33	12	0	12	.314
Totals		1438	304	451	285	89	8	60	736	164	5	41	14	41	9	22	24	315	1089	367	42	312	.314

2023 Sun Devil Baseball
Team Game-by-Game for Arizona State (as of Apr 27, 2023)
Pitching (All games)

Date	Opponent	ip	h	r	er	bb	so	2b	3b	hr	wp	bk	hbp	dp	ibb	score	w-l	sv	era
Feb 17	SAN DIEGO STATE	9.0	9	5	4	6	3	1	0	0	1	0	1	2	0	6-5	1-0	0	4.00
Feb 18	SAN DIEGO STATE	9.0	8	3	3	3	9	2	0	0	0	0	2	1	0	5-3	2-0	1	3.50
Feb 19	SAN DIEGO STATE	9.0	5	0	0	1	13	3	1	0	1	0	2	0	0	1-0	3-0	1	2.33
Feb 21	UNLV	9.0	9	3	3	2	8	2	0	0	1	0	2	0	0	6-3	4-0	2	2.50
Feb 24	at Mississippi State	9.0	7	4	4	7	10	2	0	0	1	0	2	3	0	13-4	5-0	2	2.80
Feb 25	at Mississippi State	8.0	6	5	5	5	7	0	0	0	2	0	0	0	0	1-5	5-1	2	3.23
Feb 26	at Mississippi State	8.0	15	16	16	5	9	1	0	3	3	0	2	1	0	3-16	5-2	2	5.16
Mar 01	NORTH DAKOTA S	9.0	11	9	8	1	8	3	1	3	0	0	3	0	0	10-9	6-2	2	5.53
Mar 03	UC IRVINE	9.0	13	16	6	6	10	2	1	2	1	0	2	0	0	6-16	6-3	2	5.58
Mar 04	UC IRVINE	9.0	10	10	9	7	7	2	1	1	1	0	6	3	0	9-10	6-4	2	5.93
Mar 05	UC IRVINE	9.0	9	7	7	7	6	2	0	1	0	0	1	3	0	2-7	6-5	2	6.03
Mar 07	at Oregon State	8.0	9	8	7	8	5	1	0	1	1	1	0	0	1	4-8	6-6	2	6.17
Mar 08	at Oregon State	8.0	11	7	7	4	5	0	0	2	1	0	0	0	0	4-7	6-7	2	6.29
Mar 10	UC DAVIS	9.0	4	1	1	3	12	1	0	0	0	0	2	1	0	7-1	7-7	2	5.90
Mar 11	UC DAVIS	9.0	6	4	4	3	7	2	0	1	0	0	2	1	0	6-4	8-7	3	5.77
Mar 12	UC DAVIS	9.0	10	4	4	0	6	3	0	2	0	0	1	1	0	17-4	9-7	3	5.66
Mar 14	UTAH TECH	9.0	5	1	0	0	15	2	0	0	0	0	1	1	0	9-1	10-7	3	5.32
*Mar 17	vs Utah	9.0	7	7	3	2	9	2	0	1	0	0	4	0	0	9-7	11-7	4	5.18
*Mar 18	at Utah	9.0	10	9	9	7	7	2	0	0	1	0	2	0	0	15-9	12-7	4	5.39
*Mar 19	at Utah	8.0	11	11	11	5	4	0	0	1	3	0	3	1	1	6-11	12-8	4	5.71
Mar 22	GRAND CANYON	9.0	6	1	0	2	8	1	0	0	0	0	1	0	0	11-1	13-8	4	5.43
*Mar 24	ARIZONA	9.0	9	5	5	4	10	0	1	2	0	0	2	0	0	6-5	14-8	5	5.41
*Mar 25	ARIZONA	9.0	7	4	3	3	8	1	0	0	1	0	1	1	0	7-4	15-8	6	5.30
*Mar 26	ARIZONA	9.0	8	6	6	3	7	2	0	1	1	0	0	1	0	10-6	16-8	6	5.33
Mar 28	vs UNLV	9.0	6	2	2	3	10	2	1	0	2	0	0	0	0	6-2	17-8	6	5.20
*Mar 31	at CAL	9.0	3	1	1	5	11	0	0	0	2	0	2	1	0	4-1	18-8	7	5.03
*Apr 01	at CAL	8.0	7	5	4	3	10	0	0	2	0	0	0	0	0	4-5	18-9	7	5.01
*Apr 02	at CAL	9.0	11	10	8	3	3	2	0	3	3	0	0	1	0	15-10	19-9	7	5.12
Apr 04	SEATTLE U	9.0	8	6	5	8	7	3	0	0	2	0	0	1	0	11-6	20-9	7	5.12
*Apr 06	WASHINGTON STA	9.0	8	5	5	1	10	2	0	2	0	0	3	0	0	6-5	21-9	7	5.11
*Apr 07	WASHINGTON STA	9.0	8	2	2	8	15	2	0	0	2	0	0	1	0	6-2	22-9	8	5.01
*Apr 08	WASHINGTON STA	9.0	5	1	1	1	13	2	0	1	0	0	1	0	0	4-1	23-9	9	4.88
Apr 11	at Grand Canyon	9.0	18	10	10	3	6	5	1	1	1	0	1	0	0	13-10	24-9	9	5.04
*Apr 14	at Washington	8.0	8	8	4	8	9	0	0	0	6	0	2	2	0	3-8	24-10	9	5.03
*Apr 15	at Washington	9.0	14	6	5	2	6	0	0	2	0	0	0	1	0	8-6	25-10	9	5.03
Apr 19	at Arizona	8.0	19	20	17	5	6	5	0	5	2	0	4	1	0	0-20	25-11	9	5.38
*Apr 21	OREGON STATE	9.0	13	13	12	8	14	3	0	3	1	0	1	0	0	11-13	25-12	9	5.57
*Apr 22	OREGON STATE	9.0	9	7	3	7	10	2	0	3	0	0	1	1	0	11-7	26-12	9	5.50
*Apr 23	OREGON STATE	9.0	12	10	9	9	10	2	0	3	1	0	0	0	0	12-10	27-12	10	5.59
Apr 25	FULLERTON	9.0	5	1	1	4	10	0	0	0	0	0	2	2	0	9-1	28-12	10	5.47
Apr 26	FULLERTON	11.0	19	11	11	6	8	5	0	3	2	0	1	0	1	8-11	28-13	10	5.58
Totals		363.0	378	264	225	178	351	72	7	49	43	1	60	31	3	304-264	28-13	10	5.58

2023 Sun Devil Baseball
Miscellaneous Stats for Arizona State (as of Apr 27, 2023)
(All games)

Multiple Hit Games	2	3	4	5+	Total
32 Keaschall, Luke	14	4	1	1	20
18 Tobias, Jacob	16	3	-	-	19
7 Hill, Luke	12	4	-	-	16
14 Crenshaw, Wyatt	12	3	-	-	15
6 Contrades, Nu'u	8	4	3	-	15
17 Campos, Ryan	9	5	1	-	15
24 Jackson, Isaiah	9	-	-	-	9
3 Mclain, Nick	3	2	-	-	5
11 Vu, Kien	3	1	-	-	4
26 Cano, Willie	3	1	-	-	4
25 Long, Ethan	3	-	-	-	3
21 Rogers, Will	2	1	-	-	3
15 Newman, Trey	2	1	-	-	3
41 Balholm, Bronson	2	-	-	-	2
TEAM	98	29	5	1	133

Multiple RBI Games	2	3	4	5+	Total
18 Tobias, Jacob	9	3	1	1	14
32 Keaschall, Luke	6	5	1	1	13
14 Crenshaw, Wyatt	9	1	-	-	10
6 Contrades, Nu'u	4	3	1	1	9
7 Hill, Luke	3	4	-	1	8
24 Jackson, Isaiah	4	-	-	1	5
21 Rogers, Will	3	-	-	-	3
25 Long, Ethan	2	1	-	-	3
26 Cano, Willie	3	-	-	-	3
17 Campos, Ryan	1	2	-	-	3
3 Mclain, Nick	-	1	1	1	3
TEAM	44	20	4	6	74

Hitting Streaks	Longest	Current
18 Tobias, Jacob	11	5
17 Campos, Ryan	11	3
32 Keaschall, Luke	11	7
3 Mclain, Nick	9	9
7 Hill, Luke	8	5
6 Contrades, Nu'u	8	1
14 Crenshaw, Wyatt	8	-
15 Newman, Trey	7	1
11 Vu, Kien	7	1
41 Balholm, Bronson	5	5
25 Long, Ethan	5	-
26 Cano, Willie	4	-
24 Jackson, Isaiah	3	-
21 Rogers, Will	3	-
35 Beheler, Reese	2	-
2 Varnado, Drake	1	-
8 Weaver, Jonny	1	-

Reached Base Streaks	Longest	Current
17 Campos, Ryan	31	31
18 Tobias, Jacob	30	5
7 Hill, Luke	16	5
32 Keaschall, Luke	15	7
11 Vu, Kien	11	3
25 Long, Ethan	10	-
14 Crenshaw, Wyatt	10	2
3 Mclain, Nick	9	9
6 Contrades, Nu'u	8	1
15 Newman, Trey	7	1
24 Jackson, Isaiah	7	7
41 Balholm, Bronson	5	5
26 Cano, Willie	4	-
21 Rogers, Will	3	2
35 Beheler, Reese	2	1
8 Weaver, Jonny	1	-
2 Varnado, Drake	1	-

2023 Sun Devil Baseball
Miscellaneous Stats for Arizona State (as of Apr 27, 2023)
(All games)

Starting Lineup By Position
(Team W-L record when starter)

PITCHER:		
46 Dunn, Ross	11	(7-4)
5 Curtis, Khristian	10	(7-3)
40 Giblin, Jonah	6	(5-1)
12 Manning, Timmy	5	(2-3)
47 Tieding, Matt	3	(2-1)
31 Hansell, Josh	3	(3-0)
29 Stevenson, Owen	3	(2-1)
CATCHER:		
17 Campos, Ryan	25	(18-7)
15 Newman, Trey	11	(7-4)
41 Balholm, Bronson	5	(3-2)
FIRST BASE:		
18 Tobias, Jacob	33	(23-10)
25 Long, Ethan	8	(5-3)
SECOND BASE:		
32 Keaschall, Luke	41	(28-13)
THIRD BASE:		
6 Contrades, Nu'u	39	(27-12)
8 Weaver, Jonny	1	(1-0)
26 Cano, Willie	1	(0-1)
SHORTSTOP:		
7 Hill, Luke	40	(27-13)
2 Varnado, Drake	1	(1-0)
LEFT FIELD:		
21 Rogers, Will	16	(11-5)
11 Vu, Kien	13	(11-2)
17 Campos, Ryan	8	(6-2)
14 Crenshaw, Wyatt	4	(0-4)
CENTER FIELD:		
24 Jackson, Isaiah	37	(25-12)
11 Vu, Kien	4	(3-1)
RIGHT FIELD:		
14 Crenshaw, Wyatt	28	(22-6)
3 McClain, Nick	9	(5-4)
11 Vu, Kien	3	(1-2)
25 Long, Ethan	1	(0-1)
DESIGNATED HITTER:		
26 Cano, Willie	12	(11-1)
14 Crenshaw, Wyatt	8	(5-3)
21 Rogers, Will	8	(5-3)
18 Tobias, Jacob	7	(4-3)
25 Long, Ethan	3	(1-2)
35 Beheler, Reese	2	(1-1)
8 Weaver, Jonny	1	(1-0)

Starting Lineup By Lineup Spot
(Team W-L record when starter)

LEADOFF:		
14 Crenshaw, Wyatt	24	(17-7)
32 Keaschall, Luke	11	(6-5)
11 Vu, Kien	4	(4-0)
3 McClain, Nick	2	(1-1)
2ND SPOT:		
7 Hill, Luke	16	(11-5)
6 Contrades, Nu'u	14	(11-3)
14 Crenshaw, Wyatt	9	(4-5)
17 Campos, Ryan	2	(2-0)
3RD SPOT:		
17 Campos, Ryan	31	(22-9)
3 McClain, Nick	7	(4-3)
25 Long, Ethan	2	(2-0)
32 Keaschall, Luke	1	(0-1)
CLEANUP:		
32 Keaschall, Luke	28	(22-6)
25 Long, Ethan	10	(4-6)
18 Tobias, Jacob	3	(2-1)
5TH SPOT:		
18 Tobias, Jacob	34	(25-9)
21 Rogers, Will	4	(3-1)
7 Hill, Luke	2	(0-2)
32 Keaschall, Luke	1	(0-1)
6TH SPOT:		
7 Hill, Luke	14	(10-4)
6 Contrades, Nu'u	7	(4-3)
21 Rogers, Will	7	(5-2)
26 Cano, Willie	4	(4-0)
24 Jackson, Isaiah	3	(3-0)
18 Tobias, Jacob	3	(0-3)
11 Vu, Kien	1	(1-0)
8 Weaver, Jonny	1	(1-0)
14 Crenshaw, Wyatt	1	(0-1)
7TH SPOT:		
24 Jackson, Isaiah	19	(12-7)
21 Rogers, Will	6	(3-3)
14 Crenshaw, Wyatt	5	(5-0)
7 Hill, Luke	4	(2-2)
6 Contrades, Nu'u	3	(2-1)
11 Vu, Kien	2	(2-0)
26 Cano, Willie	2	(2-0)
8TH SPOT:		
24 Jackson, Isaiah	11	(6-5)
26 Cano, Willie	7	(5-2)
21 Rogers, Will	7	(5-2)
7 Hill, Luke	4	(4-0)
11 Vu, Kien	4	(2-2)
15 Newman, Trey	3	(3-0)
6 Contrades, Nu'u	2	(1-1)
35 Beheler, Reese	2	(1-1)
14 Crenshaw, Wyatt	1	(1-0)
9TH SPOT:		
6 Contrades, Nu'u	13	(9-4)
11 Vu, Kien	9	(6-3)
15 Newman, Trey	8	(4-4)
41 Balholm, Bronson	5	(3-2)
24 Jackson, Isaiah	4	(4-0)
8 Weaver, Jonny	1	(1-0)
2 Varnado, Drake	1	(1-0)

STARTERS SUMMARY

[illegible]

2023 Sun Devil Baseball
Season Game Highs for Arizona State (as of Apr 27, 2023)
(All games)

TEAM GAME HIGHS

Batting

At bats:	44	-	at CAL (Apr 02, 2023)
Runs scored:	17	-	vs UC Davis (Mar 12, 2023)
Hits:	20	-	vs UC Davis (Mar 12, 2023)
RBIs:	17	-	vs UC Davis (Mar 12, 2023)
Doubles:	7	-	vs UC Davis (Mar 12, 2023)
Triples:	1	-	(8 times)
Home runs:	4	-	vs Arizona (Mar 26, 2023)
Total bases:	33	-	vs UC Davis (Mar 12, 2023)
Walks:	12	-	at Mississippi State (Feb 24, 2023)
Strikeouts:	13	-	at Oregon State (Mar 08, 2023)
	13	-	at CAL (Apr 01, 2023)
Sac hits:	2	-	vs Arizona (Mar 25, 2023)
Sac flies:	2	-	vs San Diego State (Feb 18, 2023)
	2	-	vs Arizona (Mar 26, 2023)
Stolen bases:	3	-	(5 times)
Hit by pitch:	3	-	at Utah (Mar 19, 2023)
	3	-	vs Fullerton (Apr 26, 2023)
Caught stealing:	2	-	vs Arizona (Mar 26, 2023)
	2	-	at Washington (Apr 15, 2023)
Runners LOB:	12	-	(5 times)
Hit into DP:	3	-	vs Fullerton (Apr 26, 2023)

Fielding

Putouts:	33	-	vs Fullerton (Apr 26, 2023)
Assists:	16	-	at Utah (Mar 19, 2023)
	16	-	at Washington (Apr 14, 2023)
Errors:	5	-	vs Oregon State (Apr 22, 2023)
Passed balls:	1	-	(7 times)
DPs turned:	3	-	at Mississippi State (Feb 24, 2023)
	3	-	vs UC Irvine (Mar 04, 2023)
	3	-	vs UC Irvine (Mar 05, 2023)

Pitching

Innings pitched:	11.0	-	vs Fullerton (Apr 26, 2023)
Runs allowed:	20	-	at Arizona (Apr 19, 2023)
Earned runs:	17	-	at Arizona (Apr 19, 2023)
Walks allowed:	9	-	vs Oregon State (Apr 23, 2023)
Strikeouts:	15	-	vs Utah Tech (Mar 14, 2023)
	15	-	vs Washington State (Apr 07, 2023)
Hits allowed:	19	-	at Arizona (Apr 19, 2023)
	19	-	vs Fullerton (Apr 26, 2023)
Doubles allowed:	5	-	at Grand Canyon (Apr 11, 2023)
	5	-	at Arizona (Apr 19, 2023)
	5	-	vs Fullerton (Apr 26, 2023)
Triples allowed:	1	-	(7 times)
Homers allowed:	5	-	at Arizona (Apr 19, 2023)
Wild pitches:	6	-	at Washington (Apr 14, 2023)
Hit batters:	6	-	vs UC Irvine (Mar 04, 2023)

2023 Sun Devil Baseball
Season Game Highs for Arizona State (as of Apr 27, 2023)
(All games)

INDIVIDUAL GAME HIGHS

Batting

At bats:	6	-	(9 times)
Runs scored:	4	-	Hill, Luke vs UC Davis (Mar 12, 2023)
	4	-	Contrades, Nu'u at Utah (Mar 18, 2023)
Hits:	5	-	Keaschall, Luke vs Fullerton (Apr 25, 2023)
RBI's:	5	-	(6 times)
Doubles:	3	-	Hill, Luke vs UC Davis (Mar 12, 2023)
Triples:	1	-	(8 times)
Home runs:	2	-	Keaschall, Luke vs Arizona (Mar 24, 2023)
	2	-	Keaschall, Luke vs Oregon State (Apr 21, 2023)
	2	-	Jackson, Isaiah vs Oregon State (Apr 22, 2023)
Total bases:	10	-	Keaschall, Luke vs Oregon State (Apr 21, 2023)
	10	-	Keaschall, Luke vs Fullerton (Apr 25, 2023)
Walks:	3	-	(4 times)
Strikeouts:	5	-	Jackson, Isaiah at Mississippi State (Feb 24, 2023)
Sac hits:	1	-	(9 times)
Sac flies:	2	-	Tobias, Jacob vs Arizona (Mar 26, 2023)
Stolen bases:	2	-	Keaschall, Luke at CAL (Apr 02, 2023)
	2	-	Keaschall, Luke vs Washington State (Apr 07, 2023)
	2	-	Keaschall, Luke vs Fullerton (Apr 26, 2023)
Hit by pitch:	1	-	(41 times)
Caught stealing:	1	-	(14 times)
Runners LOB:	6	-	Jackson, Isaiah at Oregon State (Mar 07, 2023)
	6	-	Newman, Trey at CAL (Apr 02, 2023)
	6	-	Newman, Trey vs Seattle U (Apr 04, 2023)

Fielding

Putouts:	15	-	Campos, Ryan vs Washington State (Apr 07, 2023)
Assists:	6	-	(4 times)
Errors:	3	-	Hill, Luke vs Oregon State (Apr 22, 2023)
Passed balls:	1	-	(7 times)

Pitching

Innings pitched:	6.0	-	Dunn, Ross vs UC Davis (Mar 10, 2023)
	6.0	-	Curtis, Khristian vs Washington State (Apr 08, 2023)
Runs allowed:	9	-	Dunn, Ross vs UC Irvine (Mar 03, 2023)
Earned runs:	7	-	Hansell, Josh vs Fullerton (Apr 26, 2023)
Walks allowed:	6	-	Dunn, Ross vs Oregon State (Apr 21, 2023)
Strikeouts:	9	-	Curtis, Khristian at CAL (Apr 01, 2023)
	9	-	Dunn, Ross vs Washington State (Apr 07, 2023)
	9	-	Dunn, Ross at Washington (Apr 14, 2023)
Hits allowed:	9	-	Stevenson, Owen at Oregon State (Mar 08, 2023)
	9	-	Curtis, Khristian at Washington (Apr 15, 2023)
Doubles allowed:	2	-	(12 times)
Triples allowed:	1	-	(7 times)
Homers allowed:	3	-	Curtis, Khristian vs Oregon State (Apr 22, 2023)
Wild pitches:	5	-	Dunn, Ross at Washington (Apr 14, 2023)
Hit batters:	3	-	Dunn, Ross vs Utah (Mar 17, 2023 at Provo, Utah)

2023 Sun Devil Baseball
 Starter Statistics for Arizona State (as of Apr 27, 2023)
 (All games Sorted by Batting avg)

Record: 28-13 Home: 20-5 Away: 6-8 Neutral: 2-0 Pac-12: 13-4

Player	avg	gp-gs	ab	r	h	2b	3b	hr	rbi	tb	slg%	bb	hp	so	gdp	ob%	sf	sh	sb-att	po	a	e	fld%
3 McClain, Nick	.421	9-9	38	13	16	3	0	3	13	28	.737	7	0	7	2	.511	0	0	0-0	21	1	0	1.000
17 Campos, Ryan	.413	33-33	121	40	50	7	1	7	21	80	.661	26	3	12	2	.523	1	0	2-3	231	19	2	.992
32 Keaschall, Luke	.370	41-41	165	43	61	21	1	11	43	117	.709	18	9	22	3	.458	0	1	16-17	78	108	7	.964
41 Balholm, Bronson	.368	5-5	19	3	7	1	0	0	1	8	.421	3	0	2	0	.455	0	0	0-0	47	1	1	.980
7 Hill, Luke	.351	40-40	148	37	52	10	0	4	33	74	.500	21	3	28	2	.434	3	0	3-5	56	107	11	.937
18 Tobias, Jacob	.344	40-40	151	23	52	6	4	7	48	87	.576	23	3	29	1	.433	3	0	1-1	242	16	1	.996
6 Contrades, Nu'u	.327	39-39	162	33	53	8	0	7	32	82	.506	6	3	38	2	.358	2	0	6-8	20	60	7	.920
26 Cano, Willie	.311	13-13	45	7	14	3	0	1	11	20	.444	9	1	9	2	.421	2	1	0-0	0	1	0	1.000
14 Crenshaw, Wyatt	.293	40-40	167	33	49	15	1	6	28	84	.503	10	2	40	1	.333	4	2	3-5	51	0	0	1.000
11 Vu, Kien	.271	20-20	70	12	19	2	1	1	6	26	.371	8	3	22	0	.370	0	1	3-3	44	2	0	1.000
25 Long, Ethan	.270	12-12	37	8	10	0	0	3	9	19	.514	8	3	7	3	.438	0	0	0-0	62	2	2	.970
15 Newman, Trey	.262	11-11	42	6	11	1	0	0	4	12	.286	1	0	10	0	.279	0	2	0-0	67	8	1	.987
24 Jackson, Isaiah	.224	37-37	125	24	28	7	0	6	22	53	.424	11	9	43	2	.320	5	2	4-7	91	1	2	.979
2 Varnado, Drake	.200	1-1	5	1	1	0	0	0	1	1	.200	0	0	0	0	.200	0	0	0-0	1	3	0	1.000
21 Rogers, Will	.169	24-24	83	11	14	3	0	3	9	26	.313	5	1	28	4	.220	2	0	2-2	19	2	2	.913
8 Weaver, Jonny	.143	2-2	7	0	1	0	0	0	1	1	.143	0	0	1	0	.143	0	0	0-1	1	1	0	1.000
35 Beheler, Reese	.000	2-2	4	1	0	0	0	0	0	0	.000	1	0	3	0	.200	0	0	0-0	0	0	0	.000
Totals	.315	41	1389	295	438	87	8	59	282	718	.517	157	40	301	24	.395	22	9	40-52	1039	345	41	.971
Opponents	.268	41	1354	249	363	70	7	46	227	585	.432	167	52	334	23	.365	22	12	55-62	1020	312	27	.980

(All games Sorted by Earned run avg)

Player	era	w-l	app	gs	cg	sho	sv	ip	h	r	er	bb	so	2b	3b	hr	b/avg	wp	hp	bk	sfa	sha
46 Dunn, Ross	4.40	4-3	11	11	0	0/0	0	45.0	41	35	22	31	67	7	2	3	.234	9	8	0	1	2
31 Hansell, Josh	5.40	0-0	3	3	0	0/0	0	8.1	8	6	5	2	10	2	1	2	.229	3	1	0	0	0
5 Curtis, Khristian	5.59	4-2	10	10	0	0/0	0	46.2	47	36	29	27	48	10	1	7	.255	5	5	0	2	0
40 Giblin, Jonah	5.96	1-0	6	6	0	0/0	0	22.2	25	18	15	9	15	5	0	5	.287	4	1	0	4	1
29 Stevenson, Owen	6.75	1-1	3	3	0	0/0	0	8.0	14	8	6	1	7	2	0	2	.378	0	0	0	0	0
47 Tieding, Matt	10.80	0-0	3	3	0	0/0	0	6.2	13	8	8	3	3	2	0	2	.406	0	1	1	0	1
12 Manning, Timmy	11.08	0-3	5	5	0	0/1	0	13.0	16	16	16	6	15	4	0	2	.308	2	2	0	2	0
Totals	6.05	10-9	41	41	0	1/1	0	150.1	164	127	101	79	165	32	4	23	.272	23	18	1	9	4
Opponents	7.43	7-18	41	41	0	1/1	0	161.0	214	139	133	70	150	42	2	35	.320	9	18	0	4	4

2023 Sun Devil Baseball
 Starter Statistics for Arizona State (as of Apr 27, 2023)
 (All games Sorted by Fielding pct)

Player	c	po	a	e	fld%	dp	sba	csb	sba%	pb	ci
14 Crenshaw, Wyatt	51	51	0	0	1.000	0	0	0	---	0	0
11 Vu, Kien	46	44	2	0	1.000	0	0	0	---	0	0
3 McClain, Nick	22	21	1	0	1.000	1	0	0	---	0	0
2 Varnado, Drake	4	1	3	0	1.000	0	0	0	---	0	0
31 Hansell, Josh	3	0	3	0	1.000	0	2	0	1.000	0	0
40 Giblin, Jonah	3	1	2	0	1.000	0	3	1	.750	0	0
8 Weaver, Jonny	2	1	1	0	1.000	0	0	0	---	0	0
29 Stevenson, Owen	2	0	2	0	1.000	0	1	1	.500	0	0
26 Cano, Willie	1	0	1	0	1.000	0	0	0	---	0	0
18 Tobias, Jacob	259	242	16	1	.996	18	0	0	---	0	0
17 Campos, Ryan	252	231	19	2	.992	1	32	4	.889	4	0
15 Newman, Trey	76	67	8	1	.987	0	9	1	.900	2	0
41 Balholm, Bronson	49	47	1	1	.980	0	15	0	1.000	0	0
24 Jackson, Isaiah	94	91	1	2	.979	0	0	0	---	0	0
25 Long, Ethan	66	62	2	2	.970	7	0	0	---	0	0
32 Keaschall, Luke	193	78	108	7	.964	21	0	0	---	0	0
7 Hill, Luke	174	56	107	11	.937	20	0	0	---	0	0
6 Contrades, Nu'u	87	20	60	7	.920	4	0	0	---	0	0
21 Rogers, Will	23	19	2	2	.913	0	0	0	---	0	0
5 Curtis, Khristian	11	7	3	1	.909	1	9	1	.900	0	0
46 Dunn, Ross	7	0	3	4	.429	0	15	1	.938	0	0
12 Manning, Timmy	0	0	0	0	.000	0	3	0	1.000	0	0
47 Tieding, Matt	0	0	0	0	.000	0	0	0	---	0	0
33 Peery, Brock	0	0	0	0	.000	0	0	0	---	0	0
39 Wainscott, Jesse	0	0	0	0	.000	0	0	0	---	0	0
37 Lebamoff, Nolan	0	0	0	0	.000	0	0	0	---	0	0
10 Bodlovich, Christian	0	0	0	0	.000	0	0	0	---	0	0
19 Gardner, Dylan	0	0	0	0	.000	0	0	0	---	0	0
28 Humphres, Austin	0	0	0	0	.000	0	0	0	---	0	0
48 Armbruester, Will	0	0	0	0	.000	0	0	0	---	0	0
9 Pivaroff, Blake	0	0	0	0	.000	0	0	0	---	0	0
38 Valdez, Tyler	0	0	0	0	.000	0	0	0	---	0	0
35 Beheler, Reese	0	0	0	0	.000	0	0	0	---	0	0
45 Hanks, Ryan	0	0	0	0	.000	0	0	0	---	0	0
Totals	1425	1039	345	41	.971	31	55	7	.887	6	0
Opponents	1359	1020	312	27	.980	29	40	12	.769	8	0

2023 Sun Devil Baseball
Non-Starter Statistics for Arizona State (as of Apr 27, 2023)
(All games Sorted by Batting avg)

Record: 28-13 Home: 20-5 Away: 6-8 Neutral: 2-0 Pac-12: 13-4

Player	avg	gp-gs	ab	r	h	2b	3b	hr	rbi	tb	slg%	bb	hp	so	gdp	ob%	sf	sh	sb-att	po	a	e	fld%
15 Newman, Trey	1.000	3-0	1	0	1	0	0	0	0	1	1.000	0	0	0	0	1.000	0	0	0-0	2	1	0	1.000
24 Jackson, Isaiah	.667	2-0	3	1	2	0	0	1	2	5	1.667	0	0	1	0	.667	0	0	0-1	0	0	0	.000
11 Vu, Kien	.364	10-0	11	5	4	2	0	0	0	6	.545	3	1	3	0	.533	0	0	1-2	17	1	0	1.000
35 Beheler, Reese	.300	8-0	10	1	3	0	0	0	1	3	.300	2	0	1	0	.417	0	0	0-0	3	0	0	1.000
21 Rogers, Will	.200	3-0	5	1	1	0	0	0	0	1	.200	1	0	1	0	.333	0	0	0-0	2	0	0	1.000
8 Weaver, Jonny	.143	5-0	7	0	1	0	0	0	0	1	.143	0	0	4	0	.143	0	0	0-0	7	1	0	1.000
2 Varnado, Drake	.143	6-0	7	1	1	0	0	0	0	1	.143	0	0	3	0	.143	0	0	0-0	5	4	0	1.000
26 Cano, Willie	.000	4-0	3	0	0	0	0	0	0	0	.000	1	0	0	0	.250	0	0	0-0	1	0	0	1.000
41 Balholm, Bronson	.000	2-0	2	0	0	0	0	0	0	0	.000	0	0	1	0	.000	0	0	0-0	4	0	0	1.000
Totals	.265	41	49	9	13	2	0	1	3	18	.367	7	1	14	0	.368	0	0	1-3	50	22	1	.986
Opponents	.242	41	62	15	15	2	0	3	17	26	.419	11	8	17	0	.410	2	0	1-1	38	34	3	.960

(All games Sorted by Earned run avg)

Player	era	w-l	app	gs	cg	sho	sv	ip	h	r	er	bb	so	2b	3b	hr	b/avg	wp	hp	bk	sfa	sha
45 Hanks, Ryan	0.00	0-0	1	0	0	0/0	0	0.1	1	0	0	1	1	1	0	0	.500	1	0	0	0	0
48 Armbruester, Will	2.45	0-0	4	0	0	0/0	0	3.2	4	1	1	0	1	1	0	1	.286	0	1	0	0	0
37 Lebamoff, Nolan	2.95	3-0	20	0	0	0/0	0	18.1	13	7	6	16	15	2	0	1	.194	1	0	0	1	1
33 Peery, Brock	3.31	3-0	22	0	0	0/0	2	16.1	15	6	6	7	19	3	0	2	.250	0	9	0	0	1
40 Giblin, Jonah	3.55	0-0	7	0	0	0/1	0	12.2	11	5	5	4	12	4	0	0	.250	2	1	0	3	0
9 Pivaroff, Blake	3.80	2-1	21	0	0	0/0	2	23.2	17	11	10	7	20	2	0	2	.195	0	3	0	0	0
47 Tieding, Matt	4.70	4-1	17	0	0	0/0	0	30.2	28	21	16	6	16	4	0	7	.248	0	11	0	3	3
29 Stevenson, Owen	4.82	2-0	15	0	0	0/0	4	28.0	26	16	15	15	31	3	1	1	.248	1	5	0	0	1
12 Manning, Timmy	5.14	1-0	10	0	0	0/0	0	21.0	19	12	12	9	26	3	0	1	.238	1	2	0	1	1
38 Valdez, Tyler	6.35	0-1	6	0	0	0/0	0	5.2	7	4	4	3	5	2	0	0	.304	1	0	0	0	1
39 Wainscott, Jesse	6.53	1-1	16	0	0	0/1	2	20.2	24	16	15	5	18	7	2	4	.293	4	2	0	4	0
28 Humphres, Austin	7.50	0-0	8	0	0	0/0	0	6.0	9	7	5	2	5	2	0	1	.375	3	4	0	2	0
10 Bodlovich, Christian	8.44	0-0	11	0	0	0/1	0	5.1	15	7	5	4	2	1	0	3	.500	1	0	0	0	0
31 Hansell, Josh	8.78	2-0	9	0	0	0/0	0	13.1	16	13	13	10	9	4	0	3	.291	3	0	0	0	0
19 Gardner, Dylan	11.12	0-0	8	0	0	0/0	0	5.2	5	7	7	8	4	1	0	0	.238	1	3	0	0	0
21 Rogers, Will	27.00	0-0	2	0	0	0/0	0	1.1	4	4	4	2	2	0	0	0	.571	1	1	0	1	0
Totals	5.25	18-4	41	0	0	1/1	10	212.2	214	137	124	99	186	40	3	26	.263	20	42	0	15	8
Opponents	7.28	6-10	41	0	0	1/1	5	191.2	237	165	155	94	165	47	6	25	.308	17	23	1	18	5

2023 Sun Devil Baseball
Non-Starter Statistics for Arizona State (as of Apr 27, 2023)
(All games Sorted by Fielding pct)

Player	c	po	a	e	fld%	dp	sba	csb	sba%	pb	ci
11 Vu, Kien	18	17	1	0	1.000	0	0	0	---	0	0
2 Varnado, Drake	9	5	4	0	1.000	1	0	0	---	0	0
8 Weaver, Jonny	8	7	1	0	1.000	2	0	0	---	0	0
39 Wainscott, Jesse	4	2	2	0	1.000	0	5	0	1.000	0	0
41 Balholm, Bronson	4	4	0	0	1.000	0	0	0	---	1	0
35 Beheler, Reese	3	3	0	0	1.000	0	0	0	---	0	0
15 Newman, Trey	3	2	1	0	1.000	0	0	1	.000	0	0
12 Manning, Timmy	2	0	2	0	1.000	0	4	0	1.000	0	0
29 Stevenson, Owen	2	1	1	0	1.000	0	3	0	1.000	0	0
21 Rogers, Will	2	2	0	0	1.000	0	0	0	---	0	0
9 Pivaroff, Blake	2	2	0	0	1.000	0	1	1	.500	0	0
40 Giblin, Jonah	2	0	2	0	1.000	1	1	1	.500	0	0
33 Peery, Brock	1	0	1	0	1.000	0	0	0	---	0	0
48 Armbruester, Will	1	0	1	0	1.000	0	0	0	---	0	0
38 Valdez, Tyler	1	0	1	0	1.000	0	1	0	1.000	0	0
10 Bodlovich, Christian	1	0	1	0	1.000	0	1	0	1.000	0	0
31 Hansell, Josh	1	1	0	0	1.000	0	5	0	1.000	0	0
19 Gardner, Dylan	1	0	1	0	1.000	0	0	0	---	0	0
26 Cano, Willie	1	1	0	0	1.000	0	0	0	---	0	0
47 Tieding, Matt	7	3	3	1	.857	0	1	1	.500	0	0
32 Keaschall, Luke	0	0	0	0	.000	0	0	0	---	0	0
28 Humphres, Austin	0	0	0	0	.000	0	0	0	---	0	0
37 Lebamoff, Nolan	0	0	0	0	.000	0	1	0	1.000	0	0
3 Mclain, Nick	0	0	0	0	.000	0	0	0	---	0	0
46 Dunn, Ross	0	0	0	0	.000	0	0	0	---	0	0
6 Contrades, Nu'u	0	0	0	0	.000	0	0	0	---	0	0
5 Curtis, Khristian	0	0	0	0	.000	0	0	0	---	0	0
7 Hill, Luke	0	0	0	0	.000	0	0	0	---	0	0
14 Crenshaw, Wyatt	0	0	0	0	.000	0	0	0	---	0	0
18 Tobias, Jacob	0	0	0	0	.000	0	0	0	---	0	0
25 Long, Ethan	0	0	0	0	.000	0	0	0	---	0	0
17 Campos, Ryan	0	0	0	0	.000	0	0	0	---	0	0
24 Jackson, Isaiah	0	0	0	0	.000	0	0	0	---	0	0
45 Hanks, Ryan	0	0	0	0	.000	0	0	0	---	0	0
Totals	73	50	22	1	.986	0	1	0	1.000	1	0
Opponents	75	38	34	3	.960	1	1	2	.333	0	0

2023 Sun Devil Baseball
Conference statistics for Arizona State (as of Apr 27, 2023)
(Pac-12 games only Sorted by Batting avg)

Record: 13-4 Home: 8-1 Away: 4-3 Neutral: 1-0 Pac-12: 13-4

Player	avg	gp-gs	ab	r	h	2b	3b	hr	rbi	tb	slg%	bb	hp	so	gdp	ob%	sf	sh	sb-att	po	a	e	fld%
32 Keaschall, Luke	.419	17-17	74	20	31	11	0	7	25	63	.851	4	2	11	2	.463	0	1	8-8	28	42	1	.986
17 Campos, Ryan	.378	12-12	45	13	17	2	0	3	8	28	.622	10	2	4	1	.509	0	0	0-1	88	8	1	.990
6 Contrades, Nu'u	.363	17-17	80	18	29	6	0	4	18	47	.588	0	1	20	0	.370	0	0	0-1	8	25	2	.943
18 Tobias, Jacob	.324	17-17	68	8	22	3	1	3	14	36	.529	8	1	13	1	.392	2	0	0-0	130	7	1	.993
11 Vu, Kien	.304	13-12	46	12	14	1	0	1	4	18	.391	3	2	11	0	.373	0	1	2-2	29	2	0	1.000
7 Hill, Luke	.293	16-16	58	16	17	2	0	1	10	22	.379	10	1	15	1	.400	1	0	0-0	21	41	8	.886
14 Crenshaw, Wyatt	.284	17-17	74	14	21	5	0	4	17	38	.514	3	1	17	0	.313	2	1	0-2	22	0	0	1.000
24 Jackson, Isaiah	.245	16-16	53	13	13	3	0	4	13	28	.528	6	5	18	0	.364	2	1	3-5	38	0	2	.950

8 Weaver, Jonny	.500	1-0	2	0	1	0	0	0	0	1	.500	0	0	1	0	.500	0	0	0-0	0	0	0	.000
41 Balholm, Bronson	.429	4-4	14	3	6	0	0	0	0	6	.429	3	0	1	0	.529	0	0	0-0	39	1	1	.976
15 Newman, Trey	.368	6-5	19	4	7	1	0	0	3	8	.421	0	0	5	0	.368	0	2	0-0	27	5	1	.970
3 McClain, Nick	.368	5-5	19	7	7	2	0	2	9	15	.789	5	0	3	1	.500	0	0	0-0	10	0	0	1.000
26 Cano, Willie	.294	5-5	17	3	5	1	0	0	5	6	.353	4	0	6	0	.409	1	1	0-0	0	0	0	.000
35 Beheler, Reese	.250	2-1	4	2	1	0	0	0	1	1	.250	2	0	1	0	.500	0	0	0-0	0	0	0	.000
2 Varnado, Drake	.167	2-1	6	1	1	0	0	0	1	1	.167	0	0	0	0	.167	0	0	0-0	1	5	0	1.000
21 Rogers, Will	.103	9-8	29	3	3	1	0	1	2	7	.241	1	1	9	2	.161	0	0	0-0	4	1	1	.833
Totals	.321	17	608	137	195	38	1	30	130	325	.535	59	16	135	8	.391	8	7	13-19	450	146	21	.966
Opponents	.259	17	579	110	150	22	1	24	101	246	.425	79	22	156	10	.363	11	7	28-30	438	135	12	.979

LOB - Team (123), Opp (138). DPs turned - Team (10), Opp (10). IBB - Team (1), Keaschall, L 1, Opp (1).

(Pac-12 games only Sorted by Earned run avg)

Player	era	w-l	app	gs	cg	sho	sv	ip	h	r	er	bb	so	2b	3b	hr	b/avg	wp	hp	bk	sfa	sha
46 Dunn, Ross	5.14	2-2	6	6	0	0/0	0	28.0	28	25	16	23	47	4	1	2	.255	8	5	0	0	2
5 Curtis, Khristian	5.20	2-0	6	6	0	0/0	0	27.2	32	22	16	15	31	5	0	7	.278	2	2	0	1	0
40 Giblin, Jonah	7.64	0-0	5	5	0	0/0	0	17.2	21	18	15	9	12	4	0	5	.300	4	1	0	4	1

48 Armbruester, Will	0.00	0-0	1	0	0	0/0	0	2.0	2	0	0	0	0	0	0	0	.286	0	1	0	0	0
28 Humphres, Austin	0.00	0-0	1	0	0	0/0	0	1.0	1	0	0	1	0	0	0	0	.333	1	0	0	0	0
37 Lebamoff, Nolan	1.59	1-0	7	0	0	0/0	0	5.2	2	1	1	4	4	0	0	1	.105	1	0	0	0	1
9 Pivaroff, Blake	2.38	2-0	11	0	0	0/0	2	11.1	5	3	3	3	7	0	0	2	.132	0	1	0	0	0
29 Stevenson, Owen	2.40	2-0	9	0	0	0/0	4	15.0	11	5	4	5	24	1	0	0	.196	0	2	0	0	0
12 Manning, Timmy	5.11	1-0	6	0	0	0/0	0	12.1	11	7	7	7	15	1	0	1	.239	0	2	0	0	1
47 Tieding, Matt	5.91	2-1	6	0	0	0/0	0	10.2	13	7	7	2	5	1	0	3	.325	0	2	0	2	2
33 Peery, Brock	6.35	1-0	8	0	0	0/0	0	5.2	6	4	4	2	4	1	0	1	.273	0	4	0	0	0
31 Hansell, Josh	9.82	0-0	2	0	0	0/0	0	3.2	3	4	4	3	1	1	0	1	.214	1	0	0	0	0
39 Wainscott, Jesse	10.38	0-1	7	0	0	0/0	1	8.2	13	10	10	2	6	4	0	1	.371	4	0	0	4	0
19 Gardner, Dylan	40.50	0-0	2	0	0	0/0	0	0.2	1	3	3	3	0	0	0	0	.333	0	2	0	0	0
10 Bodlovich, Christian	99.00	0-0	1	0	0	0/0	0	0.0	1	1	1	0	0	0	0	0	1.000	0	0	0	0	0
Totals	5.46	13-4	17	17	0	0/0	7	150.0	150	110	91	79	156	22	1	24	.259	21	22	0	11	7
Opponents	8.08	4-13	17	17	0	0/0	1	146.0	195	137	131	59	135	38	1	30	.321	12	16	0	8	7

PB - Team (2), Newman, T. 1, Campos, R. 1, Opp (3). Pickoffs - Team (1), Campos, R. 1. SBA/ATT - Campos, R. (13-14), Dunn, R. (13-14), Balholm, B. (11-11), Newman, T. (4-5), Curtis, K. (4-4), Stevenson, O (3-3), Giblin, J. (3-3), Hansell, J. (2-2), Pivaroff, B. (1-2), Wainscott, J (1-1), Tieding, M. (1-1).

2023 Sun Devil Baseball
Conference statistics for Arizona State (as of Apr 27, 2023)
(Pac-12 games only Sorted by Fielding pct)

Player	c	po	a	e	fld%	dp	sba	csb	sba%	pb	ci
11 Vu, Kien	31	29	2	0	1.000	0	0	0	---	0	0
14 Crenshaw, Wyatt	22	22	0	0	1.000	0	0	0	---	0	0
3 McClain, Nick	10	10	0	0	1.000	0	0	0	---	0	0
2 Varnado, Drake	6	1	5	0	1.000	0	0	0	---	0	0
40 Giblin, Jonah	3	1	2	0	1.000	0	3	0	1.000	0	0
12 Manning, Timmy	2	0	2	0	1.000	0	0	0	---	0	0
29 Stevenson, Owen	2	1	1	0	1.000	0	3	0	1.000	0	0
39 Wainscott, Jesse	1	0	1	0	1.000	0	1	0	1.000	0	0
19 Gardner, Dylan	1	0	1	0	1.000	0	0	0	---	0	0
18 Tobias, Jacob	138	130	7	1	.993	10	0	0	---	0	0
17 Campos, Ryan	97	88	8	1	.990	0	13	1	.929	1	0
32 Keaschall, Luke	71	28	42	1	.986	8	0	0	---	0	0
41 Balholm, Bronson	41	39	1	1	.976	0	11	0	1.000	0	0
15 Newman, Trey	33	27	5	1	.970	0	4	1	.800	1	0
24 Jackson, Isaiah	40	38	0	2	.950	0	0	0	---	0	0
6 Contrades, Nu'u	35	8	25	2	.943	1	0	0	---	0	0
7 Hill, Luke	70	21	41	8	.886	8	0	0	---	0	0
21 Rogers, Will	6	4	1	1	.833	0	0	0	---	0	0
5 Curtis, Khristian	5	3	1	1	.800	0	4	0	1.000	0	0
46 Dunn, Ross	3	0	1	2	.333	0	13	1	.929	0	0
8 Weaver, Jonny	0	0	0	0	.000	0	0	0	---	0	0
35 Beheler, Reese	0	0	0	0	.000	0	0	0	---	0	0
48 Armbruester, Will	0	0	0	0	.000	0	0	0	---	0	0
31 Hansell, Josh	0	0	0	0	.000	0	2	0	1.000	0	0
28 Humphres, Austin	0	0	0	0	.000	0	0	0	---	0	0
26 Cano, Willie	0	0	0	0	.000	0	0	0	---	0	0
33 Peery, Brock	0	0	0	0	.000	0	0	0	---	0	0
9 Pivaroff, Blake	0	0	0	0	.000	0	1	1	.500	0	0
47 Tieding, Matt	0	0	0	0	.000	0	1	0	1.000	0	0
10 Bodlovich, Christian	0	0	0	0	.000	0	0	0	---	0	0
37 Lebamoff, Nolan	0	0	0	0	.000	0	0	0	---	0	0
Totals	617	450	146	21	.966	10	28	2	.933	2	0
Opponents	585	438	135	12	.979	10	13	6	.684	3	0

Hitting minimums - 1 Games 2.0 TPA/Game

Pitching minimums - 1 Games 0.9 IP/Game

2023 Sun Devil Baseball
Miscellaneous Stats for Arizona State (as of Apr 27, 2023)
(Pac-12 games only)

Multiple Hit Games	2	3	4	5+	Total
32 Keaschall, Luke	8	3	1	-	12
6 Contrades, Nu'u	2	3	3	-	8
18 Tobias, Jacob	7	-	-	-	7
14 Crenshaw, Wyatt	5	2	-	-	7
24 Jackson, Isaiah	5	-	-	-	5
7 Hill, Luke	4	1	-	-	5
17 Campos, Ryan	3	2	-	-	5
11 Vu, Kien	2	1	-	-	3
3 Mclain, Nick	2	-	-	-	2
15 Newman, Trey	1	1	-	-	2
41 Balholm, Bronson	2	-	-	-	2
26 Cano, Willie	1	-	-	-	1
TEAM	42	13	4	0	59

Multiple RBI Games	2	3	4	5+	Total
32 Keaschall, Luke	3	3	1	1	8
14 Crenshaw, Wyatt	5	1	-	-	6
6 Contrades, Nu'u	1	3	-	1	5
7 Hill, Luke	3	1	-	-	4
24 Jackson, Isaiah	2	-	-	1	3
18 Tobias, Jacob	2	1	-	-	3
3 Mclain, Nick	-	1	-	1	2
26 Cano, Willie	2	-	-	-	2
17 Campos, Ryan	1	-	-	-	1
21 Rogers, Will	1	-	-	-	1
TEAM	20	10	1	4	35

Hitting Streaks	Longest	Current
17 Campos, Ryan	7	2
18 Tobias, Jacob	7	5
14 Crenshaw, Wyatt	6	1
6 Contrades, Nu'u	5	2
3 Mclain, Nick	5	5
11 Vu, Kien	5	-
7 Hill, Luke	4	4
15 Newman, Trey	4	-
32 Keaschall, Luke	4	4
41 Balholm, Bronson	4	4
26 Cano, Willie	4	4
21 Rogers, Will	2	-
24 Jackson, Isaiah	2	2
35 Beheler, Reese	1	-
2 Varnado, Drake	1	1
8 Weaver, Jonny	1	1

Reached Base Streaks	Longest	Current
17 Campos, Ryan	12	12
18 Tobias, Jacob	11	5
14 Crenshaw, Wyatt	10	1
7 Hill, Luke	9	9
11 Vu, Kien	8	4
32 Keaschall, Luke	7	4
26 Cano, Willie	5	5
3 Mclain, Nick	5	5
6 Contrades, Nu'u	5	2
15 Newman, Trey	4	-
24 Jackson, Isaiah	4	4
41 Balholm, Bronson	4	4
21 Rogers, Will	3	3
35 Beheler, Reese	2	2
2 Varnado, Drake	1	1
8 Weaver, Jonny	1	1

2023 Sun Devil Baseball
Miscellaneous Stats for Arizona State (as of Apr 27, 2023)
(Pac-12 games only)

Starting Lineup By Position
(Team W-L record when starter)

PITCHER:		
46 Dunn, Ross	6	(4-2)
5 Curtis, Khristian	6	(5-1)
40 Giblin, Jonah	5	(4-1)
CATCHER:		
17 Campos, Ryan	8	(7-1)
15 Newman, Trey	5	(3-2)
41 Balholm, Bronson	4	(3-1)
FIRST BASE:		
18 Tobias, Jacob	17	(13-4)
SECOND BASE:		
32 Keaschall, Luke	17	(13-4)
THIRD BASE:		
6 Contrades, Nu'u	17	(13-4)
SHORTSTOP:		
7 Hill, Luke	16	(12-4)
2 Varnado, Drake	1	(1-0)
LEFT FIELD:		
11 Vu, Kien	9	(8-1)
17 Campos, Ryan	4	(3-1)
21 Rogers, Will	3	(2-1)
14 Crenshaw, Wyatt	1	(0-1)
CENTER FIELD:		
24 Jackson, Isaiah	16	(12-4)
11 Vu, Kien	1	(1-0)
RIGHT FIELD:		
14 Crenshaw, Wyatt	10	(9-1)
3 McLain, Nick	5	(3-2)
11 Vu, Kien	2	(1-1)
DESIGNATED HITTER:		
14 Crenshaw, Wyatt	6	(4-2)
21 Rogers, Will	5	(4-1)
26 Cano, Willie	5	(4-1)
35 Beheler, Reese	1	(1-0)

Starting Lineup By Lineup Spot
(Team W-L record when starter)

LEADOFF:		
14 Crenshaw, Wyatt	13	(10-3)
11 Vu, Kien	3	(3-0)
3 McLain, Nick	1	(0-1)
2ND SPOT:		
6 Contrades, Nu'u	11	(8-3)
7 Hill, Luke	6	(5-1)
3RD SPOT:		
17 Campos, Ryan	12	(10-2)
3 McLain, Nick	4	(3-1)
32 Keaschall, Luke	1	(0-1)
CLEANUP:		
32 Keaschall, Luke	16	(13-3)
18 Tobias, Jacob	1	(0-1)
5TH SPOT:		
18 Tobias, Jacob	16	(13-3)
7 Hill, Luke	1	(0-1)
6TH SPOT:		
7 Hill, Luke	9	(7-2)
6 Contrades, Nu'u	3	(2-1)
26 Cano, Willie	2	(2-0)
11 Vu, Kien	1	(1-0)
24 Jackson, Isaiah	1	(1-0)
14 Crenshaw, Wyatt	1	(0-1)
7TH SPOT:		
24 Jackson, Isaiah	8	(5-3)
21 Rogers, Will	3	(2-1)
6 Contrades, Nu'u	2	(2-0)
14 Crenshaw, Wyatt	2	(2-0)
26 Cano, Willie	1	(1-0)
11 Vu, Kien	1	(1-0)
8TH SPOT:		
21 Rogers, Will	5	(4-1)
24 Jackson, Isaiah	4	(3-1)
26 Cano, Willie	2	(1-1)
11 Vu, Kien	2	(1-1)
15 Newman, Trey	2	(2-0)
35 Beheler, Reese	1	(1-0)
14 Crenshaw, Wyatt	1	(1-0)
9TH SPOT:		
11 Vu, Kien	5	(4-1)
41 Balholm, Bronson	4	(3-1)
15 Newman, Trey	3	(1-2)
24 Jackson, Isaiah	3	(3-0)
6 Contrades, Nu'u	1	(1-0)
2 Varnado, Drake	1	(1-0)

2023 Sun Devil Baseball
Season Game Highs for Arizona State (as of Apr 27, 2023)
(Pac-12 games only)

TEAM GAME HIGHS

Batting

At bats:	44	-	at CAL (Apr 02, 2023)
Runs scored:	15	-	at Utah (Mar 18, 2023)
	15	-	at CAL (Apr 02, 2023)
Hits:	19	-	at CAL (Apr 02, 2023)
RBIs:	14	-	at Utah (Mar 18, 2023)
Doubles:	6	-	vs Utah (Mar 17, 2023 at Provo, Utah)
Triples:	1	-	at Washington (Apr 14, 2023)
Home runs:	4	-	vs Arizona (Mar 26, 2023)
Total bases:	29	-	vs Arizona (Mar 26, 2023)
Walks:	7	-	at Utah (Mar 18, 2023)
	7	-	at CAL (Apr 02, 2023)
	7	-	vs Oregon State (Apr 23, 2023)
Strikeouts:	13	-	at CAL (Apr 01, 2023)
Sac hits:	2	-	vs Arizona (Mar 25, 2023)
Sac flies:	2	-	vs Arizona (Mar 26, 2023)
Stolen bases:	3	-	at CAL (Apr 02, 2023)
	3	-	vs Washington State (Apr 07, 2023)
Hit by pitch:	3	-	at Utah (Mar 19, 2023)
Caught stealing:	2	-	vs Arizona (Mar 26, 2023)
	2	-	at Washington (Apr 15, 2023)
Runners LOB:	12	-	at CAL (Apr 02, 2023)
Hit into DP:	2	-	at Utah (Mar 18, 2023)
	2	-	at Utah (Mar 19, 2023)

Fielding

Putouts:	27	-	(14 times)
Assists:	16	-	at Utah (Mar 19, 2023)
	16	-	at Washington (Apr 14, 2023)
Errors:	5	-	vs Oregon State (Apr 22, 2023)
Passed balls:	1	-	vs Arizona (Mar 24, 2023)
	1	-	at Washington (Apr 14, 2023)
DPs turned:	2	-	at Washington (Apr 14, 2023)

Pitching

Innings pitched:	9.0	-	(14 times)
Runs allowed:	13	-	vs Oregon State (Apr 21, 2023)
Earned runs:	12	-	vs Oregon State (Apr 21, 2023)
Walks allowed:	9	-	vs Oregon State (Apr 23, 2023)
Strikeouts:	15	-	vs Washington State (Apr 07, 2023)
Hits allowed:	14	-	at Washington (Apr 15, 2023)
Doubles allowed:	3	-	vs Oregon State (Apr 21, 2023)
Triples allowed:	1	-	vs Arizona (Mar 24, 2023)
Homers allowed:	3	-	(4 times)
Wild pitches:	6	-	at Washington (Apr 14, 2023)
Hit batters:	4	-	vs Utah (Mar 17, 2023 at Provo, Utah)

2023 Sun Devil Baseball
Season Game Highs for Arizona State (as of Apr 27, 2023)
(Pac-12 games only)

INDIVIDUAL GAME HIGHS

Batting

At bats:	6	- (5 times)
Runs scored:	4	- Contrades, Nu'u at Utah (Mar 18, 2023)
Hits:	4	- (4 times)
RBIs:	5	- (4 times)
Doubles:	2	- (6 times)
Triples:	1	- Tobias, Jacob at Washington (Apr 14, 2023)
Home runs:	2	- Keaschall, Luke vs Arizona (Mar 24, 2023)
	2	- Keaschall, Luke vs Oregon State (Apr 21, 2023)
	2	- Jackson, Isaiah vs Oregon State (Apr 22, 2023)
Total bases:	10	- Keaschall, Luke vs Oregon State (Apr 21, 2023)
Walks:	3	- Campos, Ryan at Utah (Mar 18, 2023)
	3	- Hill, Luke at Washington (Apr 14, 2023)
Strikeouts:	4	- Contrades, Nu'u at Washington (Apr 14, 2023)
	4	- Contrades, Nu'u vs Oregon State (Apr 21, 2023)
Sac hits:	1	- (7 times)
Sac flies:	2	- Tobias, Jacob vs Arizona (Mar 26, 2023)
Stolen bases:	2	- Keaschall, Luke at CAL (Apr 02, 2023)
	2	- Keaschall, Luke vs Washington State (Apr 07, 2023)
Hit by pitch:	1	- (16 times)
Caught stealing:	1	- (6 times)
Runners LOB:	6	- Newman, Trey at CAL (Apr 02, 2023)

Fielding

Putouts:	15	- Campos, Ryan vs Washington State (Apr 07, 2023)
Assists:	6	- Keaschall, Luke at Washington (Apr 14, 2023)
Errors:	3	- Hill, Luke vs Oregon State (Apr 22, 2023)
Passed balls:	1	- Campos, Ryan vs Arizona (Mar 24, 2023)
	1	- Newman, Trey at Washington (Apr 14, 2023)

Pitching

Innings pitched:	6.0	- Curtis, Khristian vs Washington State (Apr 08, 2023)
Runs allowed:	8	- Dunn, Ross at Washington (Apr 14, 2023)
Earned runs:	6	- Dunn, Ross vs Oregon State (Apr 21, 2023)
Walks allowed:	6	- Dunn, Ross vs Oregon State (Apr 21, 2023)
Strikeouts:	9	- Curtis, Khristian at CAL (Apr 01, 2023)
	9	- Dunn, Ross vs Washington State (Apr 07, 2023)
	9	- Dunn, Ross at Washington (Apr 14, 2023)
Hits allowed:	9	- Curtis, Khristian at Washington (Apr 15, 2023)
Doubles allowed:	2	- (4 times)
Triples allowed:	1	- Dunn, Ross vs Arizona (Mar 24, 2023)
Homers allowed:	3	- Curtis, Khristian vs Oregon State (Apr 22, 2023)
Wild pitches:	5	- Dunn, Ross at Washington (Apr 14, 2023)
Hit batters:	3	- Dunn, Ross vs Utah (Mar 17, 2023 at Provo, Utah)

2023 Sun Devil Baseball
Individual Game-by-Game for Arizona State (as of Apr 27, 2023)

#48 Armbruester, Will - 4 appearances (All games)

Date	Opponent	GS	IP	H	R	ER	BB	SO	2B	3B	HR	WP	BK	HBP	IBB	Score	W-L	Sv	ERA	NP
Feb 26	at Mississippi State		0.1	0	0	0	0	0	0	0	0	0	0	0	0	3-16	0-0	0	0.00	2
Mar 12	UC DAVIS		1.0	2	1	1	0	0	1	0	1	0	0	0	0	17-4	0-0	0	6.75	21
Apr 14	at Washington		2.0	2	0	0	0	0	0	0	0	0	0	1	0	3-8	0-0	0	2.70	21
Apr 26	FULLERTON		0.1	0	0	0	0	1	0	0	0	0	0	0	0	8-11	0-0	0	2.45	5
Totals		0	3.2	4	1	1	0	1	1	0	1	0	0	1	0	31-39	0-0	0	2.45	-

#41 Balholm, Bronson - 7 games (All games)

Date	Opponent	Pos	AB	R	H	RBI	2B	3B	HR	BB	SB	CS	HBP	SAC	SF	GDP	K	PO	A	E	Avg
Mar 03	UC IRVINE	c	1	0	0	0	0	0	0	0	0	0	0	0	0	0	1	2	0	0	.000
Apr 11	at Grand Canyon	c	1	0	0	0	0	0	0	0	0	0	0	0	0	0	0	2	0	0	.000
Apr 15	at Washington	*c	4	0	1	0	0	0	0	0	0	0	0	0	0	0	0	6	0	0	.167
Apr 21	OREGON STATE	*c	4	2	2	0	0	0	0	1	0	0	0	0	0	0	1	13	1	0	.300
Apr 22	OREGON STATE	*c	3	0	2	0	0	0	0	1	0	0	0	0	0	0	0	10	0	0	.385
Apr 23	OREGON STATE	*c	3	1	1	0	0	0	0	1	0	0	0	0	0	0	0	10	0	1	.375
Apr 26	FULLERTON	*c	5	0	1	1	1	0	0	0	0	0	0	0	0	0	1	8	0	0	.333
Totals		5gs	21	3	7	1	1	0	0	3	0	0	0	0	0	0	3	51	1	1	.333

On base pct. .417 • Slugging pct. .381

#35 Beheler, Reese - 10 games (All games)

Date	Opponent	Pos	AB	R	H	RBI	2B	3B	HR	BB	SB	CS	HBP	SAC	SF	GDP	K	PO	A	E	Avg
Feb 26	at Mississippi State	ph/1	1	0	1	0	0	0	0	0	0	0	0	0	0	0	0	0	0	0	1.000
Mar 03	UC IRVINE	1b	1	0	1	0	0	0	0	0	0	0	0	0	0	0	0	1	0	0	1.000
Mar 04	UC IRVINE	*dh	3	0	0	0	0	0	0	0	0	0	0	0	0	0	2	0	0	0	.400
Mar 12	UC DAVIS	1b	0	0	0	0	0	0	0	0	0	0	0	0	0	0	0	2	0	0	.400
Mar 22	GRAND CANYON	ph/1	1	0	0	0	0	0	0	0	0	0	0	0	0	0	1	0	0	0	.333
Mar 28	vs UNLV	ph	3	0	0	0	0	0	0	0	0	0	0	0	0	0	0	0	0	0	.222
Apr 02	at CAL	ph/d	3	1	1	1	0	0	0	1	0	0	0	0	0	0	0	0	0	0	.250
Apr 07	WASHINGTON ST	*dh	1	1	0	0	0	0	0	1	0	0	0	0	0	0	1	0	0	0	.231
Apr 19	at Arizona	1b	1	0	0	0	0	0	0	0	0	0	0	0	0	0	0	0	0	0	.214
Apr 26	FULLERTON	ph	0	0	0	0	0	0	0	1	0	0	0	0	0	0	0	0	0	0	.214
Totals		2gs	14	2	3	1	0	0	0	3	0	0	0	0	0	0	4	3	0	0	.214

On base pct. .353 • Slugging pct. .214

#10 Bodlovich, Christian - 11 appearances (All games)

Date	Opponent	GS	IP	H	R	ER	BB	SO	2B	3B	HR	WP	BK	HBP	IBB	Score	W-L	Sv	ERA	NP
Feb 17	SAN DIEGO STAT		0.1	0	0	0	0	0	0	0	0	0	0	0	0	6-5	0-0	0	0.00	4
Feb 19	SAN DIEGO STAT		0.1	0	0	0	0	0	0	0	0	0	0	0	0	1-0	0-0	0	0.00	4
Feb 21	UNLV		1.0	2	0	0	0	0	0	0	0	0	0	0	0	6-3	0-0	0	0.00	12
Feb 25	at Mississippi State		0.1	2	0	0	0	0	0	0	0	0	0	0	0	1-5	0-0	0	0.00	8
Mar 01	NORTH DAKOTA		0.2	1	1	1	0	0	0	0	1	0	0	0	0	10-9	0-0	0	3.38	6
Mar 03	UC IRVINE		0.2	2	2	0	0	1	0	0	1	1	0	0	0	6-16	0-0	0	2.70	16
Mar 11	UC DAVIS		0.0	2	0	0	1	0	0	0	0	0	0	0	0	6-4	0-0	0	2.70	16
Mar 19	at Utah		0.0	1	1	1	0	0	0	0	0	0	0	0	0	6-11	0-0	0	5.40	2
Apr 11	at Grand Canyon		0.2	2	2	2	0	1	1	0	0	0	0	0	0	13-10	0-0	0	9.00	16
Apr 19	at Arizona		1.0	2	1	1	1	0	0	0	1	0	0	0	0	0-20	0-0	0	9.00	17
Apr 26	FULLERTON		0.1	1	0	0	2	0	0	0	0	0	0	0	0	8-11	0-0	0	8.44	15
Totals		0	5.1	15	7	5	4	2	1	0	3	1	0	0	0	63-94	0-0	0	8.44	-

2023 Sun Devil Baseball
Individual Game-by-Game for Arizona State (as of Apr 27, 2023)

#17 Campos, Ryan - 33 games (All games)

Date	Opponent	Pos	AB	R	H	RBI	2B	3B	HR	BB	SB	CS	HBP	SAC	SF	GDP	K	PO	A	E	Avg	
Feb 17	SAN DIEGO STAT	*c	3	2	2	0	1	0	0	2	0	0	0	0	0	0	0	3	0	0	.667	
Feb 18	SAN DIEGO STAT	*c	3	0	0	1	0	0	0	0	0	0	0	0	1	1	1	8	1	0	.333	
Feb 19	SAN DIEGO STAT	*c	4	0	1	0	0	0	0	0	0	0	0	0	0	0	1	13	0	0	.300	
Feb 21	UNLV	*c	4	1	1	1	0	0	1	0	0	0	0	0	0	0	1	8	1	0	.286	
Feb 24	at Mississippi State	*c	3	2	1	1	0	0	0	3	0	0	0	0	0	0	0	9	1	0	.294	
Feb 25	at Mississippi State	*c	3	0	0	0	0	0	0	1	0	0	0	0	0	0	0	7	0	0	.250	
Feb 26	at Mississippi State	*of	3	1	0	0	0	0	0	1	1	0	0	0	0	0	1	2	0	0	.217	
Mar 01	NORTH DAKOTA	*c	3	1	1	1	0	0	0	1	1	0	1	0	0	0	0	8	0	0	.231	
Mar 03	UC IRVINE	*c	4	2	2	1	0	0	1	0	0	0	0	0	0	0	0	7	2	0	.267	
Mar 04	UC IRVINE	*c	4	1	1	0	0	0	0	1	0	0	0	0	0	0	1	7	0	0	.265	
Mar 05	UC IRVINE	*c	4	0	2	0	0	0	0	0	0	0	0	0	0	0	0	6	1	1	.289	
Mar 07	at Oregon State	*c	4	0	1	0	0	0	0	1	0	0	0	0	0	0	0	5	0	0	.286	
Mar 08	at Oregon State	*c	3	0	1	1	0	0	0	1	0	0	0	0	0	0	1	5	1	0	.289	
Mar 10	UC DAVIS	*c	4	1	3	0	1	0	0	1	0	0	0	0	0	0	0	11	2	0	.327	
Mar 11	UC DAVIS	*c	4	3	3	3	0	0	1	0	0	0	0	0	0	0	0	7	0	0	.358	
Mar 12	UC DAVIS	*of	3	3	2	3	0	0	1	1	0	0	0	0	0	0	0	0	0	0	.375	
Mar 14	UTAH TECH	*c/of	3	2	2	1	1	0	0	1	0	0	0	0	0	0	0	14	1	0	.390	
Mar 17	vs Utah	*c	5	1	3	1	0	0	0	0	0	0	0	0	0	0	1	6	3	0	.406	
Mar 18	at Utah	*c	2	2	0	0	0	0	0	3	0	0	1	0	0	0	0	7	2	0	.394	
Mar 19	at Utah	*of	4	1	1	2	0	0	0	1	0	0	0	0	0	0	1	0	0	0	.386	
Mar 22	GRAND CANYON	*c	4	3	3	0	1	1	0	0	0	0	0	0	0	0	0	7	0	0	.405	
Mar 24	ARIZONA	*c	3	2	1	0	1	0	0	0	0	0	1	0	0	0	0	10	1	0	.403	
Mar 25	ARIZONA	*of	4	0	1	0	0	0	0	1	0	0	0	0	0	0	1	2	0	0	.395	
Mar 26	ARIZONA	*of	3	2	2	1	1	0	1	1	0	0	0	0	0	1	0	0	0	0	.405	
Mar 28	vs UNLV	*c	5	1	2	0	0	0	0	0	0	0	0	0	0	0	1	10	1	0	.404	
Mar 31	at CAL	*c	5	0	3	1	0	0	0	0	0	1	0	0	0	0	0	12	0	0	.415	
Apr 01	at CAL	*c	5	0	2	0	0	0	0	0	0	0	0	0	0	0	0	11	0	0	.414	
Apr 02	at CAL	*of	4	2	1	1	0	0	0	2	0	0	0	0	0	0	0	2	0	0	.408	
Apr 04	SEATTLE U	*of	4	3	4	0	1	0	0	1	0	0	0	0	0	0	0	3	0	0	.430	
Apr 06	WASHINGTON ST	*c	3	0	0	0	0	0	0	1	0	0	0	0	0	0	0	10	1	0	.418	
Apr 07	WASHINGTON ST	*c	3	2	1	1	0	0	1	1	0	0	0	0	0	0	0	15	1	1	.416	
Apr 08	WASHINGTON ST	*c	4	1	2	1	0	0	1	0	0	0	0	0	0	0	1	13	0	0	.419	
Apr 11	at Grand Canyon	*of/c	4	1	1	0	0	0	0	1	0	0	0	0	0	0	1	3	0	0	.413	
Totals			33qs	121	40	50	21	7	1	7	26	2	1	3	0	1	2	12	231	19	2	.413

On base pct. .523 • Slugging pct. .661

#26 Cano, Willie - 17 games (All games)

Date	Opponent	Pos	AB	R	H	RBI	2B	3B	HR	BB	SB	CS	HBP	SAC	SF	GDP	K	PO	A	E	Avg	
Feb 26	at Mississippi State	ph	0	0	0	0	0	0	0	1	0	0	0	0	0	0	0	0	0	0	.000	
Mar 03	UC IRVINE	ph/3	1	0	0	0	0	0	0	0	0	0	0	0	0	0	0	0	0	0	.000	
Mar 08	at Oregon State	*3b	3	1	1	2	0	0	1	1	0	0	0	0	0	0	0	0	1	0	.250	
Mar 10	UC DAVIS	*dh	4	0	3	1	0	0	0	0	0	0	0	0	0	1	0	0	0	0	.500	
Mar 11	UC DAVIS	*dh	3	0	1	1	0	0	0	0	0	0	0	0	1	0	0	0	0	0	.455	
Mar 12	UC DAVIS	*dh	3	1	2	0	1	0	0	2	0	0	0	0	0	0	0	0	0	0	.500	
Mar 14	UTAH TECH	*dh	4	0	0	0	0	0	0	0	0	0	0	0	0	1	0	0	0	0	.389	
Mar 17	vs Utah	*dh	4	1	0	2	0	0	0	1	0	0	0	0	0	0	0	0	0	0	.318	
Mar 18	at Utah	*dh	4	0	1	2	0	0	0	2	0	0	0	0	0	0	2	0	0	0	.308	
Mar 22	GRAND CANYON	*dh	4	1	0	1	0	0	0	0	0	0	0	0	0	0	2	0	0	0	.267	
Mar 25	ARIZONA	*dh	3	1	1	0	0	0	0	0	0	0	0	1	0	0	1	0	0	0	.273	
Mar 31	at CAL	*dh	3	0	2	1	0	0	0	0	0	0	0	0	1	0	1	0	0	0	.306	
Apr 01	at CAL	*dh	3	1	1	0	1	0	0	1	0	0	0	0	0	0	2	0	0	0	.308	
Apr 04	SEATTLE U	*dh	3	1	0	1	0	0	0	1	0	0	1	0	0	0	1	0	0	0	.286	
Apr 19	at Arizona	3b	1	0	0	0	0	0	0	0	0	0	0	0	0	0	0	1	0	0	.279	
Apr 25	FULLERTON	*dh	4	0	2	0	1	0	0	1	0	0	0	0	0	0	0	0	0	0	.298	
Apr 26	FULLERTON	ph	1	0	0	0	0	0	0	0	0	0	0	0	0	0	0	0	0	0	.292	
Totals			13gs	48	7	14	11	3	0	1	10	0	0	1	1	2	2	9	1	1	0	.292

On base pct. .410 • Slugging pct. .417

2023 Sun Devil Baseball
Individual Game-by-Game for Arizona State (as of Apr 27, 2023)

#6 Contrades, Nu'u - 39 games (All games)

Date	Opponent	Pos	AB	R	H	RBI	2B	3B	HR	BB	SB	CS	HBP	SAC	SF	GDP	K	PO	A	E	Avg
Feb 17	SAN DIEGO STAT	*3b	3	0	1	0	0	0	0	0	1	0	0	0	0	0	0	0	4	1	.333
Feb 18	SAN DIEGO STAT	*3b	3	1	1	1	0	0	0	0	0	0	0	0	0	0	2	0	0	0	.333
Feb 21	UNLV	*3b	3	0	0	0	0	0	0	1	0	0	0	0	0	0	0	1	1	0	.222
Feb 24	at Mississippi State	*3b	3	3	1	0	0	0	0	2	0	0	0	0	0	0	0	0	3	1	.250
Feb 25	at Mississippi State	*3b	3	0	1	0	0	0	0	0	0	0	0	0	0	0	1	1	3	0	.267
Feb 26	at Mississippi State	*3b	4	0	1	0	0	0	0	0	0	0	0	0	0	0	3	0	2	0	.263
Mar 01	NORTH DAKOTA	*3b	3	0	0	1	0	0	0	0	0	0	0	0	1	0	0	1	1	1	.227
Mar 03	UC IRVINE	*3b	3	0	0	0	0	0	0	0	0	0	0	0	0	1	1	0	2	0	.200
Mar 04	UC IRVINE	*3b	3	2	1	1	0	0	0	1	0	0	0	0	0	0	0	0	0	0	.214
Mar 05	UC IRVINE	*3b	2	0	0	0	0	0	0	0	0	0	1	0	0	0	1	1	1	0	.200
Mar 07	at Oregon State	*3b	4	0	0	0	0	0	0	0	0	0	0	0	0	0	2	0	3	0	.176
Mar 10	UC DAVIS	*3b	3	0	2	0	0	0	0	0	0	0	1	0	0	0	1	0	1	0	.216
Mar 11	UC DAVIS	*3b	3	1	1	0	0	0	0	0	1	0	0	0	0	0	0	2	1	0	.225
Mar 12	UC DAVIS	*3b	4	1	2	4	0	0	1	0	0	0	0	0	1	0	0	0	0	0	.250
Mar 14	UTAH TECH	*3b	4	2	2	1	0	0	1	0	1	0	0	0	0	0	0	0	1	0	.271
Mar 17	vs Utah	*3b	5	1	3	1	2	0	0	0	0	0	0	0	0	0	1	0	1	0	.302
Mar 18	at Utah	*3b	6	4	4	3	0	0	0	0	0	0	0	0	0	0	1	0	0	0	.339
Mar 19	at Utah	*3b	5	1	1	0	0	0	0	0	0	0	0	0	0	0	1	0	5	0	.328
Mar 22	GRAND CANYON	*3b	5	1	2	2	1	0	0	0	1	0	0	0	0	0	1	0	1	1	.333
Mar 24	ARIZONA	*3b	4	0	0	0	0	0	0	0	0	0	0	0	0	0	2	2	1	0	.315
Mar 25	ARIZONA	*3b	5	1	3	5	2	0	1	0	0	0	0	0	0	0	1	0	1	0	.333
Mar 26	ARIZONA	*3b	5	2	4	3	0	0	1	0	0	1	0	0	0	0	1	0	1	0	.361
Mar 28	vs UNLV	*3b	4	1	1	2	0	0	1	1	1	0	0	0	0	0	1	0	0	0	.356
Mar 31	at CAL	*3b	5	1	3	0	0	0	0	0	0	0	0	0	0	0	2	0	0	0	.370
Apr 01	at CAL	*3b	5	1	2	3	0	0	1	0	0	0	0	0	0	0	0	1	2	0	.371
Apr 02	at CAL	*3b	6	2	4	2	1	0	0	0	0	0	0	0	0	0	0	0	1	1	.388
Apr 04	SEATTLE U	*3b	5	3	2	0	0	0	0	1	0	0	0	0	0	0	1	2	1	0	.389
Apr 06	WASHINGTON ST	*3b	4	0	0	0	0	0	0	0	0	0	0	0	0	0	0	0	3	0	.375
Apr 07	WASHINGTON ST	*3b	4	0	0	0	0	0	0	0	0	0	0	0	0	0	0	2	0	0	.362
Apr 08	WASHINGTON ST	*3b	4	1	1	1	0	0	1	0	0	0	0	0	0	0	1	1	0	0	.358
Apr 11	at Grand Canyon	*3b	6	0	1	0	0	0	0	0	0	0	0	0	0	0	3	2	3	0	.349
Apr 14	at Washington	*3b	4	0	0	0	0	0	0	0	0	0	0	0	0	0	4	0	4	0	.338
Apr 15	at Washington	*3b	5	1	1	0	0	0	0	0	0	0	0	0	0	0	0	1	2	0	.333
Apr 19	at Arizona	*3b	3	0	2	0	0	0	0	0	0	0	0	0	0	0	0	0	1	1	.341
Apr 21	OREGON STATE	*3b	5	0	0	0	0	0	0	0	0	0	0	0	0	0	4	1	1	0	.329
Apr 22	OREGON STATE	*3b	4	2	1	0	1	0	0	0	0	0	1	0	0	0	1	0	2	0	.327
Apr 23	OREGON STATE	*3b	4	1	2	0	0	0	0	0	0	0	0	0	0	0	1	0	1	1	.331
Apr 25	FULLERTON	*3b	5	0	0	0	0	0	0	0	0	0	0	0	0	1	1	1	1	0	.321
Apr 26	FULLERTON	*3b	6	0	3	2	1	0	0	0	1	1	0	0	0	0	0	1	5	0	.327
Totals		39gs	162	33	53	32	8	0	7	6	6	2	3	0	2	2	38	20	60	7	.327

On base pct. .358 • Slugging pct. .506

2023 Sun Devil Baseball
Individual Game-by-Game for Arizona State (as of Apr 27, 2023)

#14 Crenshaw, Wyatt - 40 games (All games)

Date	Opponent	Pos	AB	R	H	RBI	2B	3B	HR	BB	SB	CS	HBP	SAC	SF	GDP	K	PO	A	E	Avg
Feb 17	SAN DIEGO STAT	*of	3	0	2	1	1	0	0	0	0	0	0	0	1	0	0	3	0	0	.667
Feb 18	SAN DIEGO STAT	*of	3	1	2	0	1	0	0	0	0	0	0	0	0	0	0	1	0	0	.667
Feb 19	SAN DIEGO STAT	*of	4	0	2	0	1	0	0	0	0	0	0	0	0	0	1	0	0	0	.600
Feb 21	UNLV	*of	4	2	2	2	1	0	1	0	1	0	0	0	0	0	1	4	0	0	.571
Feb 24	at Mississippi State	*of	5	3	3	2	0	0	1	1	0	0	0	0	0	0	1	2	0	0	.579
Feb 25	at Mississippi State	*of	4	0	1	0	0	0	0	0	0	0	0	0	0	0	1	0	0	0	.522
Feb 26	at Mississippi State	*of	4	0	1	0	0	0	0	0	0	0	0	0	0	0	1	3	0	0	.481
Mar 01	NORTH DAKOTA	*of	4	1	2	2	0	1	0	0	0	0	0	1	0	0	1	1	0	0	.484
Mar 03	UC IRVINE	*of	5	0	0	0	0	0	0	0	0	0	0	0	0	0	1	1	0	0	.417
Mar 04	UC IRVINE	*of	4	0	1	2	1	0	0	1	0	0	0	0	0	0	2	0	0	0	.400
Mar 05	UC IRVINE	*of	4	1	1	0	0	0	0	0	0	0	0	0	0	0	1	0	0	0	.386
Mar 07	at Oregon State	*of	4	1	1	0	0	0	0	1	0	0	0	0	0	0	0	3	0	0	.375
Mar 08	at Oregon State	*dh	5	1	1	0	1	0	0	0	0	0	0	0	0	1	2	0	0	0	.358
Mar 10	UC DAVIS	*of	4	1	1	1	0	0	0	0	1	0	0	0	1	0	1	1	0	0	.351
Mar 11	UC DAVIS	*of	3	1	1	0	0	0	0	1	0	0	0	0	0	0	1	1	0	0	.350
Mar 12	UC DAVIS	*of	4	2	1	0	1	0	0	1	0	0	0	0	0	0	0	1	0	0	.344
Mar 14	UTAH TECH	*of	3	1	0	0	0	0	0	1	1	0	0	0	0	0	1	1	0	0	.328
Mar 17	vs Utah	*of	6	0	0	1	0	0	0	0	0	0	0	0	0	0	3	4	0	0	.301
Mar 18	at Utah	*of	5	2	3	3	2	0	1	0	0	0	0	0	0	0	0	1	0	0	.321
Mar 19	at Utah	*dh	4	1	1	2	0	0	1	0	0	0	0	0	1	0	1	0	0	0	.317
Mar 22	GRAND CANYON	*of	5	0	1	1	0	0	0	0	0	0	0	0	0	0	1	2	0	0	.310
Mar 24	ARIZONA	*of	4	0	2	0	0	0	0	0	0	1	0	0	0	0	0	2	0	0	.319
Mar 25	ARIZONA	*of	4	1	0	0	0	0	0	0	0	0	1	0	0	0	1	1	0	0	.305
Mar 26	ARIZONA	*dh	5	1	1	1	0	0	1	0	0	0	0	0	0	0	1	0	0	0	.300
Mar 28	vs UNLV	*of	5	1	2	0	1	0	0	0	0	0	0	0	0	0	2	0	0	0	.305
Mar 31	at CAL	*of	5	1	1	0	0	0	0	0	0	0	0	0	0	0	2	1	0	0	.300
Apr 01	at CAL	*of	5	1	2	1	0	0	0	0	0	0	0	0	0	0	2	1	0	0	.304
Apr 02	at CAL	*of	5	2	2	2	0	0	0	1	0	0	0	0	0	0	1	2	0	0	.308
Apr 04	SEATTLE U	*of	4	0	0	0	0	0	0	0	0	0	0	0	0	0	3	1	0	0	.298
Apr 06	WASHINGTON ST	*of	2	1	1	0	1	0	0	1	0	0	0	1	0	0	0	1	0	0	.302
Apr 07	WASHINGTON ST	*of	4	0	1	2	0	0	0	0	0	0	0	0	0	0	1	2	0	0	.300
Apr 08	WASHINGTON ST	*of	4	0	0	0	0	0	0	0	0	0	0	0	0	0	0	6	0	0	.291
Apr 11	at Grand Canyon	*dh	5	2	2	0	1	0	0	0	0	0	0	0	0	0	0	0	0	0	.295
Apr 14	at Washington	*dh	4	1	2	2	0	0	1	0	0	0	0	0	0	0	1	0	0	0	.301
Apr 15	at Washington	*dh	5	1	3	0	1	0	0	0	0	1	0	0	0	0	0	0	0	0	.311
Apr 19	at Arizona	*of	3	0	1	0	1	0	0	0	0	0	1	0	0	0	0	1	0	0	.311
Apr 21	OREGON STATE	*of	4	1	0	1	0	0	0	1	0	0	0	0	0	0	2	1	0	0	.303
Apr 22	OREGON STATE	*dh	5	0	0	0	0	0	0	0	0	0	0	0	0	0	2	0	0	0	.294
Apr 23	OREGON STATE	*dh	3	1	2	2	1	0	0	0	0	0	0	0	1	0	0	0	0	0	.301
Apr 26	FULLERTON	*of	4	1	0	0	0	0	0	1	0	0	0	0	0	0	2	3	0	0	.293
Totals		40gs	167	33	49	28	15	1	6	10	3	2	2	2	4	1	40	51	0	0	.293

On base pct. .333 • Slugging pct. .503

#5 Curtis, Khristian - 10 appearances (All games)

Date	Opponent	GS	IP	H	R	ER	BB	SO	2B	3B	HR	WP	BK	HBP	IBB	Score	W-L	Sv	ERA	NP
Feb 18	SAN DIEGO STAT	*	5.0	2	0	0	3	6	1	0	0	0	0	0	0	5-3	1-0	0	0.00	72
Feb 25	at Mississippi State	*	3.2	4	5	5	5	4	0	0	0	2	0	0	0	1-5	1-1	0	5.19	81
Mar 04	UC IRVINE	*	4.2	7	6	5	2	2	2	1	0	1	0	2	0	9-10	1-2	0	6.75	91
Mar 11	UC DAVIS	*	5.2	2	3	3	2	5	2	0	0	0	0	1	0	6-4	2-2	0	6.16	64
Mar 18	at Utah	*	2.0	4	5	5	3	1	1	0	0	1	0	1	0	15-9	2-2	0	7.71	59
Mar 25	ARIZONA	*	5.0	6	3	3	2	5	1	0	0	1	0	1	0	7-4	2-2	0	7.27	82
Apr 01	at CAL	*	5.1	4	3	2	3	9	0	0	1	0	0	0	0	4-5	2-2	0	6.61	87
Apr 08	WASHINGTON ST	*	6.0	4	1	1	1	8	1	0	1	0	0	0	0	4-1	3-2	0	5.79	85
Apr 15	at Washington	*	5.0	9	4	3	1	3	0	0	2	0	0	0	0	8-6	4-2	0	5.74	85
Apr 22	OREGON STATE	*	4.1	5	6	2	5	5	2	0	3	0	0	0	0	11-7	4-2	0	5.59	99
Totals		10	46.2	47	36	29	27	48	10	1	7	5	0	5	0	70-54	4-2	0	5.59	-

2023 Sun Devil Baseball
Individual Game-by-Game for Arizona State (as of Apr 27, 2023)

#46 Dunn, Ross - 11 appearances (All games)

Date	Opponent	GS	IP	H	R	ER	BB	SO	2B	3B	HR	WP	BK	HBP	IBB	Score	W-L	Sv	ERA	NP
Feb 17	SAN DIEGO STAT	*	2.2	2	0	0	1	2	1	0	0	1	0	0	0	6-5	0-0	0	0.00	47
Feb 24	at Mississippi State	*	3.2	2	0	0	1	4	1	0	0	0	0	1	0	13-4	1-0	0	0.00	56
Mar 03	UC IRVINE	*	2.2	6	9	5	3	5	0	1	1	0	0	0	0	6-16	1-1	0	5.00	86
Mar 10	UC DAVIS	*	6.0	2	1	1	2	8	0	0	0	0	0	1	0	7-1	2-1	0	3.60	84
Mar 17	vs Utah	*	5.1	3	4	0	1	7	0	0	1	0	0	3	0	9-7	3-1	0	2.66	94
Mar 24	ARIZONA	*	4.2	7	3	3	4	6	0	1	0	0	0	1	0	6-5	3-1	0	3.24	103
Mar 31	at CAL	*	5.1	3	1	1	2	8	0	0	0	1	0	1	0	4-1	4-1	0	2.97	91
Apr 07	WASHINGTON ST	*	4.2	5	2	2	5	9	2	0	0	2	0	0	0	6-2	4-1	0	3.09	105
Apr 14	at Washington	*	4.0	5	8	4	5	9	0	0	0	5	0	0	0	3-8	4-2	0	3.69	98
Apr 21	OREGON STATE	*	4.0	5	7	6	6	8	2	0	1	0	0	0	0	11-13	4-3	0	4.60	103
Apr 26	FULLERTON	*	2.0	1	0	0	1	1	1	0	0	0	0	1	0	8-11	4-3	0	4.40	37
Totals		11	45.0	41	35	22	31	67	7	2	3	9	0	8	0	79-73	4-3	0	4.40	-

#19 Gardner, Dylan - 8 appearances (All games)

Date	Opponent	GS	IP	H	R	ER	BB	SO	2B	3B	HR	WP	BK	HBP	IBB	Score	W-L	Sv	ERA	NP
Feb 25	at Mississippi State		0.2	0	0	0	0	1	0	0	0	0	0	0	0	1-5	0-0	0	0.00	10
Mar 01	NORTH DAKOTA		0.2	0	1	1	0	0	0	0	0	0	0	1	0	10-9	0-0	0	6.75	13
Mar 05	UC IRVINE		0.2	1	0	0	1	0	0	0	0	0	0	0	0	2-7	0-0	0	4.50	11
Mar 08	at Oregon State		0.1	0	0	0	2	0	0	0	0	0	0	0	0	4-7	0-0	0	3.86	11
Mar 14	UTAH TECH		1.0	0	0	0	0	3	0	0	0	0	0	0	0	9-1	0-0	0	2.70	17
Mar 19	at Utah		0.1	1	3	3	1	0	0	0	0	0	0	1	0	6-11	0-0	0	9.82	13
Apr 04	SEATTLE U		1.2	3	3	3	2	0	1	0	0	1	0	0	0	11-6	0-0	0	11.81	24
Apr 14	at Washington		0.1	0	0	0	2	0	0	0	0	0	0	1	0	3-8	0-0	0	11.12	15
Totals		0	5.2	5	7	7	8	4	1	0	0	1	0	3	0	46-54	0-0	0	11.12	-

#40 Giblin, Jonah - 13 appearances (All games)

Date	Opponent	GS	IP	H	R	ER	BB	SO	2B	3B	HR	WP	BK	HBP	IBB	Score	W-L	Sv	ERA	NP
Feb 19	SAN DIEGO STAT		0.2	1	0	0	0	1	1	0	0	1	0	0	0	1-0	0-0	0	0.00	11
Feb 21	UNLV		0.1	1	0	0	0	0	0	0	0	0	0	0	0	6-3	0-0	0	0.00	7
Feb 24	at Mississippi State		2.0	1	0	0	1	2	0	0	0	0	0	0	0	13-4	0-0	0	0.00	37
Mar 01	NORTH DAKOTA		1.0	1	1	1	0	2	0	0	0	0	0	1	0	10-9	0-0	0	2.25	15
Mar 05	UC IRVINE		4.2	3	2	2	2	4	1	0	0	0	0	0	0	2-7	0-0	0	3.12	53
Mar 08	at Oregon State		3.0	2	1	1	1	2	0	0	0	1	0	0	0	4-7	0-0	0	3.09	40
Mar 12	UC DAVIS	*	5.0	4	0	0	0	3	1	0	0	0	0	0	0	17-4	1-0	0	2.16	62
Mar 19	at Utah	*	5.0	4	2	2	3	3	0	0	1	1	0	0	0	6-11	1-0	0	2.49	74
Mar 26	ARIZONA	*	4.2	4	3	3	2	4	1	0	1	0	0	0	0	10-6	1-0	0	3.08	87
Apr 02	at CAL	*	3.0	4	5	3	2	1	1	0	1	3	0	0	0	15-10	1-0	0	3.68	56
Apr 06	WASHINGTON ST	*	2.0	4	3	3	0	0	1	0	0	0	0	1	0	6-5	1-0	0	4.31	43
Apr 19	at Arizona	*	1.0	2	1	1	0	1	2	0	0	0	0	0	0	0-20	1-0	0	4.45	14
Apr 23	OREGON STATE	*	3.0	5	5	4	2	4	1	0	2	0	0	0	0	12-10	1-0	0	5.09	63
Totals		6	35.1	36	23	20	13	27	9	0	5	6	0	2	0	102-96	1-0	0	5.09	-

#45 Hanks, Ryan - 1 appearance (All games)

Date	Opponent	GS	IP	H	R	ER	BB	SO	2B	3B	HR	WP	BK	HBP	IBB	Score	W-L	Sv	ERA	NP
Feb 26	at Mississippi State		0.1	1	0	0	1	1	1	0	0	1	0	0	0	3-16	0-0	0	0.00	18
Totals		0	0.1	1	0	0	1	1	1	0	0	1	0	0	0	3-16	0-0	0	0.00	-

2023 Sun Devil Baseball
Individual Game-by-Game for Arizona State (as of Apr 27, 2023)

#31 Hansell, Josh - 12 appearances (All games)

Date	Opponent	GS	IP	H	R	ER	BB	SO	2B	3B	HR	WP	BK	HBP	IBB	Score	W-L	Sv	ERA	NP
Feb 21	UNLV	*	3.0	1	0	0	1	3	0	0	0	1	0	1	0	6-3	0-0	0	0.00	53
Mar 01	NORTH DAKOTA	*	2.1	5	5	4	0	3	1	0	2	0	0	0	0	10-9	0-0	0	6.75	48
Mar 10	UC DAVIS		2.0	1	0	0	1	3	0	0	0	0	0	0	0	7-1	0-0	0	4.91	42
Mar 14	UTAH TECH		1.0	0	0	0	0	0	0	0	0	0	0	0	0	9-1	0-0	0	4.32	9
Mar 22	GRAND CANYON		2.0	2	0	0	1	3	1	0	0	0	0	0	0	11-1	1-0	0	3.48	33
Mar 28	vs UNLV	*	3.0	2	1	1	1	4	1	1	0	2	0	0	0	6-2	1-0	0	3.38	54
Apr 02	at CAL		2.1	2	2	2	0	0	0	0	1	0	0	0	0	15-10	1-0	0	4.02	30
Apr 04	SEATTLE U		1.0	2	0	0	0	0	0	0	0	0	0	0	0	11-6	2-0	0	3.78	11
Apr 11	at Grand Canyon		1.0	0	0	0	2	0	0	0	0	1	0	0	0	13-10	2-0	0	3.57	21
Apr 19	at Arizona		0.1	0	2	2	2	0	0	0	0	0	0	0	0	0-20	2-0	0	4.50	15
Apr 23	OREGON STATE		1.1	1	2	2	3	1	1	0	0	1	0	0	0	12-10	2-0	0	5.12	36
Apr 26	FULLERTON		2.1	8	7	7	1	2	2	0	2	1	0	0	0	8-11	2-0	0	7.48	55
Totals		3	21.2	24	19	18	12	19	6	1	5	6	0	1	0	108-84	2-0	0	7.48	-

#7 Hill, Luke - 40 games (All games)

Date	Opponent	Pos	AB	R	H	RBI	2B	3B	HR	BB	SB	CS	HBP	SAC	SF	GDP	K	PO	A	E	Avg
Feb 17	SAN DIEGO STAT	*ss	3	0	2	1	1	0	0	1	0	0	0	0	0	0	1	1	3	0	.667
Feb 18	SAN DIEGO STAT	*ss	2	0	0	1	0	0	0	0	0	0	0	0	1	1	0	3	3	0	.400
Feb 19	SAN DIEGO STAT	*ss	3	1	2	0	1	0	0	0	0	0	0	0	0	0	0	1	6	0	.500
Feb 21	UNLV	*ss	3	0	3	1	1	0	0	1	1	1	0	0	0	0	0	2	2	0	.636
Feb 24	at Mississippi State	*ss	4	1	2	0	0	0	0	1	0	0	0	0	0	0	0	3	2	0	.600
Feb 25	at Mississippi State	*ss	4	0	1	1	0	0	0	0	1	0	0	0	0	0	0	1	3	0	.526
Feb 26	at Mississippi State	*ss	4	1	2	1	0	0	1	0	0	0	0	0	0	0	0	0	1	0	.522
Mar 01	NORTH DAKOTA	*ss	4	1	1	1	0	0	0	0	0	0	0	0	0	0	1	1	2	0	.481
Mar 03	UC IRVINE	*ss	4	1	3	0	1	0	0	0	0	0	0	0	0	0	0	0	2	1	.516
Mar 04	UC IRVINE	*ss	2	1	0	0	0	0	0	2	0	0	0	0	0	0	0	1	5	2	.485
Mar 05	UC IRVINE	*ss	4	0	1	0	0	0	0	0	0	0	0	0	0	0	0	1	5	0	.459
Mar 07	at Oregon State	*ss	5	1	1	1	0	0	0	0	0	0	0	0	0	0	2	0	2	0	.429
Mar 08	at Oregon State	*ss	4	1	1	0	1	0	0	1	0	0	0	0	0	0	1	2	2	0	.413
Mar 10	UC DAVIS	*ss	5	1	2	1	0	0	0	0	0	0	0	0	0	0	0	1	2	0	.412
Mar 11	UC DAVIS	*ss	4	1	1	0	0	0	0	0	0	0	0	0	0	0	0	1	4	0	.400
Mar 12	UC DAVIS	*ss	5	4	3	3	3	0	0	1	0	0	0	0	0	0	1	3	3	0	.417
Mar 14	UTAH TECH	*ss	3	2	1	1	0	0	0	1	0	0	0	0	0	0	0	0	0	1	.413
Mar 17	vs Utah	*ss	2	2	1	0	1	0	0	2	0	0	0	0	0	0	0	0	1	2	.415
Mar 19	at Utah	*ss	4	0	0	0	0	0	0	0	0	0	0	0	0	0	3	1	4	0	.391
Mar 22	GRAND CANYON	*ss	5	1	1	0	0	0	0	0	0	0	0	0	0	0	0	2	5	0	.378
Mar 24	ARIZONA	*ss	4	0	0	0	0	0	0	0	0	0	0	0	0	0	3	2	2	0	.359
Mar 25	ARIZONA	*ss	3	1	2	0	0	0	0	1	0	0	0	0	0	0	0	3	3	1	.370
Mar 26	ARIZONA	*ss	4	1	1	0	0	0	0	0	0	0	0	0	0	0	1	2	4	0	.365
Mar 28	vs UNLV	*ss	3	1	1	0	0	0	0	1	0	0	0	0	0	0	1	2	4	0	.364
Mar 31	at CAL	*ss	3	1	0	0	0	0	0	2	0	0	0	0	0	0	1	2	2	0	.352
Apr 01	at CAL	*ss	4	0	0	0	0	0	0	0	0	0	0	0	0	0	2	0	1	1	.337
Apr 02	at CAL	*ss	4	1	1	2	0	0	0	0	0	0	1	0	1	0	0	3	5	0	.333
Apr 04	SEATTLE U	*ss	3	0	1	3	0	0	0	0	1	0	1	0	1	0	2	2	2	0	.333
Apr 06	WASHINGTON ST	*ss	4	2	3	3	0	0	1	0	0	0	0	0	0	0	0	2	1	0	.349
Apr 07	WASHINGTON ST	*ss	3	1	1	0	0	0	0	1	0	0	0	0	0	0	1	1	2	0	.349
Apr 08	WASHINGTON ST	*ss	3	0	1	0	0	0	0	0	0	0	0	0	0	0	0	0	4	0	.348
Apr 11	at Grand Canyon	*ss	5	1	2	5	0	0	1	0	0	1	0	0	0	0	1	1	3	0	.350
Apr 14	at Washington	*ss	1	1	0	0	0	0	0	3	0	0	0	0	0	0	1	1	2	0	.347
Apr 15	at Washington	*ss	5	1	2	0	0	0	0	0	0	0	0	0	0	0	2	0	4	1	.350
Apr 19	at Arizona	*ss	3	0	0	0	0	0	0	0	0	0	0	0	0	0	1	0	2	1	.341
Apr 21	OREGON STATE	*ss	5	1	2	1	0	0	0	0	0	0	0	0	0	0	0	1	3	0	.344
Apr 22	OREGON STATE	*ss	5	2	2	2	0	0	0	0	0	0	0	0	0	0	0	1	1	3	.346
Apr 23	OREGON STATE	*ss	4	2	1	2	1	0	0	1	0	0	0	0	0	0	1	2	2	0	.343
Apr 25	FULLERTON	*ss	4	2	2	3	0	0	1	0	0	0	1	0	0	0	0	2	0	0	.347
Apr 26	FULLERTON	*ss	4	0	2	0	0	0	0	2	0	0	0	0	0	0	0	3	4	0	.351
Totals		40gs	148	37	52	33	10	0	4	21	3	2	3	0	3	2	28	56	107	11	.351

On base pct. .434 • Slugging pct. .500

2023 Sun Devil Baseball
Individual Game-by-Game for Arizona State (as of Apr 27, 2023)

#28 Humphres, Austin - 8 appearances (All games)

Date	Opponent	GS	IP	H	R	ER	BB	SO	2B	3B	HR	WP	BK	HBP	IBB	Score	W-L	Sv	ERA	NP
Feb 25	at Mississippi State		0.1	0	0	0	0	1	0	0	0	0	0	0	0	1-5	0-0	0	0.00	6
Mar 03	UC IRVINE		1.0	2	1	1	0	1	1	0	0	0	0	1	0	6-16	0-0	0	6.75	25
Mar 12	UC DAVIS		1.0	3	3	3	0	2	1	0	1	0	0	1	0	17-4	0-0	0	15.43	21
Apr 04	SEATTLE U		0.0	0	0	0	1	0	0	0	0	0	0	0	0	11-6	0-0	0	15.43	6
Apr 14	at Washington		1.0	1	0	0	1	0	0	0	0	1	0	0	0	3-8	0-0	0	10.80	13
Apr 19	at Arizona		1.0	2	3	1	0	0	0	0	0	1	0	2	0	0-20	0-0	0	10.38	22
Apr 25	FULLERTON		1.0	1	0	0	0	1	0	0	0	0	0	0	0	9-1	0-0	0	8.44	10
Apr 26	FULLERTON		0.2	0	0	0	0	0	0	0	0	1	0	0	0	8-11	0-0	0	7.50	10
Totals		0	6.0	9	7	5	2	5	2	0	1	3	0	4	0	55-71	0-0	0	7.50	-

#24 Jackson, Isaiah - 39 games (All games)

Date	Opponent	Pos	AB	R	H	RBI	2B	3B	HR	BB	SB	CS	HBP	SAC	SF	GDP	K	PO	A	E	Avg
Feb 17	SAN DIEGO STAT	*of	2	1	0	0	0	0	0	0	0	0	1	1	0	0	1	2	1	0	.000
Feb 18	SAN DIEGO STAT	*of	2	2	1	1	0	0	1	0	0	0	1	0	0	0	0	2	0	0	.250
Feb 19	SAN DIEGO STAT	*of	3	0	1	0	0	0	0	0	0	0	0	0	0	0	1	2	0	0	.286
Feb 24	at Mississippi State	*of	6	0	0	0	0	0	0	0	0	0	0	0	0	0	5	2	0	0	.154
Feb 25	at Mississippi State	*of	2	0	0	0	0	0	0	0	0	0	0	0	0	0	2	3	0	0	.133
Feb 26	at Mississippi State	ph	1	0	0	0	0	0	0	0	0	0	0	0	0	0	1	0	0	0	.125
Mar 01	NORTH DAKOTA	*of	2	1	2	0	0	0	0	2	1	0	0	0	0	0	0	3	0	0	.222
Mar 03	UC IRVINE	*of	3	1	2	2	0	0	1	0	0	0	0	0	1	0	0	2	0	0	.286
Mar 04	UC IRVINE	*of	2	1	0	1	0	0	0	0	0	0	1	0	1	1	1	3	0	0	.261
Mar 05	UC IRVINE	*of	4	0	1	0	1	0	0	0	0	0	0	0	0	0	0	1	2	0	.259
Mar 07	at Oregon State	*of	4	0	1	1	1	0	0	0	0	0	0	0	0	0	2	2	0	0	.258
Mar 08	at Oregon State	*of	4	0	0	0	0	0	0	0	0	0	0	0	0	0	2	3	0	0	.229
Mar 10	UC DAVIS	*of	4	0	1	0	0	0	0	0	0	0	0	0	0	0	0	5	0	0	.231
Mar 11	UC DAVIS	*of	4	0	0	0	0	0	0	0	0	1	0	0	0	0	1	1	0	0	.209
Mar 12	UC DAVIS	*of	4	0	1	1	0	0	0	0	0	0	0	0	0	0	2	2	0	0	.213
Mar 14	UTAH TECH	*of	4	0	0	0	0	0	0	0	0	0	0	0	0	0	2	1	0	0	.196
Mar 17	vs Utah	*of	4	1	1	0	1	0	0	0	0	0	1	0	0	0	2	1	0	0	.200
Mar 18	at Utah	*of	3	2	2	1	0	0	0	1	1	0	0	0	1	0	0	2	0	0	.224
Mar 19	at Utah	*of	3	0	0	0	0	0	0	0	0	0	1	0	0	0	1	1	0	0	.213
Mar 22	GRAND CANYON	*of	4	1	1	1	0	0	0	0	0	0	0	0	0	0	2	1	0	0	.215
Mar 24	ARIZONA	*of	3	0	0	0	0	0	0	0	0	0	0	0	0	0	2	3	0	1	.206
Mar 25	ARIZONA	*of	4	2	2	1	1	0	0	0	1	0	0	0	0	0	2	5	0	0	.222
Mar 26	ARIZONA	*of	4	0	2	1	1	0	0	0	0	1	0	0	0	0	0	5	0	0	.237
Mar 28	vs UNLV	*of	3	0	1	1	0	0	0	0	0	0	0	0	1	0	1	4	0	0	.241
Mar 31	at CAL	*of	4	0	0	0	0	0	0	0	0	0	0	0	0	0	1	4	0	0	.229
Apr 01	at CAL	*of	4	0	0	0	0	0	0	0	0	0	0	0	0	0	2	2	0	0	.218
Apr 04	SEATTLE U	ph/of	2	1	2	2	0	0	1	0	0	1	0	0	0	0	0	0	0	0	.236
Apr 06	WASHINGTON ST	*of	3	0	0	1	0	0	0	0	0	0	0	0	1	0	1	2	0	0	.228
Apr 07	WASHINGTON ST	*of	2	1	1	2	0	0	1	1	1	0	1	0	0	0	1	0	0	0	.234
Apr 08	WASHINGTON ST	*of	1	1	0	0	0	0	0	1	0	0	1	0	0	0	0	1	0	1	.232
Apr 11	at Grand Canyon	*of	4	2	2	1	2	0	0	1	0	0	0	0	0	0	1	4	0	0	.242
Apr 14	at Washington	*of	3	0	0	0	0	0	0	0	0	0	1	0	0	0	2	2	0	0	.235
Apr 15	at Washington	*of	3	1	2	2	0	0	1	1	0	1	0	0	0	0	5	0	0	0	.248
Apr 19	at Arizona	*of	2	0	0	0	0	0	0	1	0	0	0	0	0	1	1	2	0	0	.243
Apr 21	OREGON STATE	*of	3	1	0	0	0	0	2	0	0	0	0	0	0	0	2	3	0	0	.236
Apr 22	OREGON STATE	*of	4	3	2	5	0	0	2	0	0	0	1	0	0	0	2	0	0	0	.246
Apr 23	OREGON STATE	*of	5	1	1	0	0	0	0	0	0	0	0	0	0	0	0	2	0	0	.244
Apr 25	FULLERTON	*of	5	1	1	0	0	0	0	0	0	0	0	0	0	0	3	0	0	0	.242
Apr 26	FULLERTON	*of	4	1	0	0	0	0	0	1	0	0	1	0	0	0	4	0	0	0	.234
Totals		37gs	128	25	30	24	7	0	7	11	4	4	9	2	5	2	44	91	1	2	.234

On base pct. .327 • Slugging pct. .453

2023 Sun Devil Baseball
Individual Game-by-Game for Arizona State (as of Apr 27, 2023)

#32 Keaschall, Luke - 41 games (All games)

Date	Opponent	Pos	AB	R	H	RBI	2B	3B	HR	BB	SB	CS	HBP	SAC	SF	GDP	K	PO	A	E	Avg
Feb 17	SAN DIEGO STAT	*2b	4	0	1	1	0	1	0	0	0	0	1	0	0	0	0	7	5	0	.250
Feb 18	SAN DIEGO STAT	*2b	2	1	1	1	0	0	1	1	0	0	1	0	0	0	1	1	2	0	.333
Feb 19	SAN DIEGO STAT	*2b	4	0	0	0	0	0	0	0	0	0	0	0	0	0	1	2	0	0	.200
Feb 21	UNLV	*2b	5	1	1	0	1	0	0	0	0	0	0	0	0	0	1	0	3	0	.200
Feb 24	at Mississippi State	*2b	5	3	2	2	0	0	1	0	0	0	1	0	0	0	1	3	4	1	.250
Feb 25	at Mississippi State	*2b	3	0	1	0	0	0	0	0	0	0	1	0	0	0	1	0	3	0	.261
Feb 26	at Mississippi State	*2b	2	0	0	0	0	0	0	2	1	0	0	0	0	0	0	3	1	0	.240
Mar 01	NORTH DAKOTA	*2b	3	0	0	0	0	0	0	2	1	0	0	0	0	0	1	4	2	0	.214
Mar 03	UC IRVINE	*2b	5	0	2	1	0	0	0	0	1	0	0	0	0	0	1	1	2	1	.242
Mar 04	UC IRVINE	*2b	3	2	0	0	0	0	0	2	0	0	0	0	0	0	0	1	6	1	.222
Mar 05	UC IRVINE	*2b	4	0	0	0	0	0	0	0	0	0	0	0	0	0	1	4	6	0	.200
Mar 07	at Oregon State	*2b	4	0	1	2	0	0	0	0	1	0	0	0	0	0	1	0	4	1	.205
Mar 08	at Oregon State	*2b	3	0	1	0	0	0	0	1	0	0	0	0	0	0	0	0	3	0	.213
Mar 10	UC DAVIS	*2b	5	1	2	0	0	0	0	0	0	1	0	0	0	0	0	0	3	0	.231
Mar 11	UC DAVIS	*2b	3	0	1	0	1	0	0	1	0	0	0	0	0	0	0	0	4	0	.236
Mar 12	UC DAVIS	*2b	5	2	3	3	2	0	0	1	0	0	0	0	0	0	0	2	1	0	.267
Mar 14	UTAH TECH	*2b	3	2	1	3	0	0	1	1	0	0	0	0	0	0	0	2	5	0	.270
Mar 17	vs Utah	*2b	4	3	3	3	1	0	1	1	0	0	0	0	0	0	1	1	4	0	.299
Mar 18	at Utah	*2b	5	2	4	4	1	0	1	0	1	0	0	1	0	0	0	2	2	0	.333
Mar 19	at Utah	*2b	4	1	2	1	1	0	0	0	1	0	1	0	0	1	0	1	4	0	.342
Mar 22	GRAND CANYON	*2b	5	2	2	1	2	0	0	0	1	0	0	0	0	0	0	7	1	0	.346
Mar 24	ARIZONA	*2b	4	3	2	5	0	0	2	0	0	0	0	0	0	0	1	1	1	0	.353
Mar 25	ARIZONA	*2b	3	0	0	0	0	0	0	2	1	0	0	0	0	0	1	4	3	0	.341
Mar 26	ARIZONA	*2b	4	0	2	0	0	0	0	0	0	0	0	0	0	0	0	5	1	0	.348
Mar 28	vs UNLV	*2b	4	1	0	0	0	0	0	0	0	0	1	0	0	0	1	0	3	0	.333
Mar 31	at CAL	*2b	5	0	2	0	0	0	0	0	0	0	0	0	0	0	3	0	2	0	.337
Apr 01	at CAL	*2b	5	0	0	0	0	0	0	0	0	0	0	0	0	0	2	2	1	0	.321
Apr 02	at CAL	*2b	6	3	3	2	1	0	0	0	2	0	0	0	0	0	0	1	2	0	.330
Apr 04	SEATTLE U	*2b	3	2	2	1	1	0	0	2	0	0	0	0	0	0	0	2	2	1	.339
Apr 06	WASHINGTON ST	*2b	4	1	1	0	1	0	0	0	0	0	0	0	0	0	0	0	3	0	.336
Apr 07	WASHINGTON ST	*2b	4	1	2	0	0	0	0	0	2	0	0	0	0	0	0	1	2	0	.341
Apr 08	WASHINGTON ST	*2b	4	0	1	0	0	0	0	0	0	0	0	0	0	0	1	0	1	0	.339
Apr 11	at Grand Canyon	*2b	3	2	2	1	1	0	0	1	1	0	1	0	0	0	1	2	1	0	.346
Apr 14	at Washington	*2b	4	0	0	0	0	0	0	0	0	0	0	0	0	0	1	5	6	0	.336
Apr 15	at Washington	*2b	4	2	2	2	2	0	0	0	0	0	1	0	0	0	1	1	3	0	.341
Apr 19	at Arizona	*2b	3	0	1	0	0	0	0	0	0	0	0	0	0	0	0	2	1	0	.340
Apr 21	OREGON STATE	*2b	5	3	3	3	1	0	2	0	0	0	0	0	0	0	0	0	1	0	.349
Apr 22	OREGON STATE	*2b	5	0	2	2	2	0	0	0	0	0	0	0	0	0	0	3	5	1	.351
Apr 23	OREGON STATE	*2b	4	1	2	3	1	0	1	1	1	0	0	0	0	1	0	1	1	0	.355
Apr 25	FULLERTON	*2b	5	2	5	2	2	0	1	0	0	0	0	0	0	0	0	3	2	1	.375
Apr 26	FULLERTON	*2b	5	2	1	0	0	0	0	0	2	0	1	0	0	1	0	4	2	0	.370
Totals		41gs	165	43	61	43	21	1	11	18	16	1	9	1	0	3	22	78	108	7	.370

On base pct. .458 • Slugging pct. .709

#37 Lebamoff, Nolan - 20 appearances (All games)

Date	Opponent	GS	IP	H	R	ER	BB	SO	2B	3B	HR	WP	BK	HBP	IBB	Score	W-L	Sv	ERA	NP
Feb 17	SAN DIEGO STAT		0.1	1	2	2	2	0	0	0	0	0	0	0	0	6-5	0-0	0	54.00	19
Feb 21	UNLV		1.0	2	1	1	0	2	1	0	0	0	0	0	0	6-3	0-0	0	20.25	22
Feb 26	at Mississippi State		0.2	1	0	0	0	1	0	0	0	0	0	0	0	3-16	0-0	0	13.50	10
Mar 01	NORTH DAKOTA		0.2	0	0	0	0	0	0	0	0	0	0	0	0	10-9	1-0	0	10.12	6
Mar 04	UC IRVINE		1.0	0	0	0	2	1	0	0	0	0	0	0	0	9-10	1-0	0	7.36	24
Mar 07	at Oregon State		0.2	0	0	0	2	0	0	0	0	0	0	0	0	4-8	1-0	0	6.23	19
Mar 12	UC DAVIS		1.0	0	0	0	0	1	0	0	0	0	0	0	0	17-4	1-0	0	5.06	9
Mar 17	vs Utah		0.2	0	0	0	0	0	0	0	0	0	0	0	0	9-7	1-0	0	4.50	10
Mar 18	at Utah		0.1	0	0	0	0	0	0	0	0	0	0	0	0	15-9	1-0	0	4.26	2
Mar 22	GRAND CANYON		1.0	0	0	0	1	0	0	0	0	0	0	0	0	11-1	1-0	0	3.68	18
Mar 25	ARIZONA		1.0	0	0	0	0	1	0	0	0	0	0	0	0	7-4	2-0	0	3.24	10
Mar 28	vs UNLV		2.0	0	0	0	1	3	0	0	0	0	0	0	0	6-2	3-0	0	2.61	37
Mar 31	at CAL		1.0	0	0	0	1	0	0	0	0	0	0	0	0	4-1	3-0	0	2.38	15
Apr 01	at CAL		0.1	0	0	0	0	0	0	0	0	0	0	0	0	4-5	3-0	0	2.31	2
Apr 04	SEATTLE U		1.1	0	1	0	2	2	0	0	0	0	0	0	0	11-6	3-0	0	2.08	41
Apr 07	WASHINGTON ST		0.1	0	0	0	1	0	0	0	0	0	0	0	0	6-2	3-0	0	2.03	7
Apr 11	at Grand Canyon		0.2	3	0	0	0	0	0	0	0	0	0	0	0	13-10	3-0	0	1.93	17
Apr 19	at Arizona		0.2	3	2	2	1	0	1	0	0	0	0	0	0	0-20	3-0	0	3.07	20
Apr 21	OREGON STATE		2.0	2	1	1	2	3	0	0	1	1	0	0	0	11-13	3-0	0	3.24	44
Apr 25	FULLERTON		1.2	1	0	0	1	1	0	0	0	0	0	0	0	9-1	3-0	0	2.95	30
Totals		0	18.1	13	7	6	16	15	2	0	1	1	0	0	0	161-13	3-0	0	2.95	-

2023 Sun Devil Baseball
Individual Game-by-Game for Arizona State (as of Apr 27, 2023)

#25 Long, Ethan - 12 games (All games)

Date	Opponent	Pos	AB	R	H	RBI	2B	3B	HR	BB	SB	CS	HBP	SAC	SF	GDP	K	PO	A	E	Avg
Feb 17	SAN DIEGO STAT	*1b	3	0	0	0	0	0	0	2	0	0	0	0	0	0	1	9	0	1	.000
Feb 18	SAN DIEGO STAT	*1b	3	0	0	0	0	0	0	1	0	0	0	0	0	0	1	8	1	0	.000
Feb 19	SAN DIEGO STAT	*1b	3	0	1	0	0	0	0	0	0	0	1	0	0	1	0	8	0	0	.111
Feb 21	UNLV	*1b	2	2	2	1	0	0	1	2	0	0	0	0	0	0	0	8	1	1	.273
Feb 24	at Mississippi State	*1b	1	1	0	2	0	0	0	3	0	0	0	0	0	0	0	2	0	0	.250
Feb 25	at Mississippi State	*dh	3	1	1	0	0	0	0	0	0	0	1	0	0	0	0	0	0	0	.267
Feb 26	at Mississippi State	*dh	4	1	2	1	0	0	1	0	0	0	0	0	0	0	2	0	0	0	.316
Mar 01	NORTH DAKOTA	*dh	4	2	1	2	0	0	1	0	0	0	1	0	0	1	0	0	0	0	.304
Mar 03	UC IRVINE	*1b	4	0	1	0	0	0	0	0	0	0	0	0	0	0	1	12	0	0	.296
Mar 04	UC IRVINE	*of	5	1	2	3	0	0	0	0	0	0	0	0	0	0	0	3	0	0	.312
Mar 05	UC IRVINE	*1b	4	0	0	0	0	0	0	0	0	0	0	0	0	1	1	11	0	0	.278
Mar 07	at Oregon State	*1b	1	0	0	0	0	0	0	0	0	0	0	0	0	0	1	1	0	0	.270
Totals		12gs	37	8	10	9	0	0	3	8	0	0	3	0	0	3	7	62	2	2	.270

On base pct. .438 • Slugging pct. .514

#12 Manning, Timmy - 15 appearances (All games)

Date	Opponent	GS	IP	H	R	ER	BB	SO	2B	3B	HR	WP	BK	HBP	IBB	Score	W-L	Sv	ERA	NP
Feb 19	SAN DIEGO STAT	*	5.2	2	0	0	1	6	1	0	0	0	0	0	1	0	0-0	0	0.00	81
Feb 26	at Mississippi State	*	3.0	6	6	6	2	3	0	0	0	1	0	0	0	3-16	0-1	0	6.23	61
Mar 05	UC IRVINE	*	0.1	3	4	4	2	0	1	0	0	0	0	1	0	2-7	0-2	0	10.00	29
Mar 07	at Oregon State		2.2	1	2	2	2	2	0	0	0	1	0	0	1	4-8	0-2	0	9.26	42
Mar 14	UTAH TECH		2.0	3	0	0	0	5	0	0	0	0	0	0	0	9-1	0-2	0	7.90	30
Mar 18	at Utah		1.2	4	4	4	3	2	1	0	0	0	0	1	0	15-9	0-2	0	9.39	47
Mar 22	GRAND CANYON		1.0	0	0	0	0	1	0	0	0	0	0	0	0	11-1	0-2	0	8.82	19
Mar 26	ARIZONA		2.1	0	0	0	1	3	0	0	0	0	0	0	0	10-6	1-2	0	7.71	23
Apr 01	at CAL		1.2	1	1	1	0	1	0	0	0	0	0	0	0	4-5	1-2	0	7.52	17
Apr 02	at CAL		0.1	1	0	0	0	0	0	0	0	0	0	0	0	15-10	1-2	0	7.40	8
Apr 06	WASHINGTON ST		4.1	2	1	1	1	6	0	0	1	0	0	1	0	6-5	1-2	0	6.48	67
Apr 11	at Grand Canyon		3.0	4	3	3	0	3	2	0	0	0	0	0	0	13-10	1-2	0	6.75	46
Apr 19	at Arizona	*	1.0	5	6	6	1	2	2	0	2	1	0	0	0	0-20	1-3	0	8.38	36
Apr 22	OREGON STATE		2.0	3	1	1	2	3	0	0	0	0	0	0	0	11-7	1-3	0	8.13	44
Apr 25	FULLERTON	*	3.0	0	0	0	0	4	0	0	0	0	0	0	0	9-1	1-3	0	7.41	35
Totals		5	34.0	35	28	28	15	41	7	0	3	3	0	4	1	113-10	1-3	0	7.41	-

#3 McClain, Nick - 9 games (All games)

Date	Opponent	Pos	AB	R	H	RBI	2B	3B	HR	BB	SB	CS	HBP	SAC	SF	GDP	K	PO	A	E	Avg
Apr 11	at Grand Canyon	*of	6	2	3	4	0	0	1	0	0	0	0	0	0	0	0	2	1	0	.500
Apr 14	at Washington	*of	4	1	1	1	0	0	1	0	0	0	0	0	0	0	2	0	0	0	.400
Apr 15	at Washington	*of	4	1	1	0	0	0	0	1	0	0	0	0	0	1	1	4	0	0	.357
Apr 19	at Arizona	*of	4	0	1	0	0	0	0	0	0	0	0	0	0	0	1	7	0	0	.333
Apr 21	OREGON STATE	*of	4	2	2	5	0	0	1	1	0	0	0	0	0	0	0	1	0	0	.364
Apr 22	OREGON STATE	*of	4	1	1	0	0	0	1	0	0	0	0	0	0	0	0	2	0	0	.346
Apr 23	OREGON STATE	*of	3	2	2	3	2	0	0	2	0	0	0	0	0	0	0	3	0	0	.379
Apr 25	FULLERTON	*of	5	2	3	0	1	0	0	0	0	0	0	0	0	0	2	2	0	0	.412
Apr 26	FULLERTON	*of	4	2	2	0	0	0	0	2	0	0	0	0	0	1	1	0	0	0	.421
Totals		9gs	38	13	16	13	3	0	3	7	0	0	0	0	0	2	7	21	1	0	.421

On base pct. .511 • Slugging pct. .737

2023 Sun Devil Baseball
Individual Game-by-Game for Arizona State (as of Apr 27, 2023)

#15 Newman, Trey - 14 games (All games)

Date	Opponent	Pos	AB	R	H	RBI	2B	3B	HR	BB	SB	CS	HBP	SAC	SF	GDP	K	PO	A	E	Avg
Feb 26	at Mississippi State	*c	4	0	1	0	0	0	0	0	0	0	0	0	0	0	1	9	0	0	.250
Mar 12	UC DAVIS	*c	5	1	2	0	0	0	0	0	0	0	0	0	0	0	1	6	2	0	.333
Mar 14	UTAH TECH	c	0	0	0	0	0	0	0	0	0	0	0	0	0	0	0	1	0	0	.333
Mar 19	at Utah	*c	4	1	3	0	0	0	0	0	0	0	0	0	0	0	0	4	0	0	.462
Mar 22	GRAND CANYON	ph/c	1	0	1	0	0	0	0	0	0	0	0	0	0	0	0	1	0	0	.500
Mar 25	ARIZONA	*c	3	1	1	1	1	0	0	0	0	0	0	1	0	0	2	8	0	0	.471
Mar 26	ARIZONA	*c	4	1	1	1	0	0	0	0	0	0	0	0	0	0	2	5	2	0	.429
Apr 02	at CAL	*c	5	1	2	1	0	0	0	0	0	0	0	1	0	0	1	3	0	0	.423
Apr 04	SEATTLE U	*c	5	0	0	0	0	0	0	0	0	0	0	0	0	0	1	7	0	0	.355
Apr 11	at Grand Canyon	*c	2	0	0	0	0	0	0	0	0	0	0	0	0	0	1	3	1	0	.333
Apr 14	at Washington	*c	3	0	0	0	0	0	0	0	0	0	0	0	0	0	0	7	2	1	.306
Apr 19	at Arizona	*c	3	0	0	0	0	0	0	0	0	0	0	0	0	0	1	5	1	0	.282
Apr 23	OREGON STATE	c	0	0	0	0	0	0	0	0	0	0	0	0	0	0	0	0	1	0	.282
Apr 25	FULLERTON	*c	4	1	1	1	0	0	0	1	0	0	0	0	0	0	0	10	0	0	.279
Totals		11gs	43	6	12	4	1	0	0	1	0	0	0	2	0	0	10	69	9	1	.279

On base pct. .295 • Slugging pct. .302

#33 Peery, Brock - 22 appearances (All games)

Date	Opponent	GS	IP	H	R	ER	BB	SO	2B	3B	HR	WP	BK	HBP	IBB	Score	W-L	Sv	ERA	NP
Feb 17	SAN DIEGO STAT		0.1	0	0	0	0	1	0	0	0	0	0	0	0	6-5	1-0	0	0.00	4
Feb 18	SAN DIEGO STAT		0.1	1	0	0	0	1	0	0	0	0	0	0	0	5-3	1-0	1	0.00	7
Feb 21	UNLV		0.2	0	0	0	0	1	0	0	0	0	0	0	0	6-3	1-0	2	0.00	12
Feb 24	at Mississippi State		0.1	0	0	0	1	1	0	0	0	0	0	0	0	13-4	1-0	2	0.00	10
Mar 01	NORTH DAKOTA		1.0	0	0	0	1	2	0	0	0	0	0	1	0	10-9	1-0	2	0.00	22
Mar 04	UC IRVINE		0.1	1	0	0	0	1	0	0	0	0	0	2	0	9-10	1-0	2	0.00	13
Mar 05	UC IRVINE		1.0	0	0	0	1	1	0	0	0	0	0	0	0	2-7	1-0	2	0.00	18
Mar 08	at Oregon State		0.2	0	0	0	0	1	0	0	0	0	0	0	0	4-7	1-0	2	0.00	18
Mar 11	UC DAVIS		0.2	1	0	0	0	0	0	0	0	0	0	0	0	6-4	1-0	2	0.00	10
Mar 14	UTAH TECH		1.0	0	0	0	0	1	0	0	0	0	0	1	0	9-1	1-0	2	0.00	15
Mar 17	vs Utah		1.0	1	1	1	1	1	0	0	0	0	0	1	0	9-7	1-0	2	1.23	19
Mar 19	at Utah		0.0	0	0	0	0	0	0	0	0	0	0	2	0	6-11	1-0	2	1.23	8
Apr 02	at CAL		0.2	0	0	0	0	0	0	0	0	0	0	0	0	15-10	1-0	2	1.12	6
Apr 04	SEATTLE U		1.0	0	0	0	1	0	0	0	0	0	0	0	0	11-6	1-0	2	1.00	15
Apr 06	WASHINGTON ST		1.0	1	0	0	0	1	1	0	0	0	0	1	0	6-5	2-0	2	0.90	18
Apr 11	at Grand Canyon		0.1	1	0	0	0	0	1	0	0	0	0	0	0	13-10	3-0	2	0.87	11
Apr 14	at Washington		0.2	0	0	0	0	0	0	0	0	0	0	0	0	3-8	3-0	2	0.82	5
Apr 15	at Washington		0.2	1	0	0	0	1	0	0	0	0	0	0	0	8-6	3-0	2	0.77	19
Apr 19	at Arizona		1.0	2	1	1	0	2	0	0	0	0	0	1	0	0-20	3-0	2	1.42	17
Apr 21	OREGON STATE		1.0	0	0	0	0	1	0	0	0	0	0	0	0	11-13	3-0	2	1.32	16
Apr 23	OREGON STATE		0.2	3	3	3	1	0	0	0	1	0	0	0	0	12-10	3-0	2	3.14	21
Apr 26	FULLERTON		2.0	3	1	1	1	3	1	0	1	0	0	0	1	8-11	3-0	2	3.31	45
Totals		0	16.1	15	6	6	7	19	3	0	2	0	0	9	1	172-17	3-0	2	3.31	-

2023 Sun Devil Baseball
Individual Game-by-Game for Arizona State (as of Apr 27, 2023)

#9 Pivaroff, Blake - 21 appearances (All games)

Date	Opponent	GS	IP	H	R	ER	BB	SO	2B	3B	HR	WP	BK	HBP	IBB	Score	W-L	Sv	ERA	NP
Feb 18	SAN DIEGO STAT		1.2	3	3	3	0	1	0	0	0	0	0	1	0	5-3	0-0	0	16.20	35
Feb 21	UNLV		1.0	2	2	2	1	2	1	0	0	0	0	0	0	6-3	0-0	0	16.88	23
Feb 26	at Mississippi State		1.0	0	0	0	0	2	0	0	0	0	0	0	0	3-16	0-0	0	12.27	13
Mar 01	NORTH DAKOTA		2.0	1	0	0	0	1	0	0	0	0	0	0	0	10-9	0-0	0	7.94	23
Mar 05	UC IRVINE		1.1	1	0	0	0	1	0	0	0	0	0	0	0	2-7	0-0	0	6.43	19
Mar 07	at Oregon State		1.1	2	3	2	3	2	0	0	0	0	0	0	0	4-8	0-1	0	7.56	43
Mar 10	UC DAVIS		1.0	1	0	0	0	1	1	0	0	0	0	1	0	7-1	0-1	0	6.75	12
Mar 17	vs Utah		1.0	1	1	1	0	1	0	0	0	0	0	0	0	9-7	0-1	0	6.97	16
Mar 19	at Utah		1.0	0	0	0	0	0	0	0	0	0	0	0	0	6-11	0-1	0	6.35	9
Mar 24	ARIZONA		1.0	1	1	1	0	2	0	0	1	0	0	0	0	6-5	0-1	1	6.57	17
Mar 26	ARIZONA		1.0	0	0	0	0	0	0	0	0	0	0	0	0	10-6	0-1	1	6.08	6
Mar 28	vs UNLV		1.0	1	0	0	0	1	0	0	0	0	0	0	0	6-2	0-1	1	5.65	16
Mar 31	at CAL		1.0	0	0	0	0	0	0	0	0	0	0	0	0	4-1	0-1	1	5.28	16
Apr 02	at CAL		0.2	1	1	1	1	0	0	0	1	0	0	0	0	15-10	1-1	1	5.62	16
Apr 07	WASHINGTON ST		1.1	1	0	0	1	1	0	0	0	0	0	0	0	6-2	2-1	1	5.19	23
Apr 08	WASHINGTON ST		0.1	0	0	0	0	1	0	0	0	0	0	1	0	4-1	2-1	1	5.09	11
Apr 11	at Grand Canyon		1.0	0	0	0	0	2	0	0	0	0	0	0	0	13-10	2-1	1	4.82	11
Apr 15	at Washington		1.1	0	0	0	0	0	0	0	0	0	0	0	0	8-6	2-1	1	4.50	13
Apr 22	OREGON STATE		1.2	0	0	0	0	2	0	0	0	0	0	0	0	11-7	2-1	1	4.15	20
Apr 23	OREGON STATE		1.0	1	0	0	1	0	0	0	0	0	0	0	0	12-10	2-1	2	3.97	12
Apr 26	FULLERTON		1.0	1	0	0	0	0	0	0	0	0	0	0	0	8-11	2-1	2	3.80	13
Totals		0	23.2	17	11	10	7	20	2	0	2	0	0	3	0	155-13	2-1	2	3.80	-

#21 Rogers, Will - 27 games (All games)

Date	Opponent	Pos	AB	R	H	RBI	2B	3B	HR	BB	SB	CS	HBP	SAC	SF	GDP	K	PO	A	E	Avg
Feb 17	SAN DIEGO STAT	*of	5	2	3	2	0	0	1	0	0	0	0	0	0	1	1	2	0	0	.600
Feb 18	SAN DIEGO STAT	*of	4	0	0	0	0	0	0	0	0	0	0	0	0	0	1	1	0	0	.333
Feb 19	SAN DIEGO STAT	*of	2	0	0	0	0	0	0	1	0	0	0	0	0	0	2	0	0	0	.273
Feb 21	UNLV	*of	3	0	1	1	0	0	0	0	0	0	0	0	1	0	0	3	0	0	.286
Feb 24	at Mississippi State	*of	5	0	1	1	0	0	0	0	0	0	0	0	1	0	2	0	0	0	.263
Feb 25	at Mississippi State	*of	4	0	0	0	0	0	0	0	0	0	0	0	0	0	3	1	1	0	.217
Mar 01	NORTH DAKOTA	*of	5	2	2	1	1	0	1	0	0	0	0	0	0	0	0	1	0	0	.250
Mar 03	UC IRVINE	*of	2	0	0	0	0	0	0	0	0	0	0	0	0	0	2	0	0	0	.233
Mar 07	at Oregon State	*of	2	1	1	0	0	0	0	2	0	0	0	0	0	0	0	1	0	1	.250
Mar 08	at Oregon State	*of	4	1	1	0	1	0	0	0	0	0	0	0	0	0	3	2	0	0	.250
Mar 10	UC DAVIS	*of	4	2	2	2	0	0	0	0	0	0	0	0	0	0	1	1	0	0	.275
Mar 11	UC DAVIS	*of	4	0	0	0	0	0	0	0	0	0	0	0	0	1	1	2	0	0	.250
Mar 12	UC DAVIS	of	1	0	0	0	0	0	0	0	0	0	0	0	0	0	0	1	0	0	.244
Mar 14	UTAH TECH	*of	4	0	0	0	0	0	0	0	1	0	0	0	0	0	1	1	0	0	.224
Mar 17	vs Utah	*of	5	0	1	0	1	0	0	0	0	0	0	0	0	0	2	2	0	0	.222
Mar 18	at Utah	*of	5	0	0	0	0	0	0	0	0	0	0	0	0	2	1	2	0	0	.203
Mar 24	ARIZONA	*dh	3	0	0	0	0	0	0	0	0	0	0	0	0	0	1	0	0	0	.194
Mar 28	vs UNLV	*dh	1	0	0	0	0	0	0	0	0	0	0	0	0	0	1	0	0	0	.190
Apr 02	at CAL	*dh	1	1	0	0	0	0	0	1	0	0	0	0	0	0	1	0	0	0	.188
Apr 06	WASHINGTON ST	*dh	2	0	0	0	0	0	0	0	0	0	0	0	0	0	2	0	0	0	.182
Apr 07	WASHINGTON ST	ph	2	0	0	0	0	0	0	0	0	0	0	0	0	0	1	0	0	0	.176
Apr 08	WASHINGTON ST	*dh	3	1	1	2	0	0	1	0	0	0	0	0	0	0	0	0	0	0	.183
Apr 11	at Grand Canyon	ph/of	2	1	1	0	0	0	0	1	0	0	0	0	0	0	0	1	0	0	.192
Apr 14	at Washington	*of	4	0	1	0	0	0	0	0	0	0	0	0	0	0	1	0	1	1	.195
Apr 19	at Arizona	*dh	3	0	0	0	0	0	0	0	0	0	0	0	0	0	0	0	0	0	.188
Apr 21	OREGON STATE	*dh	4	1	0	0	0	0	0	0	0	0	1	0	0	0	0	0	0	0	.179
Apr 26	FULLERTON	*dh	4	0	0	0	0	0	0	1	0	0	0	0	0	0	2	0	0	0	.170
Totals		24gs	88	12	15	9	3	0	3	6	2	0	1	0	2	4	29	21	2	2	.170

On base pct. .227 • Slugging pct. .307

#21 Rogers, Will - 2 appearances (All games)

Date	Opponent	GS	IP	H	R	ER	BB	SO	2B	3B	HR	WP	BK	HBP	IBB	Score	W-L	Sv	ERA	NP
Feb 25	at Mississippi State		0.1	2	4	4	1	0	0	0	0	1	0	1	0	3-16	0-0	0	108.0	19
Apr 26	FULLERTON		1.0	2	0	0	1	2	0	0	0	0	0	0	0	9-1	0-0	0	27.00	19
Totals		0	1.1	4	4	4	2	2	0	0	0	1	0	1	0	12-17	0-0	0	27.00	-

2023 Sun Devil Baseball
Individual Game-by-Game for Arizona State (as of Apr 27, 2023)

#29 Stevenson, Owen - 18 appearances (All games)

Date	Opponent	GS	IP	H	R	ER	BB	SO	2B	3B	HR	WP	BK	HBP	IBB	Score	W-L	Sv	ERA	NP
Feb 17	SAN DIEGO STAT		4.0	5	2	2	2	0	0	0	0	0	0	0	0	6-5	0-0	0	4.50	66
Feb 24	at Mississippi State		3.0	4	4	4	4	3	1	0	0	1	0	1	0	13-4	0-0	0	7.71	85
Mar 04	UC IRVINE		3.0	2	4	4	3	3	0	0	1	0	0	2	0	9-10	0-0	0	9.00	51
Mar 08	at Oregon State	*	3.0	9	6	6	1	1	0	0	2	0	0	0	0	4-7	0-1	0	11.08	58
Mar 14	UTAH TECH	*	3.0	2	1	0	0	5	2	0	0	0	0	0	0	9-1	1-1	0	9.00	43
Mar 18	at Utah		2.0	0	0	0	0	3	0	0	0	0	0	0	0	15-9	1-1	0	8.00	29
Mar 22	GRAND CANYON	*	2.0	3	1	0	0	1	0	0	0	0	0	0	0	11-1	1-1	0	7.20	35
Mar 25	ARIZONA		2.0	1	1	0	1	2	0	0	0	0	0	0	0	7-4	1-1	1	6.55	29
Mar 28	vs UNLV		1.0	0	0	0	1	1	0	0	0	0	0	0	0	6-2	1-1	1	6.26	16
Mar 31	at CAL		1.0	0	0	0	1	3	0	0	0	0	0	1	0	4-1	1-1	2	6.00	20
Apr 02	at CAL		2.0	3	2	2	0	2	1	0	0	0	0	0	0	15-10	1-1	2	6.23	41
Apr 07	WASHINGTON ST		2.0	1	0	0	0	5	0	0	0	0	0	0	0	6-2	1-1	3	5.79	32
Apr 08	WASHINGTON ST		1.0	0	0	0	0	2	0	0	0	0	0	0	0	4-1	1-1	4	5.59	14
Apr 11	at Grand Canyon		1.0	3	1	1	0	0	1	1	0	0	0	0	0	13-10	1-1	4	5.70	18
Apr 15	at Washington		2.0	4	2	2	1	2	0	0	0	0	0	0	0	8-6	1-1	4	5.91	41
Apr 22	OREGON STATE		1.0	1	0	0	0	0	0	0	0	0	0	1	0	11-7	2-1	4	5.73	16
Apr 23	OREGON STATE		2.0	1	0	0	2	5	0	0	0	0	0	0	0	12-10	3-1	4	5.40	51
Apr 26	FULLERTON		1.0	1	0	0	0	0	0	0	0	0	0	0	0	8-11	3-1	4	5.25	11
Totals		3	36.0	40	24	21	16	38	5	1	3	1	0	5	0	161-10	3-1	4	5.25	-

#47 Tieding, Matt - 20 appearances (All games)

Date	Opponent	GS	IP	H	R	ER	BB	SO	2B	3B	HR	WP	BK	HBP	IBB	Score	W-L	Sv	ERA	NP
Feb 18	SAN DIEGO STAT		2.0	2	0	0	0	1	1	0	0	0	0	1	0	5-3	0-0	0	0.00	31
Feb 21	UNLV		2.0	1	0	0	0	0	0	0	0	0	0	1	0	6-3	1-0	0	0.00	26
Feb 25	at Mississippi State		3.0	0	0	0	0	1	0	0	0	0	0	0	0	1-5	1-0	0	0.00	23
Feb 26	at Mississippi State		0.1	2	3	3	0	0	0	0	1	0	0	1	0	3-16	1-0	0	3.68	13
Mar 03	UC IRVINE		3.2	2	4	0	2	2	1	0	0	0	0	1	0	6-16	1-0	0	2.45	58
Mar 07	at Oregon State	*	3.1	6	3	3	1	1	1	0	1	0	1	0	0	4-8	1-0	0	3.77	47
Mar 11	UC DAVIS		0.2	1	1	1	0	1	0	0	1	0	0	1	0	6-4	1-0	0	4.20	19
Mar 14	UTAH TECH		1.0	0	0	0	0	1	0	0	0	0	0	0	0	9-1	1-0	0	3.94	9
Mar 18	at Utah		3.0	2	0	0	1	1	0	0	0	0	0	0	0	15-9	2-0	0	3.32	35
Mar 22	GRAND CANYON		1.0	0	0	0	0	1	0	0	0	0	0	1	0	11-1	2-0	0	3.15	20
Mar 24	ARIZONA		3.1	1	1	1	0	2	0	0	1	0	0	1	0	6-5	3-0	0	3.09	38
Mar 28	vs UNLV		2.0	3	1	1	0	1	1	0	0	0	0	0	0	6-2	3-0	0	3.20	34
Apr 01	at CAL		0.2	2	1	1	0	0	0	0	1	0	0	0	0	4-5	3-1	0	3.46	8
Apr 04	SEATTLE U	*	2.0	2	1	1	1	2	1	0	0	0	0	0	0	11-6	3-1	0	3.54	40
Apr 07	WASHINGTON ST		0.2	1	0	0	1	0	0	0	0	0	0	0	0	6-2	3-1	0	3.45	9
Apr 11	at Grand Canyon	*	1.1	5	4	4	1	0	0	0	1	0	0	1	0	13-10	3-1	0	4.50	35
Apr 19	at Arizona		2.0	3	4	3	0	1	0	0	2	0	0	1	0	0-20	3-1	0	5.06	31
Apr 21	OREGON STATE		2.0	6	5	5	0	2	1	0	1	0	0	1	0	11-13	3-1	0	6.09	42
Apr 23	OREGON STATE		1.0	1	0	0	0	0	0	0	0	0	0	0	0	12-10	3-1	0	5.91	8
Apr 25	FULLERTON		2.1	1	1	1	2	2	0	0	0	0	0	2	0	9-1	4-1	0	5.79	40
Totals		3	37.1	41	29	24	9	19	6	0	9	0	1	12	0	144-14	4-1	0	5.79	-

2023 Sun Devil Baseball
Individual Game-by-Game for Arizona State (as of Apr 27, 2023)

#18 Tobias, Jacob - 40 games (All games)

Date	Opponent	Pos	AB	R	H	RBI	2B	3B	HR	BB	SB	CS	HBP	SAC	SF	GDP	K	PO	A	E	Avg
Feb 17	SAN DIEGO STAT	*dh	5	0	2	1	0	0	0	0	0	0	0	0	0	0	0	0	0	0	.400
Feb 18	SAN DIEGO STAT	*dh	3	0	0	0	0	0	0	1	0	0	0	0	0	0	2	0	0	0	.250
Feb 19	SAN DIEGO STAT	*dh	1	0	0	0	0	0	0	2	0	0	0	0	0	0	0	0	0	0	.222
Feb 24	at Mississippi State	*dh	4	0	2	4	0	1	0	2	0	0	0	0	0	0	0	0	0	0	.308
Feb 25	at Mississippi State	*1b	3	0	0	0	0	0	0	1	0	0	0	0	0	0	1	10	0	0	.250
Feb 26	at Mississippi State	*1b	2	0	0	0	0	0	0	1	0	0	0	0	0	0	0	4	1	0	.222
Mar 01	NORTH DAKOTA	*1b	4	2	2	2	0	0	1	0	0	0	0	0	0	0	0	6	0	0	.273
Mar 03	UC IRVINE	*dh	5	1	3	2	0	0	1	0	0	0	0	0	0	0	1	0	0	0	.333
Mar 04	UC IRVINE	*1b	4	1	1	2	0	1	0	1	0	0	0	0	0	0	1	7	2	0	.323
Mar 05	UC IRVINE	*dh	4	1	2	2	0	0	1	0	0	0	0	0	0	0	2	0	0	0	.343
Mar 07	at Oregon State	*dh	2	0	0	0	0	0	0	1	0	0	1	0	0	0	1	0	0	0	.324
Mar 08	at Oregon State	*1b	3	0	0	0	0	0	0	1	0	0	0	0	0	0	2	10	0	0	.300
Mar 10	UC DAVIS	*1b	5	1	1	1	0	0	0	0	0	0	0	0	0	0	0	8	0	0	.289
Mar 11	UC DAVIS	*1b	2	0	0	1	0	0	0	2	0	0	0	0	0	0	0	11	1	0	.277
Mar 12	UC DAVIS	*1b	5	2	3	3	0	0	0	0	0	0	0	0	0	0	0	5	0	0	.308
Mar 14	UTAH TECH	*1b	4	0	2	2	0	0	0	0	0	0	0	0	0	0	1	6	1	0	.321
Mar 17	vs Utah	*1b	5	0	1	1	0	0	0	0	0	0	0	0	0	0	1	13	0	0	.311
Mar 18	at Utah	*1b	5	0	2	0	0	0	0	1	0	0	0	0	0	0	1	10	2	0	.318
Mar 19	at Utah	*1b	5	0	1	1	0	0	0	0	0	0	0	0	0	0	1	14	1	1	.310
Mar 22	GRAND CANYON	*1b	3	2	1	1	0	0	0	1	0	0	0	0	0	0	0	4	0	0	.311
Mar 24	ARIZONA	*1b	4	0	2	1	0	0	0	0	0	0	0	0	0	0	0	6	0	0	.321
Mar 25	ARIZONA	*1b	5	0	1	0	0	0	0	0	0	0	0	0	0	0	2	4	0	0	.313
Mar 26	ARIZONA	*1b	2	1	1	2	0	0	0	0	0	0	0	0	2	0	0	7	0	0	.318
Mar 28	vs UNLV	*1b	4	1	3	2	0	1	0	0	0	0	0	0	0	0	0	9	1	0	.337
Mar 31	at CAL	*1b	5	1	2	0	1	0	0	0	0	0	0	0	0	0	1	4	0	0	.340
Apr 01	at CAL	*1b	2	0	0	0	0	0	0	2	0	0	0	0	0	0	1	4	1	0	.333
Apr 02	at CAL	*1b	4	0	2	1	0	0	0	2	0	0	0	0	0	0	1	9	0	0	.340
Apr 04	SEATTLE U	*1b	4	0	2	3	0	0	0	1	0	0	0	0	0	0	1	5	1	0	.346
Apr 06	WASHINGTON ST	*1b	3	2	1	1	0	0	1	1	0	0	0	0	0	0	0	8	0	0	.346
Apr 07	WASHINGTON ST	*1b	4	0	2	0	0	0	0	0	0	0	0	0	0	0	0	5	2	0	.351
Apr 08	WASHINGTON ST	*1b	3	0	0	0	0	0	0	0	0	0	0	0	0	1	1	6	0	0	.342
Apr 11	at Grand Canyon	*1b	4	2	2	2	1	0	0	1	1	0	0	0	0	0	0	6	0	0	.347
Apr 14	at Washington	*1b	4	0	1	0	0	1	0	0	0	0	0	0	0	0	0	9	1	0	.344
Apr 15	at Washington	*1b	5	1	2	3	1	0	1	0	0	0	0	0	0	0	1	10	0	0	.346
Apr 19	at Arizona	*1b	3	0	0	0	0	0	0	0	0	0	0	0	0	0	3	6	0	0	.338
Apr 21	OREGON STATE	*1b	3	0	1	1	0	0	0	1	0	0	1	0	0	0	1	7	0	0	.338
Apr 22	OREGON STATE	*1b	4	2	2	2	1	0	1	1	0	0	0	0	0	0	1	9	0	0	.343
Apr 23	OREGON STATE	*1b	5	1	1	1	0	0	0	0	0	0	0	0	0	0	1	5	0	0	.338
Apr 25	FULLERTON	*1b	4	0	2	1	1	0	0	0	0	0	0	0	1	0	0	6	2	0	.342
Apr 26	FULLERTON	*1b	5	2	2	5	1	0	1	0	0	0	1	0	0	0	1	9	0	0	.344
Totals		40gs	151	23	52	48	6	4	7	23	1	0	3	0	3	1	29	242	16	1	.344

On base pct. .433 • Slugging pct. .576

#38 Valdez, Tyler - 6 appearances (All games)

Date	Opponent	GS	IP	H	R	ER	BB	SO	2B	3B	HR	WP	BK	HBP	IBB	Score	W-L	Sv	ERA	NP
Feb 26	at Mississippi State		0.1	0	0	0	0	0	0	0	0	0	0	0	0	3-16	0-0	0	0.00	3
Mar 03	UC IRVINE		1.0	1	0	0	1	1	0	0	0	0	0	0	0	6-16	0-0	0	0.00	27
Mar 12	UC DAVIS		1.0	1	0	0	0	0	0	0	0	0	0	0	0	17-4	0-0	0	0.00	9
Mar 22	GRAND CANYON		1.0	0	0	0	0	1	0	0	0	0	0	0	0	11-1	0-0	0	0.00	18
Apr 04	SEATTLE U		1.0	1	1	1	1	2	1	0	0	1	0	0	0	11-6	0-0	0	2.08	23
Apr 26	FULLERTON		1.1	4	3	3	1	1	1	0	0	0	0	0	0	8-11	0-1	0	6.35	31
Totals		0	5.2	7	4	4	3	5	2	0	0	1	0	0	0	56-54	0-1	0	6.35	-

#2 Varnado, Drake - 7 games (All games)

Date	Opponent	Pos	AB	R	H	RBI	2B	3B	HR	BB	SB	CS	HBP	SAC	SF	GDP	K	PO	A	E	Avg
Feb 26	at Mississippi State	ph/of	2	0	0	0	0	0	0	0	0	0	0	0	0	0	1	2	0	0	.000
Mar 03	UC IRVINE	ss	0	0	0	0	0	0	0	0	0	0	0	0	0	0	0	0	1	0	.000
Mar 12	UC DAVIS	of/of	2	1	1	0	0	0	0	0	0	0	0	0	0	0	0	2	0	0	.250
Mar 14	UTAH TECH	ph/ss	1	0	0	0	0	0	0	0	0	0	0	0	0	0	1	1	1	0	.200
Mar 17	vs Utah	ss	1	0	0	0	0	0	0	0	0	0	0	0	0	0	0	0	2	0	.167
Mar 18	at Utah	*ss	5	1	1	1	0	0	0	0	0	0	0	0	0	0	0	1	3	0	.182
Apr 19	at Arizona	2b	1	0	0	0	0	0	0	0	0	0	0	0	0	0	1	0	0	0	.167
Totals		1gs	12	2	2	1	0	0	0	0	0	0	0	0	0	0	3	6	7	0	.167

On base pct. .167 • Slugging pct. .167

2023 Sun Devil Baseball
Individual Game-by-Game for Arizona State (as of Apr 27, 2023)

#11 Vu, Kien - 30 games (All games)

Date	Opponent	Pos	AB	R	H	RBI	2B	3B	HR	BB	SB	CS	HBP	SAC	SF	GDP	K	PO	A	E	Avg
Feb 17	SAN DIEGO STAT	ph	1	1	1	0	0	0	0	0	0	0	0	0	0	0	0	0	0	0	1.000
Feb 21	UNLV	*of	3	0	0	0	0	0	0	0	0	0	1	0	0	0	2	0	0	0	.250
Feb 25	at Mississippi State	ph/of	2	0	0	0	0	0	0	0	0	0	0	0	0	0	0	1	0	0	.167
Feb 26	at Mississippi State	*of	2	0	0	0	0	0	0	0	0	0	0	0	0	0	2	1	0	0	.125
Mar 03	UC IRVINE	of	2	1	1	0	0	0	0	1	0	0	0	0	0	0	1	1	0	0	.200
Mar 04	UC IRVINE	ph	0	0	0	0	0	0	0	1	0	0	0	0	0	0	0	0	0	0	.200
Mar 05	UC IRVINE	*of	3	0	0	0	0	0	0	0	0	0	0	0	0	0	2	2	0	0	.154
Mar 07	at Oregon State	1b	2	1	1	0	1	0	0	1	1	1	1	0	0	0	1	11	1	0	.200
Mar 08	at Oregon State	*of	4	0	1	0	0	0	0	0	0	0	0	0	0	0	2	2	0	0	.211
Mar 12	UC DAVIS	ph/of	1	0	0	0	0	0	0	0	0	0	0	0	0	0	0	3	0	0	.200
Mar 14	UTAH TECH	ph/of	1	0	0	0	0	0	0	0	0	0	0	0	0	0	0	0	0	0	.190
Mar 18	at Utah	pr/of	1	2	1	0	1	0	0	0	0	0	0	0	0	0	0	0	0	0	.227
Mar 19	at Utah	*of	3	1	2	0	0	0	0	0	0	0	1	0	0	0	1	2	0	0	.280
Mar 22	GRAND CANYON	*of	4	0	2	1	0	0	0	0	0	0	0	0	0	0	0	3	0	0	.310
Mar 24	ARIZONA	*of	2	1	0	0	0	0	0	0	0	0	1	0	0	0	1	1	0	0	.290
Mar 26	ARIZONA	*of	3	2	1	1	0	0	1	1	0	0	0	0	0	0	0	3	0	0	.294
Mar 28	vs UNLV	*of	3	0	1	0	1	0	0	1	1	0	0	0	0	0	1	1	0	0	.297
Mar 31	at CAL	*of	3	0	1	1	0	0	0	0	0	0	1	0	0	0	1	4	0	0	.300
Apr 01	at CAL	*of	4	1	1	0	0	0	0	0	0	0	0	0	0	0	2	2	1	0	.295
Apr 02	at CAL	*of	6	2	3	1	0	0	0	0	1	0	0	0	0	0	1	7	0	0	.320
Apr 04	SEATTLE U	*of/of	3	1	1	1	0	1	0	2	0	0	0	0	0	0	1	5	0	0	.321
Apr 06	WASHINGTON ST	*of	5	0	1	1	0	0	0	0	0	0	0	0	0	0	2	4	0	0	.310
Apr 07	WASHINGTON ST	*of	4	0	0	0	0	0	0	0	0	0	0	0	0	0	3	1	1	0	.290
Apr 08	WASHINGTON ST	*of	3	0	1	0	0	0	0	0	0	0	0	0	0	0	0	0	0	0	.292
Apr 15	at Washington	*of	4	0	1	0	0	0	0	0	0	0	0	0	0	0	0	0	0	0	.290
Apr 19	at Arizona	ph	1	0	0	0	0	0	0	0	0	0	0	0	0	0	1	0	0	0	.286
Apr 22	OREGON STATE	*of	5	1	2	0	0	0	0	0	1	0	0	0	0	0	0	1	0	0	.293
Apr 23	OREGON STATE	*of	3	2	0	0	0	0	0	2	0	0	0	0	0	0	0	4	0	0	.282
Apr 25	FULLERTON	*of	3	1	1	0	1	0	0	2	0	0	0	0	0	0	1	1	0	0	.284
Apr 26	FULLERTON	of	0	0	0	0	0	0	0	0	0	0	0	0	0	0	0	1	0	0	.284
Totals		20gs	81	17	23	6	4	1	1	11	4	1	4	1	0	0	25	61	3	0	.284

On base pct. .396 • Slugging pct. .395

#39 Wainscott, Jesse - 16 appearances (All games)

Date	Opponent	GS	IP	H	R	ER	BB	SO	2B	3B	HR	WP	BK	HBP	IBB	Score	W-L	Sv	ERA	NP
Feb 17	SAN DIEGO STAT		1.1	1	1	0	1	0	0	0	0	0	0	1	0	6-5	0-0	0	0.00	27
Feb 19	SAN DIEGO STAT		2.1	2	0	0	0	6	1	1	0	0	0	1	0	1-0	1-0	0	0.00	33
Feb 26	at Mississippi State		1.2	3	3	3	1	2	0	0	2	0	0	0	0	3-16	1-0	0	5.06	29
Mar 01	NORTH DAKOTA		0.2	3	1	1	0	0	2	1	0	0	0	0	0	10-9	1-0	0	6.00	22
Mar 05	UC IRVINE		1.0	1	1	1	1	0	0	0	1	0	0	0	0	2-7	1-0	0	6.43	22
Mar 08	at Oregon State		1.0	0	0	0	0	1	0	0	0	0	0	0	0	4-7	1-0	0	5.62	9
Mar 11	UC DAVIS		2.0	0	0	0	0	1	0	0	0	0	0	0	0	6-4	1-0	1	4.50	18
Mar 17	vs Utah		1.0	2	1	1	0	0	2	0	0	0	0	0	0	9-7	1-0	2	4.91	16
Mar 19	at Utah		1.2	5	5	5	1	1	0	0	0	2	0	0	1	6-11	1-1	2	7.82	32
Mar 22	GRAND CANYON		1.0	1	0	0	0	1	0	0	0	0	0	0	0	11-1	1-1	2	7.24	20
Mar 25	ARIZONA		1.0	0	0	0	0	0	0	0	0	0	0	0	0	7-4	1-1	2	6.75	7
Mar 26	ARIZONA		1.0	4	3	3	0	0	1	0	0	1	0	0	0	10-6	1-1	2	8.04	24
Mar 31	at CAL		0.2	0	0	0	1	0	0	0	0	1	0	0	0	4-1	1-1	2	7.71	9
Apr 04	SEATTLE U		1.0	0	0	0	0	1	0	0	0	0	0	0	0	11-6	1-1	2	7.27	8
Apr 06	WASHINGTON ST		1.2	1	1	1	0	3	0	0	1	0	0	0	0	6-5	1-1	2	7.11	19
Apr 08	WASHINGTON ST		1.2	1	0	0	0	2	1	0	0	0	0	0	0	4-1	1-1	2	6.53	21
Totals		0	20.2	24	16	15	5	18	7	2	4	4	0	2	1	100-90	1-1	2	6.53	-

#8 Weaver, Jonny - 7 games (All games)

Date	Opponent	Pos	AB	R	H	RBI	2B	3B	HR	BB	SB	CS	HBP	SAC	SF	GDP	K	PO	A	E	Avg
Feb 19	SAN DIEGO STAT	*3b	3	0	1	1	0	0	0	0	0	1	0	0	0	0	0	1	1	0	.333
Feb 21	UNLV	*dh	4	0	0	0	0	0	0	0	0	0	0	0	0	0	1	0	0	0	.143
Feb 24	at Mississippi State	1b	2	0	0	0	0	0	0	0	0	0	0	0	0	0	2	6	0	0	.111
Feb 26	at Mississippi State	ph	1	0	0	0	0	0	0	0	0	0	0	0	0	0	0	0	0	0	.100
Mar 01	NORTH DAKOTA	1b	1	0	0	0	0	0	0	0	0	0	0	0	0	0	0	1	1	0	.091
Apr 06	WASHINGTON ST	ph	2	0	1	0	0	0	0	0	0	0	0	0	0	0	1	0	0	0	.154
Apr 19	at Arizona	ss	1	0	0	0	0	0	0	0	0	0	0	0	0	0	1	0	0	0	.143
Totals		2gs	14	0	2	1	0	0	0	0	0	1	0	0	0	0	5	8	2	0	.143

On base pct. .143 • Slugging pct. .143