

ASU 2016-2017 SCHEDULE

Date	Opp. (TV/Radio)	Score/Time
11/11	Portland St (P12)	W, 88-70
11/13	Cal Poly (P12)	W, 96-74

TIRE PROS INVITATIONAL-ORLANDO

11/17	Northern Iowa (ESPNU)	L, 63-82
11/18	Tulane (ESPNU)	W, 80-71
11/20	Davidson (ESPN)	L, 60-68

11/23	Citadel (P12)	W, 127-110
11/28	#1 Kentucky @Bahamas	

(ESPN2).....L, 69-115

12/3	UNLV (P12)	W, 97-73
12/6	#18 Purdue (JVC/ESPN)	L, 64-97
12/10	@San Diego St (CBSSN)	W, 74-63
12/17	New Mexico State (P12)	L, 70-81
12/20	#9 Creighton (ESPN2)	L, 85-96
12/22	Central Arkansas (P12)	W, 98-62
12/30	@Stanford (P12)	W, 98-93
1/1	@California (P12)	L, 65-81
1/5	Colorado (P12)	W, 78-77
1/7	Utah (P12)	L, 82-88
1/12	@#16 Arizona (ESPN2)	L, 75-91
1/19	@#3 UCLA (FS1)	8 PT
1/22	@USC (ESPNU)	5:30 PT
1/25	Washington (ESPNU)	9
1/29	Washington St. (P12)	Noon
2/2	@#11 Oregon (FS1)	8 PT
2/4	@Oregon St. (P12)	3 PT
2/8	California (ESPNU)	9
2/11	Stanford (P12)	6
2/16	@Washington (FS1)	8 PT
2/18	@Washington State (P12)	2 PT
2/23	#3 UCLA (ESPN2)	7
2/26	USC (P12)	4:30
3/4	#14 Arizona (CBS)	2
3/8	@Pac-12 Tournament	TBD

(note: opponent ranking is AP Jan. 16 for future, date of game for past)

FINAL FOUR TRIVIA

Coach Hurley (1992) and Danny Manning are the only current college coaches who earned NCAA Final Four MOP honors.

TURNED IT AROUND FAST

Buffalo was 285-369 (.436) in 22 seasons after going Division I (1991-2013). The Bulls were 42-20 (.678) in Coach Hurley's two seasons. **He is 66-46 (.589) in four years as a head coach.**

SUN DEVIL

M E N ' S B A S K E T B A L L

@SUNDEVILHOOPS (9-9; 2-3) HEADS TO LOS ANGELES FOR ANOTHER ROAD TRIP

THURS, JAN. 19 - @ #3 UCLA	8 P.M. PT/FOX SPORTS 1/98.7 FM	LOS ANGELES
SUN., JAN. 22 - @ USC	5:30 P.M. PT/ESPNU/620 AM	LOS ANGELES

The Pac-12's top two scoring and three-point making teams meet as the Arizona State Sun Devils (9-9; 2-3) head to Los Angeles to take on the No. 3 UCLA Bruins on Thursday, Jan. 19, at 8 p.m. PT on Fox Sports 1 with Gus Johnson and Steve Lavin on the call. ASU closes an opening stretch of five road games in its first seven Pac-12 tilts vs. the Bruins and then at USC, who are both undefeated at home. Tim Healey and Kyle Dodd have the call on the Sun Devil Sports Radio Network, presented by MidFirst (98.7 FM on Thursday).

CAREER CHART: Junior Tra Holder is closing in on the 1,000-point mark with 983. With 17 points he will become the 36th member of the Sun Devil 1,000-point club. Eddie House leads the way with 2,044, while Kurt Nimphius is 35th with 1,006. ASU will have a backcourt with two 1,000-point scorers, as Shannon Evans has 1,029 career points, 754 of them coming in 62 games at Buffalo.

SUN DEVIL CAREER POINTS

- Eddie House/2,044
- Derek Glasser/1,028
- Gary Jackson/1,017
- Kurt Nimphius/1,006
- Tra Holder/983

SEASON RESET: ASU zig-zagged across North America three times (Orlando, Bahamas and New York City) and got solid road wins at San Diego State (Dec. 10) and Stanford (Dec. 30). The Sun Devils returned two starters (Tra Holder and Obi Oleka) and four total lettermen from last year's squad that posted eight wins against top-100 RPI teams in Bobby Hurley's first season. ASU has four players averaging more than 13 points, while Obi Oleka is one of three players in the league averaging a double-double (13.6 ppg./10.3 rpg.) and is tied for the league lead in double-figure rebounding games with 11. He is averaging 15.7 points and 11.1 rebounds in the past nine games.

QUICK HITTERS: The 81.6 points per game posted by ASU is its best since the 1997-98 squad averaged 84.5, as ASU ranks second in the Pac-12 in scoring and third in free throw shooting (.753). ASU is averaging just 11.0 turnovers (first in the league) and 9.8 three-pointers made, second in the Pac-12.

FIVE OF FIRST SEVEN ON THE ROAD NOT NORMAL: ASU is starting its Pac-12 season with five of its first seven on the road, something that has happened to the Sun Devils five times in the past nine years. How odd is that? In that time frame ASU is the only team to have that happen to it five times, while four teams have had it happen only once (USC, CU, Utah) and it has never happened to Stanford.

STARTING PAC-12 WITH FIVE OF FIRST SEVEN ON THE ROAD

- 2016-17: ASU (2-3), CU (0-5)
- 2015-16: UA (4-3), USC (4-3), UTAH (4-3)
- 2014-15: ASU (2-5), UCLA (3-4), WSU (3-4)
- 2013-14: CAL (5-2), OREGON (2-5)
- 2012-13: CAL (3-4), WASHINGTON (4-3)
- 2011-12: ASU (3-4), UCLA (3-4)
- 2010-11: ASU (1-6), CAL (3-4)
- 2009-10: UA (4-3), OREGON STATE (2-5)
- 2008-09: ASU (5-2), UCLA (5-2)

ASU MEDIA RELATIONS: ASU men's basketball SID Doug Tammara can be reached directly at 480-734-7795 or via e-mail at tammara@asu.edu. The ASU website is: www.TheSunDevils.com.


Pos	#	Name	Yr.	Ht./Wt.	2016-2017 SUN DEVIL ROSTER NOTES
G	0	Tra (Tray) Holder	Jr.	6-1/180	Pac-12 All-Freshman team 2015; Why he wears "0" -- says will have zero excuses
G	44	Kodi Justice	Jr.	6-5/190	Posted 10 double-digit scoring games last year (had 3 in 18 games in 2014-15).
F	42	Jethro Tshisumpa	Fr.	6-10/260	7-5 1/2 wingspan; 6% body fat/say it Teh-SHUMP-a
F	5	Obinna Oleka	Sr.	6-8/225	Say it OH-bee-nah OH-Leh-Ka; racking up double-doubles in 2016-17
G	11	Shannon Evans II	Jr.	6-1/160	Buffalo transfer had to sit in 2015-16; played on Buffalo 2015 NCAA Tournament team
G	1	Maurice O'Field	Jr.	6-5/205	JC transfer saw limited action last year, has two years to play
G	4	Torian Graham	Sr.	6-5/195	Sat last year as a transfer, but added solid 25 pounds; #91 by ESPN in Class of 2012
F-C	12	Andre Adams	RFr.	6-9/225	Sat last year with ACL injury, coming along slowly
F	13	Vitaliy Shibel	Fr.	6-9/210	Freshman who has ACL injury and will redshirt this year/from the Ukraine
G	22	Austin Witherill	Jr.	6-0/170	Local walk-on from Gilbert's Highland High School
G	24	Romaine Jackson	Fr.	5-8/165	Recent walkon addition from Meridian High School in Kent, Wash.
G	25	Grant Fogerty	Fr.	5-11/165	Local walkon addition from Desert Mountain High School in Scottsdale
F	23	Romello White	Fr.	6-8/220	Will sit this year as academic redshirt; top-100 2016 recruit across the board
F	33	Ramon Vila	Fr.	6-8/230	Great hands; solid size and good skills around the hoop
G	34	Chris Odionu	Fr.	6-4/210	Inglewood, Calif. walkon from Honors College Prep

Head Coach: Bobby Hurley/42-20 at Buffalo (2013-15); 1992 Final Four MOP

Coaching Staff: Rashon Burno, Levi Watkins, Anthony Coleman

Special Assistant to Head Coach: Ben Wood **Video Operations:** Justin MacLean

Operations: Derrick Wrobel **Strength:** Rich Wenner **Trainer:** John Anderson



TORIAN-ING IT UP: Torian Graham posted a career-high in each tilt of a three-game span with 24 vs. Creighton, 26 vs. Central Arkansas and then 30 off the bench at Stanford. In his past seven games he is 58-of-111 (.523) from the field, 25-of-58 (.431) from three and averaging 20.6 points. He is shooting .518 (71-of-137) from the field in the 10 games he has come off the bench, averaging 31.5 minutes and 17.8 points.

MOST SUN DEVIL POINTS OFF BENCH (1989-90 TO PRESENT)

31-Steve Moore, 2/10/05 at UCLA
30-Torian Graham, 12/30/16 at Stanford
 29-Shawn Redhage, 2/8/03 at Washington
 27-Lester Neal, 12/28/92 vs. Duquesne

THREE IN TOP 10: ASU has three scorers in the Pac-12's top-10 entering play this weekend. Torian Graham (18.1 ppg.) is second followed by Tra Holder (16.9/fourth) and Shannon Evans II (15.3/tenth).

FREE THROW THREE-DOT DATA: The Sun Devils are making free throws at a rate that is tied for second-best in school history, as ASU is shooting 284-of-377 (.753) from the charity stripe. ASU shot .756 in 1977-78 and .754 in 1954-55 for its best seasons...ASU went 12-of-12 in the second half of a tight win at San Diego State on Dec. 10 and was 16-of-18 for the game to seal that road tilt...junior Tra Holder is 311-of-424 (.733) from the charity stripe in his 82 games...Shannon Evans II made his first 20 free throws to start the season. He 249-of-307 (.811) from the free throw line in his career...Obi Oleka is 132-of-175 (.754) from the free throw line.

OBI PUTTING UP NUMBERS: Senior 6-8 forward Obi Oleka has to do much of the big man work this year, as he has led or tied for team lead in rebounding in all but two games. He has nine double-doubles and in the past nine games he is averaging 15.7 points and 11.1 rebounds. He had a career-best 17 rebounds vs. Central Arkansas on Dec. 22.

JETHRO NOTE: Freshman Jethro Tshisumpa -- with a 7-5 1/2 wingspan and 6% body fat -- has 23 blocks in 148 minutes on the year. Sun Devil Jordan Bachynski, the Pac-12 career leader, had 20 his freshman season when he played 240 minutes. Mario Bennett has the Sun Devil freshman record with 55 in 1991-92.

SUN DEVIL FRESHMAN BLOCKS

55-Mario Bennett, 1991-92
 33-Jamal Faulkner, 1990-91
 31-Ike Diogu, 2002-03
 24-Shawn Redhage, 1999-2000
23-Jethro Tshisumpa, 2016-17
 23-Jeff Pendergraph, 2006-06

FINAL FOUR IN 2017: ASU and Glendale/Phoenix host the 2017 Final Four, the first Final Four held west of Texas since Seattle in 1995. It will be held at University of Phoenix Stadium, home of the Arizona Cardinals. The 2017 Final Four also marks the 25th anniversary of Bobby Hurley earning 1992 MOP.

OBI ONE TO KEEP AN EYE ON: It was the Jan. 14 WSU game where forward Obinna Oleka (Oh-BEE-nah Oh-LEH-ka) began to emerge last season. Obi was in double figures in 13 of the final 16 games and averaged 11.4 points, 7.8 rebounds and was 41-of-49 (.837) from the free throw line in that time. He also had three of his four double-doubles in that span. Oleka had no points and one rebound in the first two games, but because he only played five games for State College of Florida, Manatee-Sarasota the previous two seasons and didn't play in 2014-15, a slow start was expected. Consider this: Before he took the court in the opener Nov. 13, his previous official game was Dec. 7, 2013...a 705-day break between games.

OBI OLEKA FIRST 10 CAREER GAMES/PAST 40

MPG: 19.0/29.6

FT: 17-27 (.630)/115-148 (.778)

RPG: 4.9/8.3

PPG: 6.4/12.2

TOP SCORING GAMES FOR OBINNA OLEKA

22 at #16 Arizona (1/12/17)

20 vs. Citadel (11/23/16)

19 vs. #9 Creighton (12/20/16)

19 vs. Kennesaw State (11/18/15)

18 at California (1/1/17)

18 vs. Central Arkansas (12/22/16)

OBI OLEKA'S NINE DOUBLE-DOUBLES THIS SEASON

15/10 vs. Colorado (1/5/17)

18/17 vs. Central Arkansas (12/22/16)

19/16 vs. #9 Creighton (12/20/16)

15/11 vs. New Mexico State (12/17/16)

15/12 at San Diego State (12/10/16)

14/11 vs. #1 Kentucky (11/28/16)

20/15 vs. Citadel (11/23/16)

11/10 vs. Northern Iowa (11/17/16)

17/13 vs. Cal Poly (11/13/16)

MOST REBOUNDS IN TWO-YEAR SUN DEVIL CAREER

1. Paul Stovall, 1920-72/647

2. Jerry Hahn, 1960-62/553

3. Bobby Lazor, 1997-99/512

4. Lester Neal, 1991-93/484

5. Isaac Austin, 1989-91/454

6. Ken Gray, 1972-74/403

7. Obi Oleka, 2015-17/380

LAST TIME IN LA: Last year ASU fell at USC 75-65 on Jan. 7 and 81-74 at UCLA on Jan. 9, but had good chances down the stretch in both. ASU was down 54-37 at the 10:37 mark at USC but came back and was down 65-63 with the ball with a minute left before three missed shots resulted in run-out baskets for the Trojans. At UCLA, ASU led 74-72 with 2:01 left but gave up a three-pointer with just over a minute left after a UCLA offensive rebound. That weekend Tra Holder was 17-of-30 (.567) from the field, 7-of-12 (.583) from three and had 21 at USC and career-best 26 at UCLA.

HOW DO YOU SAY IT?

Oh-BEE-nah OH-leh-ka

Jethro Tsha-SUMP-ah

TRA HOLDER 20+ GAMES

15 TOTAL/8 THIS YEAR

26 at UCLA (1/9/16)

25 at Stanford (12/30/16)

24 vs. #9 Creighton (12/20/16)

24 vs. Cal Poly (11/13/16)

24 vs. #8 Arizona (1/3/16)

23 vs. Portland State (11/11/16)

22 vs. Central Arkansas (12/22/16)

22 vs. Citadel (11/23/16)

23 vs. CSU-Bakersfield (12/28/15)

22 vs. North Carolina State (11/23/15)

21 at USC (1/7/16)

20 at #16 Arizona (1/12/17)

20 vs. UNLV (12/31/16)

20 vs. #23 USC (2/12/16)

20 vs. Washington State (1/16/16)

OOC SCHEDULE

Last year's Sun Devil OOC schedule was 13th-best in the nation, and this year ASU faced AP preseason top-25 teams #2 Kentucky in Bahamas, Purdue (#15) and #22 Creighton.

PAC-12 HOSTING AP

PRESEASON TOP-25 TEAMS

#17 Saint Mary's at Stanford, Nov. 30

#7 Xavier at Colorado, Dec. 7

#22 Creighton at Arizona State, Dec. 20

#8 Virginia at Cal, Dec. 21

THREE-POINT NOTE

Entering 2016-17 ASU had made a three-pointer in 522 straight games. The last time ASU did not make a three-pointer was in an 89-57 win over Washington in Tempe on Feb. 10, 2001. That streak is now up to 540 games.

SUN DEVIL WINS VS. RANKED TEAMS

PAST FOUR SEASONS

ASU 74, #23 USC 67/Feb. 12, 2016

ASU 67, #18 Texas A&M 54/Dec. 5, 2015

ASU 81, #6 Arizona 78/Feb. 7, 2015

ASU 69, #2 Arizona 66 (2 OT)/Feb. 14, 2014

ASU 79, #25 Marquette 77/Nov. 25, 2013

COACH AS A PLAYER: Coach Hurley's Duke career has been talked about a lot. His 145 assists (in 20 games) is a NCAA Tournament record. Here is a numbers breakdown:

.583: In the 1992 Final Four, Coach made 7-of-12 three pointers en route to the Most Outstanding Player honors.

.667: In the April 4, 1992 Final Four game vs. Indiana, Coach went 6-of-9 from the three-point stripe.

2: In addition to 1992 Most Outstanding Player honors, Coach also earned 1991 All-Tournament Team honors.

9: In the 1991 title game vs. Kansas on April 1, he posted nine assists.

16: In the 1991 Final Four he posted 16 asists.

20: Coach played in 20 NCAA Tournament games.

119: Coach Hurley went 119-26 (.821) in his four years at Duke.

18-2: Coach Hurley went 18-2 in his NCAA Tournament career.

3-PTERS IN TOURNAMENT CAREER

47, Lee Humphrey, Florida, 2004-07 (15)

43, Shelvin Mack, Butler, 2009-11 (13)

42, Bobby Hurley, Duke, 1990-93 (20)

NCAA TOURNAMENT GAMES

23, Christian Laettner, Duke, 1989-92

22, Greg Koubek, Duke, 1988-91

22, Brian Davis, Duke, 1989-92

21, Wayne Turner, Kentucky, 1996-99

20, Thomas Hill, Duke, 1990-93

20, Bobby Hurley, Duke, 1990-93

20, Grant Hill, Duke, 1991-94

20, Antonio Lang, Duke, 1991-94

FALL SIGNINGS: From one coast to the other one, Bobby Hurley's staff signed a pair of top-100 players this past fall, as 6-6 swingman Kimani Lawrence (New Hampton School in New Hampton, N.H.) and 6-2 guard Remy Martin of Chatsworth (Calif.) Sierra Canyon will join the Sun Devil program in 2017-18. A four-star signee according to Scout, Martin averaged 14.5 points as a junior. Lawrence, a four-star small forward from The New Hampton School in New Hampton, N.H., is the nation's 54th overall prospect according to ESPN.

SCOUT.COM SUN DEVIL TOP-100 RECRUITS ON ROSTER NEXT FALL

54. Kimani Lawrence, 2017 (freshman next year)

81. Romello White, 2016 (sitting this year/academic redshirt)

98. Remy Martin, 2017 (freshman next year)

100. Tra Holder, 2014 (2015 Pac-12 All-Freshman Team)

ASU 78, COLORADO 77 (1/5/17): ASU has now won the past four against CU in Tempe after the Jan. 5 78-77 win as Tra Holder hit two free throws with 1.6 seconds left...ASU made 10-of-11 (.909) from the free throw line...there were 14 lead changes in the final 10:47 (no lead of more than four points in that span) and Colorado led 64-62, 66-64, 68-67, 73-71, 75-74 and 77-76...Shannon Evans had 18 as did Torian Graham off the bench...Obinna Oleka notched his ninth double-double with 15 points and 10 rebounds.

VS. COLORADO IN PAC-12 ERA IN TEMPE (4-1)

ASU 78, CU 77/Jan. 5, 2017

ASU 78, CU 72/Jan. 17, 2015

ASU 72, CU 51/Jan. 25, 2014

ASU 65, CU 56/Jan. 6, 2012

CU 63, ASU 49/Feb. 11, 2012

ASU 98, @STANFORD 93 (12/30/16): Lots of three-dot data from the Pac-12 opening win over on Dec. 30...ASU made 33-of-43 free throws (second-most made in a Pac-12 game in school history)...52 first-half points were ASU's most in Pac-12 game since Feb. 2, 2010 (54 vs. Stanford)...98 points most by ASU in a Pac-12 road game since 99-90 2OT win at Cal on Jan. 17, 2008, and the most in regulation Pac-12 road game since Jan. 17, 2004 (100-85 at USC) ...Torian Graham's 30 points was most by a Sun Devil in Pac-12 opener since Jeff Pendergraph had 31 at Stanford on Jan. 2, 2009...Torian's 30 points off bench most by a Sun Devil since Steve Moore had 31 at UCLA on Feb. 10, 2005...ASU's last win in Palo Alto was Feb. 25, 2010.

ASU'S HIGHEST SCORING PAC-10/12 ROAD GAMES

ASU 111, @California 108, 2OT (Jan. 8, 2000)

ASU 103, @Arizona 98, 2OT (Mar. 11, 1995)

ASU 100, @USC 85 (Jan. 17, 2004)

ASU 99, @California 90, 2OT (Jan. 17, 2008)

@Arizona 127, ASU 99 (Jan. 15, 1998)

ASU 99, @Oregon 84 (Jan. 30, 1993)

ASU 98, @Stanford 93 (Dec. 30, 2016)

BEST THING ABOUT FRESHMAN IS THEY BECOME SOPHOMORES: Tra Holder averaged 14.2 points in 2015-16 after averaging 7.0 in his freshman season. The +7.2 increase is the best from first year to second year Sun Devil since Jeremy Veal went from 7.4 in 1994-95 to 18.9 in 1995-96 (+11.5).

BIGGEST SUN DEVIL SCORING IMPROVEMENTS (FIRST SEASON TO SECOND)

Jeremy Veal, +11.5 (7.4 in 1994-95 to 18.9 in 1995-96)

Dennis Hamilton, +11.1 (6.2 in 1963-64 to 17.3 in 1964-65)

Art Becker, +10.1 (9.0 in 1961-62 to 19.1 in 1962-63)

Arthur Thomas, +9.4 (4.3 in 1984-85 to 13.7 in 1985-86)

Tra Holder, +7.2 (7.0 in 2014-15 to 14.2 in 2015-16)

HE CAN PLAY: Transfer Shannon Evans II arrived at ASU after having spent two seasons under Coach Hurley at Buffalo. As a sophomore in 2014-15 he averaged 15.4 points, 3.2 rebounds and 4.6 assists and led the Bulls to the NCAA Tournament as he earned second-team All-MAC honors. As a freshman, he averaged 8.5 points and 3.3 assists per game and was named to the All-MAC Freshman Team. He sat the 2015-16 season but has two years to play starting in 2016-17.

SHANNON EVANS II 20-POINT SCORING GAMES (14/5 AT ASU)

33 vs. Cornell (1/3/15)
28 vs. UNLV (12/3/16)
 25 at Ball State (2/4/15)
 24 at UT-Arlington (11/18/14)
23 vs. Central Arkansas (12/22/16)
 23 at Western Michigan (1/10/15)
 23 at Grand Canyon (11/25/14)
21 vs. Utah (1/7/17)
21 vs. Tulane (11/18/16)
 21 at Kent State (2/28/15)
 21 at St. Bonaventure (12/3/14)
 20 vs. Niagara (12/19/14)
 20 vs. Manhattan (12/21/13)
20 vs. Cal Poly (11/13/16)

QUICK QUESTIONS WITH SHANNON EVANS

Most upset you have ever been on the court: Losing the NCAA tournament

Happiest you have ever been on the court: Winning the MAC championship

You can go watch a past sporting event live...which one? 1991 Duke vs UNLV

Past Sun Devil (any sport) you wish you could have watched compete: Pat Tillman

JUSTICE SERVED: Kodi Justice has made 106 three pointers in 68 career games. He suffered a fractured navicular bone in his left foot on Jan. 25, 2015 (freshman year) and missed the remainder of that season, but bounced back with a solid sophomore season. His injury happened the game following a season-high 16 points at California, so he was just starting to get in the groove, and then adapted to a new coaching staff in the summer of 2015 while getting healthy. He posted 10 double-digit scoring games last year (three in 18 games in 2014-15). He tied for second on the team in assists with 76 and third in steals with 30.

KODI JUSTICE CAREER STATS

DATE	G/MIN PG	3PT MADE	ASST	STEALS	PTS/PPG
2014-15	18/12.7	17	28	5	83/4.6
2015-16	32/24.8	60	76	30	253/7.9
2016-17	18/22.4	29	45	23	143/7.9

FOUR QUESTIONS WITH KODI JUSTICE

You can pick the brain of any coach, who is it?: John Wooden

You can go watch a past sporting event live...which one? Rumble in the Jungle

Past Sun Devil (any sport) you wish you could have watched compete: Pat Tillman

Biggest challenge in my life: Being dyslexic

KODI JUSTICE TOP SCORING GAMES

20 vs. Citadel (11/23/16)
 20 vs. Houston Baptist (12/19/15)
17 vs. Utah (1/7/17)
 17 vs. Washington (1/16/16)
 16 vs. Washington State (1/14/16)
 16 at California (1/22/15)

AT THE HALF: ASU has won five games despite trailing at the half under Bobby Hurley, after going 12-64 (.157) in that category the previous five seasons.

5 HALFTIME DEFICIT WINS UNDER COACH HURLEY

(-7) @SDSU 32, ASU 25
 Dec. 10, 2016/ASU 74, @SDSU 63

(-3) #23 USC 30, ASU 27
 Feb. 12, 2016/ASU 74, USC 67

(-12) @UNLV 37, ASU 25
 Dec. 16, 2015/ASU 66, @UNLV 56

(-8) @Creighton 41, ASU 33
 Dec. 2, 2015/ASU 79, @Creighton 77

(-2) UCSB 29, ASU 27
 Nov. 29, 2015/ASU 70, UCSB 68

TORIAN GRAHAM 20+ GAMES (6)

30 at Stanford (12/30/16)
 26 vs. Central Arkansas (12/22/16)
 24 vs. #9 Creighton (12/20/16)
 23 vs. Portland State (11/11/16)
 22 vs. UNLV (12/3/16)
 22 vs. Tulane (11/18/16)

CAREER FT% NUMBERS

Shannon Evans II: 249-307/.811
 Tra Holder: 311-424/.733
 Kodi Justice: 55-73/.753
 Obi Oleka: 132-175/.754

LEADING SCORER IN 2016-17

Tra Holder (5); Torian Graham (7)
 Shannon Evans II (4); Obi Oleka (4)
**includes shared*

LEADING REBOUNDER IN 2016-17

Obi Oleka (16)
 Tra Holder (1)
 Torian Graham (2)
 Kodi Justice (1)
 Evans (1)
**includes shared*

Obi Oleka is averaging 15.7 points and 11.1 rebounds in past nine games.

SUN DEVIL INDIVIDUAL NOTES/HIGHS/GAME-BY-GAME

#0 • TRA HOLDER • 6-1 • 180 • GUARD • JR
BRENTWOOD SCHOOL/LOS ANGELES, CALIF.

✓ **First Pac-12 player to score at least 20 in first four conference games since Cal's Patrick Christopher in 2008-09 when he did it in 2015-16.**

✓ **From Dec. 28, 2015-Jan. 14, 2016 was the first Sun Devil to post five straight 20-point games since James Harden did it in his freshman season 2007-08.**

✓ **Wears "0" -- zero excuses and big Gilbert Arenas fan growing up**

NOTES: Matched career-best with 8 assists vs. OSU on 1/28/16 and at Creighton on 12/2/15...22 points vs. NC State on 11/23/15 in Brooklyn first 20-point game...2014-15 Pac-12 All-Freshman pick...signature moment in freshman year was 15 points/8 assists in Feb. 7 win over #6 Arizona and T.J. McConnell...led ASU in scoring 16 times in 2015-16 after doing it just once freshman season.

TRA HOLDER CAREER HIGHS

POINTS26 at UCLA (1/9/16)
FG MADE9 at UCLA (1/9/16)
FG ATT16 (7x) vs. Central Arkansas (12/22/16)
3PT MADE5 at Washington (2/3/16)
3PT ATT9 (2x) vs. Central Arkansas (12/22/16)
FT MADE12 vs. Colorado (3/1/15)
FT ATT16 (2x) vs. Colorado (3/1/15)
REBOUNDS9 at UNLV (12/16/15)
ASSISTS9 vs. Central Arkansas (12/22/16)
MINUTES42 (3x) at Washington (2/3/16)

2016-17 TRA HOLDER GAME BY GAME

DATE	OPP	FG	3P	FT	O/RB	F	PT	A	TO	BK	ST	MIN
11/11	Portland St*	7-14	0-4	9-11	1/3	0	23	4	1	0	2	31
11/13	Cal Poly*	7-12	3-5	7-11	1/6	2	24	3	0	0	0	33
11/17	No. Iowa*	5-9	2-3	1-2	1/4	2	13	2	6	0	1	31
11/18	Tulane*	2-7	0-3	4-6	1/3	1	8	2	2	0	0	32
11/20	Davidson*	6-14	1-3	5-6	3/8	5	18	2	2	0	1	32
11/23	Citadel*	7-14	0-4	8-8	1/2	1	22	6	2	0	1	32
11/28	Kentucky*	5-13	1-2	1-1	1/2	0	12	2	2	0	2	32
12/3	UNLV*	6-9	4-6	4-6	0/1	3	20	3	2	0	0	26
12/6	Purdue*	1-8	0-2	0-2	1/2	1	2	0	1	1	0	23
12/10	@SDSU*	5-12	1-5	6-6	3/5	0	17	4	4	0	1	36
12/17	NMSU*	2-13	1-2	8-8	2/4	1	13	2	0	0	0	35
12/20	Creighton*	8-15	2-5	6-9	4/7	3	24	5	3	0	1	36
12/22	C. Arkansas*	7-16	3-9	5-8	0/2	0	22	9	4	0	4	34
12/30	@Stanford*	6-11	3-5	10-12	1/5	5	25	4	3	0	0	37
1/1	@California*	6-11	1-3	1-3	1/5	2	14	1	1	0	2	37
1/5	Colorado*	3-14	1-5	4-4	2/3	3	11	3	2	0	1	36
1/7	Utah*	6-15	1-6	3-4	0/2	2	16	4	2	0	0	37
1/12	@Arizona*	6-10	1-2	7-8	1/3	3	20	2	2	0	0	38

TRA HOLDER CAREER 20+ POINT GAMES (15/8 IN 2016-17)

26 at UCLA (1/9/16)
25 at Stanford (12/30/16)
24 vs. #9 Creighton (12/20/16)
24 vs. Cal Poly (11/13/16)
24 vs. #8 Arizona (1/3/16)
23 vs. Portland State (11/11/16)
23 vs. Cal State Bakersfield (12/28/15)
22 vs. Central Arkansas (12/22/16)
22 vs. Citadel (11/23/16)
22 vs. NC State (11/23/15)
21 at USC (1/7/16)
20 @#16 Arizona (1/12/17)
20 vs. UNLV (12/3/16)
20 vs. #23 USC (2/12/16)
20 vs. Washington State (1/14/16)

2015-16 TRA HOLDER GAME BY GAME

DATE	OPP	FG	3P	FT	O/RB	F	PT	A	TO	BK	ST	MIN
11/13	Sac State.*	4-11	1-4	8-9	0/3	3	17	5	1	0	0	36
11/16	Belmont*	1-4	0-1	4-5	0/3	4	6	1	2	0	0	15
11/18	Kenn. St.*	5-8	0-2	4-4	1/4	1	14	2	1	0	0	20
11/23	NC St.*	8-15	2-4	4-5	1/2	3	22	4	4	0	0	32
11/24	Marquette*	5-15	2-5	3-6	0/4	4	15	2	4	2	0	40
11/29	UCSB*	0-5	0-2	2-2	0/5	1	2	2	3	0	1	28
12/2	@Creighton*	3-8	0-2	2-2	0/2	1	8	8	5	0	2	32
12/5	Texas A&M*	3-9	1-4	6-7	0/3	0	13	2	1	0	2	30
12/12	@Kentucky*	6-16	1-3	2-2	2/4	4	15	3	3	0	2	33
12/16	@UNLV*	7-16	0-3	5-8	3/9	1	19	2	2	0	3	34
12/19	Hous. Bapt.*	6-10	2-4	3-5	0/0	2	17	7	0	0	1	24
12/22	SFA*	6-11	1-5	5-8	2/8	3	18	3	6	0	0	31
12/28	CS-Baker.*	4-8	4-5	11-14	0/5	4	23	3	3	0	3	31
1/3	Arizona*	7-16	3-6	7-7	0/3	4	24	4	1	0	0	35
1/7	@USC*	8-16	4-6	1-4	0/4	2	21	3	3	0	2	30
1/9	@UCLA*	9-14	3-6	5-8	0/2	2	26	3	4	0	1	33
1/14	Wash. St.*	5-12	2-5	8-9	0/4	0	20	3	3	0	2	36
1/16	Wash.*	3-16	2-7	3-6	1/2	1	11	2	4	0	0	37
1/21	@Cal*	2-11	0-3	5-6	0/4	1	9	5	1	0	0	33
1/23	@Stanford*	7-16	3-6	1-2	2/4	3	18	5	1	0	1	34
1/28	Oregon St.*	2-6	2-4	2-2	2/6	0	8	8	4	0	2	30
1/31	Oregon*	3-12	2-5	4-5	0/2	4	12	2	2	0	0	31
2/3	@Wash.*	6-14	5-9	1-2	1/2	3	18	6	4	0	2	42
2/6	@Wash. St.*	5-12	2-4	4-6	0/2	0	16	2	1	0	0	32
2/12	USC*	6-10	3-6	5-7	0/1	0	20	4	2	0	2	33
2/14	UCLA*	2-12	1-4	0-1	2/6	2	5	2	2	0	3	28
2/17	@Arizona*	3-11	1-3	3-4	2/2	1	10	3	0	0	1	30
2/25	@Utah	0-6	0-3	0-0	1/1	2	0	2	9	0	1	32
2/28	@Colorado*	4-11	0-4	8-12	1/4	3	16	3	2	0	0	35
3/3	Stanford*	2-6	1-3	6-8	1/5	0	11	3	2	0	0	35
3/5	California*	4-14	0-3	2-2	0/4	2	10	6	4	0	1	37
3/9	Oregon St.*	4-11	1-3	1-4	0/2	5	10	7	0	0	1	28

SUN DEVIL STATS 2016-17 STATS WHEN (UNDER COACH HURLEY)

Outrebounded opponent: 6-3 (17-7)
Led at halftime: 8-1 (18-4)
Trail at halftime: 1-8 (5-22)
Shot more FTs: 5-3 (19-5)
Shot better/same FGs: 8-0 (17-0)
Shot worse FGs: 1-9 (7-26)
Shot .500 or better FGs: 3-0 (7-0)
Shot less than .500 FGs: 6-9 (17-26)
Opp. shot .500 FGs: 2-8 (7-16)
Opp. shot less.500 FGs: 7-1 (17-10)
Committed less/same TOs: 5-7 (17-14)
Committed more TOs: 4-2 (7-12)
Home Games: 6-3 (17-9) (64-17 past five years)
Road Games: 2-2 (5-11)
Neutral Site: 1-4 (2-6)
Non-Conference games: 7-6 (17-10)

TOP SCORER 2016-17 (SEASON/CAREER) (INCLUDES SHARED)

Tra Holder (6/22), Obinna Oleka (4/10), Kodi Justice (0/2)
Torian Graham (7), Shannon Evans II (4)

TOP REBOUNDER (INCLUDES SHARED)

Obinna Oleka (16/26),Tra Holder (1/2)
Kodi Justice (1/2), Torian Graham (2), Shannone Evans II (1)

TOP ASSISTS (INCLUDES SHARED)

Tra Holder (8/47), Kodi Justice (2/15)
Obinna Oleka (1/2), Shannon Evans II (12)

(ASU CAREER TOTAL NEXT TO SEASON)

SUN DEVIL INDIVIDUAL NOTES/HIGHS/GAME-BY-GAME

#1 • MAURICE O'FIELD • 6-5 • 210 • WING • JR MIDLAND J.C. (TEXAS)/CLEVELAND, OHIO

NOTES: Played one year of JC ball...had four first-half points vs. Cal-State Bakersfield on 12/28/15...sold hot dogs at Cleveland Browns games in high school.

MAURICE O'FIELD CAREER HIGHS

POINTS 4 vs. Cal State Bakersfield (12/28/15)

MINUTES 19 (2x) vs. Houston Baptist (12/19/15)

2016-17 MAURICE O'FIELD GAME BY GAME

DATE	OPP	FG	3P	FT	O/RB	F	PT	A	TO	BK	ST	MIN
11/11	Portland St	0-0	0-0	0-0	0/1	0	0	0	0	0	0	1
11/13	Cal Poly	0-0	0-0	0-0	0/1	3	5	2	1	0	0	3
11/17	No. Iowa	1-1	0-0	0-0	0/0	0	2	0	0	0	0	2
11/18	Tulane	0-0	0-0	0-0	0/0	0	0	0	0	0	0	0+
11/20	Davidson	--DID NOT PLAY--										
11/23	Citadel	0-0	0-0	0-0	0/0	0	0	0	0	0	0	1
11/28	Kentucky	--DID NOT PLAY--										
12/3	UNLV	0-2	0-1	0-0	0	0	0	0	0	0	1	3
12/6	Purdue	2-2	0-0	0-0	1/1	0	4	1	0	0	0	11
12/10	@SDSU	--DID NOT PLAY--										
12/17	NMSU	--DID NOT PLAY--										
12/20	Creighton	--DID NOT PLAY--										
12/22	C. Arkansas	--DID NOT PLAY--										
12/30	@Stanford	1-2	0-0	0-0	1/1	2	2	2	1	0	0	11
1/1	@California	0-0	0-0	0-0	0/0	1	0	0	0	0	0	0
1/5	Colorado	0-0	0-0	0-0	1/2	1	0	1	0	0	0	6
1/7	Utah	0-0	0-0	0-0	0/0	0	0	0	0	0	0	5
1/12	@Arizona	--DID NOT PLAY--										

2015-16 MAURICE O'FIELD GAME BY GAME

DATE	OPP	FG	3P	FT	O/RB	PF	PT	A	TO	BK	ST	MIN
11/13	Sac State.	0-1	0-0	0-0	0/1	1	0	0	0	0	0	4
11/16	Belmont	1-1	1-1	0-0	1/2	0	3	1	2	0	1	11
11/18	Kenn. St.	1-2	0-1	0-0	0/2	3	2	0	0	0	0	19
11/23	NC State	0-0	0-0	0-0	0/0	1	0	0	0	0	0	5
11/24	Marquette	0-1	0-1	0-0	0/1	0	0	1	0	0	0	3
11/29	UCSB	--DID NOT PLAY--										
12/2	@Creighton	0-1	0-1	0-0	0/2	1	0	0	0	0	0	3
12/5	Texas A&M	0-0	0-0	0-0	0/0	0	0	0	0	0	0	1
12/12	@Kentucky	0-1	0-0	0-0	0/1	1	0	0	1	0	0	6
12/16	@UNLV	0-0	0-0	0-0	0/1	1	0	0	0	0	0	12
12/19	Hous. Bapt.	0-2	0-1	0-0	0/2	2	0	2	1	1	0	19
12/22	SFA	0-1	0-1	0-0	0/0	0	0	0	1	0	0	6
12/28	CS-Baker.	2-4	0-1	0-0	2/2	1	4	0	0	0	0	13
1/3	Arizona	0-2	0-1	0-0	1/1	1	0	0	1	0	0	11
1/7	@USC	0-0	0-0	0-0	0/0	0	0	0	0	0	0	3
1/9	@UCLA	1-3	0-1	0-0	1/2	1	2	0	0	0	0	7
1/14	Wash. St.	0-0	0-0	0-0	0/1	0	0	0	1	0	0	3
1/16	Washington	--DID NOT PLAY--										
1/23	@California	0-0	0-0	0-0	0/0	0	0	0	0	0	0	5
1/26	@Stanford	0-1	0-0	0-0	0/0	0	0	0	0	0	0	4
1/28	Oregon St.	0-0	0-0	0-0	0/0	1	0	0	0	0	0	2
1/31	Oregon	--DID NOT PLAY--										
2/3	@Wash.	--DID NOT PLAY--										
2/6	@Wash. St.	--DID NOT PLAY--										
2/12	USC	--DID NOT PLAY--										
2/14	UCLA	--DID NOT PLAY--										
2/17	@Arizona	--DID NOT PLAY--										
2/25	@Utah	0-1	0-0	1-2	0/1	0	1	0	0	0	0	4
2/28	@Colorado	0-0	0-0	0-0	0/0	0	0	0	0	0	0	1
3/3	Stanford	0-0	0-0	0-0	0/0	0	0	0	0	0	0	2
3/5	California	--DID NOT PLAY--										
3/9	Oregon St.	0-0	0-0	0-0	0/0	0	0	0	0	0	0	0+

#4 • TORIAN GRAHAM • 6-5 • 195 • WING • SR CHIPOLA J.C./DURHAM, N.C.

NOTES: Sat the 2015-16 season after transferring from the University of Buffalo and previously Chipola Junior College...played two seasons under head coach Patrick Blake at Chipola and as a sophomore helped lead the Indians to a 26-6 overall record, averaging 12.4 points per game... rated by ESPN as the No. 91 overall prospect and No. 67 by Rivals.com in the class of 2012.

2016-17 TORIAN GRAHAM GAME BY GAME

DATE	OPP	FG	3P	FT	O/RB	F	PT	A	TO	BK	ST	MIN
11/11	Portland St.	9-11	5-6	0-0	0/6	1	23	0	3	0	1	28
11/13	Cal Poly	7-12	1-4	3-4	0/7	0	18	1	2	1	1	32
11/17	No. Iowa*	7-13	4-8	1-1	0/0	2	19	0	0	0	0	34
11/18	Tulane*	8-14	4-9	2-2	1/8	1	22	1	0	0	1	35
11/20	Davidson*	1-12	1-6	0-0	0/1	3	3	0	1	0	1	32
11/23	Citadel*	7-16	4-9	1-1	0/3	1	19	2	0	0	1	31
11/28	Kentucky*	4-16	0-6	4-4	1/3	1	12	2	0	0	0	32
12/3	UNLV*	8-15	6-11	0-0	2/5	3	22	3	0	1	1	31
12/6	Purdue	5-16	0-7	4-6	2/2	0	14	1	1	0	1	24
12/10	@SDSU	6-11	1-5	2-2	2/5	2	15	0	1	0	1	28
12/17	NMSU	6-14	2-6	0-0	0/4	2	14	1	1	0	0	32
12/20	Creighton*	10-21	2-8	2-2	3/6	3	24	4	2	1	2	37
12/22	C. Arkansas*	10-17	6-12	0-0	0/7	2	26	3	0	1	0	35
12/30	@Stanford	12-17	5-8	1-2	0/8	0	30	2	1	0	0	35
1/1	@California	6-13	1-5	0-0	0/0	0	13	0	0	0	2	34
1/5	Colorado	7-15	4-8	0-0	0/2	2	18	2	2	1	0	35
1/7	Utah	6-13	3-6	0-0	0/6	3	15	1	1	0	1	31
1/12	@Arizona	7-15	4-11	0-0	0/1	3	18	2	4	1	1	36

TORIAN GRAHAM SEASON HIGHS

POINTS 30 at Stanford (12/30/16)

FG MADE 12 at Stanford (12/30/16)

FG ATT 21 vs. #9 Creighton (12/20/16)

REBOUNDS 8 (2x) at Stanford (12/30/16)

MINUTES 37 vs. #9 Creighton (11/18/16)

#11 • SHANNON EVANS II • 6-0 • 165 • GUARD • JR BUFFALO/SUFFOLK, VA.

NOTES: Spent two seasons under with Bobby Hurley at Buffalo...as a sophomore averaged 15.4 points, 3.2 rebounds, and 4.6 assists helping lead the Bulls to an appearance in the NCAA Tournament...Buffalo's second-leading scorer, earning second-team All-MAC honors...as a true freshman averaged 8.5 points and 3.3 assists and was named to MAC All-Freshman Team...played in all 29 games for the Bulls off the bench, posting one of the highest minute totals amongst all bench players nationally (26.4 minutes per game).

2016-17 SHANNON EVANS II GAME BY GAME

DATE	OPP	FG	3P	FT	O/RB	F	PT	A	TO	BK	ST	MIN
11/11	Portland St.*	8-18	2-8	1-1	0/4	1	19	2	3	0	1	35
11/13	Cal Poly*	4-10	0-3	12-12	1/3	3	20	3	1	0	0	32
11/17	No. Iowa*	2-6	1-2	2-2	2/7	0	7	3	3	0	2	32
11/18	Tulane*	6-14	4-7	5-5	0/4	1	21	6	2	1	1	36
11/20	Davidson*	4-11	4-8	1-4	0/1	3	13	7	1	0	3	38
11/23	Citadel*	5-12	2-6	5-6	2/4	2	17	6	1	0	0	29
11/28	Kentucky*	4-12	2-5	1-2	0/3	2	11	6	5	1	0	32
12/3	UNLV*	9-12	5-8	5-6	0/5	3	28	4	3	0	1	31
12/6	Purdue*	5-12	1-5	5-5	2/3	0	16	3	2	0	2	35
12/10	@SDSU*	5-9	4-6	2-2	0/1	2	16	3	2	0	1	32
12/17	NMSU*	4-10	0-5	1-1	0/2	0	9	7	2	0	1	34
12/20	Creighton*	2-11	1-6	2-2	0/2	2	7	2	1	2	3	39
12/22	C. Arkansas*	7-14	7-13	2-2	0/3	0	23	8	1	0	3	34
12/30	@Stanford*	1-5	1-3	12-14	0/5	4	15	4	1	0	1	34
1/1	@California*	3-11	1-6	2-2	1/6	1	9	6	2	1	0	37
1/5	Colorado*	6-14	3-7	3-3	0/1	3	18	3	1	0	1	34
1/7	Utah*	9-16	1-5	2-3	2/3	4	21	1	1	0	0	35
1/12	@Arizona	1-8	1-6	2-4	0/3	2	5	8	2	0	0	38

SUN DEVIL INDIVIDUAL NOTES/HIGHS/GAME-BY-GAME

SHANNON EVANS SEASON HIGHS

POINTS	28 vs. UNLV (12/3/16)
FG MADE	9 vs. UNLV (12/3/16)
FG ATT	18 vs. Portland State (11/11/16)
REBOUNDS	7 vs. Northern Iowa (11/17/16)
ASSISTS	8 (2x) at #16 Arizona (1/12/16)
MINUTES	39 vs. #9 Creighton (12/20/16)

SHANNON EVANS II 20-POINT GAMES (14/5 AT ASU)

33 vs. Cornell (1/3/15)
28 vs. UNLV (12/3/16)
25 at Ball State (2/4/15)
24 at UT-Arlington (11/18/14)
23 vs. Central Arkansas (12/22/16)
23 at Western Michigan (1/10/15)
23 at Grand Canyon (11/25/14)
21 vs. Utah (1/7/17)
21 vs. Tulane (11/18/16)
21 at Kent State (2/28/15)
21 at St. Bonaventure (12/3/14)
20 vs. Niagara (12/19/14)
20 vs. Manhattan (12/21/13)
20 vs. Cal Poly (11/13/16)

#12 • ANDRE ADAMS • 6-9 • 225 • FORWARD/CENTER • RS-FR IMG ACADEMY/AVONDALE, ARIZ.

NOTES: Sat out last last season with an ACL sprain...local player who has the frame and size to make a big impact down the road...will be brought along slowly this year...scored his first career points on Dec. 17 vs. New Mexico State with six points in nine productive minutes.

2016-17 ANDRE ADAMS GAME BY GAME

DATE OPP	FG	3P	FT	O/RB	F	PT	A	TO	BK	ST	MIN
11/11 Portland St.	0-0	0-0	0-0	0/0	1	0	0	0	0	0	5
11/13 Cal Poly	0-0	0-0	0-0	0/0	1	0	0	0	0	0	5
11/17 No. Iowa	--DID NOT PLAY--										
11/18 Tulane	--DID NOT PLAY--										
11/20 Davidson	--DID NOT PLAY--										
11/23 Citadel	0-0	0-0	0-0	0/0	0	0	0	0	0	0	1
11/28 Kentucky	--DID NOT PLAY--										
12/3 UNLV	0-0	0-0	0-0	0/0	0	0	0	0	0	0	4
12/6 Purdue	0-0	0-0	0-0	0/0	1	0	0	0	0	0	2
12/10 @SDSU	--DID NOT PLAY--										
12/17 NMSU	3-3	0-0	0-1	1/3	1	6	0	1	0	0	9
12/20 Creighton	0-0	0-0	0-0	0/0	1	0	0	0	0	0	2
12/22 C.Arizona	1-1	0-0	0-0	1/2	0	2	0	0	0	0	3
12/30 @Stanford	--DID NOT PLAY--										
1/1 @California	--DID NOT PLAY--										
1/5 Colorado	--DID NOT PLAY--										
1/7 Utah	--DID NOT PLAY--										
1/12 @Arizona	--DID NOT PLAY--										

ASU STARTING LINEUPS 2016-17 (7)

Cunliffe, Evans, Holder, Justice, Oleka (2-0)
Cunliffe, Evans, Graham, Holder, Oleka (3-3)
Cunliffe, Evans, Holder, Oleka, Tshisumpa (0-1)
Cunliffe, Evans, Holder, Justice, Vila (1-0 vs. San Diego State)
Evans, Holder, Justice, Oleka, Tshisumpa (1-3)
Evans, Graham, Holder, Justice, Oleka (1-1)
Evans, Holder, Justic, Oleka, Vila (1-1 vs. Colorado/Utah)

#5 • OBINNA OLEKA • 6-8 • 225 • FORWARD • SR STATE COLLEGE OF FLORIDA/WASHINGTON, D.C.

NOTES: Had not played in organized game since Dec. 7, 2013, when he took the floor last year on Nov. 13 (over 700 days)...great hands, strong underneath and a quick jumper...led team in rebounding in 11 games last year.

2016-17 OBINNA OLEKA GAME BY GAME

DATE OPP	FG	3P	FT	O/RB	PF	PT	A	TO	BK	ST	MIN
11/11 Portland St.*	3-10	1-4	1-2	5/13	2	8	1	5	1	1	32
11/13 Cal Poly*	4-7	1-2	8-9	3/13	3	17	2	1	0	1	35
11/17 No. Iowa*	4-9	0-2	2-2	2/11	2	10	3	3	2	0	35
11/18 Tulane*	2-8	1-3	2-4	0/2	3	7	1	1	0	3	32
11/20 Davidson*	5-16	1-7	0-0	3/8	2	11	1	1	0	1	33
11/23 Citadel*	7-10	1-2	5-8	8/15	2	20	0	2	1	2	32
11/28 Kentucky*	6-9	0-1	2-2	4/11	3	14	3	1	2	1	33
12/3 UNLV*	3-8	1-1	1-2	2/7	3	8	2	1	0	0	22
12/6 Purdue*	4-12	0-4	0-0	1/5	2	8	0	2	0	1	25
12/10 @SDSU	4-9	1-2	6-8	4/12	1	15	1	1	1	2	29
12/17 NMSU*	5-11	0-2	5-6	4/11	2	15	0	2	1	3	35
12/20 Creighton*	7-14	1-3	4-7	5/16	2	19	0	3	0	1	36
12/22 C. Arkansas*	5-8	1-3	7-10	4/17	2	18	2	1	1	0	33
12/30 @Stanford*	1-7	1-3	8-11	1/6	3	11	0	3	0	1	26
1/1 @California*	5-12	3-7	5-6	1/6	3	18	2	1	0	0	37
1/5 Colorado*	7-11	0-3	1-2	3/10	3	15	0	3	1	1	35
1/7 Utah*	4-9	0-3	0-0	1/13	5	8	2	2	1	1	34
1/16 @Arizona*	9-15	2-4	2-2	4/9	2	22	1	1	1	2	39

2015-16 OBINNA OLEKA GAME BY GAME

DATE OPP	FG	3P	FT	O/RB	PF	PT	A	TO	BK	ST	MIN
11/13 Sac. St.	0-3	0-0	0-2	0/0	0	0	0	1	2	1	6
11/16 Belmont	0-1	0-1	0-0	0/1	4	0	0	1	0	1	7
11/18 Kenn. State	7-9	1-1	4-6	2/6	1	19	1	1	1	2	23
11/23 NC State	2-6	0-1	0-0	2/5	3	4	1	2	0	0	22
11/24 Marquette	4-10	0-1	2-4	6/14	1	10	1	0	1	1	29
11/29 UCSB	2-6	0-0	5-5	3/7	1	9	0	1	0	0	20
12/2 @Creighton	3-7	2-4	0-0	2/3	2	8	2	0	0	0	14
12/5 Texas A&M	1-7	0-2	1-2	3/7	3	3	1	1	2	0	23
12/12 @Kentucky	1-6	0-4	3-4	2/2	2	5	0	3	0	1	18
12/16 @UNLV	2-6	0-2	2-4	1/4	0	6	1	0	0	2	28
12/19 Hous. Bapt.	4-10	0-1	6-7	2/6	3	14	0	1	0	0	28
12/22 SFA	5-7	0-0	2-2	3/4	2	12	0	1	0	0	18
12/28 CS-Baker.	3-6	0-0	1-2	0/3	2	7	1	0	2	2	28
1/3 Arizona	6-7	2-3	3-4	1/3	2	17	1	3	3	1	27
1/7 @USC*	1-7	0-3	0-0	2/5	2	2	1	1	1	0	19
1/9 @UCLA*	3-6	0-1	3-3	0/2	2	9	0	2	1	2	26
1/14 Wash. St.*	4-9	1-2	2-2	2/10	1	11	0	1	1	1	25
1/16 Washington*	4-7	0-2	5-6	4/11	2	13	0	2	0	2	27
1/21 @Cal*	3-10	0-2	8-9	4/6	4	14	1	0	0	1	27
1/23 @Stanford*	4-10	1-3	2-2	1/3	2	11	0	1	0	1	23
1/28 Oregon St.*	6-9	2-3	3-3	2/5	3	17	2	3	0	0	23
1/31 Oregon*	6-12	3-5	2-2	0/4	3	17	2	1	0	0	30
2/3 @Wash.*	2-8	0-2	8-8	1/8	4	12	0	3	1	1	39
2/6 @Wash. St.*	4-10	3-5	2-2	1/3	3	13	1	2	1	1	28
2/12 USC*	1-9	0-3	1-2	2/11	1	3	0	4	0	0	26
2/14 UCLA*	6-11	2-4	0-0	1/13	2	14	4	3	0	1	36
2/17 @Arizona*	6-16	3-7	0-0	1/7	4	15	0	1	0	0	33
2/25 @Utah*	3-14	0-4	3-5	7/16	1	9	0	0	0	0	30
2/28 @Colorado*	4-9	2-3	0-0	0/3	2	10	0	0	1	1	27
3/3 Stanford*	3-11	2-7	2-4	3/9	2	10	1	2	0	0	29
3/5 California*	3-8	2-5	2-2	2/6	2	10	0	0	0	0	25

SUN DEVIL INDIVIDUAL NOTES/HIGHS/GAME-BY-GAME

OBINNA OLEKA CAREER HIGHS

POINTS	22 at #16 Arizona (1/12/17)
FG MADE	9 at #16 Arizona (1/12/17)
FG ATT	16 at #12 Arizona (2/17/16)
3PT MADE	3 vs. #23 Oregon (1/31/16)
3PT ATT	5 vs. #23 Oregon (1/31/16)
FT MADE	8 (4x) at Stanford (12/30/16)
FT ATT	11 at Stanford (12/30/16)
REBOUNDS	17 vs. Central Arkansas (12/22/16)
BLOCKS	3 vs. #8 Arizona (1/3/16)
MINUTES	39 at Washington (2/3/16)

TOP SCORING GAMES FOR OBINNA OLEKA

22 at #16 Arizona (1/12/17)
20 vs. Citadel (11/23/16)
19 vs. #9 Creighton (12/20/16)
19 vs. Kennesaw State (11/18/15)
18 at California (1/1/17)
18 vs. Central Arkansas (12/22/16)
17 vs. Cal Poly (11/13/16)
17 vs. Oregon (1/31/16)
17 vs. Oregon State (1/28/16)
17 vs. Arizona (1/3/16)

12+ REBOUNDING GAMES FOR OBINNA OLEKA

17 vs. Central Arkansas (12/22/16)
16 vs. #9 Creighton (12/20/16)
16 at #22 Utah (2/25/16)
15 vs. Citadel (11/23/16)
14 vs. Marquette (11/24/15)
13 vs. Utah (1/7/17)
13 vs. Cal Poly (11/13/16)
13 vs. Portland State (11/11/16)
12 at San Diego State (12/10/16)

DOUBLE-DOUBLES FOR OBINNA OLEKA (13/9)

15/10 vs. Colorado (1/5/17)
18/17 vs. Central Arkansas (12/22/16)
19/16 vs. #9 Creighton (12/20/16)
15/11 vs. New Mexico State (12/17/16)
15/12 at San Diego State (12/10/16)
14/11 vs. #1 Kentucky (11/28/16)
20/15 vs. Citadel (11/23/16)
10/11 vs. Northern Iowa (11/17/16)
17/13 vs. Cal Poly (11/13/16)
14/13 vs. UCLA (2/14/16)
13/11 vs. Washington (1/16/16)
11/10 vs. Washington State (1/14/16)
10/14 vs. Marquette (11/24/15)

SUN DEVIL SEASON DOUBLE-DOUBLES (PAC-10/12 ERA OF 1978-79 TO PRESENT)

Ike Diogu, Jr., 2004-05, 15
Carrick Felix, Sr., 2012-13, 13
Kurt Nimphius, Sr., 1979-80, 13
Alton Lister, Sr., 1980-81, 12
Jordan Bachynski, Sr., 2013-14, 12
Obi Oleka, Sr., 2016-17, 9

#33 • RAMON VILA • 6-8 • 230 • FORWARD • FR BARCELONA, SPAIN

NOTES: Sneaky good around the hoop, has great hands, knows the game and is expected to have a solid freshman season...had five offensive rebounds in the Nov. 18 win over Tulane in Orlando...earned first career start at San Diego State on Dec. 10.

2016-17 RAMON VILA GAME-BY-GAME

DATE	OPP	FG	3P	FT	O/R	F	PT	A	TO	BK	ST	MIN
11/11	Portland St.	3-4	0-1	1-1	3/4	2	7	0	1	1	0	16
11/13	Cal Poly	1-1	0-0	2-2	1/1	4	4	0	1	0	0	14
11/17	No. Iowa	0-1	0-1	0-0	0/0	4	0	0	1	1	0	9
11/18	Tulane	1-2	0-0	2-4	5/6	3	4	0	1	0	1	24
11/20	Davidson	1-2	0-0	0-0	1/2	3	2	0	0	0	0	21
11/23	Citadel	2-4	0-0	0-0	1/1	3	4	0	0	0	0	10
11/28	Kentucky	0-0	0-0	0-0	0/1	4	0	0	0	1	0	13
12/3	UNLV	0-0	0-0	0-0	0/3	4	0	1	0	0	0	11
12/6	Purdue	2-2	0-0	0-0	0/1	3	4	0	1	0	0	10
12/10	@SDSU*	0-0	0-0	0-0	0/0	1	0	0	1	0	1	5
12/17	NMSU	2-4	0-1	0-1	2/5	3	4	1	0	0	1	16
12/20	Creighton	0-0	0-0	0-0	0/0	1	0	0	0	0	0	4
12/22	C. Arkansas	0-0	0-0	0-0	0/0	0	0	0	0	0	0	4
12/30	@Stanford	2-3	0-0	2-4	1/1	3	6	0	0	0	1	16
1/1	@California	1-2	0-0	0-0	0/0	3	2	0	0	0	0	6
1/5	Colorado*	1-1	0-0	2-2	4/4	5	4	0	0	0	1	15
1/7	Utah*	2-3	0-0	1-2	0/0	2	5	0	0	2	0	15
1/12	@Arizona	1-1	0-0	0-0	0/1	4	2	0	0	0	0	15

RAMON VILA CAREER HIGHS

POINTS	7 vs. Portland State (11/11/16)
REBOUNDS	6 vs. Tulane (11/18/16)
MINUTES	24 vs. Tulane (11/18/16)

#42 • JETHRO TSHISUMPA • 6-10 • 260 • FORWARD/CENTER • FR DEMOCRATIC REPUBLIC OF CONGO/MOUNTAIN MISSION H.S.

NOTES: Has a 7-5 1/2 wingspan and 6% body fat...loads of potential...top-100 recruit according to ESPN.

2016-17 JETHRO TSHISUMPA GAME BY GAME

DATE	OPP	FG	3P	FT	O/RB	F	PT	A	TO	BK	ST	MIN
11/11	Portland St.	3-4	0-1	1-1	3/4	2	7	0	1	1	0	16
11/13	Cal Poly	1-1	0-0	2-2	1/1	4	4	0	1	0	0	14
11/17	No. Iowa	0-1	0-0	0-0	1/1	0	0	0	0	1	0	4
11/18	Tulane	0-0	0-0	0-0	0/0	0	0	0	0	0	0	1
11/20	Davidson	0-0	0-0	0-0	0/0	0	0	0	0	0	0	2
11/23	Citadel	1-2	0-0	0-0	1/2	1	2	0	1	3	0	5
11/28	Kentucky	0-1	0-0	0-0	2/4	5	0	0	1	0	0	4
12/3	UNLV	1-2	0-0	0-0	1/1	5	2	0	0	2	2	7
12/6	Purdue*	0-1	0-0	0-0	1/2	3	0	0	2	2	2	15
12/10	@SDSU	1-2	0-0	0-0	2/3	3	2	0	0	5	0	21
12/17	NMSU*	0-1	0-0	0-0	0/1	4	0	0	1	0	0	5
12/20	Creighton	2-3	0-0	0-0	1/4	3	4	0	0	1	0	15
12/22	C. Arkansas	1-2	0-0	0-0	0/2	4	2	0	0	2	0	13
12/30	@Stanford*	0-0	0-0	0-0	0/0	4	0	0	1	1	0	7
1/1	@California*	0-3	0-0	0-0	1/3	2	0	0	0	1	0	13
1/5	Colorado	1-1	0-0	0-0	0/1	1	2	0	0	3	0	8
1/7	Utah	0-0	0-0	0-0	0/0	1	0	0	1	1	0	8
1/12	@Arizona*	0-0	0-0	0-0	0/0	0	0	0	0	0	1	5

JETHRO TSHISUMPA CAREER HIGHS

POINTS	7 vs. Portland State (11/11/16)
REBOUNDS	4 (2x) #1 Kentucky (11/28/16)
BLOCKS	5 at San Diego State (12/10/16)
MINUTES	21 at San Diego State (12/10/16)

SUN DEVIL INDIVIDUAL NOTES/HIGHS/GAME-BY-GAME

#44 • KODI JUSTICE • 6-5 • 195 • GUARD • JR DOBSON HIGH SCHOOL/MESA, ARIZ.

NOTES: Wears No. 44 because he is a fan of Pistol Pete Maravich...grew up right down the road from ASU and attended Dobson HS...had hurt foot in freshman year (2014-15) which caused him to last half of the season...hurt foot in game after a 16-point season-high effort at California on Jan. 22, 2015...feel for the game that can't be taught...knocks down free throws and can't leave him open for the jumper...10 double-digits scoring games in sophomore year.

KODI JUSTICE CAREER HIGHS

POINTS 20 (2x) vs. Citadel (11/23/16)
FG MADE 7 vs. Washington (1/16/16)
ASSISTS 6 (2x) vs. Oregon (1/31/16)
REBOUNDS 7 at Stanford (1/23/16)
MINUTES 35 vs. Utah (1/7/17)

KODI JUSTICE TOP SCORING GAMES

20 vs. Citadel (11/23/16)
 20 vs. Houston Baptist (12/19/15)
17 vs. Utah (1/7/17)
 17 vs. Washington (1/16/16)
 16 vs. Washington State (1/14/16)
 16 at California (1/22/15)
 14 at Washington (2/3/16)
 13 vs. Belmont (11/16/15)
 13 vs. UNLV (12/3/14)

KODI JUSTICE 2016-17 GAME BY GAME

DATE OPP	FG	3P	FT	O/RB	PF	PT	A	TO	BK	ST	MIN
11/11 Portland St.*	2-6	1-4	0-0	0/4	2	5	3	0	0	1	33
11/13 Cal Poly*	2-5	1-1	0-0	0/1	3	5	2	1	0	0	18
11/17 vs. No. Iowa	1-4	0-3	3-4	0/3	2	5	1	0	0	1	28
11/18 vs. Tulane	1-3	1-3	5-6	2/2	4	8	1	2	0	2	17
11/20 vs. Davidson	1-5	0-2	0-1	2/6	5	2	1	2	2	1	19
11/23 Citadel	6-8	5-6	3-5	0/2	5	20	3	1	2	2	26
11/28 Kentucky	2-6	2-4	0-0	0/2	3	6	1	2	0	0	22
12/3 UNLV	1-5	1-4	0-0	0/5	3	3	3	2	1	1	30
12/6 Purdue	3-5	2-4	3-3	3/5	1	11	4	0	1	1	28
12/10 @SDSU*	2-4	2-3	0-0	1/2	4	6	2	4	0	1	21
12/17 NMSU*	4-7	1-3	0-0	0/3	3	9	3	3	1	1	33
12/20 Creighton*	3-6	1-3	0-0	0/0	5	7	2	0	2	0	30
12/22 C. Arkansas*	1-6	1-6	0-0	0/1	1	3	5	3	0	4	33
12/30 @Stanford*	3-6	3-5	0-0	1/4	5	9	3	0	0	0	34
1/1 @California*	3-8	1-3	2-3	2/4	1	9	2	2	0	3	32
1/5 Colorado*	4-6	2-3	0-0	0/5	3	10	2	2	1	2	31
1/7 Utah*	5-11	3-7	4-5	1/3	3	17	5	2	0	3	35
1/12 @Arizona*	3-8	2-4	0-1	1/4	4	8	2	1	0	0	29

KODI JUSTICE 2015-16 GAME BY GAME

DATE OPP	FG	3P	FT	O/RB	PF	PT	A	TO	BK	ST	MIN
11/13 Sac State	0-1	0-1	0-0	0/0	3	0	0	2	0	0	15
11/16 Belmont	3-6	3-6	4-4	0/1	3	13	3	2	1	1	26
11/18 Kenn. St.	3-8	2-4	1-2	0/4	1	9	4	2	1	2	23
11/23 vs NC State	1-5	0-3	0-0	0/1	5	2	0	0	0	0	10
11/24 vs Marquette	3-9	1-5	2-2	0/5	3	9	1	2	1	0	31
11/30 UCSB	2-7	1-5	3-3	0/1	2	8	1	0	0	1	28
12/2 @Creighton	2-3	1-2	0-0	0/0	2	5	2	2	0	1	13
12/5 Texas A&M	3-8	3-7	1-2	0/1	4	10	3	2	0	1	26
12/12 @Kentucky	5-9	2-4	0-0	3/3	1	12	3	5	0	0	21
12/16 @UNLV	1-3	1-2	2-2	1/4	1	5	2	2	0	0	26
12/19 Hous. Bapt.	6-9	6-8	2-2	0/2	2	20	1	0	1	2	19
12/22 SFA	1-9	1-6	2-4	0/1	3	5	4	2	0	1	27
12/28 CS-Baker.	0-1	0-1	0-0	0/2	1	0	1	2	0	1	23
1/3 Arizona	2-8	2-5	1-1	1/4	2	7	2	0	0	2	26
1/9 @USC	1-1	0-0	0-0	0/2	0	2	0	2	0	1	17
1/9 @UCLA	4-7	3-6	0-0	0/3	2	11	2	1	0	1	24
1/14 Wash. St.	6-11	4-9	0-0	0/4	3	16	4	1	0	2	27
1/16 Washington	7-14	3-8	0-0	0/0	3	17	2	0	0	2	31
1/21 @California	2-6	1-4	0-1	1/2	4	5	2	2	0	1	28
1/23 @Stanford	1-5	1-5	0-0	0/7	3	3	4	3	1	1	30
1/28 Oregon St.	3-7	2-3	0-0	0/3	4	8	4	2	0	0	22
1/31 Oregon	4-12	3-8	0-0	0/1	2	11	6	2	0	3	27
2/3 @Wash.	5-8	4-5	0-0	1/3	4	14	4	3	0	1	25
2/6 @Wash. St.	1-3	1-3	3-4	1/3	1	6	3	1	0	0	28
2/12 USC	1-5	1-5	0-0	0/0	1	3	2	1	0	1	23
2/14 UCLA	4-7	3-5	1-2	0/1	2	12	4	2	0	1	28
2/17 @Arizona	1-4	0-2	0-0	0/2	4	2	1	1	0	0	21
2/25 @Utah	3-9	3-7	0-0	0/1	2	9	2	3	0	1	29
2/28 @Colorado	3-6	2-4	0-0	0/2	2	8	3	1	0	0	32
3/3 Stanford	2-9	2-7	2-2	2/3	1	8	3	1	0	1	33
3/5 California	2-5	2-3	0-0	0/1	3	6	3	3	0	2	24
3/9 vs. Oreg. St.	2-8	2-7	1-2	2/2	4	7	0	1	0	0	29

@SUNDEVILHOOPS 2016-17
ARIZONA STATE Combined Team Statistics (as of Jan 12, 2017)
All games

RECORD:	OVERALL	HOME	AWAY	NEUTRAL
ALL GAMES	9-9	6-3	2-2	1-4
CONFERENCE	2-3	1-1	1-2	0-0
NON-CONFERENCE	7-6	5-2	1-0	1-4

##	Player	gp-gs	min	avg	Total	3-Point	F-Throw	Rebounds		pf	dq	a	to	blk	stl	pts	avg
					fg-fga	fg%	3fg-fga	3fg%	ft-fa	ft%	off	def	tot	avg			
04	Graham, Torian	18-8	582	32.3	126-261	.483	53-135	.393	20-24	.833	11	63	74	4.1	29	0	25
00	Holder, Tra	18-18	599	33.3	95-217	.438	25-74	.338	89-115	.774	24	43	67	3.7	34	2	58
11	Evans II, Shannon	18-18	617	34.3	85-205	.415	40-109	.367	65-76	.855	10	50	60	3.3	33	0	82
05	Oleka, Obinna	18-17	583	32.4	85-185	.459	15-56	.268	59-81	.728	55	130	185	10.3	45	1	21
44	Justice, Kodi	18-11	499	27.7	47-109	.431	29-68	.426	20-28	.714	13	43	56	3.1	57	4	45
33	Vila, Ramon	18-3	224	12.4	19-30	.633	0-3	.000	10-16	.625	18	12	30	1.7	52	1	2
12	Adams, Andre	8-0	27	3.4	4-4	1.000	0-0	.000	0-1	.000	2	3	5	0.6	4	0	0
42	Tshisumpa, Jethro	18-5	148	8.2	8-20	.400	0-0	.000	1-5	.200	12	14	26	1.4	40	2	0
01	O'Field, Maurice	11-0	47	4.3	4-7	.571	0-1	.000	0-0	.000	3	3	6	0.5	4	0	4
22	Witherill, Austin	9-0	16	1.8	0-4	.000	0-4	.000	2-2	1.000	0	2	2	0.2	0	0	1
34	Odionu, Chris	1-0	1	1.0	0-0	.000	0-0	.000	0-0	.000	0	0	0	0.0	0	0	0
24	Jackson, Romaine	1-0	2	2.0	0-0	.000	0-0	.000	0-0	.000	0	0	0	0.0	0	0	0
25	Fogerty, Grant	1-0	1	1.0	0-0	.000	0-0	.000	0-0	.000	0	0	0	0.0	0	0	0
Team											23	32	55		2		10
Total.....		18	3600		504-1131	.446	177-487	.363	284-377	.753	177	437	614	34.1	326	10	252
Opponents.....		18	3600		534-1114	.479	168-466	.361	256-353	.725	188	497	685	38.1	337	5	334

TEAM STATISTICS	ASU	OPP	Date	Opponent	Score	Att.
SCORING	1469	1492	11-11-16	PORTLAND STATE	w 88-70	7398
Points per game	81.6	82.9	11-13-16	CAL POLY	w 96-74	4155
Scoring margin	-1.3	-	! 11-17-16	vs Northern Iowa	L 63-82	1991
FIELD GOALS-ATT	504-1131	534-1114	! 11-18-16	vs Tulane	w 80-71	902
Field goal pct	.446	.479	! 11-20-16	vs Davidson	L 60-68	2016
3 POINT FG-ATT	177-487	168-466	11-23-16	CITADEL	w 127-110	4702
3-point FG pct	.363	.361	@ 11-28-16	vs Kentucky	L 69-115	1200
3-pt FG made per game	9.8	9.3	12-03-16	UNLV	w 97-73	7707
FREE THROWS-ATT	284-377	256-353	# 12-06-16	vs PURDUE	L 64-97	15294
Free throw pct	.753	.725	12-10-16	at SAN DIEGO STATE	w 74-63	12414
F-Throws made per game	15.8	14.2	12-17-16	NEW MEXICO STATE	L 70-81	5426
REBOUNDS	614	685	12-20-16	CREIGHTON	L 85-96	6793
Rebounds per game	34.1	38.1	12-22-16	CENTRAL ARKANSAS	w 98-62	4479
Rebounding margin	-3.9	-	* 12-30-16	at STANFORD	w 98-93	3595
ASSISTS	252	334	* 01-01-17	at California	L 65-81	8776
Assists per game	14.0	18.6	* 01-05-17	COLORADO	w 78-77	5147
TURNOVERS	198	248	* 01-07-17	UTAH	L 82-88	6501
Turnovers per game	11.0	13.8	* 01/12/17	at Arizona	L 75-91	14644
Turnover margin	+2.8	-				
Assist/turnover ratio	1.3	1.3				
STEALS	108	95				
Steals per game	6.0	5.3				
BLOCKS	67	65				
Blocks per game	3.7	3.6				
ATTENDANCE	52308	60832				
Home games-Avg/Game	9-5812	4-9857				
Neutral site-Avg/Game	-	5-4281				

* = Conference game
! = Tire Pros Invitational (Orlando, Fla.)
@ = Atlantis Showcase (Bahamas)
= Jimmy V Classic (Madison Square Garden)

Score by Periods	1st	2nd	Totals
ARIZONA STATE	677	792	1469
Opponents	685	807	1492

@SUNDEVILHOOPS 2016-17
ARIZONA STATE Combined Team Statistics (as of Jan 12, 2017)
Conference games

RECORD:	OVERALL	HOME	AWAY	NEUTRAL
ALL GAMES	2-3	1-1	1-2	0-0
CONFERENCE	2-3	1-1	1-2	0-0
NON-CONFERENCE	0-0	0-0	0-0	0-0

##	Player	gp-gs	min	avg	Total		3-Point		F-Throw		Rebounds				pf	dq	a	to	blk	stl	pts	avg
					fg-fga	fg%	3fg-fga	3fg%	ft-fa	ft%	off	def	tot	avg								
04	Graham, Torian	5-0	171	34.2	38-73	.521	17-38	.447	1-2	.500	0	17	17	3.4	8	0	7	8	2	4	94	18.8
00	Holder, Tra	5-5	185	37.0	27-61	.443	7-21	.333	25-31	.806	5	13	18	3.6	15	1	14	10	0	3	86	17.2
05	Oleka, Obinna	5-5	171	34.2	26-54	.481	6-20	.300	16-21	.762	10	34	44	8.8	16	1	5	10	3	5	74	14.8
11	Evans II, Shannon	5-5	178	35.6	20-54	.370	7-27	.259	21-26	.808	3	15	18	3.6	14	0	22	7	1	2	68	13.6
44	Justice, Kodi	5-5	161	32.2	18-39	.462	11-22	.500	6-9	.667	5	15	20	4.0	16	1	14	7	1	8	53	10.6
33	Vila, Ramon	5-2	67	13.4	7-10	.700	0-0	.000	5-8	.625	5	1	6	1.2	17	1	0	0	2	2	19	3.8
01	O'Field, Maurice	4-0	26	6.5	1-2	.500	0-0	.000	0-0	.000	2	1	3	0.8	4	0	3	1	0	0	2	0.5
42	Tshisumpa, Jethro	5-3	41	8.2	1-4	.250	0-0	.000	0-0	.000	1	3	4	0.8	8	0	0	2	6	1	2	0.4
22	Witherill, Austin	1-0	0	0.0	0-0	.000	0-0	.000	0-0	.000	0	0	0	0.0	0	0	0	0	0	0	0	0.0
Team											7	7	14					4				
Total.....		5	1000		138-297	.465	48-128	.375	74-97	.763	38	106	144	28.8	98	4	65	49	15	25	398	79.6
Opponents.....		5	1000		157-298	.527	41-108	.380	75-107	.701	49	129	178	35.6	88	1	101	58	22	21	430	86.0

TEAM STATISTICS	ASU	OPP
SCORING	398	430
Points per game	79.6	86.0
Scoring margin	-6.4	-
FIELD GOALS-ATT	138-297	157-298
Field goal pct	.465	.527
3 POINT FG-ATT	48-128	41-108
3-point FG pct	.375	.380
3-pt FG made per game	9.6	8.2
FREE THROWS-ATT	74-97	75-107
Free throw pct	.763	.701
F-Throws made per game	14.8	15.0
REBOUNDS	144	178
Rebounds per game	28.8	35.6
Rebounding margin	-6.8	-
ASSISTS	65	101
Assists per game	13.0	20.2
TURNOVERS	49	58
Turnovers per game	9.8	11.6
Turnover margin	+1.8	-
Assist/turnover ratio	1.3	1.7
STEALS	25	21
Steals per game	5.0	4.2
BLOCKS	15	22
Blocks per game	3.0	4.4
ATTENDANCE	11648	27015
Home games-Avg/Game	2-5824	3-9005
Neutral site-Avg/Game	-	0-0

Date	Opponent		Score	Att.
* 12-30-16	at STANFORD	W	98-93	3595
* 01-01-17	at California	L	65-81	8776
* 01-05-17	COLORADO	W	78-77	5147
* 01-07-17	UTAH	L	82-88	6501
* 01/12/17	at Arizona	L	75-91	14644

* = Conference game
 ! = Tire Pros Invitational (Orlando, Fla.)
 @ = Atlantis Showcase (Bahamas)
 # = Jimmy V Classic (Madison Square Garden)

Score by Periods	1st	2nd	Totals
ARIZONA STATE	192	206	398
Opponents	193	237	430

Individual Career History

Evans II, Shannon

			Total		3-Point		F-Throws		Rebounds										Scoring	
Season	gp-gs	min/avg	fg-fga	pct	fg-fga	pct	ft-fta	pct	off	def	tot	avg	pf	fo	ast	to	blk	stl	pts	avg
2013-14*	29-0	766/26.4	73-209	.349	32-108	.296	69-87	.793	11	61	72	2.5	56	2	95	60	11	40	247	8.5
2014-15*	33-33	1139/34.5	163-395	.413	66-173	.382	115-144	.799	15	89	104	3.2	69	0	153	84	10	56	507	15.4
2016-17	18-18	617/34.3	85-205	.415	40-109	.367	65-76	.855	10	50	60	3.3	33	0	82	34	5	20	275	15.3
TOTAL	18-18	617/34.3	85-205	.415	40-109	.367	65-76	.855	10	50	60	3.3	33	0	82	34	5	20	275	15.3
All*	80-51	2522/31.5	321-809	.397	138-390	.354	249-307	.811	36	200	236	3.0	158	2	330	178	26	116	1029	12.9

* Statistics from prior team/school

Holder, Tra

			Total		3-Point		F-Throws		Rebounds											Scoring	
Season	gp-gs	min/avg	fg-fga	pct	fg-fga	pct	ft-fta	pct	off	def	tot	avg	pf	fo	ast	to	blk	stl	pts	avg	
2014-15	32-23	865/27.0	58-183	.317	12-50	.240	97-137	.708	9	60	69	2.2	57	0	115	80	0	16	225	7.0	
2015-16	32-32	1017/31.8	140-362	.387	49-134	.366	125-172	.727	22	90	112	3.5	66	1	117	84	2	33	454	14.2	
2016-17	18-18	599/33.3	95-217	.438	25-74	.338	89-115	.774	24	43	67	3.7	34	2	58	39	1	16	304	16.9	
TOTAL	82-73	2481/30.3	293-762	.385	86-258	.333	311-424	.733	55	193	248	3.0	157	3	290	203	3	65	983	12.0	

Justice, Kodi

			Total		3-Point		F-Throws		Rebounds											Scoring	
Season	gp-gs	min/avg	fg-fga	pct	fg-fga	pct	ft-fta	pct	off	def	tot	avg	pf	fo	ast	to	blk	stl	pts	avg	
2014-15	18-7	229/12.7	28-66	.424	17-37	.459	10-12	.833	6	16	22	1.2	22	0	28	19	2	5	83	4.6	
2015-16	32-3	792/24.8	84-213	.394	60-150	.400	25-33	.758	12	57	69	2.2	78	1	76	53	5	30	253	7.9	
2016-17	18-11	499/27.7	47-109	.431	29-68	.426	20-28	.714	13	43	56	3.1	57	4	45	27	10	23	143	7.9	
TOTAL	68-21	1520/22.4	159-388	.410	106-255	.416	55-73	.753	31	116	147	2.2	157	5	149	99	17	58	479	7.0	

O'Field, Maurice

			Total		3-Point		F-Throws		Rebounds											Scoring	
Season	gp-gs	min/avg	fg-fga	pct	fg-fga	pct	ft-fta	pct	off	def	tot	avg	pf	fo	ast	to	blk	stl	pts	avg	
2015-16	23-0	148/6.4	5-21	.238	1-9	.111	1-2	.500	5	13	18	0.8	14	0	4	7	1	1	12	0.5	
2016-17	11-0	47/4.3	4-7	.571	0-1	.000	0-0	.000	3	3	6	0.5	4	0	4	1	0	1	8	0.7	
TOTAL	34-0	195/5.7	9-28	.321	1-10	.100	1-2	.500	8	16	24	0.7	18	0	8	8	1	2	20	0.6	

Oleka, Obinna

			Total		3-Point		F-Throws		Rebounds											Scoring	
Season	gp-gs	min/avg	fg-fga	pct	fg-fga	pct	ft-fta	pct	off	def	tot	avg	pf	fo	ast	to	blk	stl	pts	avg	
2015-16	32-18	792/24.8	104-263	.395	27-86	.314	73-94	.777	63	132	195	6.1	67	0	22	43	18	22	308	9.6	
2016-17	18-17	583/32.4	85-185	.459	15-56	.268	59-81	.728	55	130	185	10.3	45	1	21	34	12	21	244	13.6	
TOTAL	50-35	1375/27.5	189-448	.422	42-142	.296	132-175	.754	118	262	380	7.6	112	1	43	77	30	43	552	11.0	

Witherill, Austin

			Total		3-Point		F-Throws		Rebounds											Scoring	
Season	gp-gs	min/avg	fg-fga	pct	fg-fga	pct	ft-fta	pct	off	def	tot	avg	pf	fo	ast	to	blk	stl	pts	avg	
2014-15	3-0	5/1.7	1-3	.333	1-2	.500	0-0	.000	1	2	3	1.0	1	0	0	0	0	0	3	1.0	
2015-16	13-0	18/1.4	1-6	.167	1-5	.200	2-2	1.000	0	0	0	0.0	0	0	0	1	0	0	5	0.4	
2016-17	9-0	16/1.8	0-4	.000	0-4	.000	2-2	1.000	0	2	2	0.2	0	0	1	0	0	0	2	0.2	
TOTAL	25-0	39/1.6	2-13	.154	2-11	.182	4-4	1.000	1	4	5	0.2	1	0	1	1	0	0	10	0.4	

@SUNDEVILHOOPS 2016-17
ARIZONA STATE Points-Rebounds-Assists (as of Jan 12, 2017)
All games

Opponent	Date	Score		00 HOLDER,TRA	01 O'FIELD,MA	04 GRAHAM,TOR	05 OLEKA,OBIN	11 EVANS II,S	12 ADAMS,ANDR	22 WITHERILL,
PORTLAND STATE	11-11-16	88-70	w	23-3-4	0-1-0	23-6-0	8-13-1	19-4-2	0-0-0	0-0-0
CAL POLY	11-13-16	96-74	w	24-6-3	0-1-0	18-7-1	17-13-2	20-3-3	0-0-0	0-1-1
vs Northern Iowa	11-17-16	63-82	L	13-4-2	2-0-0	19-0-0	10-11-3	7-7-3	DNP	DNP
vs Tulane	11-18-16	80-71	w	8-3-2	0-0-0	22-8-1	7-2-1	21-4-6	DNP	DNP
vs Davidson	11-20-16	60-68	L	18-8-2	DNP	3-1-0	11-8-1	13-1-7	DNP	DNP
CITADEL	11-23-16	127-110	w	22-2-6	0-0-0	19-3-2	20-15-0	17-4-6	0-0-0	0-0-0
vs Kentucky	11-28-16	69-115	L	12-2-2	DNP	12-3-2	14-11-3	11-3-6	DNP	0-0-0
UNLV	12-03-16	97-73	w	20-1-3	0-0-0	22-5-3	8-7-2	28-5-4	0-0-0	0-0-0
vs PURDUE	12-06-16	64-97	L	2-2-0	4-1-1	14-2-1	8-5-0	16-3-3	0-0-0	0-0-0
at SAN DIEGO STATE	12-10-16	74-63	w	17-5-4	DNP	15-5-0	15-12-1	16-1-3	DNP	DNP
NEW MEXICO STATE	12-17-16	70-81	L	13-4-2	DNP	14-4-1	15-11-0	9-2-7	6-3-0	DNP
CREIGHTON	12-20-16	85-96	L	24-7-5	DNP	24-6-4	19-16-0	7-2-2	0-0-0	0-0-0
CENTRAL ARKANSAS	12-22-16	98-62	w	22-2-9	DNP	26-7-3	18-17-2	23-3-8	2-2-0	2-1-0
at STANFORD	12-30-16	98-93	w	25-5-4	2-1-2	30-8-2	11-6-0	15-5-4	DNP	0-0-0
at California	01-01-17	65-81	L	14-5-1	0-0-0	13-0-0	18-6-2	9-6-6	DNP	DNP
COLORADO	01-05-17	78-77	w	11-3-3	0-2-1	18-2-2	15-10-0	18-1-3	DNP	DNP
UTAH	01-07-17	82-88	L	16-2-4	0-0-0	15-6-1	8-13-2	21-3-1	DNP	DNP
at Arizona	01/12/17	75-91	L	20-3-2	DNP	18-1-2	22-9-1	5-3-8	DNP	DNP

Opponent	Date	Score		33 VILA,RAMON	42 TSHISUMPA,	44 JUSTICE,KO
PORTLAND STATE	11-11-16	88-70	w	7-4-0	0-1-0	5-4-3
CAL POLY	11-13-16	96-74	w	4-1-0	3-1-0	5-1-2
vs Northern Iowa	11-17-16	63-82	L	0-0-0	0-1-0	5-3-1
vs Tulane	11-18-16	80-71	w	4-6-0	0-0-0	8-2-1
vs Davidson	11-20-16	60-68	L	2-2-0	0-0-0	2-6-1
CITADEL	11-23-16	127-110	w	4-1-0	2-2-0	20-2-3
vs Kentucky	11-28-16	69-115	L	0-1-0	0-4-0	6-2-1
UNLV	12-03-16	97-73	w	0-3-1	2-1-0	3-5-3
vs PURDUE	12-06-16	64-97	L	4-1-0	0-2-0	11-5-4
at SAN DIEGO STATE	12-10-16	74-63	w	0-0-0	2-3-0	6-2-2
NEW MEXICO STATE	12-17-16	70-81	L	4-5-1	0-1-0	9-3-3
CREIGHTON	12-20-16	85-96	L	0-0-0	4-4-0	7-0-2
CENTRAL ARKANSAS	12-22-16	98-62	w	0-0-0	2-2-0	3-1-5
at STANFORD	12-30-16	98-93	w	6-1-0	0-0-0	9-4-3
at California	01-01-17	65-81	L	2-0-0	0-3-0	9-4-2
COLORADO	01-05-17	78-77	w	4-4-0	2-1-0	10-5-2
UTAH	01-07-17	82-88	L	5-0-0	0-0-0	17-3-5
at Arizona	01/12/17	75-91	L	2-1-0	0-0-0	8-4-2

@SUNDEVILHOOPS 2016-17
ARIZONA STATE Team Game-by-Game Comparison (as of Jan 12, 2017)
All games

Opponent	1st	2nd	Score	Mar	Total FG	FG Pct	3-Pointers	3FG Pct	Free Throws	FT Pct	Rebounds	Assist	T/Over	Block	Steal	Fouls
PORTLAND STATE	44/30	44/40	88-70	+18	33-67/26-67	.493/.388	9-28/6-27	.321/.222	13-18/12-15	.722/.800	47/33 +14	11/14	16/14	3/1	7/5	15/20
CAL POLY	39/38	57/36	96-74	+22	28-55/25-58	.509/.431	7-19/12-32	.368/.375	33-42/12-22	.786/.545	41/30 +11	12/16	8/11	4/2	2/4	20/29
Northern Iowa	29/37	34/45	63-82	(19)	22-53/29-57	.415/.509	8-22/13-30	.364/.433	11-15/11-13	.733/.846	29/32 (3)	9/12	14/10	4/1	4/8	14/16
Tulane	40/29	40/42	80-71	+9	24-55/24-57	.436/.421	12-29/10-28	.414/.357	20-27/13-18	.741/.722	31/40 (9)	11/16	10/18	2/2	8/4	15/23
Davidson	22/31	38/37	60-68	(8)	22-68/19-46	.324/.413	9-30/7-28	.300/.250	7-13/23-30	.538/.767	35/44 (9)	12/15	9/18	2/5	8/6	24/16
CITADEL	55/45	72/65	127-110	+17	42-78/42-84	.538/.500	15-31/13-37	.484/.351	28-37/13-16	.757/.813	45/41 +4	22/22	12/15	6/3	7/5	17/24
Kentucky	30/58	39/57	69-115	(46)	25-73/44-84	.342/.524	8-26/11-28	.308/.393	11-15/16-22	.733/.727	33/59 (26)	15/33	13/9	4/9	4/7	21/16
UNLV	51/32	46/41	97-73	+24	32-65/21-54	.492/.389	18-36/6-22	.500/.273	15-20/25-36	.750/.694	38/37 +1	18/11	8/12	5/1	4/5	27/15
PURDUE	21/47	43/50	64-97	(33)	24-67/38-64	.358/.594	4-26/15-27	.154/.556	12-16/6-8	.750/.750	28/44 (16)	11/26	10/15	4/4	8/3	12/19
SAN DIEGO STATE	25/32	49/31	74-63	+11	24-54/21-57	.444/.368	10-23/6-24	.435/.250	16-18/15-18	.889/.833	34/30 +4	12/9	18/17	6/3	7/12	16/17
NEW MEXICO STATE	38/40	32/41	70-81	(11)	26-63/28-56	.413/.500	4-19/11-26	.211/.423	14-17/14-18	.824/.778	36/35 +1	14/22	11/16	2/5	6/6	18/16
CREIGHTON	40/45	45/51	85-96	(11)	32-70/33-62	.457/.532	7-25/14-25	.280/.560	14-20/16-21	.700/.762	37/36 +1	13/22	10/15	6/5	7/5	20/19
CENTRAL ARKANSAS	51/28	47/34	98-62	+36	32-66/27-70	.485/.386	18-45/3-24	.400/.125	16-22/5-9	.727/.556	36/46 (10)	27/15	10/20	4/2	11/4	9/19
STANFORD	52/39	46/54	98-93	+5	26-51/32-60	.510/.533	13-24/8-24	.542/.333	33-43/21-32	.767/.656	35/25 +10	15/20	11/7	1/5	3/1	26/26
California	37/38	28/43	65-81	(16)	24-60/30-57	.400/.526	7-24/11-25	.292/.440	10-14/10-13	.714/.769	25/39 (14)	11/20	7/12	2/5	7/3	13/16
COLORADO	41/37	37/40	78-77	+1	29-62/27-59	.468/.458	10-26/5-22	.385/.227	10-11/18-20	.909/.900	32/36 (4)	11/16	10/12	6/4	6/2	21/16
UTAH	37/34	45/54	82-88	(6)	32-67/34-62	.478/.548	8-27/8-16	.296/.500	10-14/12-20	.714/.600	30/40 (10)	13/20	10/15	4/6	5/6	20/15
Arizona	25/45	50/46	75-91	(16)	27-57/34-60	.474/.567	10-27/9-21	.370/.429	11-15/14-22	.733/.636	22/38 (16)	15/25	11/12	2/2	4/9	18/15

Note: Game totals are displayed in the format TEAM/OPPONENT for each category

@SUNDEVILHOOPS 2016-17
ARIZONA STATE Game-by-Game Highs (as of Jan 12, 2017)
All games

Opponent	Date	Score	Points	Rebounds	Assists	Steals	Blocked shots
PORTLAND STATE	11-11-16	88-70	23-Holder, Tra Graham, Torian	13-Oleka, Obinna	4-Holder, Tra	2-Holder, Tra	1-Oleka, Obinna Tshisumpa, Jethro Vila, Ramon
CAL POLY	11-13-16	96-74	24-Holder, Tra	13-Oleka, Obinna	3-Evans II, Shannon Holder, Tra	1-Oleka, Obinna Graham, Torian	2-Cunliffe, Sam
vs Northern Iowa	11-17-16	63-82	19-Graham, Torian	11-Oleka, Obinna	3-Oleka, Obinna Evans II, Shannon	2-Evans II, Shannon	2-Oleka, Obinna
vs Tulane	11-18-16	80-71	22-Graham, Torian	8-Graham, Torian	6-Evans II, Shannon	3-Oleka, Obinna	1-Evans II, Shannon Graham, Torian
vs Davidson	11-20-16	60-68	18-Holder, Tra	8-Holder, Tra Oleka, Obinna	7-Evans II, Shannon	3-Evans II, Shannon	2-Justice, Kodi
CITADEL	11-23-16	127-110	23-Cunliffe, Sam	15-Oleka, Obinna	6-Evans II, Shannon Holder, Tra	2-Justice, Kodi Oleka, Obinna	3-Tshisumpa, Jethro
vs Kentucky	11-28-16	69-115	14-Oleka, Obinna Cunliffe, Sam	11-Oleka, Obinna	6-Evans II, Shannon	2-Holder, Tra	2-Oleka, Obinna
UNLV	12-03-16	97-73	28-Evans II, Shannon	7-Cunliffe, Sam Oleka, Obinna	4-Evans II, Shannon	1-Justice, Kodi Evans II, Shannon Graham, Torian O'Field, Maurice	2-Tshisumpa, Jethro
vs PURDUE	12-06-16	64-97	16-Evans II, Shannon	5-Justice, Kodi Oleka, Obinna	4-Justice, Kodi	2-Evans II, Shannon Tshisumpa, Jethro	2-Tshisumpa, Jethro
at SAN DIEGO STATE	12-10-16	74-63	17-Holder, Tra	12-Oleka, Obinna	4-Holder, Tra	2-Oleka, Obinna	5-Tshisumpa, Jethro
NEW MEXICO STATE	12-17-16	70-81	15-Oleka, Obinna	11-Oleka, Obinna	7-Evans II, Shannon	3-Oleka, Obinna	1-Justice, Kodi Oleka, Obinna
CREIGHTON	12-20-16	85-96	24-Graham, Torian Holder, Tra	16-Oleka, Obinna	5-Holder, Tra	3-Evans II, Shannon	2-Justice, Kodi Evans II, Shannon
CENTRAL ARKANSAS	12-22-16	98-62	26-Graham, Torian	17-Oleka, Obinna	9-Holder, Tra	4-Justice, Kodi Holder, Tra	2-Tshisumpa, Jethro
at STANFORD	12-30-16	98-93	30-Graham, Torian	8-Graham, Torian	4-Evans II, Shannon Holder, Tra	1-Vila, Ramon Evans II, Shannon Oleka, Obinna	1-Tshisumpa, Jethro
at California	01-01-17	65-81	18-Oleka, Obinna	6-Oleka, Obinna Evans II, Shannon	6-Evans II, Shannon	3-Justice, Kodi	1-Evans II, Shannon Tshisumpa, Jethro
COLORADO	01-05-17	78-77	18-Graham, Torian Evans II, Shannon	10-Oleka, Obinna	3-Holder, Tra Evans II, Shannon	2-Justice, Kodi	3-Tshisumpa, Jethro
UTAH	01-07-17	82-88	21-Evans II, Shannon	13-Oleka, Obinna	5-Justice, Kodi	3-Justice, Kodi	2-Vila, Ramon
at Arizona	01/12/17	75-91	22-Oleka, Obinna	9-Oleka, Obinna	8-Evans II, Shannon	2-Oleka, Obinna	1-Graham, Torian Oleka, Obinna

Official Basketball Box Score -- Game Totals -- Final Statistics
PORTLAND STATE vs ARIZONA STATE
11/11/2016 7 P.M. MT at TEMPE/NED WULK COURT/WELLS FARGO ARENA

Score by periods	1st	2nd	Total	Points	In Paint	O/F 15	Off 2nd	Fast Break	Bench
PORTLAND STATE	30	40	70	PSU	36	15	12	14	18
ARIZONA STATE	44	44	88	ASU	38	15	12	10	30

Last FG - PSU 2nd-02:48, ASU 2nd-02:57.
 Largest lead - PORTLAND STATE by 6 1st-14:46; ARIZONA STATE by 24 2nd-12:25
 PSU led for 5:52, ASU led for 33:06. Game was tied for 1:02.
 Score tied - 1 times
 Lead changed - 1 times

Officials: Steve Olson, Lee Cassell, Larnont Simpson
 Technical fouls: Northern Iowa-None. Arizona State-None.
 Attendance:
 Game 3 of the Tire Pros Invitational

Score by periods	1st	2nd	Total						
Northern Iowa	37	45	82						
Arizona State	29	34	63						

		In	Off	2nd	Fast	
Points	Point	T/O	Chance	Break	Bench	
UNI	20	11	2	3	23	
ASU	20	5	6	2	7	

Last FG - UNI 2nd-00:21, ASU 2nd-00:49.
 Largest lead - UNI by 20 2nd-04:50, ASU by 4 1st-17:50.
 UNI led for 36:48, ASU led for 02:23. Game was tied for 00:49.

Score tied - 1 time.
 Lead changed - 6 times.

FG %	1st Half:	10-25	40.0%	2nd Half:	16-30	60.0%	Game:	29-55	50.9%
3FG %	1st Half:	3-9	33.3%	2nd Half:	4-10	40.0%	Game:	7-19	36.8%
FT %	1st Half:	16-22	72.7%	2nd Half:	17-20	85.0%	Game:	33-42	78.6%

Officials: MICHAEL IRVING, BOB STAFFEN, LARRY SPAULDING
Technical Fouls: CAL POLY- None, ARIZONA STATE- None.
Attendance: 4155
PAC-12 NETWORK BROADCAST
ASU NEXT GAME THURSDAY, NOV. 17, AT 4:30 ET VS. NORTHERN IOWA IN ORLANDO

Score by periods				Points	Off T/O	2nd Chance	Bench
1st	2nd	Total					
CAL POLY	38	36	74				
ARIZONA STATE	39	57	96				
				CP	13	1	12
				ASU	10	1	25

Last FG - CP 2nd-01:06, ASU 2nd-00:13.
Largest lead - CAL POLY by 5 2nd-18:06; ARIZONA STATE by 24 2nd-01:20
CP led for 8:14, ASU led for 27:41. Game was tied for 4:05.
Score tied - 5 times
Lead changed - 7 times

Officials: Kelly Self, Hal Lusk, Bret Smith
 Technical fouls: Arizona State-None, Tulane-None.
 Attendance:

Score by periods	1st	2nd	Total
Arizona State	40	40	80
Tulane	29	42	71

Last FG - ASU 2nd-00:55, TLN 2nd-00:12.
 Largest lead - ASU by 13 2nd-18:05, TLN by 2 1st-12:21.
 ASU led for 36:10, TLN led for 01:42. Game was tied for 02:08.

Score tied - 3 times.
 Lead changed - 4 times.

@SunDevilHoops Games 5-8

Official Basketball Box Score -- Game Totals -- Final Statistics
Davidson vs Arizona State
11/20/2016 2:30 PM ET at Orlando, Fla. (HP Field House)

Davidson 68 - 3-1

##	Player	Total		3-Ptr		FT-FTA		Rebounds			PF	TP	A TO Blk Stl				Min
		FG-FGA	FG-FGA	FG-FGA	FG-FGA	FT-FTA	FT-FTA	Off	Def	Tot			A	TO	Blk	Stl	
03	GUDUMDNSSON,JON A)	g	1-4	1-4	2-3	0	4	4	5	3	3	1	1	1	0	1	26
12	GIBBS,JACK	g	6-15	0-8	16-21	0	6	6	4	3	28	4	4	0	2	38	24
22	MAGARITY,WILL	f	4-6	2-3	0-0	0	8	8	3	10	2	3	2	0	0	31	18
23	ALDRIDGE,PEYTON	f	4-12	1-5	3-3	2	9	11	2	12	2	2	2	0	0	40	31
32	REIGEL,RUSTY	g	3-5	2-4	1-1	1	4	5	1	9	2	3	0	0	0	29	23
01	EKWU,NATHAN	0-0	0-0	0-0	0	4	4	1	0	0	3	0	1	1	0	9	12
02	WATKINS,JORDAN	1-4	1-4	1-2	0	0	0	2	4	2	0	0	2	0	2	21	28
TEAM			3	3	6	0				0			0				
TOTALS			19-46	7-28	23-30	6	38	44	16	68	15	18	5	6	6	200	200
Deadball Rebounds: 5:0																	
FG %	1st Half:	12-25	48.0%	2nd Half:	7-21	33.3%	Game:	19-46	41.3%								
3FG %	1st Half:	5-15	33.3%	2nd Half:	2-13	15.4%	Game:	7-28	25.0%								
FT %	1st Half:	2-2	100.0%	2nd Half:	21-28	75.0%	Game:	23-30	76.7%								

Arizona State 60 - 3-2

##	Player	Total		3-Ptr		FT-FTA		Rebounds			PF	TP	A TO Blk Stl				Min
		FG-FGA	FG-FGA	FG-FGA	FG-FGA	FT-FTA	FT-FTA	Off	Def	Tot			A	TO	Blk	Stl	
00	HOLDER,TRA	g	6-14	1-3	5-6	3	5	8	5	18	2	2	0	1	1	32	33
03	CUNLIFFE,SAM	g	4-8	2-4	1-2	0	4	4	3	11	1	2	0	1	1	32	23
04	GRAHAM,TORIAN	g	1-12	1-6	0-0	0	1	1	3	3	0	1	0	1	0	32	32
05	OLEKA,OBINNA	f	5-16	1-7	0-0	3	5	8	2	11	1	1	0	1	0	33	33
11	EVANS II,SHANNON	g	4-11	4-8	1-4	0	1	1	3	13	7	1	0	3	0	38	29
22	WITHERILL,AUSTIN	0-0	0-0	0-0	0	0	0	0	0	0	0	0	0	0	0	0	21
33	VILA,RAMON	1-2	0-0	0-0	1	1	2	3	2	0	0	0	0	0	0	2	10
42	TSHISUMPA,JETHRO	0-0	0-0	0-0	0	0	0	0	0	0	0	0	0	0	0	2	4
44	JUSTICE,KODI	1-5	0-2	0-1	2	4	6	5	2	1	2	2	2	1	1	19	26
TEAM			3	2	5	0				0							
TOTALS			22-68	9-30	7-13	12	23	35	24	60	12	9	2	8	7	200	200
Deadball Rebounds: 2:0																	
FG %	1st Half:	10-35	28.6%	2nd Half:	12-33	36.4%	Game:	22-68	32.4%								
3FG %	1st Half:	2-11	18.2%	2nd Half:	7-19	36.8%	Game:	9-30	30.0%								
FT %	1st Half:	0-1	00.0%	2nd Half:	7-12	58.3%	Game:	7-13	53.8%								

Officials: Steve Olson, Don Daily, Lee Cassell
Technical Fouls: Davidson- None. Arizona State- HOLDER,TRA;
Attendance: 0
2016 Tire Pros Invitational

Score by periods			1st	2nd	Total	Points	In Paint	Off T/O	2nd Chance	Fast Break	Bench
			31	27	68						
Davidson			22	38	60	DAV	20	11	0	2	4
Arizona State			24	15	4	ASU	24	15	0	4	4

Last FG - DAV 2nd-06:11, ASU 2nd-00:31.
Largest lead - Davidson by 18 2nd-14:58; Arizona State by 3 1st-16:40
DAV led for 28:39. ASU led for 7:11. Game was tied for 4:10.

Official Basketball Box Score -- Game Totals -- Final Statistics
Arizona State vs Kentucky
11-28-16 7:00 p.m. at Atlantis, Paradise Island, Bahamas

Arizona State 69 • 4-3

##	Player	Total		3-Ptr		FT-FTA		Rebounds			PF	TP	A TO Blk Stl				Min
		FG-FGA	FG-FGA	FG-FGA	FG-FGA	FT-FTA	FT-FTA	Off	Def	Tot			A	TO	Blk	Stl	
05	Oleka, Obinna	f	6-9	0-1	2-2	4	7	11	3	14	3	1	2	1	2	1	33
00	Holder, Tra	g	5-13	1-2	1-1	1	1	2	0	12	2	2	0	2	2	32	32
03	Cunliffe, Sam	g	4-16	3-8	3-6	0	4	4	3	14	1	2	0	1	1	31	32
04	Graham, Torian	g	4-16	0-6	4-4	1	2	3	1	12	2	0	0	0	0	32	32
11	Evans II, Shannon	g	4-12	2-5	1-2	0	3	3	2	11	6	5	1	0	1	32	32
22	Witherill, Austin	0-0	0-0	0-0	0	0	0	0	0	0	0	0	0	0	0	1	13
33	Vila, Ramon	0-0	0-0	0-0	0	1	1	4	0	0	0	1	0	1	0	4	22
42	Tshisumpa, Jethro	0-1	0-0	0-0	2	2	4	5	0	0	1	1	0	0	0	4	22
44	Justice, Kodi	2-6	2-4	0-0	0	2	2	3	6	1	2	0	0	0	0	4	22
Team			3	0	3												
Totals			25-73	8-26	11-15	11	22	33	21	69	15	13	4	4	4	200	200
Deadball Rebounds: 2																	
FG %	1st Half:	12-35	34.3%	2nd half:	13-38	34.2%	Game:	25-73	34.2%								
3FG %	1st Half:	6-17	35.3%	2nd half:	2-9	22.2%	Game:	8-26	30.8%								
FT %	1st Half:	0-0	0.0%	2nd half:	11-15	73.3%	Game:	11-15	73.3%								

Kentucky 115 • 7-0

#	Player		Total		3-Ptr		Rebounds			PF	TP	A	TO	Blk	Stl	Min
			FG	FGA	FG-FGA	FT	FTA	Off	Def							
03	Adebayo, Edrice	f	5-7	0-0	2-3	5	4	9	1	12	2	0	3	0	23	
32	Gabriel, Wenyen	f	5-11	0-1	0-0	3	4	7	2	10	4	1	2	0	20	
00	Fox, De'Aaron	g	6-9	1-1	1-2	2	9	11	3	14	10	4	0	2	31	
05	Monk, Malik	g	8-20	3-10	4-5	0	3	3	0	23	4	2	0	1	30	
13	Briscoe, Isaiah	g	7-9	2-2	4-6	1	3	4	3	20	7	1	0	3	25	
01	Killeya-Jones, Sacha		2-2	0-0	0-0	2	4	6	4	4	1	0	0	0	10	
10	David, Jonny		0-0	0-0	0-0	0	0	0	0	0	0	0	0	0	1	
11	Mulder, Mychal		2-8	2-6	0-0	1	2	3	0	6	0	0	0	0	11	
14	Wynyard, Tai		1-1	0-0	0-0	1	0	1	0	2	0	0	1	0	3	
15	Humphries, Isaac		1-2	0-0	1-2	3	0	3	1	3	0	0	2	0	8	
20	Calipari, Brad		1-3	1-2	0-0	0	1	1	0	3	1	0	0	0	4	
25	Hawkins, Dominique		2-5	1-3	2-2	0	3	3	1	7	3	0	0	0	17	
30	Pulliam, Dillon		0-1	0-0	0-0	0	0	0	0	0	0	0	0	0	1	
35	Willis, Derek		4-6	1-3	2-2	1	5	6	1	11	1	1	1	1	16	
Team						1	1	2								
Totals			44-84	11-28	16-22	20	39	59	16	115	33	9	9	7	200	
FG % 1st Half: 23-43 53.5% 2nd half: 21-41 51.2% Game: 44-84 52.4%																
3FG % 1st Half: 5-12 41.7% 2nd half: 6-16 37.5% Game: 11-28 39.3%																
FT % 1st Half: 7-9 77.8% 2nd half: 9-13 69.2% Game: 16-22 72.7%																
															Deadball Rebounds 4	

Officials: Bo Boroski, Gary Prager, Tony Chiazza
Technical fouls: Arizona State-None. Kentucky-None.
Attendance: 1200
Imperial Arena at Atlantis
2016 Atlantis Showcase
Kentucky enters game ranked No. 1.

Score by periods			1st	2nd	Total	Points	In Paint	Off T/O	2nd Chance	Fast Break	Bench
			30	39	69						
Arizona State			58	57	115	ASU	28	5	13	4	6
Kentucky			56	21	21	UK	56	21	13	4	36

Last FG - ASU 2nd-00:22, UK 2nd-00:32.
Largest lead - ASU by 1 1st-19:14, UK by 48 2nd-01:44.
Score tied - 0 times.
Lead changed - 2 times.

Official Basketball Box Score -- Game Totals -- Final Statistics
Citadel vs ARIZONA STATE
11/23/2016 2 p.m. MT at TEMPE/WELLS FARGO ARENA-NED WULK COURT

Citadel 110 - 3-3

#	Player		Total		3-Ptr		Rebounds		PF	TP	A				Min
			FG-FGA	FG-FGA	FT-FTA	Off	Def	Total			A	TO	Blk	Stl	
01	JOHNSON,FRANKIE	g	3-9	0-4	0-0	1	2	3	2	6	5	3	0	1	26
02	WILLIAMS,QUAYSON	g	5-11	3-8	0-0	1	2	3	4	13	3	1	0	0	24
05	SLEDGE,WARREN	g	2-6	1-3	0-0	1	1	2	1	5	4	0	0	2	29
32	WHITE,BRIAN	f	5-6	1-2	1-2	3	1	4	4	12	0	2	0	0	31
35	NAJDAWI,ZANE	f	11-19	2-2	4-4	1	5	6	3	28	1	3	2	0	23
00	PARKS,PRESTON		4-14	1-7	4-4	1	0	1	4	13	6	3	1	2	23
03	FRISERSON,MATT		1-6	1-5	0-0	0	1	1	0	3	0	0	0	0	12
04	BALOGUN,EZEKIEL		0-0	0-0	0-0	0	1	1	1	0	0	0	0	0	4
10	ALLENDE,LEANDRO		0-1	0-1	0-0	0	1	2	1	0	0	0	0	0	3
11	KOOPMAN,TOM		0-0	0-0	0-0	0	0	0	0	0	0	0	0	0	2
23	HARRIS,KAELO		11-12	4-5	4-6	2	7	9	4	30	3	3	0	0	28
	TEAM					5	4	9	0			0			
TOTALS			42-84	13-37	13-16	16	25	41	24	110	22	15	3	5	200
Deadball Rebounds: 0.0															

@SunDevilHoops Games 9-12

Official Basketball Box Score -- Game Totals -- Final Statistics
PURDUE vs ARIZONA STATE
12/6/16 7pm at Madison Square Garden, New York, NY

PURDUE 97

#	Player	Total		3-Ptr		Rebounds			PF	TP	A TO Blk Stl				Min
		FG-FGA	FG-FGA	FT-FTA	Off	Def	Tot				A	TO	Blk	Stl	
50	SWANIGAN,CALEB	r	3-7	0-1	0	2	8	10	5	6	5	5	1	0	22
44	HAAS,ISAAC	c	6-9	0-0	4-4	3	4	7	0	16	1	2	1	0	27
03	EDWARDS,CARSEN	g	5-11	2-5	0-1	0	4	4	2	12	2	3	1	0	19
11	THOMPSON,PJ	g	2-3	1-2	0-0	0	4	4	1	5	7	1	0	0	24
31	MATHIAS,DAKOTA	g	5-8	2-3	0-0	0	5	5	1	12	3	1	0	1	29
02	MCKEEMAN,JON	g	0-1	0-1	0-0	0	0	0	0	0	0	0	0	0	3
05	SMOTHERMAN,BASIL	g	5-8	1-3	2-3	0	3	3	3	13	2	1	0	0	22
12	EDWARDS,VINCENT	g	6-9	4-5	0-0	4	1	5	4	16	3	1	0	2	21
14	CLINE,RYAN	g	5-7	5-7	0-0	0	0	0	1	15	3	1	1	0	28
15	LUCE,TOMMY	g	0-0	0-0	0-0	0	0	0	1	0	0	0	0	0	2
24	EIFERT,GRADY	g	1-1	0-0	0-0	0	0	0	1	2	0	0	0	0	3
Team					4	2	6								
Totals			38-64	15-27	6-8	13	31	44	19	97	26	15	4	3	200
FG % 1st Half: 19-33		57.6%	2nd half: 19-31		61.3%	Game: 38-64		59.4%	Deadball						
3FG % 1st Half: 7-14		50.0%	2nd half: 8-13		61.5%	Game: 15-27		55.6%	Rebounds						
FT % 1st Half: 2-4		50.0%	2nd half: 4-4		100.0	Game: 6-8		75.0%	0						

ARIZONA STATE 64

#	Player	Total		3-Ptr		Rebounds			PF	TP	A TO Blk Stl				Min
		FG-FGA	FG-FGA	FT-FTA	Off	Def	Tot				A	TO	Blk	Stl	
05	OLEKA,OBINNA	r	4-12	0-4	0-0	1	4	5	2	8	0	2	0	1	25
42	TSHISUMPA,JETHRO	c	0-1	0-0	0-0	1	1	2	3	0	0	2	2	2	15
00	HOLDER,TRA	g	1-8	0-2	0-2	1	1	2	1	2	0	1	1	0	23
03	CUNLIFFE,SAM	g	2-9	1-4	0-0	0	2	2	1	5	2	0	0	1	25
11	EVANS II,SHANNON	g	5-12	1-5	5-5	2	1	3	0	16	3	2	0	2	35
01	O'FIELD,MAURICE	g	2-2	0-0	0-0	1	0	1	0	4	1	0	0	0	11
04	GRAHAM,TORIAN	g	5-16	0-7	4-6	2	0	2	0	14	1	1	0	1	24
12	ADAMS,ANDRE	g	0-0	0-0	0-0	0	0	0	1	0	0	0	0	0	2
22	WITHERILL,AUSTIN	g	0-0	0-0	0-0	0	0	0	0	0	0	0	0	0	2
33	VILA,RAMON	g	2-2	0-0	0-0	0	1	1	3	4	0	1	0	0	10
44	JUSTICE,KODI	g	3-5	2-4	3-3	3	2	5	1	11	4	0	1	1	28
Team					2	3	5				1				
Totals			24-67	4-26	12-16	13	15	28	12	64	11	10	4	8	200
FG % 1st Half: 10-30		33.3%	2nd half: 14-37		37.8%	Game: 24-67		35.8%	Deadball						
3FG % 1st Half: 1-11		9.1%	2nd half: 3-15		20.0%	Game: 4-26		15.4%	Rebounds						
FT % 1st Half: 0-0		0.0%	2nd half: 12-16		75.0%	Game: 12-16		75.0%	3						

Officials: Duke Edsall, Mark Schnur, Gary Prager
Technical fouls: PURDUE-EDWARDS,CARSEN. ARIZONA STATE-None.
Attendance: 2016 JIMMY V CLASSIC

Score by periods	1st	2nd	Total
PURDUE	47	50	97
ARIZONA STATE	21	43	64

Points	In	Off	2nd	Fast	Bench
PURDUE	42	9	16	10	46
ASU	38	17	5	6	33

Last FG - PURDUE 2nd-00:31, ASU 2nd-00:24.
Largest lead - PURDUE by 42 2nd-04:05, ASU by 1 1st-13:22.
PURDUE led for 37:23. ASU led for 00:11. Game was tied for 02:26.

Score tied - 2 times.
Lead changed - 2 times.

Official Basketball Box Score -- Game Totals -- Final Statistics
New Mexico State vs ARIZONA STATE
12-17-16 6 p.m. MT at Tempe-Wells Fargo Arena/Ned Wulk Court

New Mexico State 81 • 10-2

#	Player	Total		3-Ptr		Rebounds			PF	TP	A TO Blk Stl				Min
		FG-FGA	FG-FGA	FT-FTA	Off	Def	Tot				A	TO	Blk	Stl	
11	Wilkins, Johnathon	f	2-2	0-0	0-0	1	3	4	4	4	2	3	1	1	22
22	Chuha, Eli	f	5-8	0-0	3-3	3	8	11	1	13	4	0	0	0	36
01	Haley, Jermaine	g	2-6	2-4	1-2	0	2	2	1	7	2	0	0	0	28
02	Huggins, Braxton	g	7-13	6-11	4-4	0	1	1	4	24	1	3	0	1	33
04	Baker, Ian	g	6-15	1-7	6-9	1	7	8	1	19	7	4	0	1	37
10	Jones, Jemerrio	g	3-6	0-1	0-0	1	4	5	4	6	2	3	3	2	19
15	Garza, Joe	g	1-1	1-1	0-0	0	0	0	0	3	0	0	0	1	3
24	Taylor, Matt	g	2-4	1-2	0-0	0	3	3	1	5	4	2	1	0	19
35	Pennie, Jalyn	g	0-1	0-0	0-0	0	0	0	0	0	0	1	0	0	3
Team					0	1	1								
Totals			28-56	11-26	14-18	6	29	35	16	81	22	16	5	6	200
FG % 1st Half: 15-32		46.9%	2nd half: 13-24		54.2%	Game: 28-56		50.0%	Deadball						
3FG % 1st Half: 8-15		53.3%	2nd half: 3-11		27.3%	Game: 11-26		42.3%	Rebounds						
FT % 1st Half: 2-2		100.0	2nd half: 12-16		75.0%	Game: 14-18		77.8%	1						

ARIZONA STATE 70 • 6-5

#	Player	Total		3-Ptr		Rebounds			PF	TP	A TO Blk Stl				Min
		FG-FGA	FG-FGA	FT-FTA	Off	Def	Tot				A	TO	Blk	Stl	
05	Oleka, Obinna	r	5-11	0-2	5-6	4	7	11	2	15	0	2	1	3	35
42	Tshisumpa, Jethro	c	0-1	0-0	0-0	0	1	1	4	0	0	1	0	0	5
00	Holder, Tra	g	2-13	1-2	8-8	2	2	4	1	13	2	0	0	0	36
11	Evans II, Shannon	g	4-10	0-5	1-1	0	2	2	0	9	7	2	0	1	34
44	Justice, Kodi	g	4-7	1-3	0-0	0	3	3	3	9	3	3	1	1	33
04	Graham, Torian	g	6-14	2-6	0-0	0	4	4	2	14	1	1	0	0	32
12	Adams, Andre	g	3-3	0-0	0-1	1	2	3	1	6	0	1	0	0	9
33	Vila, Ramon	g	2-4	0-1	0-1	2	3	5	3	4	1	0	0	1	16
Team					2	1	3	2			1				
Totals			26-63	4-19	14-17	11	25	36	18	70	14	11	2	6	200
FG % 1st Half: 16-30		53.3%	2nd half: 10-33		30.3%	Game: 26-63		41.3%	Deadball						
3FG % 1st Half: 2-8		25.0%	2nd half: 2-11		18.2%	Game: 4-19		21.1%	Rebounds						
FT % 1st Half: 4-6		66.7%	2nd half: 10-11		90.9%	Game: 14-17		82.4%	0						

Officials: Gregory Nixon, Frank Harvey III, Kevin Brill
Technical fouls: New Mexico State-TEAM. ARIZONA STATE-TEAM 2.
Attendance: 5426
ASU's next game is Tuesday, Dec. 20, vs. No. 10 Creighton on ESPN2.
ASU Coach Bobby Hurley was ejected from the game at 9:47 of the second half

Score by periods	1st	2nd	Total
New Mexico State	40	41	81
ARIZONA STATE	38	32	70

Points	In	Off	2nd	Fast	Bench
NMSU	30	5	6	18	14
ASU	40	21	12	10	24

Last FG - NMSU 2nd-03:51, ASU 2nd-00:40.
Largest lead - NMSU by 16 2nd-09:47, ASU by 3 1st-19:30.
NMSU led for 32:28. ASU led for 05:26. Game was tied for 02:06.

Score tied - 2 times.
Lead changed - 7 times.

Official Basketball Box Score -- Game Totals -- Final Statistics
ARIZONA STATE vs SAN DIEGO STATE
12/10/2016 4:05 pm PST at Steve Fisher Court at Viejas Arena

ARIZONA STATE 74 - 6-4

#	Player		Total		3-Ptr		FT-FTA	Rebounds			PF	TP	A				TO	Blk	Stl	Min
			FG-FGA	FG-FGA	Off	Def		Tot												
00	HOLDER,TRA	g	5-12	1-5	6-6	3	2	5	0	17	4	4	0	1	36					
03	CUNLIFFE,SAM	f	1-7	1-2	0-0	1	5	6	3	3	2	3	0	0	28					
11	EVANS II,SHANNON	g	5-9	4-6	2-2	0	1	1	2	16	3	2	0	1	32					
33	VILA,RAMON	f	0-0	0-0	0-0	0	0	0	1	0	0	1	0	1	5					
44	JUSTICE,KODI	g	2-4	2-3	0-0	1	1	2	4	6	2	4	0	1	21					
04	GRAHAM,TORIAN	g	6-11	1-5	2-2	2	3	5	2	15	0	1	0	1	28					
05	OLEKA,OBINNA	g	4-9	1-2	6-8	4	8	12	1	15	1	1	1	2	29					
42	TSHISUMPA,JETHRO	g	1-2	0-0	0-0	2	1	3	3	2	0	0	5	0	21					
TEAM						0	0	0	0			2								
TOTALS			24-54	10-23	16-18	13	21	34	16	74	12	18	6	7	200	Deadball Rebounds: 1.1				
FG %	1st Half:	9-24	37.5%	2nd Half:	15-30	50.0%	Game:		24-54	44.4%										
3FG %	1st Half:	3-9	33.3%	2nd Half:	7-14	50.0%	Game:		10-23	43.5%										
FT %	1st Half:	4-6	66.7%	2nd Half:	12-12	100.0%	Game:		16-18	88.9%										

@SunDevilHoops Games 13-16

Official Basketball Box Score -- Game Totals -- Final Statistics
Central Arkansas vs ARIZONA STATE
12-22-16 1 p.m. MT at Tempe-Ned Wulk Court/Wells Fargo Arena

Central Arkansas 62 • 1-12

#	Player		Total		3-Ptr		Rebounds			PF	TP	A	TO	Blk	Stl	Min
			FG-FGA	FG-FGA	FT-FTA	Off	Def	Tot								
32	Brooks, Derreck	f	3-9	0-3	0-0	2	6	8	3	6	1	5	2	0	29	
22	Schmit, Tanner	c	1-6	0-1	0-0	1	3	4	3	2	1	1	0	0	16	
01	Howard, Jordan	g	5-19	3-14	0-0	0	5	5	3	13	4	2	0	0	32	
10	Kamba, Mathieu	g	5-9	0-0	3-6	7	8	15	2	13	3	2	0	1	30	
11	Lowery, Jeff	g	7-10	0-1	1-2	0	3	3	0	15	4	3	0	2	34	
02	Lee, Ethan		3-5	0-0	1-1	0	0	0	0	7	0	2	0	0	12	
04	Christensson, Albert		0-0	0-0	0-0	0	0	0	1	0	0	4	0	0	4	
12	Parnell, Darraja		2-7	0-1	0-0	0	4	4	1	4	0	0	0	1	15	
13	Iyekekpolor, Otas		0-0	0-0	0-0	0	1	1	4	0	1	0	0	0	9	
23	Weidenaar, Aaron		1-5	0-4	0-0	0	1	1	1	2	1	1	0	0	17	
33	Grant, Jordan		0-0	0-0	0-0	0	0	0	1	0	0	0	0	0	2	
	Team					4	1	5								
	Totals		27-70	3-24	5-9	14	32	46	19	62	15	20	2	4	200	
FG % 1st Half: 13-37			35.1%	2nd half: 14-33			42.4%	Game: 27-70			38.6%	Deadball Rebounds 2				
3FG % 1st Half: 1-13			7.7%	2nd half: 2-11			18.2%	Game: 3-24			12.5%					
FT % 1st Half: 1-2			50.0%	2nd half: 4-7			57.1%	Game: 5-9			55.6%					

ARIZONA STATE 98 • 7-6

#	Player	Total			3-Ptr			Rebounds			PF	TP	A	TO	Blk	Stl	Min
		FG-FGA	FG-FGA	FT-FTA	Off	Def	Tot										
00	Holder, Tra	7-16	3-9	5-8	0	2	2	0	22	9	4	0	4	34			
04	Graham, Torian	10-17	6-12	0-0	0	7	7	2	26	3	0	1	0	35			
05	Oleka, Obinna	5-8	1-3	7-10	4	13	17	2	18	2	1	1	0	33			
11	Evans II, Shannon	7-14	7-13	2-2	0	3	3	0	23	8	1	0	3	34			
12	Adams, Andre	1-1	0-0	0-0	1	1	2	0	2	0	0	0	0	3			
22	Witherill, Austin	0-2	0-2	2-2	0	1	1	0	2	0	0	0	0	7			
24	Jackson, Romaine	0-0	0-0	0-0	0	0	0	0	0	0	1	0	0	2			
25	Fogerty, Grant	0-0	0-0	0-0	0	0	0	0	0	0	0	0	0	1			
33	Vila, Ramon	0-0	0-0	0-0	0	0	0	0	0	0	0	0	0	4			
34	Odionu, Chris	0-0	0-0	0-0	0	0	0	0	0	0	0	0	0	1			
42	Tshisumpa, Jethro	1-2	0-0	0-0	0	2	2	4	2	0	0	2	0	13			
44	Justice, Kodi	1-6	1-6	0-0	0	1	1	1	3	5	3	0	4	33			
	Team				0	1	1										
	Totals	32-66	18-45	16-22	5	31	36	9	98	27	10	4	11	200			
FG % 1st Half: 18-38		47.4%	2nd half: 14-28		50.0%	Game: 32-66		48.5%							Deadball Rebounds		
3FG % 1st Half: 12-28		42.9%	2nd half: 6-17		35.3%	Game: 18-45		40.0%							3		
FT % 1st Half: 3-6		50.0%	2nd half: 13-16		81.3%	Game: 16-22		72.7%									

Officials: Rick Hartzell, Tom Nally, Casey McClellan
Technical fouls: Central Arkansas-None. ARIZONA STATE-None.
Attendance: 4479
ASU's next game is at Stanford, Friday, Dec. 30 at 6 p.m. PT(Pac-12 Network)

Score by periods	1st	2nd	Total	Points		In	Off	2nd	Fast	Bench
Central Arkansas	28	34	62	UCA	ASU	40	8	9	15	13
ARIZONA STATE	51	47	98	ASU	22	24	6	10	98	

Last FG - UCA 2nd-02:45, ASU 2nd-01:50.
Largest lead - UCA by 2 1st-19:24, ASU by 37 2nd-11:44.
UCA led for 00:20. ASU led for 37:41. Game was tied for 01:59.
Score tied - 2 times.
Lead changed - 1 time.

Official Basketball Box Score -- Game Totals -- Final Statistics
Arizona St. vs CAL
1/1/17 7:10 PM at Haas Pavilion, Berkeley, Calif.

Arizona St. 65 • 8-6,1-0 Pac-12

#	Player		Total		3-Ptr		Rebounds			PF	TP	A	TO	Blk	Stl	Min
			FG-FGA	FG-FGA	FT-FTA	Off	Def	Tot								
5	Oleka, Obinna	f	5-12	3-7	5-6	1	5	6	3	18	2	1	0	0	37	
42	Tshisumpa, Jethro	c	0-3	0-0	0-0	1	2	3	2	0	0	0	1	0	13	
0	Holder, Tra	g	6-11	1-3	1-3	1	4	5	2	14	1	1	0	2	37	
11	Evans II, Shannon	g	3-11	1-6	2-2	1	5	6	1	9	6	2	1	0	37	
44	Justice, Kodi	g	3-8	1-3	2-3	2	2	4	1	9	2	2	0	3	32	
1	O'Field, Maurice		0-0	0-0	0-0	0	0	0	1	0	0	0	0	0	4	
33	Vila, Ramon		1-2	0-0	0-0	0	0	0	3	2	0	0	0	0	6	
4	Graham, Torian		6-13	1-5	0-0	0	0	0	0	13	0	0	0	2	34	
	Team					1	0	1			1					
Totals			24-60	7-24	10-14	7	18	25	13	65	11	7	2	7	200	
FG % 1st Half: 15-31 48.4%			2nd half: 9-29 31.0%		Game: 24-60 40.0%		Deadball Rebound 2,1									
3FG % 1st Half: 6-13 46.2%			2nd half: 1-11 9.1%		Game: 7-24 29.2%											
FT % 1st Half: 1-2 50.0%			2nd half: 9-12 75.0%		Game: 10-14 71.4%											

CAL 81 • 9-4,0-1 Pac-12

#	Player		Total		3-Ptr		Rebounds			PF	TP	A	TO	Blk	Stl	Min
			FG-FGA	FG-FGA	FT-FTA	Off	Def	Tot								
1	Rabb, Ivan	f	7-10	2-2	4-4	3	12	15	4	20	5	2	1	0	32	
23	Bird, Jabari	f	7-15	2-9	0-0	0	3	3	2	16	2	4	1	0	37	
22	Okoroh, Kingsley	c	3-5	0-0	0-0	3	3	6	0	6	1	1	3	1	26	
13	Moore, Charlie	g	2-7	1-4	4-6	1	2	3	3	9	6	3	0	1	36	
3	Mullins, Grant	g	7-10	5-8	1-1	0	4	4	2	20	4	1	0	0	35	
12	Moute a Bidas, R		0-2	0-0	0-0	1	0	1	2	0	0	0	0	0	6	
14	Coleman, Don		0-0	0-0	0-0	0	0	0	0	0	0	0	0	0	2	
2	Singer, Sam		4-8	1-2	1-2	1	5	6	3	10	2	1	0	1	26	
	Team					0	1	1								
Totals			30-57	11-25	10-13	9	30	39	16	81	20	12	5	3	200	
FG % 1st Half: 13-29			44.8%	2nd half: 17-28	60.7%	Game: 30-57			52.6%	Deadball Rebound 2,1						
3FG % 1st Half: 7-15			46.7%	2nd half: 4-10	40.0%	Game: 11-25			44.0%							
FT % 1st Half: 5-6			83.3%	2nd half: 5-7	71.4%	Game: 10-13			76.9%							

Officials: Randy McCall, Chris Rastatter, Gerry Pollard
Technical fouls: Arizona St.-None. CAL-None.
Attendance: 8776

Score by periods	1st	2nd	Total	Points		In	Off	2nd	Fast	Bench
Arizona St.	37	28	65	ASU	CAL	18	13	5	6	15
CAL	38	43	81	CAL	36	6	11	9	10	

Last FG - ASU 2nd-01:41, CAL 2nd-00:26.
Largest lead - ASU by 5 1st-09:58, CAL by 16 2nd-00:26.
ASU led for 08:11. CAL led for 24:49. Game was tied for 07:00.
Score tied - 11 times.
Lead changed - 15 times.

Official Basketball Box Score -- Game Totals -- Final Statistics
ARIZONA STATE vs STANFORD
12/30/2016 6:02 p.m. at Stanford, Calif. (Maple Pavilion)

ARIZONA STATE 98 - 8-6 (1-0)

#	Player		Total		3-Ptr		Rebounds			PF	TP	A	TO	Blk	Stl	Min
			FG-FGA	FG-FGA	FT-FTA	Off	Def	Tot								
00	HOLDER,TRA	g	6-11	3-5	10-12	1	4	5	5	25	4	3	0	0	37	
05	OLEKA,OBINNA	f	1-7	1-3	8-11	1	5	6	3	11	0	3	0	1	26	
11	EVANS II,SHANNON	g	1-5	1-3	12-14	0	5	5	4	15	4	1	0	1	34	
42	TSHISUMPA,JETHRO	c	0-0	0-0	0-0	0	0	0	4	0	0	1	1	0	7	
44	JUSTICE,KODI	g	3-6	3-5	0-0	1	3	4	5	9	3	0	0	0	34	
01	O'FIELD,MAURICE		1-2	0-0	0-0	1	0	1	2	2	2	1	0	0	11	
04	GRAHAM,TORIAN		12-17	5-8	1-2	0	8	8	0	30	2	1	0	0	35	
22	WITHERILL,AUSTIN		0-0	0-0	0-0	0	0	0	0	0	0	0	0	0	0	
33	VILA,RAMON		2-3	0-0	2-4	1	0	1	3	6	0	0	0	1	16	
	TEAM					3	2	5	0				1			
TOTALS			26-51	13-24	33-43	8	27	35	26	98	15	11	1	3	200	
Deadball Rebounds: 5,1																
FG %	1st Half:	17-29	58.6%	2nd Half:	9-22	40.9%	Game:		26-51	51.0%						
3FG %	1st Half:	7-12	58.3%	2nd Half:	3-12	50.0%	Game:		13-24	54.2%						
FT %	1st Half:	11-14	78.6%	2nd Half:	22-29	75.9%	Game:		33-43	76.7%						

@SunDevilHoops Game 17 & 18

Official Basketball Box Score -- Game Totals -- Final Statistics
Utah vs ARIZONA STATE
01-07-17 3 p.m. MT at Tempe-Ned Wulk Court/Wells Fargo Arena

Utah 88 • 11-4; 2-1

#	Player		Total		3-Ptr		Rebounds			PF	TP	A	TO	Blk	Stl	Min
			FG-FGA	FG-FGA	FT-FTA	Off	Def	Tot								
13	Collette, David	f	7-12	0-0	4-5	2	3	5	3	18	2	2	2	0	34	
35	Kuzma, Kyle	f	11-17	3-4	1-5	4	8	12	2	26	4	2	2	1	36	
01	Zamora, JoJo	g	7-9	2-4	2-2	0	1	1	0	18	1	1	0	0	37	
03	Daniels, Devon	g	6-8	2-3	1-2	0	7	7	3	15	3	3	0	1	29	
15	Bonam, Lorenzo	g	2-7	0-2	3-4	2	7	9	3	7	7	4	1	3	36	
02	Barefield, Sedrick		1-3	1-2	0-0	0	0	0	1	3	0	1	0	1	10	
05	Van Dyke, Parker		0-0	0-0	0-0	0	0	0	0	0	0	0	0	0	5	
21	Rawson, Tyler		0-3	0-0	1-2	1	2	3	2	1	3	2	1	0	8	
30	Bealer, Gabe		0-2	0-1	0-0	0	0	0	0	0	0	0	0	0	3	
34	Johnson, Jayce		0-1	0-0	0-0	0	0	0	1	0	0	0	0	0	2	
Team						0	3	3								
Totals				34-62	8-16	12-20	9	31	40	15	88	20	15	6	6	200
FG % 1st Half: 14-33 42.4% 2nd half: 20-29 69.0% Game: 34-62 54.8%																
3FG % 1st Half: 3-8 37.5% 2nd half: 5-8 62.5% Game: 8-16 50.0%																
FT % 1st Half: 3-6 50.0% 2nd half: 9-14 64.3% Game: 12-20 60.0%																
															Deadball Rebounds 2	

ARIZONA STATE 82 • 9-8; 2-2

#	Player		Total		3-Ptr	Rebounds			PF	TP	A TO Blk Stl				Min
			FG-FGA	FG-FGA	FT-FTA	Off	Def	Tot			A	TO	Blk	Stl	
05	Oleka, Obinna	f	4-9	0-3	0-0	1	12	13	5	8	2	2	1	1	34
33	Vila, Ramon	f	2-3	0-0	1-2	0	0	0	2	5	0	0	2	0	15
00	Holder, Tra	g	6-15	1-6	3-4	0	2	2	2	16	4	2	0	0	37
11	Evans II, Shannon	g	9-16	1-5	2-3	2	1	3	4	21	1	1	0	0	35
44	Justice, Kodi	g	5-11	3-7	4-5	1	2	3	3	17	5	2	0	3	35
01	O'Field, Maurice		0-0	0-0	0-0	0	0	0	0	0	0	0	0	0	5
04	Graham, Torian		6-13	3-6	0-0	0	6	6	3	15	1	1	0	1	31
42	Tshisumpa, Jethro		0-0	0-0	0-0	0	0	0	1	0	0	1	1	0	8
Team						1	2	3							
Totals			32-67	8-27	10-14	5	25	30	20	82	13	10	4	5	200
FG % 1st Half: 15-30 50.0% 2nd half: 17-37 45.9% Game: 32-67 47.8%															Deadball Rebounds 3
3FG % 1st Half: 6-16 37.5% 2nd half: 2-11 18.2% Game: 8-27 29.6%															
FT % 1st Half: 1-2 50.0% 2nd half: 9-12 75.0% Game: 10-14 71.4%															

Officials: Mike Scyphers, Larry Spaulding, Kelly Pfeifer
Technical fouls: Utah-Collette, David. ARIZONA STATE-None.
Attendance: 6501
ASU's next game is Thursday, Jan. 12 at Arizona at 7 p.m. (ESPN or ESPN2)

Score by periods	1st	2nd	Total	In	Off	2nd	Fast
Utah	34	54	88	Paint	T/O	Chance	Break
ARIZONA STATE	37	45	82	46	15	13	16
				40	20	9	7

Last FG - UTah 2nd-01:22, ASU 2nd-00:28.
Largest lead - UTah by 10 2nd-02:53, ASU by 10 1st-07:49.
UTAH led for 19:46. ASU led for 16:33. Game was tied for 03:41.

Official Basketball Box Score -- Game Totals -- Final Statistics
Arizona State vs Arizona
01/12/17 7:00 p.m. at Olson Court, McKale Center

Arizona State 75 • 9-9, 2-3 PAC-12

#	Player		Total		3-Ptr	Rebounds					A	TO	Blk	Stl	Min
			FG-FGA	FG-FGA	FT-FTA	Off	Def	Tot	PF	TP					
05	Oleka, Obinna	f	9-15	2-4	2-2	4	5	9	2	22	1	1	1	2	39
42	Tshisumpa, Jethro	f	0-0	0-0	0-0	0	0	0	0	0	0	0	0	1	5
00	Holder, Tra	g	6-10	1-2	7-8	1	2	3	3	20	2	2	0	0	38
11	Evans II, Shannon	g	1-8	1-6	2-4	0	3	3	2	5	8	2	0	0	38
44	Justice, Kodi	g	3-8	2-4	0-1	1	3	4	4	8	2	1	0	0	29
04	Graham, Torian		7-15	4-11	0-0	0	1	1	3	18	2	4	1	1	36
33	Vila, Ramon		1-1	0-0	0-0	0	1	1	4	2	0	0	0	0	15
	Team					1	0	1				1			
Totals			27-57	10-27	11-15	7	15	22	18	75	15	11	2	4	200
FG % 1st Half: 10-27 37.0%			2nd half: 17-30 56.7%		Game: 27-57 47.4%										Deadball Rebounds 1,2
3FG % 1st Half: 0-9 0.0%			2nd half: 10-18 55.6%		Game: 10-27 37.0%										
FT % 1st Half: 5-6 83.3%			2nd half: 6-9 66.7%		Game: 11-15 73.3%										

Arizona 91 • 16-2, 5-0 PAC-12

#	Player		Total		3-Ptr	Rebounds			PF	TP	A TO Blk Stl				Min
			FG-FGA	FG-FGA	FT-FTA	Off	Def	Tot			A	TO	Blk	Stl	
10	Markkanen, Lauri	f	12-18	4-7	2-4	5	3	8	2	30	0	0	0	0	30
14	Ristic, Dusan	c	6-9	1-1	3-3	4	3	7	0	16	1	1	0	0	25
01	Alkins, Rawle	g	2-8	0-3	1-2	1	5	6	1	5	4	1	1	2	31
02	Simmons, Kobi	g	5-9	3-6	0-0	0	4	4	3	13	5	2	0	0	33
05	Allen, Kadeem	g	5-9	1-3	7-10	0	4	4	3	18	8	3	1	4	31
00	Jackson-Cartwright		0-2	0-1	0-1	1	0	1	4	0	5	0	0	3	23
21	Comanche, Chance		4-4	0-0	1-2	0	3	3	1	9	0	2	0	0	18
25	Pinder, Keanu		0-1	0-0	0-0	0	3	3	1	0	2	1	0	0	9
Team						1	1	2							
Totals			34-60	9-21	14-22	12	26	38	15	91	25	12	2	9	200
FG % 1st Half: 19-31			61.3%	2nd half: 15-29			51.7%	Game: 34-60			56.7%	Deadball			
3FG % 1st Half: 5-10			50.0%	2nd half: 4-11			36.4%	Game: 9-21			42.9%	Rebounds			
FT % 1st Half: 2-4			50.0%	2nd half: 12-18			66.7%	Game: 14-22			63.6%	5			

Officials: David Hall, Randy McCall, Eric Curry
Technical fouls: Arizona State-TEAM. Arizona-None.
Attendance: 14644
TV: ESPN2

Score by periods	1st	2nd	Total	In	Off	2nd	Fast
Arizona State	25	50	75	Paint	T/O	Chance	Break
Arizona	45	46	91	28	15	9	6
				34	12	19	10

Last FG - ASU 2nd-00:11, ARIZ 2nd-00:54.
Largest lead - ASU None, ARIZ by 24 1st-04:37.
ASU led for 00:00. ARIZ led for 39:45. Game was tied for 00:15.

2016-17 SUN DEVIL HIGHS AND LOWS

SUN DEVIL TEAM HIGHS

POINTS: 127 vs. CITADEL
FIELD GOALS: 42 vs. CITADEL
FIELD GOAL ATTEMPTS: 78 vs. CITADEL
FIELD GOAL%: .538 vs. CITADEL (42-78)
3-PT FIELD GOALS: 18 vs. CENTRAL ARKANSAS/UNLV
3-PT FIELD GOALS ATT: 45 vs. ARKANSAS
3-PT % (10 ATT.): .542 at Stanford (13-24)
FREE THROWS: 33 at Stanford/vs. CAL POLY
FREE THROWS ATTEMPTED: 43 at Stanford
FREE THROW % (10 ATT.): .909 vs. COLORADO (10-11)
REBOUNDS: 47 vs. PORTLAND STATE
ASSISTS: 27 vs. CENTRAL ARKANSAS
STEALS: 11 vs. CENTRAL ARKANSAS
BLOCKS: 6 (four times)
TURNOVERS: 18 at San Diego State
FOULS: 27 vs. UNLV
FIRST HALF POINTS: 55 vs. CITADEL
SECOND HALF POINTS: 72 vs. CITADEL

SUN DEVIL TEAM LOWS

POINTS: 60 vs. Davidson
FIELD GOALS: 22 vs. Davidson, Northern Iowa
FIELD GOAL ATTEMPTS: 51 at Stanford
FIELD GOAL%: .324 vs. Davidson (22-68)
3-PT FIELD GOALS: 4 (twice)
3-PT FIELD GOALS ATT: 19 (twice)
3-PT % (10 ATT.): .154 vs. #18 Purdue (4-26)
FREE THROWS: 7 vs. Davidson
FREE THROWS ATTEMPTED: 11 vs. COLORADO
FREE THROW % (10 ATT.): .538 vs. Davidson (7-13)
REBOUNDS: 22 at #16 Arizona
ASSISTS: 9 vs. Northern Iowa
STEALS: 2 vs. CAL POLY
BLOCKS: 1 at Stanford
TURNOVERS: 7 at California
FOULS: 9 vs. CENTRAL ARKANSAS
FIRST HALF POINTS: 21 vs. #18 Purdue
SECOND HALF POINTS: 28 at California

SUN DEVIL INDIVIDUAL HIGHS

POINTS: 30 by Graham at Stanford
FIELD GOALS: 12 by Graham at Stanford
FIELD GOAL ATTEMPTS: 21 GRAHAM VS. #9 CREIGHTON
FIELD GOAL% (6 MAKES): .818 GRAHAM vs. PORT. ST. (9-11)
3-PT FGS: 7 by EVANS II vs. CENTRAL ARKANSAS
3-PT ATT: 13 by EVANS II vs. CENTRAL ARKANSAS
3-PT % (5 MADE): .833, JUSTICE vs. CITADEL/GRAHAM vs. PSU
FREE THROWS: 12 (twice) by Evans II at Stanford/vs. CAL POLY
FT ATTEMPTED: 14 by Evans II at Stanford
FREE THROW % (12 ATT.): EVANS II vs. PORTLAND ST. (12-12)
REBOUNDS: 17 by OLEKA vs. CENTRAL ARKANSAS
ASSISTS: 9 by HOLDER vs. CENTRAL ARKANSAS
STEALS: 4 (twice)
BLOCKS: 5, Tshisumpa at San Diego State
TURNOVERS: 6, Holder vs. Northern Iowa
FOULED OUT: 10, Tshisumpa (2), Justice (4), Holder (2), Oleka (1), Vila (1)

OPPONENT TEAM HIGHS

POINTS: 115 vs. #1 Kentucky
FIELD GOALS: 44 vs. #1 Kentucky
FIELD GOAL ATTEMPTS: 84 vs. CITADEL/#1 Kentucky
FIELD GOAL%: .594 vs. #18 Purdue (39-64)
3-PT FIELD GOALS: 15 by #18 Purdue
3-PT FIELD GOALS ATT: 37 by CITADEL
3-PT % (10 ATT.): .560 by #9 CREIGHTON (14-25)
FREE THROWS: 25 by UNLV
FREE THROWS ATTEMPTED: 36 by UNLV
FREE THROW % (10 ATT.): .900 by COLORADO (18-20)
REBOUNDS: 59 by #1 Kentucky
ASSISTS: 33 by #1 Kentucky
STEALS: 12 at San Diego State
BLOCKS: 9 by #1 Kentucky
TURNOVERS: 20 by CENTRAL ARKANSAS
FOULS: 29 by CAL POLY
FIRST HALF POINTS: 58 by #1 Kentucky
SECOND HALF POINTS: 65 by CITADEL

OPPONENT TEAM LOWS

POINTS: 62 vs. CENTRAL ARKANSAS
FIELD GOALS: 19 by Davidson
FIELD GOAL ATTEMPTS: 46 by Davidson
FIELD GOAL%: .368 at San Diego State (21-57)
3-PT FIELD GOALS: 3 by CENTRAL ARKANSAS
3-PT ATT: 16 by UTAH
3-PT % (10 ATT.): .125 by CENTRAL ARKANSAS (3-24)
FREE THROWS: 5 by CENTRAL ARKANSAS
FREE THROWS ATTEMPTED: 8 by #18 Purdue
FREE THROW % (10 ATT.): .545 by CAL POLY (12-22)
REBOUNDS: 25 at Stanford
ASSISTS: 9 at San Diego State
STEALS: 1 at Stanford
BLOCKS: 1 (3 times)
TURNOVERS: 7 at Stanford
FOULS: 15 (three times)
FIRST HALF POINTS: 28 by CENTRAL ARKANSAS
SECOND HALF POINTS: 31 at San Diego State

OPPONENT INDIVIDUAL HIGHS

POINTS: 35 (twice) by Sheffield at Stanford/White of CU
FIELD GOALS: 12 by Markkanen at #16 Arizona
FIELD GOAL ATTEMPTS: 20 (twice)
FIELD GOAL% (10 MAKES): .917 by HARRIS of CITADEL (11-12)
3-PT FGS: 6 by Huggins of NMSU
3-PT ATT: 14 by HOWARD of CENTRAL ARKANSAS
3-PT % (5 MADE): .714 (TWICE) (5-7)
FREE THROWS: 16 by Gibbs of Davidson
FT ATTEMPTED: 21 by Gibbs of Davidson
FREE THROW % (12 ATT.): .WHITE of COLORADO (12-12)
REBOUNDS: 15 (twice)
ASSISTS: 10 by Monk of #1 Kentucky
STEALS: 5 by Kell at San Diego State
BLOCKS: 3 (five times)
TURNOVERS: 6 by WHITE of COLORADO
FOULED OUT: 5 times



2016-17 SUN DEVIL BASKETBALL

2016-17 SUN DEVIL TV ROSTER



#0 TRA HOLDER

6-1/180/JR
LOS ANGELES, CA



#1 MAURICE O'FIELD

6-5/210/JR
CLEVELAND, OHIO



#4 TORIAN GRAHAM

6-5/195/SR
DURHAM, NC



#5 OBINNA OLEKA

6-8/225/SR
WASHINGTON, D.C



#11 SHANNON EVANS II

6-1/160/JR
SUFFOLK, VA.




#12 ANDRE ADAMS

6-9/225/RFR
DURHAM, N.C.



#13 VITALIY SHIBEL

6-9/195/FR
LEE ACADEMY/UKRAINE



#22 AUSTIN WITHERILL

6-0/170/SO
GILBERT, AZ.



#23 ROMELLO WHITE

6-8/220/FR
SUWANEE, GA




#33 RAMON VILA

6-8/230/FR
BARCELONA, SPAIN



#42 JETHRO TSHISUMPA

6-10/260/FR
DEMOCRATIC REPUBLIC OF
CONGO



#44 KODI JUSTICE

6-5/190/JR
MESA, AZ