

# 2017 Sun Devil Baseball

## GAME NOTES - UTAH

### ARIZONA STATE

23-29 (8-19 Pac-12)

@ASU\_Baseball

@TheSunDevils

#### GAMES 53-55

May 26-28

10:30/10:30/10:30

Phoenix Muni Stadium

Salt Lake City

Watch: Pac-12 Network

Radio: 100.7 KSLX HD2 (Fri.)

1060 AM/TuneIn (Sat./Sun.)

### Utah

24-24 (12-15 Pac-12)

@UtahBaseball

@UtahAthletics

Five-Time NCAA Champions (1965, 1967, 1969, 1977, 1981) | 22 College World Series Appearances | 21 Conference Championships | 123 All-Americans | 14 National Players of the Year | 10 College Baseball Hall of Fame



ASU\_BASEBALL



SUN DEVIL BASEBALL



ASU\_BASEBALL

#### MEDIA RELATIONS CONTACT

Jeremy Hawkes

jdhawkes@asu.edu | C: 520-403-0121 | O: 480-965-9544

#### #10THINGS (Twitter-Friendly Notes)

1. @Connor\_Higgins7 had a 27.00 ERA in his first three games this year. Since, he has a 2.67 ERA with 3 wins, 4 saves in 14 relief app..
2. The 11 Devils who've combined for ASU's 36 homers this season entered 2017 with seven D-I collegiate homers between them.
3. The Sun Devils have 26 home runs and 88 extra-base hits in last 28 games after 10 and 55 in first 24 games.
4. The 36 @asu\_baseball home runs this season is notable as the Devils had 35 in the entirety of 2016.
5. @CarterRoo21 has four games this season with 3+ RBIs, notable as no other Sun Devil has more than two.
6. ASU is slugging .444 with 26 homers over the last 28 games after straight the season slugging .361 with 10 HRs in first 24 games.
7. @gagecanning is the first Devil to have at least 10 games with 3+ hits since Jason Kipnis had 13 back in 2009.
8. @ASU\_Baseball leads the Pac-12 with 22 triples this season, six more than any conference team and 10th nationally.
9. @HunterBishop9 is tied for the team lead with 9 multi-RBI games this season and has a hit in 20 of his last 23 games.
10. @gagecanning is the only player in the Pac-12 to have 6+ doubles (12), triples (8) and home runs (6) this season.

#### #BYTHENUMBERS

The Sun Devils are fourth in the Pac-12 this year with **36 home runs** by 11 different players. That total is notable as those 11 players had combined for just seven Division I collegiate home runs in their lifetimes combined entering the season. The Sun Devils have 26 home runs in the last 28 games, notable as they had 10 home runs in the first 24 games of the season. The Sun Devils had 35 home runs in all of the 2016 season, a total they have topped this year and still have three games yet to play.

The Sun Devils easily lead the Pac-12 with **22 triples this season** - six more than any other conference team and 10th in the country. The power numbers have been night and day in the second half the season. Through the first 24 games, ASU slugged .361 with just 10 home runs and 54 extra-base hits. In the last 28 games, ASU is slugging .444 with 26 home runs and 88 extra-base hits. The extra bases of late have boosted the Devils into third in the Pac-12 with a .406 slugging percentage on the year

Gage Canning is the only player in the Pac-12 to have 6 or more doubles (12), triples (8) and home runs (6) this season. Canning's eight triples easily lead the Pac-12 and are currently second in the nation. The sophomore has three or more hits 10 times this season, becoming the first Sun Devil player to reach double digits since Jason Kipnis had 13 such games in 2009. Canning has been a perfect 125-of-125 on fielding chances as well, having not had a single error this season - the only Sun Devil on the roster to accomplish the feat regardless of total games played.

Connor Higgins started the year with a 27.00 ERA in just 1.1 IP in three appearances over ASU's first 13 games on the season. Since then, Higgins has been arguably the top pitcher out of the bullpen, leading the team with a 2.67 ERA since that opening 13-game stretch in 12 relief appearances. Higgins is third on the team with three wins (all coming in that span) **and leads the team with four saves**. Higgins has 26 strikeouts to 10 walks while allowing just 11 earned runs overall in relief.

#### 2017 @ASU BASEBALL Schedule

Date	Opponent	Time/Score
Feb. 17	Northwestern^	W, 3-1
Feb. 17	Northwestern^	W, 4-3
Feb. 18	Northwestern^	W, 6-2
Feb. 21	#20 Oklahoma State #	L, 4-18
Feb. 24	at #1 TCU	W, 13-9
Feb. 25	at #1 TCU	L, 4-8
Feb. 26	at #1 TCU	L, 2-5
Feb. 28	New Mexico State^	W, 12-5
March 3	Loyola Marymount^	W, 2-1
March 4	Loyola Marymount^	L, 2-3
March 5	Loyola Marymount^	L, 5-8
March 7	Cal State Fullerton^	L, 4-13
March 8	Cal State Fullerton^	L, 4-10
March 10	Long Beach State^	W, 7-6 (10)
March 11	Long Beach State #	W, 9-4
March 12	Long Beach State #	W, 8-5
March 16	#2 Oregon State*#	L, 0-2
March 17	#2 Oregon State*#	L, 1-10
March 18	#2 Oregon State*^	L, 0-4
March 24	at USC*	L, 4-5 (11)
March 25	at USC*#	W, 7-0
March 26	at USC*#	L, 4-7
March 28	UNLV^	W, 5-4
March 31	UCLA*^	L, 3-9
April 1	UCLA*^	W, 5-4
April 2	UCLA*^	L, 4-17
April 4	at #8 Arizona	L, 2-11
April 7	at Cal*#	L, 6-9
April 8	at Cal*#	L, 4-5
April 9	at Cal*#	L, 2-10
April 11	UNLV^	W, 5-3
April 13	Washington State*^	W, 6-5
April 14	Washington State*^	W, 10-7
April 15	Washington State*^	W, 5-4
April 18	at UNLV	L, 12-13
April 21	CSU Bakersfield^	W, 12-6
April 22	CSU Bakersfield^	W, 4-2
April 23	CSU Bakersfield^	L, 6-8
April 28	at Oregon*	L, 0-2
April 29	at Oregon*	W, 4-3
April 30	at Oregon*	L, 2-3
May 5	#13 Stanford*^	L, 5-7
May 6	#13 Stanford*^	L, 8-13
May 7	#13 Stanford*^	W, 9-6
May 9	at #13 Arizona #	W, 14-13
May 12	at Washington*	L, 0-4
May 13	at Washington*	W, 8-5
May 14	at Washington*	L, 0-4
May 16	at Seattle	W, 6-4
May 18	Arizona*#	L, 5-6
May 19	Arizona*#	L, 1-3
May 20	Arizona*#	L, 5-9
May 26	at Utah*#	10:30 AM
May 27	at Utah*#	10:30 AM
May 28	at Utah*#	10:30 AM

All times local

\* - Indicates a Pac-12 Conference game

# - Indicates a Pac-12 Network Game

^ - Indicates a Pac-12 Live Stream Game

#### Pac-12 Rankings (Through 5/15)

Team	W-L	Pct	W-L	Pct	Last 10	Streak
Oregon State	27-3	.900	45-4	.918	10-0	W12
Stanford	18-9	.667	37-14	.725	8-2	W4
UCLA	17-10	.630	28-24	.538	6-4	L1
Arizona	15-12	.556	36-17	.679	8-2	W5
California	13-14	.481	23-28	.451	3-7	W1
Washington	12-15	.444	26-25	.510	2-8	L3
Utah	12-15	.444	24-24	.500	5-5	L3
Oregon	11-16	.407	29-23	.558	3-7	W2
Washington State	10-17	.370	24-26	.480	5-5	L4
Arizona State	8-19	.296	23-29	.442	4-6	L3
USC	7-20	.259	20-32	.385	1-9	L2

#### PROJECTED STARTERS

ASU	ERA	W-L	IP	SO	BB	Opp. Avg
LHP Eder Erives	3.93	1-4	52.2	38	28	.244
LHP Eli Lingos	4.00	6-6	83.1	64	25	.301
TBD						

UTAH	ERA	W-L	IP	SO	BB	Opp. Avg
RHP Jayson Rose	3.66	7-3	86.0	76	39	.251
RHP Riley Otteson	4.98	4-4	86.2	61	30	.257
LHP Josh Lapiana	5.23	3-6	72.1	56	25	.317

Five-Time NCAA Champions (1965, 1967, 1969, 1977, 1981) | 22 College World Series Appearances | 21 Conference Championships

123 All-Americans | 14 National Players of the Year | 10 College Baseball Hall of Fame Members

414 Major League Baseball Draft Picks | 108 Major Leaguers | 49 Major League Baseball First-Round Draft Picks

TWITTER: @ASU\_BASEBALL

INSTAGRAM: @ASU\_BASEBALL

FACEBOOK: SUNDEVILBASEBALL

# 2017 Sun Devil Baseball

## QUICK FACTS/MEDIA INFO

### GENERAL INFORMATION

Location.....	Tempe, Ariz.
Founded.....	1885
Enrollment.....	91,322
Nickname.....	Sun Devils
School Colors.....	Maroon and Gold
Home Field.....	Phoenix Municipal Stadium
Capacity.....	5,300
Packard Dimensions.....	Lines: 345 Alleys: 390 CF: 410
Surface.....	Grass
Affiliation.....	NCAA Div. I
Conference.....	Pac-12
President.....	Dr. Michael Crow
VP of Athletics.....	Ray Anderson
Sports Medicine Director.....	Kenny McCarty
Facility Management.....	Mike Chismar
Athletic Dept. Phone.....	(480) 965-3482
Ticket Office Phone.....	(480) 727-0000
Athletics Department Address.....	Carson Student-Athlete Center 500 East Veteran's Way P.O. Box 872505 Tempe, AZ 85287-2505

### PROGRAM HISTORY

First Year of Baseball.....	1907 (7-2)
Start of NCAA Baseball.....	1959 (28-18-1)
All-Time Record.....	2546-1066-4 (.707)*
National Championships.....	5 ('65, '67, '69, '77, '81)
Years in CWS/Last.....	22 (2010)*
All-Time CWS Record.....	61-38 (.616)*
NCAA Appearances/Last.....	39 (2016)*
NCAA Tournament Record.....	169-78 (.687)*
Best Record All-time.....	64-6 (.914) - 1972
Last All-American.....	2016 (3)

..... Seth Martinez (RHP/2nd Team)  
..... David Greer (3B/3rd Team)  
..... Colby Woodmansee (SS/3rd Team)

\*- ASU vacated 44 wins, the Pac-10 title and the College World Series appearance from 2007. Records do not reflect the vacations.

### COACHING STAFF

Head Coach.....	Tracy Smith (3rd/21st overall)
Alma Mater.....	Miami (Ohio) (1989)
Record at ASU (Years).....	93-75 (3)
Career Division I (Years).....	697-532-1 (21)
Assistant Coach.....	Ben Greenspan (2nd year)
Assistant Coach.....	Fred Nori (1st Year)
Volunteer Assistant Coach.....	Michael Earley (1st year)
Video Coordinator.....	Abe Ruiz (2nd year)
Dir. of Operations.....	Brendan Cunningham (8th year)
Strength & Conditioning.....	Jason Robbins (3rd year)
Dir. of Community Relations.....	Armando Flores (10th year)

### SPORTS INFORMATION

Baseball Contact.....	Jeremy Hawkes
Office.....	480-965-9544
Cell.....	520-403-0121
Email.....	jdhawkes@asu.edu
Director of Sports Information.....	Doug Tammaro
Email.....	tammaro@asu.edu

### 2016 RECAP

Overall Record.....	36-23
Conference record.....	16-14
Home record.....	21-12
Away record.....	13-10
Neutral site record.....	2-1
Postseason.....	NCAA Regional (TCU)
Final national finish.....	T-17th
Conference finish.....	T-3rd
Players Drafted.....	4

### TEAM INFORMATION

Letterwinners Returning/Lost.....	19/15
.....	Pitchers - 11/7
.....	Position Players - 8/8
Returning Pitchers (min. 13 app./20 inn.).....	5
Returning Position (min. 30 GP).....	7
Total Newcomers.....	15
Newcomers Drafted.....	4

## MEDIA INFORMATION

### Credentials

All credential requests should be sent via email to Jeremy Hawkes (jdhawkes@asu.edu).

### Interview Policy

Arizona State will typically host weekly media availability every Tuesday and Wednesday at Phoenix Municipal Stadium prior to practice at approximately 1 p.m. On weeks of a Tuesday midweek game at home, the Tuesday postgame press conference will serve as the week's availability. Media planning to attend must contact Jeremy Hawkes ahead of time and inform him of their plans. Throughout the season's schedule, ASU will host postgame interviews in the Omaha Room located in the home locker room following after coach's postgame talk with the team. Media members must request players at the beginning of the ninth inning (or earlier in games that look to be blowouts). Please contact Jeremy Hawkes or a member of the media relations staff in the press box to coordinate those interviews. Media members who wish to schedule an interview outside of practice must contact Jeremy Hawkes.

### Photography/Videography

Accommodations for B-Roll purposes at practice can be made through Jeremy Hawkes (jdhawkes@asu.edu). During games, credentials must be worn in plain view throughout the game while on the field and all photographers must adhere to painted lines and instructions given by security personnel and/or Arizona State staff members at all times. Shooting areas are designated camera wells on the far side of both the visitor's and home team's dugouts. Contact Jeremy Hawkes for any details regarding shooting game action.

### Media Highlights Policy

Highlights include Pac-12 Networks/ESPN/FOX broadcasts and all home hosted non-televised competitions, including those that are live streamed. ESPN networks (i.e., ESPN, ESPN2, ESPNU) will also televise all NCAA College World Series games from Saturday, June 17, through Wednesday, June 28. No other broadcast network or Internet entity, other than ESPN, may air these games, nor show highlights of these games until the ESPN broadcast is off the air. Broadcast networks / television stations may use up to three (3) minutes (per newscast) of video footage from any one game or five (5) minutes total of video footage from all games played on that particular day of competition for up to 72 hours following the game / broadcast. No media entity (commercial or noncommercial) is allowed to display any game video on its website. If a commercial broadcast entity wishes to license video footage beyond the previously described time period (72 hours), all requests to obtain clips or copies of NCAA championships / events (e.g., game / program records, melt / highlight tapes) need to go through the NCAA / T3 Media online footage request system, which can be found at the following website: <http://www.t3licensing.com/video/home/ncaa.do>.

### 2017 Media Coverage

There will be no shortage of ways to follow the Sun Devils throughout the 2017 campaign as a record 43 of ASU's 55 total games this season will be broadcast on television or via live stream. Every single one of the Sun Devils' 33 home games will be available to fans via the Pac-12 Networks or the Pac-12 Live Stream online and a total of 17 games overall are scheduled to be televised live through the Pac-12 Networks.

The Sun Devil Sports Radio Network is scheduled to broadcast 35 Sun Devil Baseball games this season between NBC Sports Radio AM 1060 and 100.7 KSLXHD. Fans can listen to the broadcasts on the radio or via the TuneIn app on thesundevils.com. Links to the streaming audio can be found on the online baseball schedule.

Tim Healey is set to serve his 19th season as the "Voice of the Sun Devils" on baseball broadcasts and will be joined for the second-straight season by color analyst Max Rositer, who was an all-conference catcher for the Devils from 2012-13.

Head Coach Tracy Smith's weekly radio show, "Dugout Chatter," will debut on March 29 on NBC Sports Radio AM 1060. The 30-minute show will run each Wednesday at 8 p.m. for nine weeks and is hosted by the Tim Healey.

**PHOENIX --** Sun Devil Baseball concludes the 2017 season this season with a three-game Pac-12 series on the road at Utah in Salt Lake City. The series will get underway on Friday, May 25 at 10:30 a.m. PT. Saturday and Sunday's efforts will commence at 10:30 a.m. as well.

### Follow the Action

- The three-game series against the Utes will be broadcast live on the Pac-12 Network with Daron Sutton on the call alongside analyst Kevin Stocker.
- The Sun Devil Sports Radio Network is scheduled to broadcast Saturday and Sunday's games against the Utes on NBC Sports 1060 AM and 100.7 KSLX HD 2. Friday's tilt will only be available on 100.7 KSLX 2. All games will also be available through the TuneIn app on TheSunDevils.com. Broadcaster Tim Healey is set to serve his 19th season as the "Voice of the Sun Devils" on baseball broadcasts and will be joined for the second-straight season by color analyst Max Rossiter, who was an all-conference catcher for the Devils from 2012-13.
- Fans are encouraged to follow the Devils on Twitter @ASU\_Baseball for updates throughout the week.

### Scouting the Utes

- ASU is 38-8 all-time in the series against Utah and 4-1 in series' against the Utes since they joined the Pac-12 Conference with three sweeps in that span.
- Utah ranks third in the Pac-12 in on-base percentage (.374) and fourth in batting average (.286). The Utes are second in the league in RBI (262) and runs scored (291) while ranking fourth in total hits (483).
- On the mound, Utah is sixth in the conference with a 4.16 ERA. Utah leads the league in pickoffs (12) and is second in the conference in fewest home runs allowed (21).
- Dallas Carroll and DaShawn Keirse, Jr., are two of the best hitters in the league. Carroll is fourth in the league in batting average (.365), while ranking second in on-base percentage (.461) and slugging percentage (.577). Keirse is third in the conference in hits per game (1.49) and ranks ninth in batting average (.335). He is tied for second in the conference with five triples.
- Jayson Rose is seventh in the Pac-12 with 76 strikeouts, and is tied for fourth in the league with seven victories (7-3).

### Eli's Coming

- Eli Lingos, who earned first team Pac-12 All-Academic honors in 2016, has quickly solidified himself as the team's ace this season after entering the year as the Friday Night Starter.

### NUMERICAL QUICK ROSTER

No.	Name	Pos.	B/T	Cl.
3	Chaz Montoya	LHP	L/L	Fr.
4	Andrew Snow	IF	R/R	Jr.
7	Eder Erives	RHP	R/R	Sr.
8	Alec Marsh	RHP	R/R	Fr.
9	Sam Ferri	C	R/R	Fr.
10	Jeremy McQuin	IF	S/R	So.
11	Connor Higgins	LHP	R/L	So.
12	Gage Canning	OF	L/R	So.
14	Jake Godfrey	RHP	R/R	Jr.
15	Eli Lingos	LHP	L/L	Jr.
17	Ryan Hingst	RHP	R/R	Jr.
18	Reagan Todd	LHP	L/L	RS So.
19	Jackson Willeford	IF	L/R	RS Sr.
21	Carter Aldrete	IF	R/R	Fr.
22	Fitz Stadler	RHP	R/R	So.
24	Hunter Bishop	OF	L/R	Fr.
25	Tyler Williams	OF	R/R	So.
27	Lyle Lin	C	R/R	Fr.
29	Grant Schneider	RHP	R/R	Jr.
30	Zach Cerbo	C	R/R	Sr.
32	Garvin Alston Jr.	LHP	L/L	So.
37	Myles Denson	OF	R/R	Fr.
38	Tanner West	LHP	L/L	Fr.
39	James Ryan	RHP	R/R	So.
40	Nick Cheema	C	R/R	Fr.
44	Spencer Van Scoyoc	LHP	L/L	Fr.
47	Taylor Lane	IF	R/R	Jr.
48	Zane Strand	RHP	R/R	Fr.

### ALPHABETICAL QUICK ROSTER

No.	Name	Pos.	B/T	Cl.
21	Carter Aldrete	IF	R/R	Fr.
32	Garvin Alston Jr.	LHP	L/L	So.
24	Hunter Bishop	OF	L/R	Fr.
12	Gage Canning	OF	L/R	So.
30	Zach Cerbo	C	R/R	Sr.
40	Nick Cheema	C	R/R	Fr.
37	Myles Denson	OF	R/R	Fr.
7	Eder Erives	RHP	R/R	Sr.
9	Sam Ferri	C	R/R	Fr.
14	Jake Godfrey	RHP	R/R	Jr.
11	Connor Higgins	LHP	R/L	So.
17	Ryan Hingst	RHP	R/R	Jr.
47	Taylor Lane	IF	R/R	Jr.
27	Lyle Lin	C	R/R	Fr.
15	Eli Lingos	LHP	L/L	Jr.
8	Alec Marsh	RHP	R/R	Fr.
10	Jeremy McQuin	IF	S/R	So.
3	Chaz Montoya	LHP	L/L	Fr.
39	James Ryan	RHP	R/R	So.
29	Grant Schneider	RHP	R/R	Jr.
4	Andrew Snow	IF	R/R	Jr.
22	Fitz Stadler	RHP	R/R	So.
48	Zane Strand	RHP	R/R	Fr.
18	Reagan Todd	LHP	L/L	RS So.
44	Spencer Van Scoyoc	LHP	L/L	Fr.
38	Tanner West	LHP	L/L	Fr.
19	Jackson Willeford	IF	L/R	RS Sr.
25	Tyler Williams	OF	R/R	So.



# 2017 Sun Devil Baseball

## GAME NOTES

- Lingos has been solid in 2017, going 6-6 with six quality starts in his 15 appearances of the season. No other Sun Devil has more than one quality start this season.
- Among those wins were an upset over then-No. 1 TCU and a career-best 7.2 IP outing against LMU in which he allowed no runs.
- Lingos went over 6.0 IP in his first five appearances this season after never having consecutive games over 6.0 IP in his career prior to this season. He has seven games over 6.0 IP this year, six of which were wins.
- The junior lefty has allowed no earned runs in two starts this season, something he had done in a start just once in his career prior.
- His six wins this season doubles his 2016 total while he has issued no walks in two of his starts this season, something he had accomplished in just two starts prior to 2017.
- He is ninth in the league with 83.1 innings pitched this season and ninth in the conference with 64 strikeouts. He is tied for sixth nationally with 15 starts this year.

### 12-Gage

- Gage Canning has been among the hottest Sun Devils in the lineup - and the Pac-12 - in recent weeks.
- Canning is the only player in the Pac-12 to have at least 10 doubles (12), and 5+ triples (8) and home runs (6). He is only player to even have six or more in each of those categories.
- His 12-game hitting streak this season is tied for the longest by a Sun Devil on the year.
- In that 12-game streak prior to the Oregon series, he was 28-for-52 (.538) with three home runs, three triples and three doubles while slugging .885 in the process. The junior outfielder tallied a team leading 13 RBI's, scored 12 runs and was a perfect 4-for-4 attempting to steal and flashed the leather as well, making highlight reel plays in right field leading to a perfect fielding percentage on 26 attempts during the streak.

### Canning Do It? Yes, He Can

- Canning now has 10 games with three or more hits on the season which is six more than any other Sun Devil and surpasses the team lead from last season (6).
- The 10 3+ hit games is the most since Jason Kipnis had 13 such games in 2009.
- Canning is currently second nationally with eight triples this season and surpassed his total from last season (6). With 14 career triples, Canning is just six out of cracking the all-time top-five at ASU in the category.
- The sophomore has multiple hits in 15 of ASU's last 26 games, notable as he leads the team with 20 total this season - seven more than he had as a freshman last season.
- Canning has spent time at the leadoff spot and turning the order back around in the lower part of the lineup this year and done exactly what's expected of him in that role, leading the team with eight stolen bases and 37 runs scored - tied for 10 in the Pac-12.
- Canning's recent hot streak has him ranked eighth in the Pac-12 with a .336 batting average and fifth with a .555 slugging percentage.
- As if that weren't all enough, Canning is a perfect 125-of-125 on fielding chances this season and has not committed an error all season - the only Sun Devil field player to do so, regardless of games played.

### Lin-Sanity

- Lyle Lin has had three or more hits in four games on the year while registering multiple hits in 16 games on the season overall - second on the team in the category.
- The four 3+ hit games are tied for sixth among all ASU freshmen since the 2000 season.
- Lin had streak of reaching base in 24 consecutive games ended in the Oregon series. It was the longest active streak by a Sun Devil and third-longest by any ASU freshman since 2000, trailing only Gage Canning (28, 2016) and Dustin Pedroia (26, 2002).
- The 24-game streak was the fourth longest by any Pac-12 player this season.



- Lin has reached base in all but six games this season and has a hit in 37 of the team's 52 games.

#### Re-LYLE-able

- Lyle Lin has an approach at the plate that is tough to find in many freshmen. The youngster leads the team's starters with 21 two-out hits and is third with a .309 average (21-of-68) with two outs on the board.
- He is tied for the team lead with nine multi-RBI games this season.
- Lin is third on the team with 10 two-out RBIs and also holds a team-leading 18 hits with runners in scoring position.
- Lin has started every game this season, one of just three players to do so alongside Gage Canning and Carter Aldrete.

#### Zach Cer-Bomb

- One of the most pleasant surprises of 2017 has been the emergence of senior catcher Zach Cerbo, a four-year veteran who is seeing his most significant action as a Sun Devil this season.
- Cerbo's .306 average is second on the team with a .412 on-base percentage that leads the team. He leads the team with 24 walks.
- Cerbo had an 11-game reached base streak and an eight-game hitting streak snapped against Oregon.
- Cerbo leads the team with a .400 average with runners in scoring position (14-of-35).
- Cerbo's defense has been another much-needed component of the team as the senior has thrown out 11 batters attempting to steal a base this season - tied for third in the Pac-12.
- The senior also has three pickoffs this season - tied for the third in the Pac-12.

#### Taylor Made

- Taylor Lane has been among the hottest hitting Devils in the lineup and leads the team with his .291 average in Pac-12 games this season.
- Prior to the Arizona series, Lane was the top offensive player on the team in the previous 10 games. In that span, he was batting .368 with a team best 14 with two home runs, a triple, a double and a team-leading

eight runs scored while slugging a team-best .605.

- Lane had hits in nine of those 10 games, including a career-best seven-game hitting streak that came to an end against Washington.

#### #BISHETE

- Another pair of freshmen have certainly been making the presence know this season in the form of Carter Aldrete and Hunter Bishop.
- Aldrete currently leads the team with 30 RBIs this season and leads the team with four games with season with 3 or more RBIs. In fact, he has four games this season with three or more RBIs while no other Sun Devil has more than two. His seven multi-RBI games are third on the team.
- Aldrete is second on the team with 16 hits with runners in scoring position and tied for the team lead with 12 two-out RBI.
- He has advanced runners a team leading 54 times of 102 chances, a .529 average that also leads the team
- Bishop has a hit in 20 of his last 23 games and is tied for the team lead with nine multi-RBI games.
- His .293 average leads the team's freshmen and is third on the squad overall.
- Bishop is currently tied for fourth on the team with four home runs this season and second on the team with four triples - also good for fourth in the Pac-12.
- The freshman is second on the team with a .353 average with runners in scoring position (12-of-34)
- Bishop and Aldrete had history before coming to Arizona State. Both hail for Northern California and played in the 2015 Under Armour All-American games and selected to play for the Oakland Athletics' Area Code team in 2015.

#### Turning The Tides

- Connor Higgins was in pretty dire straights in the first 13 games with a 27.00 ERA in three appearances with just 1.1 innings pitched.
- Since then, Higgins has a 2.67 ERA in 14 appearances with 26 strikeouts in 30.1 innings pitched while picking up three wins and a team-best four saves in the process.
- In the 35 games since that tough start, Higgins leads

# 2017 Sun Devil Baseball

## GAME NOTES

the teams relievers in strikeouts, innings pitched, wins and saves.

### They Can Mash Too

- Eleven Sun Devils (Gage Canning 6, Tyler Williams 5, Andrew Shaps 5, Hunter Bishop 4, Carter Aldrete 3, Zach Cerbo 4, Ryan Lillard 2, Jeremy McQuin 2, Taylor Lane 2, Lyle Lin 2, and Jackson Willeford 1) have combined for ASU's 36 home runs this season - an interesting note as those 10 combined entered the 2017 season with just seven Division I career home runs between them (Canning 3, Shaps 2, Lillard 1, McQuin 1).
- Despite the not-so-home-run-friendly confines of Phoenix Municipal Stadium, the Sun Devils are currently third in the Pac-12 with 36 home runs this season.
- The Sun Devils easily lead the Pac-12 with 22 triples this season - six more than any other conference team and 10th in the country.
- The power numbers have been night and day in the second half the season. Through the first 24 games, ASU slugged .361 with just 10 home runs and 54 extra-base hits. In the last 28 games, ASU is slugging .444 with 26 home runs and 88 extra-base hits.

### Clutch Hitting

- The Sun Devils have lived and died by their clutch hitting this season, currently batting 87-of-250 (.348) with runners in scoring position and 91-of-260 (.350) with two outs in the team's wins but struggling to get timely hits in the team's losses at just 42-of-246 (.171) with runners in scoring position and 60-of-303 (.198) with two outs.

### Baseball's in Their Blood

- There are eight Sun Devils on the 2017 squad who have a history of baseball in their family: Ryan Hingst (father, David, UT El Paso), Andrew Snow (cousin, Dustin Pedroia, Boston Red Sox), Garvin Alston Jr. (father, Garvin, MiLB), Eli Lingos (brother, Angelos, UC Riverside), Jackson Willeford (brother, Guy, Palomar JC; brother, Alex, Palomar JC/SDSU),

Hunter Bishop (brother, Braden, Seattle Mariners), Fitz Stadler (Brothers Sullivan and Walker, Indiana), Carter Aldrete (father, Rich, MiLB; uncle, Mike, New York Yankees).

### Keeping It Interesting

- The Devils had a knack for success in close games last season and that continued this season
- Since 2016, the Devils are 7-2 in extra-inning games (1-1 in 2017), with six walk-off wins (two this season) and are 21-6 (9-5 this year) in one-run games including 7-5 in Pac-12 play. ASU has driven in the game-winning run in the eighth inning or later 14 times (four times this year).
- Arizona State has notched 10 wins since 2016 when trailing after six innings (four times this season).

### #OccupyPHXMuni

- ASU drew more than 78,000 fans last season, finishing in the top-30 nationally in total attendance and attendance per game and surpassed that this year
- The Sun Devils have had a pair of big attendance games this season, including 6,010 against Oregon State in the series opener - the second largest crowd since moving back to Phoenix Muni - as well as 4,107 fans against UNLV in the largest mid-week attendance since returning to Muni and fifth-largest overall since returning.
- The Devils are currently 25th nationally with 83,891 cumulative fans this season (second in the Pac-12) and 28th with 2,542 fans per game (third in the Pac-12).
- ASU ranked 13th in total attendance and was the only school west of Texas to draw more than 100,000 fans in 2015, and ranked 18th in average attendance with 3,082 fans per game. ASU's 107,010 fans were the program's most since 2010 and ranked as the fourth-highest regular-season attendance since 1988.
- ASU moved back to Phoenix Municipal Stadium in 2015 after playing 40 seasons at Packard Stadium from 1974-2014, winning their first contest in the

team's on a walk-off home run in extra inning against No. 5 Oklahoma State on Feb. 13, 2015.

- The Devils played 137 games at Muni from 1964-74, and went 111-26 at the stadium, including 17-6 against Arizona. ASU's first game at Muni was April 10, 1964, and was a 5-3 win over Arizona. ASU's last game at Muni was March 18, 1974, and was 9-6 win over Colorado. ASU won District 7 titles in 1965 and 1967 at Muni before going on to win National Championships in Omaha.
- Former Sun Devil and eventual Major League Baseball Hall of Famer Reggie Jackson was the first college player to hit a home run at Muni.

### **Erives On Fire**

---

- Eder Erives has worked his way into the starting lineup in recent weeks, despite being ranked second team with three saves this season.
- The senior is the only player to pitch a complete game this season, going a career best 8.0 innings while allowing just one earned run in the loss.
- After struggling early in this season, Erives has a 3.73 ERA in 13 appearances since the Long Beach State series, striking out 36 and allowing a team-low .242 opponent batting average with three saves and a victory.



# 2017 Sun Devil Baseball

## GAME NOTES/TROPHY CASE

### HOME RUN TRACKER

Player (Season, No.)	Gm #	Date	Opponent	On Base	Inning	Outs	Count	Score	Final
Williams, T. (1)	4	Feb. 21	#20 Oklahoma State	0	7	0	3-1	0-11	L, 4-18
Aldrete, C. (1)	4	Feb. 21	#20 Oklahoma State	0	8	0	1-0	1-13	L, 4-18
Williams, T. (2)	5	Feb. 24	@ #1 TCU	0	5	0	2-1	0-1	W, 13-9
Aldrete, C. (2)	11	Mar. 5	LMU	0	2	0	3-1	1-0	L, 5-8
Shaps, A. (1)	11	Mar. 5	LMU	0	5	1	1-0	2-6	L, 5-8
Bishop, H. (1)	14	Mar. 10	LBSU	0	5	1	0-0	0-5	W, 7-6
Shaps, A. (2)	14	Mar. 10	LBSU	1	9	2	0-0	4-6	W, 7-6
Cerbo, Z. (1)	15	Mar. 11	LBSU	1	2	2	0-1	1-2	W, 9-4
Lillard, R. (1)	16	Mar. 12	LBSU	0	8	0	0-0	7-5	W, 8-5
Williams, T. (3)	23	Mar. 28	UNLV	1	6	1	0-0	3-4	W, 5-4
Lin, L. (1)	25	April 1	UCLA	0	6	2	1-2	0-1	W, 5-4
Shaps, A. (3)	26	April 2	UCLA	0	1	1	1-0	0-5	L, 4-17
Cerbo, Z. (2)	26	April 2	UCLA	0	6	1	0-0	1-14	L, 4-17
Willeford, J. (1)	27	April 4	#8 Arizona	0	8	2	1-1	1-11	L, 2-11
Williams, T. (4)	29	April 8	@ CAL	0	6	0	1-0	0-6	L, 4-6
Shaps, A. (4)	29	April 8	@ CAL	0	6	0	0-0	1-6	L, 4-6
Canning, G. (1)	30	April 9	@ CAL	0	5	2	0-0	0-3	L, 2-10
Williams, T. (5)	31	April 11	UNLV	0	2	0	0-0	1-0	W, 5-3
Canning, G. (2)	32	April 13	Washington State	2	2	1	0-0	2-0	W, 6-5
Aldrete, C. (3)	33	April 14	Washington State	1	1	2	0-0	3-0	W, 10-7
McCuin, J. (1)	33	April 14	Washington State	0	5	2	0-0	9-0	W, 10-7
Lillard, R. (2)	34	April 15	Washington State	2	9	2	1-1	1-4	W, 5-4
Bishop, H. (2)	35	April 18	@ UNLV	1	4	2	2-0	0-6	L, 13-12
McCuin, J. (2)	35	April 18	@ UNLV	1	6	2	0-0	5-9	L, 13-12
Canning, G. (3)	37	April 22	CSUB	1	5	2	3-1	2-2	W, 4-2
Bishop, H. (3)	38	April 23	CSUB	2	6	2	1-1	3-6	L, 6-8
Lane, T. (1)	40	April 29	@ Oregon	0	3	0	2-0	0-0	W, 4-3
Lane, T. (2)	40	April 29	@ Oregon	0	7	1	2-1	2-1	W, 4-3
Bishop, H. (4)	41	April 30	@ Oregon	0	7	0	2-1	1-3	L, 2-3
Canning, G. (4)	42	May 5	#13 Stanford	0	4	2	1-0	1-3	L, 5-7
Shaps, A. (5)	42	May 5	#13 Stanford	0	8	1	1-0	4-7	L, 5-7
Canning, G. (5)	43	May 6	#13 Stanford	0	4	0	1-0	0-11	L, 8-13
Lin, L. (2)	43	May 6	#13 Stanford	1	6	1	1-0	2-11	L, 8-13
Cerbo, Z. (3)	49	May 16	@ Seattle	0	2	0	2-1	0-1	W, 6-4
Canning, Gage (6)	50	May 18	vs. #15 Arizona	0	5	1	0-1	1-3	L, 6-5
Cerbo, Zach (4)	50	May 18	vs. #15 Arizona	0	7	2	1-2	3-6	L, 5-6

### GAME-WINNING RBIs (RBI Responsible for Winning Run in Final Score)

Player	Gm #	Date	Opponent	Season #	Inning	Outs	Count	Result	Final
Lin, L.	1	Feb. 17	Northwestern	1	B4	2	0-2	2RBI 2B	W, 3-1
Zawada, S.	2	Feb. 17	Northwestern	1	B9	2	0-0	1RBI 1B	W, 4-3
McCuin	3	Feb. 19	Northwestern	1	B8	1	0-0	2RBI 2B	W, 6-2
Aldrete, C.	5	Feb. 24	@ #1TCU	1	T9	1	1-2	2RBI 2B	W, 13-9
Lillard	8	Feb. 28	New Mexico State	1	B5	1	3-2	RBI SF	W, 12-5
Shaps	9	Mar. 3	LMU	1	B6	1	0-1	RBI 1B	W, 2-1
Willeford, J.	15	Mar. 11	LBSU	1	B7	1	0-1	RBI 1B	W, 9-4
Willeford, J.	16	Mar. 12	LBSU	2	B3	1	1-1	RBI 2B	W, 8-5
Williams, T.	21	Mar. 25	USC	1	T1	2	2-2	RBI 1B	W, 7-0
Williams, T.	23	Mar. 28	UNLV	2	B6	1	0-0	2RBI HR	W, 5-4
Lane, T.	25	April 1	UCLA	1	B7	2	0-1	1RBI 1B	W, 5-4
Canning, G.	31	April 11	UNLV	1	B2	1	0-0	1RBI SF	W, 5-3
Canning, G.	32	April 13	Washington State	2	B4	0	0-0	1RBI FC	W, 6-5
McCuin, J.	33	April 14	Washington State	1	B3	2	2-2	1RBI 2B	W, 10-7
Bishop, H.	34	April 15	Washington State	1	B9	2	0-1	1RBI 1B	W, 5-4
Bishop, H.	36	April 21	CSUB	2	B5	1	0-0	1RBI 1B	W, 12-6
Canning, G.	37	April 22	CSUB	3	B5	2	3-1	2RBI HR	W, 4-2
Canning, G.	39	April 29	@ Oregon	4	T4	1	1-2	1RBI 1B	W, 4-3
Cerbo, Z.	44	May 7	#13 Stanford	1	B3	1	0-0	2RBI 1B	W, 9-6
McCuin, J.	45	May 9	@ #13 Arizona	2	T9	1	0-2	RBI SF	W, 14-13
Snow, A.	47	May 13	@ Washington	1	T7	1	2-2	RBI SF	W, 8-5
Bishop, H.	49	May 16	@ Seattle	3	T7	2	0-1	RBI BU 1B	W, 6-5

### SERIES STATS

Hitting	W-L	Avg.	R	H	2B	3B	HR	RBI	BB	SO
Northwestern	3-0	.301	13	31	8	1	0	13	8	20
#1 TCU	1-2	.282	19	31	2	0	1	17	14	31
LMU	1-2	.238	9	24	4	2	2	8	4	22
CSUF	0-2	.246	8	17	3	0	0	8	5	16
LBSU	3-0	.323	24	31	6	1	4	21	15	15
#2 OSU	0-3	.102	1	9	1	1	0	0	6	25
USC	1-2	.266	15	29	8	1	0	14	11	21
UCLA	1-2	.245	12	24	4	1	3	11	6	24
Cal	0-3	.202	12	21	10	1	3	10	5	24
Washington St.	3-0	.316	21	31	5	1	4	20	12	15
CSUB	2-1	.356	22	36	5	3	2	22	4	39
Oregon	1-2	.188	6	18	3	1	3	6	4	34
#13 Stanford	1-2	.324	22	36	5	1	4	20	11	19
Washington	1-2	.245	8	24	4	2	0	8	3	25
Arizona	0-3	.262	11	28	5	1	2	9	8	19
Midweeks (9)	4-5	.315	62	100	13	5	7	57	39	57
Pitching	W-L	ERA	H	R	ER	BB	SO	SV	SCORE	
Northwestern	3-0	1.00	10	6	3	12	24	1	13-6	
#1 TCU	1-2	7.56	24	22	21	22	28	0	19-22	
LMU	1-2	3.67	28	12	11	10	24	1	9-12	
CSUF	0-2	9.00	29	23	18	12	15	0	8-23	
LBSU	3-0	3.86	28	15	12	14	19	2	24-15	
#2 OSU	0-3	4.47	38	16	14	14	21	0	1-16	
USC	1-2	2.93	27	12	9	12	20	1	15-12	
UCLA	1-2	9.00	36	30	27	16	12	1	12-30	
Cal	0-3	9.38	36	25	25	17	16	0	12-25	
Washington St.	3-0	5.33	33	16	16	15	21	1	21-16	
CSUB	2-1	4.67	36	16	14	9	16	1	22-16	
Oregon	1-2	2.52	26	8	7	16	14	1	8-6	
#13 Stanford	1-2	6.33	33	26	19	14	13	0	22-26	
Washington	1-2	3.65	23	13	10	10	17	0	8-13	
#15 Arizona	0-3	4.00	28	18	12	16	19	0	11-18	
Midweeks (9)	4-5	9.00	120	90	79	49	77	1	62-90	

## 2017 TROPHY CASE

### Pac-12 Player of the Week

Gage Canning, April 17

### Top Prospects (Perfect Game)

Connor Higgins No. 12 (2018)

Fitz Stadler No. 11 (2019)

Hunter Bishop No. 4 (2020)

### MLB Draft Prospect (Perfect Game)

Hunter Bishop No. 28 (2019)

Connor Higgins No. 35 (2018)

### Top Prospects - Pac-12 (D1Baseball.com)

Connor Higgins No. 33 (2017)

Gage Canning No. 19 (2018)

Tyler Williams No. 29 (2018)

Fitz Stadler No. 40 (2018)

### Impact Freshman - Pac-12 (D1Baseball.com)

Hunter Bishop No. 8

Sam Ferri No. 9

Spencer Van Scoyoc No. 26

Chaz Montoya No. 30

Zane Strand No. 35

Lyle Lin No. 37

### Top 10 Newcomers - Pac-12 (Baseball Amer.)

Hunter Bishop No. 3

### NCBWA Stopper of the Year Watch List

Eder Erives

### Johnny Bench Award Watch List

Zach Cerbo

### SAVES

No.	Date	Opponent	Pitcher (Save #)	IP (H, R-ER, BB, K)
1	2/17	Northwestern	Chaz Montoya (1)	0.2 (0, 0-0, 1, 2)
2	3/3	LMU	Reagan Todd (1)	0.2 (1, 0-0, 0, 0)
3	3/11	LBSU	Jake Godfrey (1)	1.1 (0, 0-0, 1, 1)
4	3/12	LBSU	Connor Higgins (1)	1.1 (2, 0-0, 0, 3)
5	3/25	USC	Eder Erives (1)	3.1 (2, 0-0, 0, 6)
6	4/1	UCLA	Eder Erives (2)	2.0 (0, 0-0, 1, 0)
7	4/11	UNLV	Eder Erives (3)	3.2 (0, 0-0, 2, 7)
8	4/13	Washington St.	Connor Higgins (2)	3.1 (2, 0-0, 0, 4)
9	4/21	CSUB	Connor Higgins (3)	1.1 (1, 0-0, 1, 1)
10	4/29	Oregon	Sam Ferri (1)	0.1 (0, 0-0, 1, 0)
11	5/16	Seattle	Connor Higgins (4)	1.1 (0, 0-0, 0, 1)

### QUALITY STARTS

No.	Date	Opponent	Pitcher (QS #)	IP (H, R-ER, BB, K)
1	2/17	Northwestern	Eli Lingos (1)	6.2 (3, 0-0, 0, 6)
2	2/24	@ #1 TCU	Eli Lingos (2)	6.0 (2, 2-2, 3, 8)
3	2/26	@ #1 TCU	Spencer Van Scoyoc (1)	6.0 (2, 1-0, 5, 4)
4	3/3	LMU	Eli Lingos (3)	7.2 (5, 1-0, 0, 6)
5	3/16	#2 Oregon St.	Eli Lingos (4)	7.0 (6, 2-2, 3, 5)
6	4/1	UCLA	Chaz Montoya (1)	6.1 (7, 3-3, 0, 3)
7	4/21	CSUB	Eli Lingos (5)	7.2 (8, 2-1, 2, 6)
8	4/28	Oregon	Eder Erives (1)	8.0 (4, 2-1, 3, 4)
9	4/29	Oregon	Eli Lingos (6)	6.2 (8, 2-2, 3, 4)

### COLLEGIATE BASEBALL MAGAZINE TOP 25

Rank	Team	Prev.
1	Oregon St. (45-4)	1
2	Florida (40-15)	4
3	Louisiana St. (39-17)	5
4	Louisville (46-9)	2
5	North Carolina (44-11)	3
6	Texas Tech. (42-13)	7
7	Texas Christian (39-14)	6
8	Stanford (37-14)	10
9	Long Beach St. (35-16-1)	11
10	Kentucky (38-18)	8
11	Virginia (41-13)	13
12	Missouri St. (37-15)	12
13	Arkansas (39-15)	15
14	Southern Miss. (44-12)	17
15	Arizona (36-17)	19
16	Wake Forest (38-17)	22
17	Clemson (39-17)	14
18	Coastal Carolina (37-18-1)	24
19	Kent St. (35-16)	16
20	St. John's (40-9)	20
21	Mississippi St. (34-22)	9
22	Gonzaga (31-17)	—
23	Nebraska (34-18-1)	23
24	Michigan (42-13)	29
25	Cal. St. Fullerton (33-19)	21

### D1 BASEBALL TOP 25

Rank	Team	Prev.
1	Oregon State	1
2	North Carolina	3
3	Texas Tech	4
4	Florida	5
5	Louisville	2
6	TCU	7
7	LSU	10
8	Kentucky	6
9	Long Beach State	9
10	Stanford	11
11	Southern Miss	15
12	Virginia	12
13	Arkansas	17
14	Wake Forest	19
15	Arizona	18
16	Michigan	16
17	CS Fullerton	14
18	Clemson	13
19	Mississippi State	8
20	St. John's	20
21	Nebraska	23
22	Missouri State	22
23	Oklahoma	21
24	UCF	NR
25	Houston	NR

### USA TODAY COACHES' TOP 25

Rank	Team	Prev.
1	Oregon State (31)	1
2	North Carolina	3
3	Texas Tech	4
4	Florida	5
5	Louisville	2
6	Louisiana State	6
7	Texas Christian	8
8	Stanford	10
9	Kentucky	7
10	Virginia	9
11	Long Beach State	11
12	Southern Mississippi	17
13	Arkansas	16
14	Clemson	12
15	Michigan	15
16	Wake Forest	18
17	Arizona	19
18	Cal State Fullerton	14
19	Mississippi State	13
20	St. John's	20
21	Missouri State	21
22	Central Florida	27
23	Nebraska	26
24	Auburn	23
25	Texas A&M	22

### BASEBALL AMERICA TOP 25

Rank	Team	Prev.
1	Oregon State	1
2	North Carolina	3
3	Texas Tech	4
4	Florida	5
5	Louisville	2
6	TCU	6
7	Long Beach State	7
8	LSU	10
9	Stanford	9
10	Kentucky	8
11	Virginia	12
12	Wake Forest	15
13	Arkansas	16
14	Cal State Fullerton	13
15	Southern Mississippi	18
16	Arizona	17
17	Clemson	14
18	Mississippi State	11
19	Michigan	19
20	Auburn	24
21	St. John's	21
22	Nebraska	22
23	UCF	NR
24	Oklahoma	20
25	Houston	NR

### NCBWA TOP 25

Rank	Team	Prev.
1	Oregon State	1
2	North Carolina	3
3	Florida	5
4	Texas Tech	4
5	Louisville	2
6	LSU	9
7	TCU	7
8	Kentucky	6
9	Virginia	8
10	Long Beach State	10
11	Stanford	11
12	Arkansas	16
13	Southern Mississippi	17
14	Arizona	15
15	Clemson	12
16	Cal State Fullerton	14
17	Wake Forest	20
18	Michigan	18
19	St. John's	19
20	Mississippi State	13
21	Missouri State	21
22	Houston	26
23	Nebraska	28
24	Oklahoma	22
25	UCF	29

### IN THE RANKINGS

Week	BA	CB	WA	D1	USA
PRE	NR	25	35	NR	NR
1	NR	19	NR	NR	NR
2	NR	27	NR	NR	NR
3	NR	NR	NR	NR	NR
4	NR	NR	NR	NR	NR
5	NR	NR	NR	NR	NR
6	NR	NR	NR	NR	NR
7	NR	NR	NR	NR	NR
8	NR	NR	NR	NR	NR
9	NR	NR	NR	NR	NR
10	NR	NR	NR	NR	NR
11	NR	NR	NR	NR	NR
12	NR	NR	NR	NR	NR
13	NR	NR	NR	NR	NR
14	NR	NR	NR	NR	NR
15	NR	NR	NR	NR	NR
16	NR	NR	NR	NR	NR
17	NR	NR	NR	NR	NR

BA: Baseball America

CB: Collegiate Baseball

WA: National Collegiate Baseball Writer's Association

D1: D1Baseball.com

USA: USA Today Coaches Poll

# 2017 Sun Devil Baseball

#SUNDEVILPRIDE

## Regular Season Success (entering 2017 season)

- ASU has the highest winning percentage among all Pac-12 schools and the fourth-highest winning percentage among all NCAA schools at .708 (2,524-1,037-4) behind Texas (.728), Florida State (.729) and Miami (FL) (.710). ASU only includes its modern era (1959-present) in its record books, while the NCAA record book goes back to 1907.
- ASU's 2,524 wins in the modern era are tied for 23rd among all NCAA schools, but its 58 seasons are 11 fewer than the next closest team in the top 25 (Florida State at 69). 21 of those top 25 teams have over 100 years to their credit.
- ASU has finished the season nationally ranked in 45 seasons, including 27 times in the top 10, 22 in the top 5 and five No. 1
- ASU has notched 54 consecutive 30-win seasons, which is the most in the NCAA, and have won at least 30 games in 56 of the program's 58-year history in the modern era. The streak started with the 1963 season when ASU went 34-13. Florida State is second with 51 consecutive.
- ASU has 30 40-win seasons, 18 50-win seasons and four 60-win seasons

## Postseason Success

- 39 NCAA postseason appearances, sixth most in NCAA history, 32 NCAA Regional appearances and 19 Regional titles
- 22 CWS appearances are third in NCAA history (Texas, Miami (FL))
- 61 CWS wins are both the third-most in NCAA history (Texas, USC)
- 10 CWS final appearances, third most in NCAA history behind USC and Texas (five National Championships, five runner-ups)

## Pacing The Pac-12 In All-Conference Selections

ASU leads the Pac-12 with 34 First Team All-Conference selections since 2010

## A Tradition Of USA Collegiate Baseball

ASU has had 19 players on the USA Baseball Collegiate National Team since 1984, which is the fifth most among all NCAA schools behind Stanford (29), Cal State Fullerton (21), Miami (21) and Georgia Tech (20). A Sun Devil has been represented on the Collegiate National Team in 14 different seasons, which is fourth most behind Stanford (21), Cal State Fullerton (18) and Miami (17). Sun Devils Ryan Burr and Dustin Pedroia are the only two Devils to make the team in two separate seasons.

## Alone At The Top

ASU's 11 College Baseball Hall of Famers are the most from any single school in college baseball.

### ASU's National College Baseball Hall of Famers

Joe Arnold (ASU: 1968; HOF: 2015)  
Sal Bando (ASU: 194-65 HOF: 2013)  
Eddie Bane (ASU: 1971-73; HOF: 2008)  
Floyd Bannister (ASU: 1974-76; HOF: 2008)  
Alan Bannister (ASU: 1970-72; HOF: 2010)  
Jim Brock (ASU: 1972-94; HOF: 2007)  
Bob Horner (ASU: 1976-78; HOF: 2006)  
Mike Kelly (ASU: 1989-91; HOF 2015)  
Oddibe McDowell (ASU: 1983-84; HOF: 2011)  
Rick Monday (ASU: 1965; HOF: 2016)  
Bobby Winkles (ASU: 1959-71; HOF: 2006)

### National College Baseball Hall of Famers by School

Arizona State - 11  
Texas - 10  
Wichita State - 5  
Louisiana State - 4  
Miami - 4  
Michigan - 4  
Oklahoma State - 4  
USC - 4

## Success Against The Pac-12 Since 2000

- ASU is 16-2 in series' against Washington State with 6 sweeps (losing series in '10 and '13)
- ASU is 12-6 in series' against UCLA with 3 sweeps
- ASU is 11-7 in series' against USC with 3 sweeps
- ASU is 12-6 in series' against Cal with 5 sweeps
- ASU is 11-7 in series' against Washington with 5 sweeps
- ASU is 12-6 in series' (with 2 sweeps) against UA
- ASU is 10-8 in series' (with 4 sweeps) against Oregon State
- ASU is 7-2 in series' (with 2 sweeps) against Oregon
- ASU is 4-1 in series' (three sweeps) against Utah

The only school in the league with an advantage over ASU since 2000 is Stanford. The Devils are 8-10 in series vs. the Cardinal in that span (ASU: 5 sweeps / Stanford: 1)

ASU has played 157 Pac-10/12 conference series since 2000 and has won or swept 103 of those series (including 38 sweeps), which equates to 66 percent. Conversely, ASU has only been swept 7 times in that span (by Oregon State in '11, '16 and '17, Cal in '17, Arizona in '17 and by Stanford and Oregon in '12).

## All-Time Records\*

All-time record: 2,546-1,063-4  
All-time conference: 839-503  
Ranked opponents (Since 2010): 73-67  
*24 wins over top-10 teams, including two road series wins over top-5 teams*  
Season openers: 46-12-1  
Doubleheaders: 490-143  
Conference openers: 29-26 all-time  
*(1-5 in Pac-12, 17-14 in Pac-10 10-7 in WAC)*  
Postseason: 169-78  
Regionals/Supers: 84-30/11-7  
College World Series: 61-38

*\*44 victories, Pac-10 championship, postseason appearance and College World Series berth in 2007 later vacated due to NCAA sanctions. Records do not reflect vacations.*



## Feeling the Draft

12 members of the 2017 squad have had their name called during the MLB draft, including five who were selected out of high school in the 2016 draft.

Player	Round	Team	Year
Jackson Willeford	12th	Royals	2012
Ryan Lillard	30th	Royals	2014
Jake Godfrey	21st	Braves	2014
Taylor Lane	40th	Brewers	2014
Tyler Williams	26th	Twins	2015
Fitz Stadler	32nd	Cubs	2015
Garvin Alston Jr.	37th	White Sox	2015
Lyle Lin	16th	Mariners	2016
Spencer Van Scoyoc	19th	Blue Jays	2016
Hunter Bishop	24th	Padres	2016
Carter Aldrete	37th	Red Sox	2016
Sam Ferri	38th	Yankees	2016

## MLB Devils: Opening Week Edition

A total of 12 former Sun Devils were on the Opening Week rosters (or would be if not for being on the disabled list) for their respective teams. That total led all college programs this season (LBSU second with 10).

Jake Barrett\* -- Arizona Diamondbacks, RHP  
 Dustin Pedroia -- Boston Red Sox, INF  
 Deven Merrero^ -- Boston Red Sox, INF  
 Jason Kipnis -- Cleveland Indians, INF  
 Ian Kinsler -- Detroit Tigers, INF  
 Andrew Romine -- Detroit Tigers, INF  
 Kole Calhoun -- Los Angeles Angels of Anaheim, OF  
 Andre Ethier\* -- Los Angeles Dodgers, OF  
 Austin Barnes -- Los Angeles Dodgers, C  
 Trevor Williams -- Pittsburgh Pirates, RHP  
 Mike Leake -- St. Louis Cardinals, RHP  
 Tony Barnette -- Texas Rangers, RHP

\*-Disabled List

^Called up April 6

## From One Big Screen to the Next

Four Sun Devils for Life represented their countries in the 2017 World Baseball Classic, including **Xorge Carrillo** (2010-11) playing for his home country, Mexico; **Drew Maggi** (2009) representing team Italy; **Ike Davis** (2006-07) taking the field for team Israel; and **Ian Kinsler** (2002) donning red, white and blue for team USA.

## Today's Devils Are Tomorrow's Major Leaguers

- Most players taken in the MLB Draft since 2010 (55)
- ASU's 108 Major Leaguers since 1959 are the most in the nation
- The first-ever player drafted by the MLB was Sun Devil alum Rick Monday
- ASU is the only school at any level to have multiple No. 1 overall picks in June MLB Draft history
- Most unique first round players taken in the June MLB Draft with 20 - (excludes compensation picks and re-draftees)
- Most players drafted in a single year (15 in 2008)
- 414 MLB Draft Picks, more than any other school in the country.

## Movin' On Up

As has become commonplace at Arizona State, five Sun Devils heard their names called in the MLB Draft following the 2016 season. The Sun Devils have had five or more players drafted in 46 of the 52 MLB Drafts held since 1956 and five or more players have gotten the call in 13 of the last 14 seasons.

## 2016 Sun Devil MLB Draftees

Brian Serven, 5th round, Rockies  
 Colby Woodmansee, 10th round, Mets  
 Hever Bueno, 9th round, Rangers  
 David Greer, 10th round, Mariners  
 Seth Martinez, 17th round, Athletics

## Keeping the Tradition Alive

- Four Sun Devils made their debuts in the MLB during the 2016 season, bringing ASU's total to 108 all-time - the most among all NCAA schools since 1959. Jake Barrett (Diamondbacks) and Tony Barnette (Rangers) each saw their first Big League action in the opening month of the MLB season last year while Brady Rodgers (Astros) and Trevor Williams (Pirates) bookended things, appearing in the final month of the season.
- The Sun Devils have now had at least one major league player on their varsity roster each year from 1961 through 2013, which is the longest current streak in the nation. Thirty-three ASU baseball players have made their MLB debuts since 2002.

## 2016 Sun Devil MLB Debuts

Jake Barrett - Diamondbacks - April 5, 2016  
 Tony Barnette - Rangers - April 6, 2016  
 Brady Rodgers - Astros - Sept. 3, 2016  
 Trevor Williams - Pirates - Sept. 8 2016

# #MLBU

# 2017 Sun Devil Baseball

## ROSTER

### PITCHERS (15)

No.	Name	YR	B/T	HT	WT	Hometown (High School/Last School)
32	Garvin Alston, Jr.	So.	L/L	6'4"	190	Phoenix, Ariz. (Mountain Pointe)
7	Eder Erives	Sr.	R/R	6'0"	165	El Paso, Texas (Montwood)
14	Jake Godfrey	Jr.	R/R	6'3"	230	New Lenox, Ill. (Providence Catholic/LSU/NW Florida St.)
11	Connor Higgins	So.	R/L	6'5"	240	Orefield, Pa. (Parkland)
17	Ryan Hingst	Jr.	R/R	6'4"	191	El Paso, Texas (Franklin)
15	Eli Lingos	Jr.	L/L	6'0"	200	Temecula, Calif. (Great Oak)
8	Alec Marsh	Fr.	R/R	6'2"	215	Milwaukee, Wis. (Ronald Reagan)
3	Chaz Montoya	Fr.	L/L	6'0"	160	Glendale, Ariz. (Centennial)
39	James Ryan	So.	R/R	6'2"	185	Huntington Beach, Calif. (Marina)
29	Grant Schneider	Jr.	R/R	6'3"	210	Austin, Texas (Lake Travis)
22	Fitz Stadler	So.	R/R	6'9"	235	Glenbrook, Ill. (Glenbrook South)
48	Zane Strand	Fr.	R/R	6'5"	220	Chandler, Ariz. (Hamilton)
18	Reagan Todd	R-So.	L/L	6'3"	220	Centennial, Colo. (Regis Jesuit)
44	Spencer Van Scoyoc	Fr.	L/L	6'4"	205	Cedar Rapids, Iowa (Jefferson)
38	Tanner West	Fr.	L/L	6'2"	194	Albuquerque, N.M. (Volcano Vista)

### CATCHERS (4)

30	Zach Cerbo	Sr.	R/R	5'10"	190	Montville, N.J. (Bergen Catholic)
40	Nick Cheema	Fr.	R/R	5'11"	200	Weatherford, Texas (Aledo)
9	Sam Ferri	Fr.	R/R	5'11"	190	Norridge, Ill. (Notre Dame College Prep)
27	Lyle Lin	Fr.	R/R	6'1"	200	Taipei, Taiwan (JSerra Catholic)

### INFIELDERS (5)

21	Carter Aldrete	Fr.	R/R	6'2"	200	Monterey, Calif. (Monterey)
47	Taylor Lane	Jr.	R/R	6'4"	205	Chesapeake, Va. (IMG/Florida/NW Florida St.)
10	Jeremy McCuin	So.	S/R	6'1"	192	Gilbert, Ariz. (Perry)
4	Andrew Snow	Jr.	R/R	6'1"	185	Woodland, Calif. (Jesuit)
19	Jackson Willeford	R-Sr.	L/R	5'9"	185	Ramona, Calif. (Ramona/UA/Cypress)

### OUTFIELDERS (4)

24	Hunter Bishop	Fr.	L/R	6'5"	210	Palo Alto, Calif. (Serra)
12	Gage Canning	So.	L/R	5'11"	178	Ramona, Calif. (Ramona)
37	Myles Denson	Fr.	R/R	6'2"	180	Las Vegas, Nev. (Bishop Gorman)
25	Tyler Williams	So.	R/R	6'3"	225	Peoria, Ariz. (Raymond S. Kellis)

- 13**    **Head Coach:** Tracy Smith
- 2**     **Assistant Coach/Recruiting Coordinator:** Ben Greenspan
- 31**   **Assistant Coach:** Fred Nori
- 23**   **Volunteer Assistant Coach:** Michael Earley
- Director of Operations:** Brendan Cunningham
- Sports Medicine/Rehabilitation:** Jesse Lowman
- Strength and Conditioning:** Jason Robbins

# 2017 Sun Devil Baseball

## ROSTERS

### NUMERICAL

3	Chaz Montoya	6-0	160	L/L	LHP	Fr.	Glendale, Ariz. (Centennial)
4	Andrew Snow	6-1	185	R/R	INF	Jr.	Woodland, Calif. (Jesuit)
7	Eder Erives	6-0	165	R/R	RHP	Sr.	El Paso, Texas (Montwood)
8	Alec Marsh	6-2	215	R/R	RHP	Fr.	Milwaukee, Wis. (Ronald Reagan)
9	Sam Ferri	5-11	190	R/R	C	Fr.	Norridge, Ill. (Notre Dame College Prep)
10	Jeremy McCuin	6-1	192	S/R	IF	So.	Gilbert, Ariz. (Perry)
11	Connor Higgins	6-5	240	R/L	LHP	So.	Orefield, Pa. (Parkland)
12	Gage Canning	5-11	178	L/R	OF	So.	Ramona, Calif. (Ramona)
14	Jake Godfrey	6-3	230	R/R	RHP	Jr.	New Lenox, Ill. (Providence Catholic/LSU/NW Florida St.)
15	Eli Lingos	6-0	200	L/L	LHP	Jr.	Temecula, Calif. (Great Oak)
17	Ryan Hingst	6-4	200	R/R	RHP	Jr.	El Paso, Texas (Franklin)
18	Reagan Todd	6-3	220	L/L	LHP/INF	R-So.	Centennial, Colo. (Regis Jesuit)
19	Jackson Willeford	5-9	185	L/R	INF	R-Sr.	Ramona, Calif. (Ramona/UA/Cypress)
21	Carter Aldrete	6-2	200	R/R	INF	Fr.	Monterey, Calif. (Monterey)
22	Fitz Stadler	6-9	235	R/R	RHP	So.	Glenview, Ill. (Glenbrook South)
24	Hunter Bishop	6-5	210	L/R	OF	Fr.	Palo Alto, Calif. (Serra)
25	Tyler Williams	6-3	225	R/R	OF	So.	Peoria, Ariz. (Raymond S. Kellis)
27	Lyle Lin	6-1	200	R/R	C/INF	Fr.	Taipei, Taiwan (JSerra Catholic)
29	Grant Schneider	6-3	210	R/R	RHP	Jr.	Austin, Texas (Lake Travis)
30	Zach Cerbo	5-10	190	R/R	C	Sr.	Montville, N.J. (Bergen Catholic)
32	Garvin Alston Jr.	6-4	190	L/L	LHP	So.	Phoenix, Ariz. (Mountain Pointe)
37	Myles Denson	6-2	180	R/R	OF	Fr.	Las Vegas, Nev. (Bishop Gorman)
38	Tanner West	6-2	194	L/L	LHP	Fr.	Albuquerque, N.M. (Volcano Vista)
39	James Ryan	6-2	185	R/R	RHP	So.	Huntington Beach, Calif. (Marina)
40	Nick Cheema	5-11	200	R/R	C	Fr.	Weatherford, Texas (Aledo)
44	Spencer Van Scoyoc	6-4	205	L/L	LHP/INF	Fr.	Cedar Rapids, Iowa (Jefferson)
47	Taylor Lane	6-4	205	R/R	INF	Jr.	Chesapeake, Va. (IMG/Florida/NW Florida St.)
48	Zane Strand	6-5	220	R/R	RHP	Fr.	Chandler, Ariz. (Hamilton))

### PRO-NUN-SEE-AY-SHUNS

Carter Aldrete - AL-dreh-tee  
 Garvin Alston Jr. - GAR (like Garfield)-vin ALL (like ALL of the above)-stun  
 Zach Cerbo - ser-BO  
 Nick Cheema - CHEE-muh  
 Eder Erives - eh-DER eh-REE-vez  
 Sam Ferri - FAIR-ee  
 Ryan Hingst - HEENGst  
 Eli Lingos - leen-GOES  
 Jeremy McCuin - mic-CUE-in  
 Grant Schneider - SHNEYE-der  
 Reagan Todd - RAY-gan  
 Spencer Van Scoyoc - Van SCOY

### ALPHABETICAL

No.	Name	Pos.
21	Carter Aldrete	INF
32	Garvin Alston Jr.	LHP
24	Hunter Bishop	OF
12	Gage Canning	OF
30	Zach Cerbo	C
40	Nick Cheema	C
37	Myles Denson	OF
7	Eder Erives	RHP
9	Sam Ferri	C
14	Jake Godfrey	RHP
11	Connor Higgins	LHP
17	Ryan Hingst	RHP
47	Taylor Lane	INF
27	Lyle Lin	C
15	Eli Lingos	LHP
8	Alec Marsh	RHP
10	Jeremy McCuin	IF
3	Chaz Montoya	LHP
39	James Ryan	RHP
29	Grant Schneider	RHP
4	Andrew Snow	INF
22	Fitz Stadler	RHP
48	Zane Strand	RHP
18	Reagan Todd	LHP/INF
44	Spencer Van Scoyoc	LHP/INF
38	Tanner West	LHP
19	Jackson Willeford	INF
25	Tyler Williams	OF

### BY POSITION

Catchers	4
Pitchers	15
Infielders	7
Outfielders	4

\*Players with multiple position included

### BY CLASS

Seniors	3
Juniors	6
Sophomores	8
Freshmen	11

### BATTING

Lefties	5
Righties	9
Switch	1

### PITCHING

Righties	8
Lefties	7



# 2017 Sun Devil Baseball

## LAST TIME

### Hitting Categories

Hit a grand slam.....	Brian Serven, May 4, 2014 at Oklahoma State (L, 14-12)
Hit a walkoff HR.....	Colby Woodmansee, February 13, 2015 vs. Oklahoma State (solo shot in 10th inning)
Led off the game with a HR.....	Kasey Coffman, March 3, 2013 vs. Gonzaga (T, 6-6)
Hit for the cycle.....	Travis Buck, March 7, 2003 vs. Southern Utah (W, 19-0)
Hit for the cycle to open the game.....	April 27, 2003 vs. Washington State (HR/2B/1B/3B)
Hit back-to-back HRs.....	Tyler Williams and Andrew Shaps, April 8, 2017 at California (6th inning, no outs)
Hit back-to-back-to-back HRs.....	Max Rossiter (3-run), RJ Ybarra and Trevor Allen, May 5, 2013 vs. Stan.
Hit two HR in one game.....	Taylor Lane, April 29, 2017 at Oregon (W, 4-3)
Hit three HRs in one game.....	Joey DeMichele, May 1, 2011 vs. Stanford (TIES ASU RECORD)
Had five hits in one game.....	Johnny Sewald, May 9, 2015 vs. UCLA (went 5-for-7)
Had six hits in one game.....	Travis Buck, March 13, 2005 vs. Western Illinois (went 6-for-8, 3 RBI)
Had seven hits in one game.....	Jerry Mantlo, February 6, 1972 vs. Michigan
Had three doubles in one game.....	Jake Peevyhouse, March 29, 2014 at No. 15 UCLA
Had four doubles in one game.....	Travis Buck, February 28, 2004 vs. Connecticut (W, 16-5)
Hit two triples in one game.....	Gage Canning, April 21, 2017 vs. CSU Bakersfield
Had seven RBI in one game.....	Andy Workman, May 8, 2011 vs. Long Beach State (W, 17-9)
Had eight RBI in one game.....	Kiel Roling, March 17, 2007 vs. Maine
Had nine RBI in one game.....	Jeremy West, April 27, 2003 vs. Washington State
Stole four bases in one game.....	Drew Maggi, April 10, 2010 at Washington St. (TIES ASU RECORD)
Stole home.....	Colby Woodmansee, March 6, 2016 vs. Eastern Michigan (W, 8-1)
Struck out four or more times in one game.....	Lyle Lin, April 28, 2017 at Oregon (4K's in L, 2-0)
Hitter stranded six runners on base.....	Jordan Aboites (6), February 23, 2016 vs. Nevada (L, 11-5)
Recorded 13 total bases.....	Jeremy West (14), April 27, 2003 vs. Washington State (3 HR, 2 1B)
Had an inside the park home run.....	Trevor Allen, March 1, 2012 vs. St. Louis
Scored five runs in one game.....	Kiel Roling, February 4, 2007 vs. Southern Utah (5 R)
Was hit by a pitch two or more times.....	Daniel Williams, February 20, 2016 vs. Xavier (2x in W, 8-2)
Opponent hit two HRs in one game.....	JJ Matijevic (at #8 Arizona), April 4, 2017 (L, 2-11)
Opponent hit a walkoff HR.....	Kevin Williams (UCLA), March 16, 2012 at Jackie Robinson Stadium (Solo HR in 9th inning)
Opponent hit a leadoff HR.....	Andy Lentz (Washington), May 17, 2008 at Packard Stadium (off Josh Satow)

### Pitching Categories

Threw a no-hitter.....	Ryan Hingst, March 25, 2016 vs. Utah, (W, 5-0)
Threw a perfect game.....	Eddie Bane, March 2, 1973, vs. Cal State Northridge (W, 9-0)
Threw a one-hitter.....	Brian Flores, May 20, 2007 at Oregon State (W, 8-1)
Threw a two-hitter.....	Will Waldrip, Jan. 23, 1999 vs. Hawaii-Hilo (W, 3-0)
Were no-hit.....	Phil Keller, March 23, 1970 vs. Stanford (L, 1-0)
Were one-hit.....	Noah Bremer, at Washington, May 12, 2017 (L, 0-4)
Threw a complete game.....	Eder Erives, April 28, 2017 at Oregon (L, 2-0)
Threw a complete game shutout.....	Ryan Hingst, March 25, 2016 vs. Utah (W, 5-0)
Threw back-to-back complete games.....	Trevor Williams, 3/1/13 vs. Pacific (W, 8-1) and 3/9 vs. Long Beach State (W, 4-0)
Threw back-to-back complete game shutouts.....	Brady Rodgers/Kramer Champlin, May 20 and 21, 2011 at Washington
Had an opposing pitcher throw a complete game.....	Noah Bremer, at Washington, May 12, 2017 (L, 0-4)
Shut out an opponent (one or more pitchers).....	March 24, 2017, at USC (2 pitchers)
Were shutout.....	at Washington, May 14, 2017 (L, 0-4)
Struck out 10 or more batters in a game.....	Seth Martinez (11), March 12, 2016, vs. UC Davis (8.0 IP)
Struck out 15 or more batters in a game.....	Mike Leake (15), May 30, 2009 vs. Oral Roberts (CG, 4-1 Win in Tempe Regional)
Had an opposing pitcher strike out 10 or more Sun Devils.....	David Peterson (20), at Oregon, April 28, 2017 (L, 2-0)
Did not walk a batter (complete game).....	Ryan Kellogg, May 14, 2015 vs. Washington State (W, 5-0)
Recorded 10 wins in a season.....	Ryan Kellogg, 11-1 (2013)
Hit three batters in a game.....	Brett Lilek (3), April 4, 2015 at Utah (W, 6-5)

### Fielding Categories

Had no errors in three straight games.....	May 22, 27, 28, 2016 (at UCLA, USC, USC)
Committed three or more errors in one game.....	Andrew Snow (3), Feb. 17, 2017 vs. Northwestern
Had 16 or more putouts in one game.....	Zach Wilson(20), First Base, April 21, 2011 at Cal
Had 20 or more put outs in one game.....	Zach Wilson (20), First Base, April 21, 2011 at Cal
Had eight or more assists in one game.....	Jeremy McQuin (8), Shortstop, Feb. 17, 2017 vs. Northwestern
Caught and pitched in the same game.....	Jordan Swagerty, March 17, 2010 vs. USC (2x in 2010)
Turned four double plays in one game.....	April 22 2017, vs. CSUB
Turned five+ double plays in one game.....	5, April 25, 2010, vs. Washington (TIES ASU RECORD)
Turned a triple play.....	Eric Sogard (2B), Brett Wallace (1B) and Andrew Romine SS, February 27, 2007 at Arizona

### Scoring and Misc. Categories

Recorded 20+ hits.....	23, April 28, 2010 vs. San Francisco (W, 21-3)
Recorded 20+ hits in back-to-back games.....	22 and 22, February 3-4, 2007 vs. Southern Utah
Scored 20+ runs.....	21, April 28, 2010, vs. San Francisco (W, 21-3)
Scored 30+ runs.....	30, March 13, 2005 vs. Western Illinois (W, 30-13 in Baton Rouge, La.)
Scored 10+ runs in one inning.....	11, April 26, 2015 vs. Tennessee Tech (W, 16-4)
Left 15+ runners on base in one game.....	15, March 5, 2016 vs. Eastern Michigan (W, 5-4 (11))
Surrendered a ninth inning lead.....	April 18, 2017 vs. UNLV (led 12-9, lost 13-12)
Swept a three-game Pac-12 series.....	April 13-15, 2017 vs. WSU (6-5, 10-7, 5-4)
Were swept in a Pac-12 series.....	May 18-20 vs. #15 Arizona (5-6, 1-3, 5-9)
Were swept in a Pac-12 series at home.....	May 18-20 vs. #15 Arizona (5-6, 1-3, 5-9)
Played in extra innings.....	11, March 24, 2017 vs. USC (L, 4-5)
Played in 14+ innings.....	14, March 9, 2016 at Cal State Fullerton (W, 2-1 W)
Played back-to-back extra inning games.....	March 9, 11 and 12, 2016, vs. Cal State Fullerton/UC Davis (14, 11 and 12 innings)
Played a game lasting 5+ hours.....	5 hours, 12 minutes, May 30, 2015 vs. Cal State Fullerton in Fullerton Regional (L, 3-2 (14))

# 2017 Sun Devil Baseball

## RECORDS/AT A GLANCE

### Record When...

Overall .....	23-29	Scoring 0-2 runs .....	1-12	After 8 leading .....	19-2
Conference.....	8-19	..... 3-5 runs.....	8-13	..... trailing .....	3-26
Non-Conference.....	15-10	..... 6-9 runs .....	9-3	..... tied .....	1-1
Home games .....	17-16	..... 10+ runs .....	5-1	Hit 0 home runs .....	10-17
Away games.....	6-13	Opponent 0-2 runs.....	5-2	... 1 home run .....	10-4
Neutral site .....	0-0	..... 3-5 runs.....	12-8	... 2+ home runs .....	3-8
Day games .....	9-14	..... 6-9 runs .....	5-10	Opponent 0 home runs .....	20-18
Night games.....	14-15	..... 10+ runs .....	1-9	..... 1 home run .....	1-5
vs Left starter .....	6-12	Scored in 1st inning .....	6-7	..... 2+ HRs .....	2-6
vs Right starter .....	17-17	Opp. scored in 1st .....	10-13	Made 0 errors .....	7-8
1-Run games .....	9-5	Scores first .....	7-8	... 1 error.....	8-10
2-Run games .....	4-6	Opp. scores first .....	16-21	... 2+ errors .....	8-11
5+Run games .....	4-9	After 6 leading .....	17-2	Opp. made 0 errors.....	6-10
Extra innings .....	1-1	..... trailing .....	3-23	..... 1 error .....	5-14
Shutouts.....	1-5	..... tied .....	2-4	..... 2+ errors.....	12-5
		After 7 leading .....	19-1	Out-hit opponent.....	16-4
		..... trailing .....	3-28	Out-hit by opponent .....	7-21
		..... tied .....	1-0	Hits are tied.....	0-4

### A Look At the Pitching Staff

#### Arizona State Starters

Pitcher	Starts/QS	Pct.	PC/Start	IP/Start	ER Against/Start	Runs For/Start	PCK	DP	Team Record
Eli Lingos	15/6	40%	1,357/90.5	83.1/5.2	37/2.5	29/1.93	4	9	8-7
Chaz Montoya	9/1	11%	778/86.4	44.1/5.0	25/2.7	33/3.7	2	5	5-3
Eder Erives	6/1	17%	492/82.0	28.2/4.2	12/2.0	12/2	2	2	1-5
Spencer Van Scoyoc	8/1	13%	537/67.1	27.1/3.2	11/1.4	14/1.8	0	3	3-5
Ryan Hingst	4/0	0%	262/65.5	13.0/3.1	8/2.0	2/0.5	1	2	2-2
Zach Dixon	3/0	0%	152/50.7	6.1/2.1	7/2.3	0/0.0	0	0	2-1
Jake Godfrey	3/0	0%	184/61.3	9.1/3.0	13/4.3	3/1.0	0	0	0-3
Connor Higgins	1/0	0%	66/66.0	3.2/3.2	3/3.0	3/3.0	0	1	1-0
Fitz Stadler	1/0	0%	51/51.0	2.0/2.0	4/4.0	0/0.0	0	0	0-1
Reagan Todd	1/0	0%	45/45.0	1.1/1.1	5/5.0	1/1.0	0	0	0-1
Alec Marsh	1/0	0%	48/48.0	2.0/2.0	5/5.0	3/3.0	0	0	0-1

#### Arizona State Bullpen (Relief Appearances Only)

Reliever	Last App	IP	H	R	ER	BB	SO	SV	IR/Scored	1st Bat. Faced/Ret.
Garvin Alston	5/20 vs. #15 Arizona	9.1	9	10	10	7	6	0	3/1	7/4
Eder Erives	5/14 at Washington	24.0	18	13	11	13	25	3	10/3	9/7
Sam Ferri	4/29 at Oregon	1.0	2	0	0	1	0	1	4/2	2/0
Jake Godfrey	5/5 vs. #13 Stanford	21.2	19	9	8	15	16	1	19/2	11/8
Connor Higgins	5/20 vs. #15 Arizona	35.1	42	18	16	14	31	4	28/13	15/8
Ryan Hingst	5/20 vs. #15 Arizona	27.0	30	20	19	16	25	0	20/9	15/11
Alec Marsh	5/20 at #15 Arizona	18.0	20	12	12	9	10	0	12/7	7/5
Chaz Montoya	3/18 vs. OSU	9.0	13	9	9	7	12	1	15/4	10/4
James Ryan	5/20 vs. #15 Arizona	17.2	21	13	13	5	16	0	14/6	9/7
Grant Schneider	5/18 vs. #15 Arizona	15.0	28	17	14	10	14	0	8/4	8/4
Fitz Stadler	3/12 vs. LBSU	11.0	6	3	3	1	5	0	5/1	5/5
Zane Strand	2/18 vs. Northwestern	0.2	0	1	1	1	1	0	0/0	1/1
Reagan Todd	5/9 at #13 Arizona	32.2	39	23	21	13	21	1	17/6	18/10
Spencer Van Scoyoc	4/18 at UNLV	0.2	0	1	1	4	1	0	1/0	2/0
Tanner West	5/19 vs. #15 Arizona	9.1	7	4	3	7	7	0	9/3	7/4

# 2017 Sun Devil Baseball

## NATIONAL RANKS/CONFERENCE RANKS/TEAM RANKS

### NATIONAL RANKINGS

Category	Team	Nat'l	Pac-12	Value
Batting Average (295 ranked)		149	6	0.273
Double Plays (295 ranked)		59	3	.47
Double Plays Per Game (295 ranked)		50	3	0.90
Doubles (295 ranked)		197	9	.84
Doubles Per Game (295 ranked)		195	9	1.62
Fielding Percentage (295 ranked)		153	8	0.969
Hit Batters (295 ranked)		123	4	.50
Hits (295 ranked)		152	3	.484
Home Runs (295 ranked)		146	3	.36
Home Runs Per Game (295 ranked)		151	3	0.69
Runs (295 ranked)		202	6	.263
Sacrifice Bunts (295 ranked)		213	11	.22
Sacrifice Flies (295 ranked)		25	2	.29
Scoring (295 ranked)		215	7	5.1
Shutouts (203 ranked)		203	10	.1
Slugging Percentage (295 ranked)		132	3	0.406
Stolen Bases (295 ranked)		182	4	.41
Stolen Bases Per Game (295 ranked)		184	4	0.79
Strikeouts Per Nine Innings (295 ranked)		211	9	6.8
Triples (295 ranked)		10	1	.22
Triples Per Game (295 ranked)		10	1	0.42
WL Pct (295 ranked)		199	10	0.442

### Individual

Category	Name	Nat'l	Pac-12	Value
Complete Games	Eder Erives	127	4	.1
Games Started	Eli Lingos	5	1	.15
Sacrifice Flies	Carter Aldrete	38	2	.6
Sacrifice Bunts	Jeremy McCuin	104	5	0.17
Slugging Percentage	Gage Canning	131	2	.117
Total Bases	Gage Canning	138	4	.87
Triples	Gage Canning	2	1	.8
	Hunter Bishop	74	5	.4
Triples per Game	Gage Canning	4	1	0.15
	Hunter Bishop	97	5	0.08

### Pac-12 RANKINGS

TEAM	
Batting Avg	6th, .273
Slugging %	3rd, .406
Runs Scored	6th, 263
Hits	3rd, 484
Triples	1st, 22
Home Runs	3rd, 36
RBI	6th, 241
Stolen Bases	4th, 41
Walks	11th, 154
ERA	11th, 5.49
Opponent Avg	11th, .296
Saves	t-4th, 11
Home Runs Allowed	t-6th, 27
Strikeouts	8, 348
Fielding %	8th, .969
Double Plays	3rd, 47
Caught Stealing	2nd, 26
Runners Picked Off	t-3rd, 9

### INDIVIDUAL

Batting Avg	Gage Canning	8th, .336
Hits	Gage Canning	t-3rd, 71
Slugging %	Gage Canning	6th, .555
Total Bases	Gage Canning	2nd, 117
Triples	Gage Canning	1st, 8
	Hunter Bishop	t-5th, 4
Home Runs	Gage Canning	t-10th, 6
Sac Flies	Carter Aldrete	t-2nd, 6
Strikeouts	Eli Lingos	9th, 64
Wins	Eli Lingos	t-7th, 6
Pick Offs	Eli Lingos	t-3rd, 3
	Zach Cerbo	t-3rd, 3
IP	Eli Lingos	9th, 83.1
Saves	Connor Higgins	t-11th, 4
Assists	Carter Aldrete	4th, 135
Caught Stealing By	Zach Cerbo	t-3rd, 11

### 2017 SUN DEVIL LEADERS

#### Batting Average

Gage Canning	.336
Zach Cerbo	.306
Hunter Bishop	.296

#### Slugging Percentage

Gage Canning	.555
Tyler Williams	.480
Zach Cerbo	.468

#### On-Base Percentage

Zach Cerbo	.412
Gage Canning	.369
Lyle Lin	.359

#### Total Bases

Gage Canning	117
Carter Aldrete	77
Lyle Lin	74

#### Hits

Gage Canning	71
Lyle Lin	58
Carter Aldrete	54

#### RBI

Carter Aldrete	30
Gage Canning	29
Tyler Williams	28

#### HR

Gage Canning	6
Tyler Williams	5
Hunter Bishop	4
Zach Cerbo	4

#### Runs Scored

Gage Canning	37
Carter Aldrete	25
Hunter Bishop	23
Lyle Lin	23

#### Stolen Bases

Gage Canning	8
Tyler Williams	7
Taylor Lane	5

#### Walks

Zach Cerbo	24
Lyle Lin	17
Hunter Bishop	13
Andrew Snow	13

#### IP

Eli Lingos	83.1
Chaz Montoya	55.2
Eder Erives	52.2

#### Strikeouts

Eli Lingos	64
Chaz Montoya	44
Eder Erives	38

#### Wins

Eli Lingos	6
Chaz Montoya	4
Connor Higgins	3

#### ERA

Spencer Van Scoyoc	3.86
Eder Erives	3.93
Eli Lingos	4.00

#### Saves

Connor Higgins	4
Eder Erives	3
Chaz Montoya	1
Reagan Todd	1
Jake Godfrey	1
Sam Ferri	1

#### Games Started

Eli Lingos	15
Chaz Montoya	9
Spencer Van Scoyoc	8



### LF

Hunter Bishop/16, (6-10)  
Myles Denson/10, (2-8)  
Tyler Williams/3, (3-0)  
Gage Canning/1, (0-1)  
Zach Cerbo/1, (1-0)

### CF

Gage Canning/15, (8-7)

### RF

Gage Canning/36, (15-21)  
Hunter Bishop/12, (6-6)  
Myles Denson/4, (2-2)

### SS

Carter Aldrete/24, (10-14)  
Jeremy McCuin/19, (9-10)  
Andrew Snow/9, (4-5)

### 2B

Carter Aldrete/24, (11-13)  
Taylor Lane /15, (6-9)  
Andrew Snow/11, (5-6)  
Jackson Willeford/2, (1-1)

### SP

Eli Lingos/15, (8-7)  
Chaz Montoya/9, (6-3)  
Spencer Van Scoyoc/8, (3-5)  
Eder Erives/6, (1-5)  
Ryan Hingst/4, (2-2)  
Jake Godfrey/3, (0-3)  
Connor Higgins/1, (1-0)  
Alec Marsh/1, (0-1)  
Fitz Stadler/1, (0-1)  
Reagan Todd/1, (0-1)

### 1B

Lyle Lin/37, (17-20)  
Taylor Lane/12, (5-7)  
Andrew Snow/3, (1-2)

### 3B

Jeremy McCuin/26, (11-15)  
Jackson Willeford/10, (3-7)  
Taylor Lane/8, (4-4)  
Carter Aldrete/4, (2-2)  
Andrew Snow/4, (3-1)

### Bullpen

Garvin Alston Jr.  
Eder Erives  
Jake Godfrey  
Connor Higgins  
Alec Marsh  
Chaz Montoya  
James Ryan  
Grant Schneider  
Fitz Stadler  
Zane Strand  
Reagan Todd  
Tanner West

### DH

Tyler Williams/16, (6-10)  
Hunter Bishop/11, (5-6)  
Zach Cerbo/6, (3-3)  
Taylor Lane/3, (1-2)  
Andrew Snow/2, (1-1)  
Sam Ferri/2, (1-1)  
Jackson Willeford/2, (0-2)

### C

Zach Cerbo/30, (14-16)  
Lyle Lin/15, (6-9)  
Sam Ferri/7, (3-4)

# 2017 Sun Devil Baseball

HEAD COACH TRACY SMITH



## TRACY SMITH - HEAD COACH - THIRD SEASON (21st OVERALL)

Tracy Smith, the 2013 National Coach of the Year, was hired as the fifth head baseball coach in program history on June 24, 2014, and enters his third season at the helm of the Sun Devil baseball program.

Smith has established a reputation of evaluating and developing talent as more than 50 student-athletes since 2000 improved their stock in the Major League Baseball Draft under Smith's tutelage, including four who became first-round draft picks after going undrafted out of high school.

In 20 total years as a head coach, Smith has seen 68 of his players selected in the MLB Draft, including 61 draftees since 2000 and 31 in the first 10 rounds. He has mentored 36 Major League Baseball draft picks over the past eight seasons, including the fourth overall pick in the 2014 Major League Baseball June Amateur Draft (Kyle Schwarber) and three first-round selections in the 2009 MLB June Draft (Eric Arnett, Josh Phegley, Matt Bashore).

In 2016, Smith piloted the Sun Devils to a regional final for the time since 2013. The Sun Devils' 36 wins were the most in the past three years and they finished tied for third in the Pac-12. Five players were selected in the 2016 Major League Baseball Draft, marking 14 total players who have been taken in the draft during Smith's tenure.

Eight Devils earned All-Pac-12 honors on the season, including first team selections David Greer, Seth Martinez, Brian Serven and Colby Woodmansee. All four players would go on to be selected in the MLB draft with Greer (third team), Martinez (second team) and Woodmansee (third team) earning Louisville Slugger All-America accolades.

Smith was instrumental in Sun Devil Baseball's signing of the nation's top recruiting class in 2016, which included eight players who had been drafted by the Major League out of high school.

In his first season at ASU, Smith led the Sun Devils to a postseason berth, a third-place finish in the Pac-12 and 30-plus wins.

He became one of five active coaches, and one of eight all-time, to bring three different Div. I schools to NCAA Regional play as he guided the Sun Devils to a No. 2 seed in the Fullerton Regional in 2015.

He has amassed a 675-503-1 career record in 20 seasons as a head coach at three different schools, including nine seasons at both Miami (Ohio) and Indiana, and one year at Arizona State. His 675 victories rank in the top 50 among active coaches in the NCAA, and his 20 seasons represent the sixth-shortest number of years on the list.

Smith instituted a change in culture at Arizona State and his demand for excellence both on and off the field was represented as the Devils led the Pac-12 in both all-conference and all-academic honorees in 2014.

Nineteen players have earned Pac-12 All-Academic honors in Smith's first two seasons, tied for the most in Sun Devil history for a two-year span. ASU's 10 selections in Smith's first season led the Pac-12.

His emphasis on defense became evident right away as ASU vastly improved its fielding percentage and lowered its number of errors committed in Smith's first season. The Devils finished fourth in the Pac-12 in both categories in 2015 after ranking near the bottom of the conference from 2010-14.

An accomplished fundraiser, Smith played a huge role in helping transition the Sun Devil Baseball program into Phoenix Municipal Stadium. His vision saw a renovated clubhouse, complete with an alumni locker room and an academics center, as well as an increased prominence on the program's historical accomplishments. Capital improvements included a state-of-the-art video board, batting tunnel, a weight room and training room, creation of a grass berm and patio installations, and premium seating options.

Smith earned National Coach of the Year honors and was a unanimous choice for Big Ten Coach of the Year after he led IU to the school's only College World Series appearance in 2013. The following season in 2014, Smith led the Hoosiers to the No. 4 national seed in the NCAA Tournament, the first national seed in Big Ten baseball history.

Smith came to Tempe with 18 years of experience as a collegiate head coach, including nine at Miami University (Ohio) and nine at IU, where he was two-time Big Ten Coach of the Year. He led both programs to a pair of NCAA Regional appearances and more than 600 combined career victories.

He tallied more than 40 wins in each of the past two seasons at IU and led the Hoosiers to consecutive Big Ten Conference Championships for the first time in school history. IU won the Big Ten regular season and B1G Tournament title in 2013, marking the school's first regular season conference championship since 1949 and the first outright crown since 1932, and advanced to the 2013 College World Series, which ended the Big Ten's 29-year CWS absence.

Smith took an IU program that had finished 10th in the Big Ten six times in an eight-year stretch between 2000 and 2007, and led the Hoosiers to an NCAA Regional in 2009 and to the College World Series in 2013. IU notched a program-best 21 conference wins in 2014 and secured eight first team All-Big Ten selections to tie a conference mark for most first team honorees from one school.

He began his coaching career as head coach at Miami University-Middletown in 1990, served as an assistant coach at Miami (Ohio) from 1993-94 and was the pitching coach at IU from 1995-96.

A four-year letterwinner at Miami (Ohio), Smith was a pitcher and an infielder for the RedHawks, and played three minor league seasons in the Chicago Cubs organization. He also participated in 1992 Major League Scouting Bureau's Professional Scout School as a representative of the Cubs.

Born Feb. 14, 1966, Smith graduated with a bachelor's degree in Education from Miami (Ohio) in 1989 and completed a master's degree in Sport Organization from Miami (Ohio) in 1992.

A native of Kentland, Ind., Smith and his wife, Jaime, have three sons, Casey, Ty and Jack. Casey was a four-year letterwinner on the Hoosier baseball team while Ty was a member for the IU football team. Jack is currently a wide receiver on the Sun Devil football team.

Season	Team	Overall	Conference (Standing)	Postseason
1997	Miami (OH)	27-28	17-13 (4th)	MAC Tournament
1998	Miami (OH)	33-26	17-13 (3rd - East)	MAC Tournament
1999	Miami (OH)	34-27	20-12 (2nd - East)	MAC Tournament
2000	Miami (OH)	40-23	16-12 (3rd - East)	NCAA Regional
2001	Miami (OH)	35-25	16-12 (4th - East)	MAC Tournament
2002	Miami (OH)	31-28	16-12 (3rd - East)	MAC Tournament
2003	Miami (OH)	36-24-1	19-9 (2nd - East)	MAC Tournament
2004	Miami (OH)	36-21	14-8 (1st - East)	MAC Tournament
2005	Miami (OH)	45-18	17-4 (1st - East)	NCAA Regional
	<b>Miami (OH)</b>	<b>317-220-1</b>	<b>152-95</b>	
2006	Indiana	22-34	11-21 (10th)	
2007	Indiana	19-35	8-23 (10th)	
2008	Indiana	31-30	15-17 (6th)	Big Ten Tournament
2009	Indiana	32-27	16-7 (3rd)	NCAA Regional
2010	Indiana	28-27	12-12 (t-5th)	Big Ten Tournament
2011	Indiana	30-25	11-13 (7th)	
2012	Indiana	32-28	16-8 (2nd)	Big Ten Tournament
2013	Indiana	49-16	17-7 (1st)	College World Series
2014	Indiana	44-15	21-3 (1st)	First-ever Big 10 National Seed
	<b>Indiana</b>	<b>287-237</b>	<b>127-111</b>	
2015	Arizona State	35-23	18-12 (t-3rd)	NCAA Regional
2016	Arizona State	36-23	16-14 (t-3rd)	NCAA Regional
2017	Arizona State	23-29	8-19	
	<b>Arizona State</b>	<b>93-75</b>	<b>42-45</b>	
	<b>Total</b>	<b>697-532-1</b>	<b>321-247</b>	



### **BEN GREENSPAN - ASSISTANT COACH/RECRUITING COORDINATOR**

- Ben Greenspan enters his third season at Arizona State University as assistant coach and recruiting coordinator, and works primarily with the team's offense and catchers.

- Excelling in his recruiting coordinator position, Greenspan assembled the No. 1 recruiting class in the nation in 2016 according to Collegiate Baseball Newspaper. The class is headlined by Hunter Bishop, who was rated the 15th best outfielder in the nation by Perfect Game. Bishop is joined by Chaz Montoya, the No. 1 left-handed pitcher in Arizona, and Carter Aldrete, the 23rd best shortstop in the nation according to Perfect Game.

- Catcher Brian Serven earned First Team All-Pac-12 recognition in 2016, as well as Pac-12 All-Academic honorable mention and was a semifinalist for the Johnny Bench Award, given to the nation's top catcher. His prowess on both sides of the plate was evident as he became just the fifth catcher in school history to lead the team in home runs and he caught 17 runners stealing, the most by a Sun Devil since 2009. Serven was the first Devil to go in the 2016 MLB Draft, going in the fifth round to the Colorado Rockies.

- Also excelling at the plate under Greenspan was first baseman David Greer, who also earned a First Team All-Conference selection as well as earning a spot on the Louisville Slugger All-America third team. The Arizona-native finished his junior campaign first in the conference in doubles and total bases, second in slugging percentage and third in runs scored. Greer was taken in the 10th round of the 2016 MLB Draft by the Seattle Mariners.

- Greenspan mentored some of the most prolific hitters in IU program history, including two-time All-American catcher Kyle Schwarber, current Oakland Athletics catcher Josh Phegley, and 2010 Big Ten Player of the Year Alex Dickerson. He also played a large role in developing talent at IU as 11 of his position players were selected in the Major League Baseball First-Year Player Draft, in the eight years Greenspan has served as a catching coach, his guidance has produced a First Team All-Conference player at that position in five of those seasons with two of them currently playing MLB (Schwarber and Phegley).

including five in the top five rounds. In the eight years Greenspan has served as a catching coach, his guidance has produced a First Team All-Conference player at that position in five of those seasons with two of them currently playing MLB (Schwarber and Phegley).

- Additional hitting protégés include 2012 Big Ten Freshman of the Year Sam Travis, two-time All-American Dustin DeMuth and current major leaguers Micah Johnson and Ethan Wilson.

- Played for two seasons under coach Smith at IU, and was a Hoosier team captain and Academic All-Big Ten performer in 2007. He spent two years at the University of Connecticut as a catcher and first baseman before joining the IU program. He earned a bachelor's degree in Sport Marketing and Management and a master's degree in Sport Administration from Indiana University.



### **FRED NORI - ASSISTANT COACH**

- Fred Nori, who owns more than 30 years of coaching experience, enters his second seasons in three years on head coach Tracy Smith's coaching staff at Arizona State.

- This marks Nori's fifth stint working with Coach Smith after he served as the volunteer assistant for Indiana University in 2014 and 2007, for Miami University in 2005 and for the Sun Devils in 2015.

- Nori has three conference tournament championships, three NCAA Regional berths and two regular season conference crowns in four seasons as a Div. I assistant coach.

- He was a member of the 2014 IU team that won the Big Ten Conference championship and tournament championship, and became the first program in Big Ten history to earn a national seed. The RedHawks finished first in the Mid-American Conference, won the MAC Tournament championship and were an NCAA Regional participant in 2005. Nori was also a member of the 2009 Xavier Baseball staff, where he helped the Musketeers win the Atlantic 10 Tournament title and advance to an NCAA Regional.

- Nori has a long history of excellence in Ohio high school baseball and owns more than 20 years of head coaching experience that includes a Class A State Championship.

- Nori went on to play professional baseball for three seasons after his playing days at IU ended and he hit .284 with five home runs and 55 RBI as a member of the New York Mets organization. He was a student-athlete at IU from 1961-65, and earned his IU degree in 1965 and a master's degree from Xavier in 1969.



### **MICHAEL EARLEY - VOLUNTEER ASSISTANT COACH**

- Enters his first season as a volunteer assistant coach on head coach Tracy Smith's staff at Arizona State.

- Played under Smith at Indiana from 2008-10 before going on to a professional career with the Chicago White Sox organization, playing professional baseball five years, including time with the team's Triple-A affiliate, the Charlotte Knights

- Outfielder finished his playing days with the Southern Illinois Miners in the independent Frontier League in 2015.


- Finished his professional career with 559 hits, 117 doubles, 38 home runs and a .284 average. He was named to four All-Star teams in his playing days and was also named a member of the Southern Illinois All-Decade Team.

- Earned Third Team All-Big Ten recognition during his senior campaign at IU in 2010 after he tied for fourth in the conference in home runs with 13, and finished the season batting .352.


- Selected by the White Sox in the 29th round of the 2010 Major League Baseball Draft.

- Spent time in 2016 as an associate scout for the New York Mets.







**Carter  
Aldrete**  
IF | R/R | Fr.




**Garvin  
Alston Jr.**  
LHP | B/T | So.




**Hunter  
Bishop**  
OF | L/R | Fr.




**Gage  
Canning**  
OF | B/T | So.



**Zach  
Cerbo**  
C | R/R | Sr.




**Nick  
Cheema**  
C | R/R | Fr.




**Myles  
Denson**  
OF | R/R | Fr.




**Eder  
Erives**  
RHP | R/R | Sr.




**Sam  
Ferri**  
C | R/R | Fr.



**Jake  
Godfrey**  
RHP | B/T | Jr.




**Connor  
Higgins**  
LHP | B/T | So.



**Ryan  
Hingst**  
RHP | B/T | Jr.



**Sean  
Keating**  
LHP | B/T | Fr.




**Taylor  
Lane**  
IF | R/R | Jr.






**Lyle  
Lin**  
C | R/R | Fr.




**Eli  
Lingos**  
LHP | B/T | Jr.



**Alec  
Marsh**  
RHP | B/T | Fr.




**Jeremy  
McCuin**  
IF | S/R | So.




**Chaz  
Montoya**  
LHP | B/T | Fr.



**James  
Ryan**  
RHP | B/T | So.



**Grant  
Schneider**  
RHP | B/T | Jr.




**Andrew  
Snow**  
IF | R/R | Jr.




**Fitz  
Stadler**  
RHP | B/T | So.




**Zane  
Strand**  
RHP | B/T | Fr.




**Reagan  
Todd**  
LHP | B/T | RS So.



**Spencer  
Van Scoyoc**  
LHP | B/T | Fr.



**Tanner  
West**  
LHP | B/T | Jr.




**Jackson  
Willeford**  
IF | R/R | RS Sr.



**Tyler  
Williams**  
OF | R/R | So.

## PLAYER BIOS




Monterey

**#21**  
**INF**

2017 Season-High.....	Statistic .....	Career-High .....
3 vs. CSUB (4/21).....	Hits .....	3 vs. CSUB (4/21/17).....
4 at Arizona (5/9).....	RBI .....	4 at Arizona (5/9/17).....
3 vs. LBSU (3/11).....	RS .....	3 vs. LBSU (3/11/17).....

Date	Opponent	Pts	AB	R	H	RBIs	2B	3B	HR	BB	SB	CPS	HBP	SAC	SP	GDP	K	P	A	E	Avg
Feb 17	NORTHWESTERN-1	*2b	4	0	1	0	0	0	0	0	0	0	0	0	0	0	2	3	0	0	.250
Feb 18	NORTHWESTERN-2	*2b	5	0	0	0	0	0	0	0	0	0	0	0	0	0	1	2	0	0	.000
Feb 18	NORTHWESTERN	*2b	5	0	0	0	0	0	0	0	0	0	0	0	0	0	0	0	0	0	.000
Feb 21	OKLAHOMA STATE	*2b	5	1	2	3	1	0	0	0	0	0	0	0	0	0	3	4	5	0	.143
Feb 21	at TCU	*2b	4	0	0	0	0	0	0	0	0	0	0	0	0	0	3	4	5	0	.143
Feb 23	at TCU	*2b	4	0	1	2	0	0	0	0	0	0	0	0	0	0	0	2	0	0	.222
Feb 23	at TCU	*3bs	4	0	0	0	0	0	0	0	0	0	0	0	0	0	0	2	0	0	.000
Feb 28	NEW MEXICO STATE	*ss	5	1	2	0	0	0	0	0	0	0	0	0	0	0	2	0	3	0	.269
Mar 03	LOVELA MARYMOUN	*2b	4	0	0	0	0	0	0	0	0	0	0	0	0	0	2	0	0	0	.000
Mar 04	LOVELA MARYMOUN	*3b	4	0	1	0	0	0	0	0	0	0	0	0	0	0	0	0	2	0	.000
Mar 05	LOVELA MARYMOUN	*2b	4	0	0	0	0	0	0	0	0	0	0	0	0	0	0	0	0	0	.000
Mar 07	CAL STATE FULLERT	*2b	4	0	1	1	0	0	0	0	0	0	0	0	0	0	0	2	1	0	.221
Mar 07	CAL STATE FULLERT	*2b	4	0	0	0	0	0	0	0	0	0	0	0	0	0	0	0	0	0	.000
Mar 10	LONG BEACH STATE	*2b/ss	4	0	1	1	1	0	0	0	0	0	0	0	0	0	3	2	4	0	.220
Mar 11	LONG BEACH STATE	*2b	4	0	2	0	0	0	0	0	0	0	0	0	0	0	0	0	4	0	.260
Mar 12	LONG BEACH STATE	*2b	4	0	0	0	0	0	0	0	0	0	0	0	0	0	0	0	0	0	.000
Mar 16	OREGON STATE	*2b/3b	3	0	0	0	0	0	0	0	0	0	0	0	0	0	0	0	5	0	.000
Mar 17	OREGON STATE	*ss	3	0	0	0	0	0	0	0	0	0	0	0	0	0	0	0	0	0	.000
Mar 18	OREGON STATE	*2b	3	0	0	0	0	0	0	0	0	0	0	0	0	0	1	1	3	0	.247
Mar 24	at USC	*3b	5	1	1	0	0	0	0	0	0	0	0	0	0	0	1	0	2	1	.241
Mar 25	at USC	*2b/ss	5	0	0	0	0	0	0	0	0	0	0	0	0	0	0	0	0	0	.000
Mar 28	UNLV	*2b	4	2	2	2	1	0	0	0	0	0	0	0	0	0	2	5	0	0	.250
Apr 01	UNLV	*ss	3	1	1	0	0	0	0	0	0	0	0	0	0	0	0	0	0	0	.442
Apr 01	UCLA	*ss	4	1	1	0	0	0	0	0	0	0	0	0	0	0	0	2	4	0	.242
Apr 02	UCLA	*ss	3	0	0	0	0	0	0	0	0	0	0	0	0	0	0	0	3	0	.231
Apr 04	at Arizona	*ss	3	0	0	0	0	0	0	0	0	0	0	0	0	0	0	0	0	0	.000
Apr 07	at Cal	*ss	4	0	0	1	1	0	0	0	0	0	0	0	0	0	0	5	2	0	.231
Apr 08																					



## Mountain Pointe

**#32**  
**LHP**


2017 Season-High.....	Statistic .....	Career-High .....
2.1 vs. UCLA (4/2) .....	IP .....	2.1 UCLA (4/2/17) .....
3 vs. Fullerton (3/7) .....	SO .....	3, twice, last vs. Fullerton (3/7/17) .....
2 vs. Stanford (5/6) .....	BB .....	4 vs. USC (5/29/16) .....

Date	Opponent	GS	IP	H	R	ER	BB	SO	2B	3B	HR	WP	BK	HBP	IBB	Score	W-L	Sv	ERA	NP
Feb 21	OKLAHOMA STATE		0.1	0	0	0	1	1	0	0	0	0	0	0	0	4-8	0-0	0	0.00	11
Mar 07	CAL STATE FULLERT		2.0	3	4	4	1	3	1	0	0	0	0	0	0	4-10	0-0	0	15.43	39
Mar 08	UCLA		1.0	0	0	0	0	0	0	0	0	0	0	0	0	2-1	0-0	0	13.50	20
Apr 04	at Arizona		1.0	0	0	0	0	1	0	0	0	0	0	0	1	2-11	0-0	0	11.12	15
May 05	STANFORD		1.0	0	0	0	0	0	0	0	0	0	0	0	0	5-7	0-0	0	9.45	11
May 06	STANFORD		1.0	0	0	0	0	0	0	0	0	0	0	0	0	6-8	0-0	0	9.39	28
May 16	at Seattle		1.0	1	0	0	1	0	0	0	0	0	0	0	0	6-4	0-0	0	8.31	18
May 18	STANFORD		0.2	0	0	0	1	0	0	0	0	0	0	0	0	5-6	0-0	0	7.71	8
May 20	ARIZONA		0.1	0	0	0	0	0	0	0	1	0	0	0	0	5-6	0-0	0	7.64	8
	at UCLA		0	1	1	1	0	10	0	0	6	0	0	0	4	0-43-35	0-0	0	6.84	8

Year	era	w-l	app	gs	cg	sho	sv	ip	h	r	er	bb	so
2016	11.12	0-0	6	0	0	0/0	0	5.2	4	7	7	8	6
2017	9.64	0-0	9	0	0	0/0	0	9.1	9	10	10	7	6

22

**FACEBOOK: SUNDEVILBASEBALL**




Serra

**#24**  
**OF**

2017 Season-High.....	Statistic .....	Career-High
3, twice, last at Arizona (5/9) .....	Hits .....	3, twice, last at Arizona (5/9/17)
3 vs. CSUB (4/23) .....	RBI .....	3 vs. CSUB (4/23/17)
3 at Arizona (5/9) .....	RS .....	3 at Arizona (5/9/17)

Date	Opponent	Pos	AB	R	H	BI	B8	2B	3B	HR	BB	SB	C	HP	SAC	IF	GDP	K	P	A	E	Avg
Feb 17	NORTHWESTERN-1	of	0	0	0	0	0	0	0	0	0	0	0	0	0	0	0	0	0	0	0	.000
Feb 17	NORTHWESTERN-2	of	1	0	0	0	0	0	0	0	0	0	0	0	0	0	0	0	0	0	0	.000
Feb 21	OKLAHOMA STATE	of	1	3	1	2	0	0	0	0	1	1	0	0	0	0	0	0	0	0	0	.500
Feb 24	@TCU	of	1	1	0	0	0	0	0	0	0	0	0	0	0	0	0	0	0	0	0	.400
Feb 24	@TCU	ph	3	1	0	0	0	0	0	0	0	0	0	0	0	0	0	1	2	0	0	.333
Feb 26	@TCU	of	3	0	0	0	0	0	0	0	0	0	0	0	0	0	0	0	2	0	0	.333
Mar 01	LOYOLA MARYMOUNT	pr	3	0	0	0	0	0	0	0	0	0	0	0	0	0	0	0	0	0	0	.000
Mar 07	CAL STATE FULLERT	ph	1	0	0	0	0	0	0	0	0	0	0	0	0	0	0	0	1	0	0	.300
Mar 08	CAL STATE FULLERT	ph	1	0	0	2	0	0	0	0	0	0	0	0	0	0	0	0	0	0	0	.364
Mar 10	LONG BEACH STATE	dh	3	0	0	0	0	0	0	0	0	0	0	0	0	0	0	0	0	0	0	.000
Mar 11	LONG BEACH STATE	dh	2	1	1	2	0	0	0	0	0	0	0	0	0	0	0	0	0	0	0	.412
Mar 12	LONG BEACH STATE	dh	3	0	0	0	0	0	0	0	0	0	0	0	0	0	0	0	0	0	0	.000
Mar 16	OREGON STATE	dh	3	0	0	0	0	0	0	0	0	0	0	0	0	0	0	0	1	0	0	.333
Mar 17	OREGON STATE	dh	3	0	0	0	0	0	0	0	0	0	0	0	0	0	0	0	0	0	0	.308
Mar 19	OREGON STATE	dh	3	0	0	1	0	0	0	0	0	0	0	0	0	0	0	0	0	0	0	.310
Mar 24	@USC	of	3	0	0	0	0	0	0	0	0	0	0	0	0	0	0	0	0	0	0	.281
Mar 24	@USC	of	6	0	0	0	0	0	0	0	0	0	0	0	0	0	0	0	0	0	0	.250
Mar 26	@USC	of	3	0	2	2	0	1	0	0	2	0	0	0	0	0	0	0	1	0	0	.282
Mar 30	UNLV	of	3	0	0	0	0	0	0	0	0	0	0	0	0	0	0	0	0	0	0	.302
Mar 31	UCLA	of	4	0	1	2	0	0	0	0	0	0	0	0	0	0	0	1	0	0	0	.298
Apr 01	UCLA	dh	3	0	0	0	0	0	0	0	0	0	0	0	0	0	0	0	2	0	0	.280
Apr 02	UCLA	of	3	0	0	0	0	0	0	0	0	0	0	0	0	0	0	0	0	0	0	.259
Apr 04	@Arizona	ph/of	3	0	1	0	1	0	0	0	0	0	0	0	0	0	0	0	2	0	0	.263
Apr 07	@Cal	of	3	0	0	0	0	0	0	0	0	0	0	0	0	0	0	0	0	0	0	.254
Apr 08	@Cal	ph	1	0	0	0	0	0	0	0	0	0	0	0	0	0	0	0	1	0	0	.250
Apr 09	@Cal	of	2	0	0	0	0	0	0	0	0	0	0	0	0	0	0	0	2	1	0	.242
Apr 11	@Cal	of	2	0	0																	



Ramona

**#12**  
**OF**

2017 Season-High.....	Statistic.....	Career-High.....
4 vs. CSUB (4/21).....	Hits .....	4, twice, last vs. CSUB (4/21/17)
4 vs. WSU (4/13).....	RBI .....	4 vs. WSU (4/13/17)
2, 6x, last vs. WSU (4/13).....	RS .....	2, many, last vs. WSU (4/13/17)

Year	State	Pos	Age	H	FB	2B	3B	HR	BB	SB	CS	HBP	SAC	SI	GDP	K	P	A	E	Avg
Feb 17	OKLAHOMA STATE	1st	0	0	0	0	0	0	0	0	0	0	0	0	0	0	0	0	0	286
Feb 17	NORTHWESTERN-2	2nd	4	2	1	0	0	0	0	0	0	0	0	0	0	0	0	0	0	286
Feb 17	NORTHWESTERN-2	2nd	4	2	1	0	0	0	0	0	0	0	0	0	0	0	0	0	0	286
Feb 21	OKLAHOMA STATE	1st	0	0	0	0	0	0	0	0	0	0	0	0	0	0	0	0	0	220
Feb 24	at TCU	1st	0	0	0	0	0	0	0	0	0	0	0	0	0	0	0	0	0	333
Feb 25	at TCU	1st	0	0	0	0	0	0	0	0	0	0	0	0	0	0	0	0	0	333
Mar 03	LOVELL MARYMOUN	1st	0	0	0	0	0	0	0	0	0	0	0	0	0	0	0	0	0	288
Mar 03	LOVELL MARYMOUN	1st	0	0	0	0	0	0	0	0	0	0	0	0	0	0	0	0	0	288
Mar 05	LOVELL MARYMOUN	1st	0	0	0	0	0	0	0	0	0	0	0	0	0	0	0	0	0	311
Mar 05	CAL STATE FULLERT	1st	4	0	0	0	0	0	0	0	0	0	0	0	0	0	0	0	0	288
Mar 08	CAL STATE FULLERT	1st	4	0	0	0	0	0	0	0	0	0	0	0	0	0	0	0	0	288
Mar 11	LONG BEACH STATE	1st	4	1	2	1	0	0	0	0	0	0	0	0	0	0	0	0	0	288
Mar 18	LONG BEACH STATE	1st	4	0	0	0	0	0	0	0	0	0	0	0	0	0	0	0	0	311
Mar 18	LONG BEACH STATE	1st	4	0	0	0	0	0	0	0	0	0	0	0	0	0	0	0	0	311
Mar 18	LONG BEACH STATE	1st	4	0	0	0	0	0	0	0	0	0	0	0	0	0	0	0	0	278
Mar 17	OREGON STATE	1st	3	0	0	0	0	0	0	0	0	0	0	0	0	0	0	0	0	269
Mar 24	at USC	1st	5	1	0	1	0	0	0	0	0	0	0	0	0	0	0	0	0	269
Mar 24	at USC	1st	5	1	0	1	0	0	0	0	0	0	0	0	0	0	0	0	0	269
Mar 26	UNLV	1st	5	0	1	2	1	0	0	0	0	0	0	0	0	0	0	0	0	268
Mar 31	UCLA	1st	5	0	2	0	0	0	0	0	0	0	0	0	0	0	0	0	0	273
Apr 01	at UCLA	1st	5	0	2	0	0	0	0	0	0	0	0	0	0	0	0	0	0	273
Apr 04	at Arizona	1st	4	0	0	0	0	0	0	0	0	0	0	0	0	0	0	0	0	286
Apr 08	at Cal	1st	4	0	0	0	0	0	0	0	0	0	0	0	0	0	0	0	0	301
Apr 09	at Cal	1st	4	0	0	0	0	0	0	0	0	0	0	0	0	0	0	0	0	301
Apr 11	UNLV	1st	4	1	2	1	0	0	0	0	0	0	0	0	0	0	0	0	0	306
Apr 13	WASHINGTON ST.	1st	5	0	1	0	0	0	0	0	0	0	0	0	0	0	0	0	0	311
Apr 14	WASHINGTON ST.	1st	5	0	1	0	0	0	0	0	0	0	0	0	0	0	0	0	0	311
Apr 19	at UNLV	1st	5	0	1	0	0	0	0	0	0	0	0	0	0	0	0	0	0	311
Apr 21	CSULB	1st	5	1	4															

Year	avg	gp-gs	ab	r	h	2b	3b	hr	rbi	bb	so	sb-att
2016	.269	57-55	197	28	53	6	6	3	26	13	66	10-14

414 Major League Baseball Draft Picks | 108 Major Leaguers | 49 Major League Baseball First-Round Draft Picks


## PLAYER BIOS





# 2017 Sun Devil Baseball

## PLAYER BIOS



### Sam Ferri #9 C


Freshman - 5'11 - 185  
Bats/Throws: R/R  
Norridge, Ill.  
Notre Dame College Prep

**2017 Season-High.....Statistic.....Career-High**  
1, 6x, last at Cal (4/7)..... Hits ..... 1, 6x, last at Cal (4/7/17)  
2, twice, last at Cal (4/7)..... RBI ..... 2, twice, last at Cal (4/7/17)  
1, 4x, last at USC (3/26)..... RS ..... 1, 4x, last at USC (3/26/17)

## 2017

Date	Opponent	Pos	AB	R	H	RBI	2B	3B	HR	BB	SB	CS	HBP	SAC	SF	GDP	K	PO	A	E	Avg
Feb 17	NORTHWESTERN-1	c	3	1	1	0	0	0	0	0	0	0	0	0	0	0	9	0	0	0	.333
Feb 18	NORTHWESTERN	ph/c	1	0	1	2	1	0	0	0	0	0	0	0	0	0	1	0	0	0	.500
Feb 21	OKLAHOMA STATE	c	2	0	1	0	0	0	0	0	0	0	0	0	0	0	7	3	0	0	.500
Feb 24	at TCU	c	4	0	0	0	0	0	0	1	0	0	0	0	0	0	3	13	0	0	.300
Mar 07	CAL STATE FULLERT	c	3	1	1	0	0	0	0	0	0	0	0	0	0	0	4	2	1	0	.308
Mar 10	LONG BEACH STATE	c	1	0	0	0	0	0	0	0	0	0	0	0	0	0	4	0	0	0	.286
Mar 17	OREGON STATE	c	1	0	0	0	0	0	0	0	0	0	0	0	0	0	1	3	0	0	.267
Mar 24	at USC	c	4	1	1	1	0	0	0	0	0	0	0	0	0	0	1	11	2	0	.263
Mar 26	at USC	c	0	1	0	0	0	0	0	2	0	0	0	0	0	0	0	2	1	1	.263
Apr 02	UCLA	dh	1	0	0	0	0	0	0	0	0	0	0	0	0	0	1	0	0	0	.250
Apr 04	at Arizona	ph/c	2	0	0	0	0	0	0	0	0	0	0	0	0	0	1	4	0	0	.227
Apr 07	at Cal	c	2	0	1	2	1	0	0	0	0	0	0	0	0	0	1	2	0	0	.250
Apr 08	at Cal	c	1	0	0	0	0	0	0	0	0	0	0	0	0	0	1	3	1	0	.240
Apr 09	at Cal	c	4	0	0	0	0	0	0	0	0	0	0	0	0	0	1	7	2	0	.207
Apr 13	WASHINGTON ST.	dh	3	0	0	0	0	0	0	0	0	0	0	0	0	0	0	0	0	0	.188
Apr 14	WASHINGTON ST.	ph	1	0	0	0	0	0	0	0	0	0	0	0	0	0	0	0	0	0	.182
Totals		gs	33	4	6	5	2	0	0	3	0	0	0	0	0	0	10	70	11	2	.182

Date	Opponent	GS	IP	H	R	ER	BB	SO	2B	3B	HR	WP	BK	HBP	IBB	Score	W-L	Sv	ERA	NP
Apr 23	CSUB		0.2	2	0	0	0	1	0	0	0	0	0	0	0	6-8	0-0	0	0.00	16
Apr 29	at Oregon		0.1	0	0	0	0	0	0	0	0	0	0	0	0	4-3	0-0	0	0.00	7
Totals		0	1.0	2	0	0	0	1	0	0	0	0	0	0	0	10-11	0-0	0	0.00	23



### Jake Godfrey #14 RHP

Junior - 6'3 - 225  
Bats/Throws: R/R  
New Lenox, Ill.  
Providence Catholic

**2017 Season-High.....Statistic.....Career-High**  
4.0 at Arizona (4/4)..... IP ..... 4.0 at Arizona (4/4/17)  
4, twice, last at Arizona (4/4)..... SO ..... 4, twice, last at Arizona (4/4/17)  
4, twice, last at Arizona (4/4)..... BB ..... 4, twice, last at Arizona (4/4/17)

## 2017

Date	Opponent	GS	IP	H	R	ER	BB	SO	2B	3B	HR	WP	BK	HBP	IBB	Score	W-L	Sv	ERA	NP
Feb 17	NORTHWESTERN-2		2.1	2	0	0	1	0	0	0	0	0	0	0	0	4-3	1-0	0	0.00	29
Feb 21	OKLAHOMA STATE		0.1	0	0	0	0	0	0	0	0	0	0	0	0	4-18	1-0	0	0.00	3
Feb 24	at TCU		3.0	5	4	4	4	1	0	0	0	1	0	0	0	5-8	1-0	0	6.35	64
Mar 05	LOYOLA MARYMOUN	*	3.2	5	5	5	3	3	2	0	0	1	1	2	0	5-8	1-1	0	8.68	66
Mar 11	LONG BEACH STATE		1.1	0	0	0	1	1	0	0	0	0	0	0	0	9-4	1-1	1	7.59	21
Mar 12	LONG BEACH STATE		3.2	1	0	0	1	2	0	0	0	1	0	1	0	8-5	2-1	1	5.85	46
Mar 17	OREGON STATE		1.1	5	4	3	2	2	1	0	0	2	0	0	0	1-10	2-1	1	6.89	43
Mar 24	at USC		3.2	3	0	0	2	3	0	0	0	0	0	0	0	4-5	2-1	1	5.59	54
Mar 31	UCLA		1.1	0	0	0	1	1	0	0	0	0	0	0	0	3-9	2-1	1	5.23	17
Apr 04	at Arizona	*	4.0	6	6	5	4	4	2	0	0	1	0	0	0	2-11	2-2	1	6.20	85
Apr 09	at Cal	*	1.2	6	3	3	1	0	2	0	0	0	0	0	0	1-2	2-3	1	6.84	33
Apr 23	CSUB		0.1	0	0	0	0	1	0	0	0	0	0	0	0	6-8	2-3	1	6.51	15
Apr 29	at Oregon		0.2	0	1	1	0	0	0	0	0	0	0	0	0	4-3	2-3	1	6.75	7
Apr 30	at Oregon		2.1	2	0	0	1	2	0	0	0	0	0	0	0	2-3	2-3	1	6.23	34
May 05	STANFORD		0.2	1	0	0	0	0	0	0	0	0	0	0	0	5-7	2-3	1	6.10	21
Totals		3	31.0	35	23	21	23	23	8	0	1	5	1	5	1	63-112	2-3	1	6.10	-



### Connor Higgins #11 LHP

Sophomore - 6'5 - 240  
Bats/Throws: R/L  
Orefield, Penn.  
Parkland


**2017 Season-High.....Statistic.....Career-High**  
7.2 vs. Stanford (5/7)..... IP ..... 7.2 vs. Stanford (5/7/17)  
6 vs. UNLV (3/28)..... SO ..... 6 vs. UNLV (3/28/17)  
2, 4x, last at Washington (5/13)..... BB ..... 2, 4x, last at Washington (5/13/17)

## 2017

Date	Opponent	GS	IP	H	R	ER	BB	SO	2B	3B	HR	WP	BK	HBP	IBB	Score	W-L	Sv	ERA	NP
Feb 21	OKLAHOMA STATE		1.0	3	3	0	0	0	0	0	0	0	0	0	0	4-18	0-0	0	9.99	11
Feb 28	NEW MEXICO STATE		1.0	1	0	0	1	2	0	0	0	0	0	0	0	12-5	0-0	0	27.00	23
Mar 07	CAL STATE FULLERT		0.1	2	1	1	1	0	0	0	0	0	0	0	0	4-10	0-0	0	27.00	18
Mar 12	LONG BEACH STATE		1.1	2	0	0	3	1	0	0	0	0	0	0	0	9-5	0-0	1	13.50	18
Mar 16	OREGON STATE		0.2	0	0	0	0	0	0	0	0	0	0	0	0	0-2	0-0	1	10.80	6
Mar 24	at USC		1.2	3	1	0	1	1	0	0	0	0	0	0	0	1-4	0-1	1	7.20	35
Mar 28	UNLV		4.2	0	0	0	1	6	0	0	0	0	0	0	0	5-4	1-1	1	3.72	45
Apr 01	UCLA		0.2	4	1	1	0	0	2	0	0	0	0	0	0	5-4	2-1	1	4.35	13
Apr 09	at Cal		3.2	4	5	5	2	2	0	0	1	0	0	0	0	2-10	2-1	1	6.43	55
Apr 13	WASHINGTON ST.		3.1	2	0	0	0	4	0	0	0	0	0	0	0	4-5	2-1	0	0.00	19
04-18-17	at UNLV		0.0	3	2	2	2	0	0	0	0	0	0	0	0	2-12	2-2	2	6.23	14
Apr 22	CSUB		1.1	1	0	0	0	1	0	0	0	0	0	0	0	4-2	2-2	3	5.79	26
Apr 29	at Oregon		1.2	3	0	0	2	1	0	0	0	0	0	0	0	2-3	4-3	2	3.72	31
May 07	STANFORD	*	7.2	6	2	1	1	4	0	0	0	0	0	0	0	9-6	3-2	3	4.18	107
May 13	at Washington		3.2	6	3	3	2	3	4	0	0	0	0	0	0	8-5	3-2	3	4.55	66
May 16	at Seattle		2.1	1	0	0	1	1	0	0	0	0	0	0	0	6-4	3-2	2	4.70	36
May 18	ARIZONA		1.0	0	0	0	0	1	0	0	0	0	0	0	0	5-6	3-2	4	4.24	8
May 20	ARIZONA		1.1	2	0	0	1	2	0	0	0	1	0	0	0	5-9	3-2	4	4.08	28

## Career Year-by-Year

Year	era	w-l	app	gs	cq	sho	sv	ip	h	r	er	bb	so
2016	4.97	0-0	13	0	0	0/0	0	12.2	20	7	7	4	10
2017	4.08	3-2	18	1	0	0/0	4	35.1	42	18	16	14	31
TOTAL	4.31	3-2	31	1	0	0/0	4	48.0	62	25	23	18	41



### Ryan Hingst #17 RHP

Junior - 6'4 - 200  
Bats/Throws: R/R  
El Paso, Texas  
Franklin

**2017 Season-High.....Statistic.....Career-High**  
6.0 vs. Northwestern (2/17)..... IP ..... 9.0 vs. Utah (3/25/16)  
5 at UNLV (4/18)..... SO ..... 9 vs. Utah (3/25/16)  
5 at TCU (2/25)..... BB ..... 5 at TCU (2/25/17)


## 2017

Date	Opponent	GS	IP	H	R	ER	BB	SO	2B	3B	HR	WP	BK	HBP	IBB	Score	W-L	Sv	ERA	NP
Feb 17	NORTHWESTERN-2		4.0	1	3	0	3	3	0	0	0	0	0	0	0	4-1	0-0	0	0.00	79
Feb 25	at TCU	*	3.2	4	4	4	5	4	1	0	1	1	0	0	0	4-8	0-1	0	4.70	86
Mar 03	LOYOLA MARYMOUN		0.1	1	0	0	0	1	0	0	0	0	0	0	0	2-1	0-1	0	4.50	6
Mar 04	LOYOLA MARYMOUN		1.2	2	0	0	0	2	0	0	0	0	0	0	0	2-3	0-1	0	4.50	6
Mar 07	CAL STATE FULLERT	*	3.1	1	1	1	1	3	2	0	0	0	0	0	0	4-10	0-1	0	3.46	55
Mar 11	LONG BEACH STATE		0.1	0	0	0	0	0	0	0	0	0	0	0	0	9-4	0-1	0	3.38	6
Mar 12	LONG BEACH STATE	*	2.0	4	4	3	2	1	0	0	0	0	0	0	0	8-5	0-1	0	4.70	42
Mar 16	OREGON STATE		1.1	2	0	0	0	1	0	0	0	0	0	0	0	0-2	0-1	0	4.32	21
Mar 24	at USC		1.0	1	0	0	0	0	0	0	0	0	0	0	0	4-5	0-1	0	4.24	11
Mar 28	UNLV		1.0	1	0	0	1	0	0	0	0	0	0	0	0	2-7	1-0	0	4.00	21
Apr 02	UCLA		1.2	3	3	3	2	1	1	0	1	1	0	0	0	4-17	0-1	0	5.03	39
Apr 04	at Arizona		0.2	3	2	2	1	1	0	0	1	0	0	0	0	2-11	0-1	0	5.62	48
Apr 09	at Cal		0.2	3	2	2	1	1	0	0	1	0	0	0	0	4-10	0-1	0	6.45	18
Apr 14	WASHINGTON ST.		2.2	1	0	0	1	4	0	0	0	1	0	0	0	10-7	1-1	0	5.76	44
Apr 18-19	at UNLV		2.2	1	0	2	1	5	0	0	0	0	0	0	0	12-13	1-1	0	6.00	43
Apr 23	CSUB		0.1	1	0	0	0	0	0	0	0	0	0	0	0	5-9	0-1	0	5.59	18
Apr 30	at Oregon		0.2	1	0	0	1	1	0	0	0	0	0	0	0	2-3	1-1	0	6.43	16
May 05	STANFORD		6.0	7	5	4	3	3	1	0	2	0	0	0	0	5-7	1-1	0	6.35	98
May 13	at Washington		0.2	3	2	2	1	3	0	0	0	0	0	0	0	4-8	0-1	0	6.00	8
May 19	ARIZONA		0.1	0	0	0	0	1	0	0	0	1	0	0	0	1-3	2-1	0	5.95	9
May 20	ARIZONA		0.2	3	2	2	1	3	0	0	0	0	0	0	0	5-8	2-1	0	6.07	26
			4	0	4	3	2	29	3	1	0	1	0	0	0	86-141	0-0	0		





## PLAYER BIOS




## #10 INF

Sophomore - 6'1 - 182  
Bats/Throws: S/R  
Gilbert, Ariz.  
Perry

2017 Season-High.....	Statistic .....	Career-High .....
3, 3x, last at Washington (5/13).....	Hits .....	3, 3x, last at Washington (5/13/17)
3 vs. WSU (4/14) .....	RBI .....	3 vs. WSU (4/14/17)
3 at TCU (2/24) .....	RS .....	3 at TCU (2/24/17)

[illegible]

Year	avg	gp-gs	ab	r	h	2b	3b	hr	rbi	bb	so	sb-att
2016	.163	37-27	92	11	15	4	0	1	7	8	24	0-1
2017	.265	46-45	147	19	39	6	1	2	19	5	36	2-3
TOTAL	.226	83-72	239	30	54	10	1	3	26	13	60	2-4



### #3 LHP

Freshman - 6'0 - 160  
Bats/Throws: L/L  
Glendale, Ariz.  
Centennial

2017 Season-High.....	Statistic.....	Career-High.....
6.1 vs. UCLA (4/1) .....	IP.....	6.1 vs. UCLA (4/2/17).....
6 at USC (3/25).....	SO.....	6 at USC (3/25/17).....
5 at Cal (4/8) .....	BB.....	4 at Cal (4/8/17).....

Date	Opponent	GS	IP	H	R	ER	BB	SO	2B	3B	HR	WP	BK	HBP	IBB	Score	W-L	Sv	ERA	Pace
Feb 17	NORTHWESTERN-1		0.2	0	0	0	1	2	0	0	0	0	0	0	3-1	0	0	0	1.00	16
Feb 21	OKLAHOMA STATE		0.0	0	0	0	0	0	0	0	0	0	0	0	3-1	0	0	0	35.81	21
Feb 24	at TCU		1.0	0	0	0	0	2	0	0	0	0	0	0	1-3-0	0	0	0	22.50	20
Mar 03	LOVELA MARYMOUN		0.2	0	0	0	2	1	2	0	0	0	0	0	1-2-0	0	0	0	24.00	29
Mar 04	LOVELA MARYMOUN		0.1	0	0	0	1	1	0	0	0	0	0	0	1-3-0	0	0	0	21.60	31
Mar 05	LOVELA MARYMOUN		1.2	3	1	0	1	1	1	0	0	0	0	0	2-3	0	0	0	19.64	5
Mar 07	CAL STATE FULLERT		0.1	0	0	0	0	0	0	0	0	0	0	0	5-8	0	0	0	15.19	25
Mar 10	NORTH BEACH STATE		2.1	0	0	0	1	5	0	0	0	0	0	0	7-6	1	0	0	9.00	45
Mar 18	OREGON STATE		3.1	4	0	0	0	3	0	0	0	0	0	0	4-0	1	1	0	7.15	30
Apr 02	at USC		6.1	7	3	3	0	3	0	0	0	0	0	0	5-4	1	1	0	3.70	88
Apr 01	UCLA		6.1	7	3	3	0	3	0	0	0	0	0	0	5-4	2	1	0	4.63	74
Apr 08	at UCLA		5.0	8	6	6	5	2	1	0	0	0	0	0	4-6	2	2	0	7.92	99
Apr 13	WASHINGTON ST.		6.1	7	3	3	0	3	0	0	0	0	0	0	7-2	0	2	0	4.63	74
Apr 21	CSUB		6.0	11	6	5	3	2	1	1	0	2	0	0	12-3	4	2	0	5.95	107
Apr 30	at Oregon		4.1	7	3	3	4	1	4	0	0	0	0	0	1-2-6	4	1	0	9.98	17
May 03	at Arizona		5.0	5	3	3	0	0	0	0	0	0	0	0	1-2-4	3	3	0	9.98	17
May 16	at Seattle		5.0	5	3	1	2	5	0	0	0	0	0	0	6	4	3	0	5.60	73
May 20	ARIZONA		5.0	5	3	1	2	5	0	0	0	0	0	0	6	4	3	0	5.60	73
	CLUB		9	55	26	4	34	34	44	13	3	6	1	0	210	115	4	0	5.58	58




**#39**  
**RHP**

Sophomore - 6'2 - 190  
Bats/Throws: R/R  
Huntington Beach, Calif.  
Marina

2017 Season-High.....	Statistic .....	Career-High .....
3.0 vs. Northwestern (2/18) .....	IP .....	4.0 at Fullerton (4/91/16)
4 vs. Oregon State (3/17) .....	SO .....	4 vs. Oregon State (3/17/17)
1, twice, last vs. WSU (4/14) .....	BB .....	2 vs. Oregon (5/7/16)

Date	Opponent	GS	IP	H	R	ER	BB	SO	2B	3B	HR	WP	BK	HBP	IBB	Score	W-L	Sv	ERA	NP
Feb 18	NORTHWESTERN		3.0	0	0	0	0	1	0	0	0	0	0	0	0	6-2	1-0	0	0.00	22
Feb 24	at TCU		1.1	4	4	4	0	2	0	0	0	0	0	0	0	13-9	1-0	0	8.31	31
Mar 5	at LOYOLA MARYMOUNT		1.0	1	1	1	0	0	0	0	0	0	0	0	0	5-8	0-1	0	7.34	8
Mar 7	CAL STATE FULLERTON		1.0	2	2	2	0	0	0	0	0	0	0	0	0	4-10	1-1	0	9.45	8
Mar 17	OREGON STATE		1.1	3	2	2	1	4	1	0	0	0	0	0	0	1-10	1-1	0	10.12	39
Apr 2	at UCLA		2.0	0	0	0	0	0	0	0	0	0	0	0	0	4-17	1-1	0	8.68	11
Apr 9	at CAL		2.0	0	0	0	0	2	0	0	0	0	0	0	0	2-10	1-1	0	7.15	25
Apr 14	WASHINGTON ST.		2.2	5	3	3	1	3	0	0	0	0	0	0	0	10-7	1-1	0	7.71	44
May 6	STANFORD		1.0	0	0	0	0	0	0	0	0	0	0	0	0	8-13	0-1	0	6.70	10
May 10	at Washington		1.0	0	0	0	1	0	0	0	0	0	0	0	0	7-10	1-1	0	6.75	13
May 16	at Seattle		0.2	0	0	0	2	0	0	0	0	0	0	0	0	6-4	1-1	0	6.48	22
May 20	ARIZONA		1.0	0	0	0	0	0	0	0	0	0	0	0	0	5-4	0-1	0	6.62	23
		0	1.0	7	13	13	1	16	1	0	0	0	0	0	0	2-10	1-3	0		

Year	era	w-l	app	gs	cg	sho	sv	ip	h	r	er	bb	so
2016	5.28	0-0	19	1	0	0/0	1	29.0	41	19	17	7	19
2017	6.62	1-1	12	0	0	0/0	0	17.2	21	13	13	5	16
TOTAL	5.79	1-1	31	1	0	0/0	1	46.2	62	32	30	12	35

#29  
RHP

Junior - 6'3 - 205  
Bats/Throws: R/R  
Austin, Tex.  
Lake Travis


2017 Season-High.....	Statistic .....	Career-High .....
3.2 vs. Fullerton (3/8).....	IP .....	3.2 vs. Fullerton (3/8/17)
4 vs. Fullerton (3/8).....	SO .....	4 vs. Fullerton (3/8/17)
3 vs. Fullerton (3/8).....	BB .....	3. twice, last vs. Fullerton (3/8/17)

Date	Opponent	GS	IP	H	R	E	BB	SO	2B	3B	HR	WP	BK	HBP	IBB	AB	LO	W-L	Sv	ERA	NF
Feb 21	OKLAHOMA STATE		2.2	4	3	1	0	1	0	0	0	0	0	0	0	4	-1-0	0-0	3.38	32	32
Feb 25	at TCU		0.2	0	0	0	1	1	0	0	0	0	0	0	0	4	-1-0	0-0			
Feb 26	NEW MEXICO STATE		1.3	3	2	0	0	0	0	0	0	0	0	0	0	6	-2-5	0-0			
Mar 8	CAL STATE FULLERT		3.2	10	6	6	3	4	3	0	0	0	0	0	0	4	-1-3	0-0			
Mar 18	OREGON STATE		0.1	1	1	1	0	0	0	0	0	0	0	0	0	0	0-4	0-0			
Mar 31	at UCL		0.1	0	0	0	0	0	0	0	0	0	0	0	0	0	0-4	0-0			
Apr 2	UCLA		0.2	0	0	0	0	0	0	0	0	0	0	0	0	0	0-1-7	0-0			
Apr 14	WASHINGTON ST.		0.3	0	3	4	4	2	0	0	0	0	0	0	0	0	0-7	0-0			
Apr 19	CSUB		1.1	0	0	0	2	2	0	0	0	2	0	0	0	0	12-6	0-0			
May 12	at Washington		2.2	0	0	0	0	1	0	0	0	0	0	0	0	0	1-0	0-0			
May 16	at Seattle		1.0	2	2	1	0	0	1	1	0	0	0	0	0	0	6-4	1-0			
May 18	ARIZONA		1.1	2	0	0	0	0	2	1	0	0	0	0	0	0	5-6	1-0			
			0	15	2	0	0	0	0	0	0	0	0	0	0	0	10-1	0-0			

Year	era	w-l	app	gs	cq	sho	sv	ip	h	r	er	bb	sc
2015	12.00	0-0	3	0	0	0/0	0	3.0	2	4	4	1	3
2016	8.38	0-0	9	0	0	0/0	1	9.2	12	11	9	11	7
2017	8.40	1-0	12	0	0	0/0	0	15.0	28	17	14	10	14
TOTAL	8.78	1-0	24	0	0	0/0	1	27.2	42	32	27	25	24

# 2017 Sun Devil Baseball

## PLAYER BIOS



### Andrew Snow

#4  
INF

Junior - 6'1 - 185  
Bats/Throws: R/R  
Woodland, Calif.  
Jesuit


**2017 Season-High.....Statistic.....Career-High**  
4 vs. NMSU (2/28)..... Hits.....4 vs. NMSU (2/28/17)  
3 vs. NMSU (2/28)..... RBI.....4 at Washington State (4/2/16)  
2, 3x, last vs. Stanford (5/7)..... RS.....3 vs. New Mexico (4/29/16)

### 2017

Date	Opponent	Pos	AB	R	H	RBI	2B	3B	HR	BB	SO	CS	HBP	SAC	SF	GDP	K	PO	A	E	Avg
Feb 17	NORTHWESTERN-1	*3b	4	1	2	1	0	0	0	0	0	0	0	0	0	0	0	1	1	1	500
Feb 17	NORTHWESTERN-2	*3b	2	1	1	2	0	0	0	1	0	0	0	0	0	0	0	1	2	3	500
Feb 18	NORTHWESTERN	ph	1	0	0	0	0	0	0	0	0	0	0	0	0	0	0	0	0	0	429
Feb 21	OKLAHOMA STATE	ph/3b	1	0	0	0	0	0	0	0	0	0	0	0	0	0	0	0	0	0	375
Feb 24	at TCU	*3b	4	2	1	2	0	0	0	1	0	0	0	0	0	0	0	1	0	1	333
Feb 25	at TCU	*3b	3	0	0	0	0	0	0	0	0	0	0	0	0	0	0	0	0	0	375
Feb 26	at TCU	ph	1	0	0	0	0	0	0	0	0	0	0	0	0	0	0	0	0	0	375
Feb 26	NEW MEXICO STATE	*2b	4	0	0	0	0	0	0	0	0	0	0	0	0	0	0	0	0	0	500
Mar 03	LOYOLA MARYMOUN	*1b	4	0	2	0	1	0	0	0	0	0	0	0	0	0	0	1	1	0	500
Mar 04	LOYOLA MARYMOUN	*2b	4	0	0	0	0	0	0	0	0	0	0	0	0	0	0	0	0	0	429
Mar 05	LOYOLA MARYMOUN	*1b/2b	5	0	0	0	0	0	0	0	0	0	0	0	0	0	0	1	1	0	384
Mar 08	CAL STATE FULLERTON	*1b	3	0	0	0	0	0	0	0	0	0	0	0	0	0	0	0	0	0	333
Mar 10	LONG BEACH STATE	ph	1	0	0	0	0	0	0	0	0	0	0	0	0	0	0	0	0	0	302
Mar 16	OREGON STATE	ph/2b	2	0	0	0	0	0	0	0	0	0	0	0	0	0	0	0	0	0	333
Mar 17	OREGON STATE	*2b	4	0	0	0	0	0	0	0	0	0	0	0	0	0	0	0	0	0	283
Mar 18	OREGON STATE	*2b	3	0	0	0	0	0	0	0	0	0	0	0	0	0	0	0	0	0	271
Mar 24	at USC	ph/dh	1	0	0	0	0	0	0	0	0	0	0	0	0	0	0	0	0	0	265
Mar 24	at USC	ph/1b	1	0	0	0	0	0	0	0	0	0	0	0	0	0	0	0	0	0	275
Mar 25	at USC	*2b	3	0	0	0	0	0	0	0	0	0	0	0	0	0	0	0	0	0	255
Mar 28	UNLV	*2b	4	0	0	0	0	0	0	0	0	0	0	0	0	0	0	0	0	0	241
Mar 31	UCLA	*2b	3	0	0	0	0	0	0	0	0	0	0	0	0	0	0	0	0	0	242
Apr 01	UCLA	*2b	4	0	0	0	0	0	0	0	0	0	0	0	0	0	0	0	0	0	227
Apr 07	at Cal	ph	1	0	0	0	0	0	0	0	0	0	0	0	0	0	0	0	0	0	224
Apr 08	at Cal	ph/2b	3	1	1	2	0	0	0	0	0	0	0	0	0	0	0	0	0	0	243
Apr 09	at Cal	ph/2b	3	1	1	1	0	0	0	0	0	0	0	0	0	0	0	0	0	0	239
Apr 14	WASHINGTON ST.	*2b	4	1	1	1	0	0	0	1	0	0	0	0	0	0	0	0	0	0	240
Apr 15	WASHINGTON ST.	*2b	3	1	1	0	0	0	0	0	0	0	0	0	0	0	0	0	0	0	244
04-18-17	at UNLV	*2b	3	0	1	0	0	0	0	0	0	0	0	0	0	0	0	0	0	0	235
Apr 28	at Oregon	*dh	1	0	0	0	0	0	0	0	0	0	0	0	0	0	0	0	0	0	232
Apr 29	at Oregon	*dh	1	0	0	0	0	0	0	0	0	0	0	0	0	0	0	0	0	0	235
Apr 30	at Oregon	*dh	1	0	0	0	0	0	0	0	0	0	0	0	0	0	0	0	0	0	235
May 06	STANFORD	*ss	3	0	0	0	0	0	0	0	0	0	0	0	0	0	0	0	0	0	227
May 07	STANFORD	*ss	4	1	1	1	0	0	0	0	0	0	0	0	0	0	0	0	0	0	235
May 09	at Arizona	*ss	6	1	1	0	0	0	0	0	0	0	0	0	0	0	0	0	0	0	239
May 12	at Washington	*ss	4	0	0	0	0	0	0	0	0	0	0	0	0	0	0	0	0	0	245
May 13	at Washington	*ss	4	1	2	0	0	0	0	0	0	0	0	0	0	0	0	0	0	0	245
May 16	at Seattle	*ss	5	0	0	0	0	0	0	0	0	0	0	0	0	0	0	0	0	0	245
May 18	ARIZONA	*ss	4	0	0	0	0	0	0	0	0	0	0	0	0	0	0	0	0	0	235
May 19	ARIZONA	*ss	3	0	0	0	0	0	0	0	0	0	0	0	0	0	0	0	0	0	238
May 20	ARIZONA	*ss	3	0	0	0	0	0	0	0	0	0	0	0	0	0	0	0	0	0	238
Totals			299	125	21	30	14	7	0	13	0	3	2	1	4	2	23	10	62	10	240

### Career Year-by-Year

Year	avg	gp-gs	ab	r	h	2b	3b	hr	rbi	bb	so	sb-att
2015	.300	48-40	140	18	42	6	1	2	24	10	31	1-5
2016	.276	54-52	192	24	53	13	0	0	24	16	36	2-4
2017	.240	42-29	125	21	30	7	0	0	14	13	23	0-3
TOTAL	.274	144-121	457	63	125	26	1	2	62	39	90	3-12



### Fitz Stadler

#22  
RHP

Sophomore - 6'9 - 234  
Bats/Throws: R/R  
Glenview, Ill.  
Glenbrook South


**2017 Season-High.....Statistic.....Career-High**  
3.2 vs. NMSU (2/28)..... IP.....3.2 vs. NMSU (2/28/17)  
2, 3x, last vs. Fullerton (3/8)..... SO.....2, 6x, last vs. Fullerton (3/8/17)  
1 vs. NMSU (2/28)..... BB.....3 at UCLA (5/21/16)

### 2017

Date	Opponent	GS	IP	H	R	ER	BB	SO	2B	3B	HR	WP	BK	HBP	IBB	Score	W-L	Sv	ERA	NP
Feb 17	NORTHWESTERN-2		2.2	1	0	0	2	0	0	0	0	0	0	0	0	4-3	0-0	0	0.00	39
Feb 26	at TCU		1.0	2	1	1	0	0	0	0	0	0	0	0	0	2-5	0-0	0	2.45	19
Feb 28	NEW MEXICO STATE		3.2	1	2	2	1	1	0	0	0	0	0	0	0	12-5	1-0	0	3.68	42
Mar 05	LOYOLA MARYMOUN		2.0	1	0	0	2	0	0	0	0	0	0	0	0	5-8	1-0	0	2.89	27
Mar 08	CAL STATE FULLERTON	*	2.0	8	7	4	0	2	1	1	0	1	0	0	0	4-13	1-1	0	5.56	51
Mar 12	LONG BEACH STATE		1.2	0	0	0	0	0	0	0	0	0	0	0	0	1-0	0-0	0	4.85	14
Totals		1	13.0	14	10	9	7	7	1	2	0	1	0	0	0	35-39	1-1	0	4.85	-

### Career Year-by-Year

Year	era	w-l	app	gs	cg	sho	sv	ip	h	r	er	bb	so
2016	9.35	0-1	12	1	0	0/0	0	17.1	30	22	18	15	10
2017	4.85	1-1	6	1	0	0/0	0	13.0	14	10	7	1	7
TOTAL	7.42	1-2	18	2	0	0/0	0	30.1	44	32	25	16	17



### Reagan Todd

#18  
LHP/INF

Redshirt Sophomore - 6'3 - 215  
Bats/Throws: L/L  
Centennial, Colo.  
Regis Jesuit


**2017 Season-High.....Statistic.....Career-High**  
4.0 vs. Stanford (5/6)..... IP.....6.0 vs. UC Davis (3/13/16)  
5, twice, last vs. LMU (3/4)..... SO.....4, twice, last vs. LMU (3/4/17)  
3 at USC (3/26)..... BB.....4 vs. Washington (4/10/16)

### 2017

Date	Opponent	GS	IP	H	R	ER	BB	SO	2B	3B	HR	WP	BK	HBP	IBB	Score	W-L	Sv	ERA	NP
Feb 17	NORTHWESTERN-1		1.1	0	0	0	1	0	0	0	0	0	0	0	0	3-1	0-0	0	0.00	15
Feb 18	NORTHWESTERN		3.0	2	0	0	0	5	0	0	0	0	0	0	0	6-2	0-0	0	0.00	38
Feb 24	at TCU		1.0	2	3	3	2	1	0	0	0	0	0	0	0	13-9	0-0	0	5.06	33
Feb 28	NEW MEXICO STATE		1.2	2	0	0	0	2	1	0	0	0	0	0	0	12-5	0-0	0	3.86	25
Mar 03	LOYOLA MARYMOUN		0.2	1	0	0	0	0	0	0	0	0	0	0	0	2-1	0-0	1	3.52	7
Mar 04	LOYOLA MARYMOUN		2.0	3	2	2	0	5	0	1	1	0	0	0	0	2-3	0-1	1	4.66	33
Mar 11	LONG BEACH STATE		2.2	3	2	2	2	1	1	0	0	0	0	0	0	9-4	1-1	1	5.11	41
Mar 18	OREGON STATE		1.2	2	1	1	0	1	2	0	0	0	0	0	0	0-4	1-1	1	5.14	27
Mar 26	at USC		3.2	5	5	3	3	0	1	0	0	0	0	0	0	4-7	1-2	1	5.60	58
Apr 02	UCLA	*	1.1	4	6	5	3	1	0	0	0	0	0	0	0	4-17	1-3	1	7.58	45
Apr 04	at Arizona		1.0	1	0	0	0	1	1	0	0	0	0	0	0	2-11	1-3	1	7.20	21
Apr 07	at Cal		1.1	0	0	0	0	2	1	0	0	0	0	0	0	6-9	1-3	1	6.75	27
Apr 15	WASHINGTON ST.		3.0	1	0	0	0	0	1	0	0	0	0	0	0	5-4	2-3	1	5.92	37
04-18-17	at UNLV		1.2	4	2	2	0	2	0	0	0	0	0	0	0	12-13	2-3	1	6.23	35
Apr 21	CSUB		1.2	0	0	0	0	2	0	0	0	0	0	0	0	6-2	0-0	1	3.86	18
Apr 23	CSUB		1.2	7	2	2	0	2	0	0	0	0	0	0	0	6-8	2-4	1	6.14	33
Apr 30	at Oregon		0.2	1	0	0	0	1	0	0	0	0	0	0	0	2-3	2-4	1	6.00	13
May 06	STANFORD	*	4.0	4	3	3	1	1	0	0	0	0	0	0	0	8-13	2-4	1	6.09	62
May 09	at Arizona		0.0	2	3	3	1	0	1	0	0	0	0	0	0	14-13	2-4	1	6	12
Totals			1	34.0	43	29	15	25	10	1	2	6	0	2	0	112-133	2-4	1	6.88	121



## PLAYER BIOS



# #38

## LHP

Freshman - 6'2 - 190  
Bats/Throws: L/L  
Albuquerque, New Mex.  
Volcano Vista

1 vs. Fullerton (3/8)..... IP ..... 3.1 vs. Fullerton (3/8/17)  
 /s. Fullerton (3/8) ..... SO ..... 2 vs. Fullerton (3/8/17)  
 twice vs. LBSU (3/12) ..... BB ..... 2, twice, last vs. LBSU (3/12/17)

17

	Opponent	GS	IP	H	R	E	BB	SO	2B	3B	HR	WP	BK	BBP	IBB	Score	W-L	Sv	ERA	NP
21	OKLAHOMA STATE		0.1	2	0	0	0	0	0	0	0	0	0	0	0	4-18	0-0	0	54.00	20
25	at TCU		0.2	0	0	0	0	1	0	0	0	0	0	0	0	4-8	0-0	0	18.00	11
28	CAL STATE FULLERT		3.1	0	0	0	2	1	0	0	0	0	0	1	0	4-13	0-0	0	4.15	43
02	LONG BEACH STATE		0.1	2	1	0	2	0	0	0	0	0	0	0	0	8-5	0-0	0	3.86	21
06	STANFORD		1.0	2	1	1	0	1	1	0	0	0	0	0	0	8-13	0-0	0	4.76	19
12	at Washington		1.0	1	0	0	1	0	0	0	0	0	1	0	0	0-4	0-0	0	4.05	20
14	ARIZONA		2.2	0	0	0	1	2	0	0	0	0	0	0	0	1-3	0-0	0	2.89	36
19		0	9.1	7	4	3	7	8	0	0	0	2	0	0	0	29-64	0-0	0	4.89	20



**#25  
OF**

Sophomore - 6'3 - 236  
Bats/Throws: R/R  
Peoria, Ariz.  
Raymond S. Kellis

5x, last at Arizona (5/9) .....	Hits .....	3 vs. California (4/15/16)
at Arizona (5/9) .....	RBI .....	4 at Arizona (5/9/17)
twice, last at Arizona (5/9) .....	RS .....	3 at Washington State (4/2/16)

117

[illegible]

## Career Year-by-Year

yr	avg	gp-gs	ab	r	h	2b	3b	hr	rbi	bb	so	sb-att
6	.205	38-23	88	15	18	4	2	0	8	14	17	3-5
7	.235	40-19	98	17	23	5	2	5	28	11	25	7-7
Totl	.220	78-42	186	32	41	9	4	5	36	25	42	10-12