



ARIZONA STATE SUN DEVIL HOCKEY MEDIA NOTES



X @SunDevilHockey



@SunDevilHockey



/SunDevilHockey

2024-25 SCHEDULE/RESULTS

| Date | Opponent | Network | Time/Result |
|---------|--------------------------|-----------|-------------|
| Oct. 4 | at Air Force | FloHockey | W, 8-1 |
| Oct. 5 | at Air Force | FloHockey | L, 3-4 (OT) |
| Oct. 11 | vs. #10 Michigan | NCHC.tv | L, 1-4 (EN) |
| Oct. 12 | vs. #10 Michigan | NCHC.tv | T, 3-3 (OT) |
| Oct. 18 | at #14 Providence | ESPN+ | L, 1-4 (EN) |
| Oct. 19 | at #14 Providence | ESPN+ | L, 1-2 |
| Oct. 25 | at Northern Michigan | Midco | W, 3-1 (EN) |
| Oct. 26 | at Northern Michigan | Midco | W, 2-0 (EN) |
| Nov. 8 | at #8 Colorado College* | NCHC.tv | L, 3-4 (OT) |
| Nov. 9 | at #8 Colorado College * | NCHC.tv | L, 1-3 (EN) |
| Nov. 15 | vs. Omaha* | NCHC.tv | L, 2-4 (EN) |
| Nov. 16 | vs. Omaha* | NCHC.tv | W, 3-2 |
| Nov. 22 | at #1 Denver* | NCHC.tv | 7:00 p.m. |
| Nov. 23 | at #1 Denver* | NCHC.tv | 6:00 p.m. |
| Dec. 6 | vs. Minnesota Duluth* | NCHC.tv | 7:00 p.m. |
| Dec. 7 | vs. Minnesota Duluth* | NCHC.tv | 5:00 p.m. |
| Dec. 28 | vs. USNTDP (exh) | NCHC.tv | 1:00 p.m. |
| Dec. 29 | vs. USNTDP (exh) | NCHC.tv | 1:00 p.m. |
| Jan. 3 | vs. Robert Morris (DHC) | NCHC.tv | 7:00 p.m. |
| Jan. 4 | Desert Hockey Classic | NCHC.tv | 7:00 p.m. |
| Jan. 10 | vs. North Dakota* | NCHC.tv | 7:00 p.m. |
| Jan. 11 | vs. North Dakota* | NCHC.tv | 5:00 p.m. |
| Jan. 17 | at St. Cloud State* | NCHC.tv | 5:30 p.m. |
| Jan. 18 | at St. Cloud State* | NCHC.tv | 4:00 p.m. |
| Jan. 24 | vs. Colorado College* | NCHC.tv | 7:00 p.m. |
| Jan. 25 | vs. Colorado College* | NCHC.tv | 5:00 p.m. |
| Jan. 31 | at Miami* | NCHC.tv | 4:00 p.m. |
| Feb. 1 | at Miami* | NCHC.tv | 4:00 p.m. |
| Feb. 7 | vs. Denver* | NCHC.tv | 7:00 p.m. |
| Feb. 8 | vs. Denver* | NCHC.tv | 5:00 p.m. |
| Feb. 14 | at Minnesota Duluth* | NCHC.tv | 6:07 p.m. |
| Feb. 15 | at Minnesota Duluth* | NCHC.tv | 5:07 p.m. |
| Feb. 21 | vs. Western Michigan* | NCHC.tv | 7:00 p.m. |
| Feb. 22 | vs. Western Michigan* | NCHC.tv | 5:00 p.m. |
| Feb. 28 | at Omaha* | NCHC.tv | 7:00 p.m. |
| Mar. 2 | at Omaha* | NCHC.tv | 6:00 p.m. |

Mar. 14-15 NCHC Quarterfinals

Mar. 21-22 NCHC Frozen Faceoff

Times are in MST // * Conference game

Game 13-14 | Arizona State at No. 1/1 Denver



MAGNESS ARENA
Denver, CO

Friday, November 22
7:00 p.m. MST
Saturday, November 23
6:00 p.m. MST

Watch: NCHC.tv/Fox 10 Xrta
Listen: Fox Sports 910

Arizona State Sun Devils
4-7-1 Overall (1-3-0 NCHC)



Denver Pioneers
12-0-0 Overall (2-0-0 NCHC)

SCOUTING THE SERIES

A massive test awaits in the Mile High City as the Arizona State hockey team (4-7-1, 1-3-0) takes on the reigning national champions No. 1/1 Denver (12-0-0, 2-0-0) on November 22-23 at Magness Arena. Puck drop on Friday is set for 7 p.m. MST on NCHC.tv and Saturday's dual will air in Arizona on FOX 10 Xtra and stream on NCHC.tv. Both games will air on Sun Devil Hockey radio, Fox Sports 910.

This is the first occasion that the Sun Devils compete against a No. 1 team that unanimously earned all 50 first place votes in the USCHO.com Poll. The Pioneers are on a 21-game win streak that dates back to March 9 vs. Colorado College and is one shy of matching the school's longest win streak in history. DU is 12-0-0 which is the best start in program history of the reigning national champions.

ASU NOTABLES

- ASU's goal scoring surge has peaked during the third period through the 12 games this season. In the first and second period combined, ASU tallied 13 goals compared to the 18 goals scored in the final frame.
- ASU leads the country in breakout success percentage in 12 games played
- The Sun Devils put up a season-high 44 shots on goal on Saturday night in the 3-2 win over Omaha. The mark became the third-straight game that ASU tallied over 40 shots on net. ASU has tallied 40-plus shots in four games this season.
- The team has allowed four two-goals-against periods at the hands of ranked opponents this season (#10 Michigan, #14 Providence, #8 Colorado College (2x))
- Colorado College was the first team this season to score against ASU before the 17-minute mark in the first period of play. In Friday night's series opening game, the Tigers tallied goals at three-minute and 11-minute marks.
- ASU has outshot its opponent in 10 of the 12 games this season.
- Coach Powers is one win away from 300 career wins (NCAA and ACHA combined)

ARIZONA STATE QUOTES OF THE WEEK

Alternate captain and graduate forward Ty Jackson

On finally getting some pucks through the back of the net:

"It feels good always when you can score and we've had some really tough defensive games and we've been struggling to score a little bit so it always feels nice to get one in. But I think we, even before this past weekend, we've been doing a lot of good things, it just wasn't going in for us."

On what to fine tune for Denver:

"We know from playing them recently how good their movement is in the offensive zone, so really closing down and defending fast, we've been really good at this year. Our breakouts have been really good because we haven't really spent a lot of time defending our zone, so we've been killing plays. We have to make sure we continue to do that because Denver's movement is so good."

BE THE TRADITION

Hockey SID: Paige Shacklett
Cell Phone: (970) 946-0748
Email: paige.shacklett@asu.edu
Twitter: @paigeshacklett



2023-24 SUN DEVIL HOCKEY ROSTER

| No. | Name | Pos. | S | Ht. | Wt. | Yr. | Hometown (Prev. School) |
|-----|-----------------|------|---|------|-----|-------|---|
| 1 | Luke Pavicich | G | L | 6-2 | 195 | Sr. | Clarence Center, NY/UMass Lowell (NCAA)/UMass (NCAA)/Kenai River (NAHL) |
| 2 | Noah Beck | D | L | 6-3 | 206 | Sr. | Richmond Hill, Ontario, Canada/Clarkson (NCAA)/Fargo (USHL) |
| 5 | Ty Murchison | D | L | 6-2 | 205 | Sr. | Corona, CA/U.S. National U18 Team (USHL) |
| 7 | Joel Kjellberg | D | L | 6-0 | 190 | Fr. | Nacka, Sweden/Cedar Rapids (USHL) |
| 8 | Artem Shlaine | F | L | 6-1 | 185 | Gr. | Moskva, Russia/Northern Michigan (NCAA)/UConn (NCAA)/Muskegon (USHL) |
| 9 | Anthony Dowd | D | R | 5-7 | 152 | So. | Point Pleasant Beach, NJ/ Chicago (USHL) |
| 10 | Tucker Ness | D | R | 6-3 | 216 | Jr. | Plymouth, MN/Waterloo (USHL) |
| 11 | Benji Eckerle | F | L | 5-10 | 181 | Gr. | Northville, MI/Tri-City (USHL) |
| 12 | Cullen Potter | F | R | 5-10 | 172 | Fr. | Minneapolis, MN/U.S. National U-17 |
| 13 | Hunter Mullett | F | R | 6-0 | 160 | Fr. | Hartland, WI/Islanders Hockey Club (NCDL) |
| 14 | Ty Jackson | F | L | 5-8 | 157 | Gr. | Oakville, ON/Dubuque (USHL)/Northeastern (NCAA) |
| 15 | Dylan Jackson | F | R | 5-10 | 166 | Gr. | Oakville, ON/Dubuque (USHL)/Northeastern (NCAA) |
| 16 | Ethan Szmagaj | D | R | 6-0 | 197 | Sr. | Canton, MI/Waterloo (USHL) |
| 18 | David Hymovitch | F | R | 6-0 | 177 | So. | Phoenix, AZ/Muskegon (USHL) |
| 23 | Bennett Schimek | D | R | 6-0 | 192 | Jr. | Mendota Heights, MN/Providence (NCAA)/Sioux City (USHL) |
| 25 | Kyle Smolen | F | R | 5-11 | 165 | So. | Crystal Lake, IL/ Fargo (USHL) |
| 29 | Cole Gordon | F | L | 6-2 | 205 | So. | Windsor, CO/Minnesota (NAHL) |
| 30 | Chase Hamm | G | L | 5-9 | 165 | So. | Saskatoon, SK, Canada/Arizona St. (ACHA) |
| 31 | Gibson Homer | G | L | 6-5 | 210 | R-Jr. | Grand Rapids, MI/Chicago (USHL) |
| 37 | Sam Court | D | L | 5-10 | 184 | Fr. | Winnipeg, MB, Canada/Sioux City (USHL) |
| 39 | Zakari Brice | G | L | 5-11 | 180 | Fr. | Fairbanks, AK/New Jersey Jr. Titans (NAHL) |
| 43 | Cole Helm | F | L | 6-0 | 195 | So. | Dallas, TX/ Dubuque (USHL) |
| 51 | Cruz Lucius | F | L | 6-0 | 178 | Jr. | Grant, MN/Wisconsin (NCAA)/U.S. National U18 |
| 53 | Ryan Alexander | F | L | 5-10 | 176 | Jr. | Toronto, ON./Fargo (USHL) |
| 61 | Lukas Sillinger | F | L | 5-11 | 172 | Gr. | Regina, Sask./Penticton (BCHL)/Bemidji State (NCAA) |
| 74 | Brasen Boser | D | L | 5-11 | 178 | Fr. | Minot, ND/Fargo (USHL) |
| 82 | Charlie Schoen | F | R | 5-10 | 160 | Jr. | Andover, MN/Sioux City (USHL) |
| 89 | Tony Achille | F | L | 6-0 | 175 | Fr. | Hingham, MA/ Maine (NAHL) |
| 92 | Ryan Kirwan | F | L | 6-2 | 205 | Sr. | DeWitt, NY/Penn State (NCAA)/Green Bay (USHL) |

Head Coach: Greg Powers
Associate Coach: Alex Hicks
Assistant Coach: Dana Borges
Assistant Coach: Mike Corbett
Director of Operations: Andrew Matheson
Strength & Conditioning Coach: Liane Blyn
Athletic Trainer: Amanda Doyle
Equipment Manager: Corby Antropik
Assistant Equipment Manager: Owen Hixon
Athletic Communications: Paige Shacklett
Sport Admins: Scott Nelson

PRONUNCIATIONS

BORGES: Boar-Jess
BRASEN BOSER: Bray-Sin Bose-ER
ECKERLE: ECK-er-LEE
HOMER: Home-ER
HYMOVITCH: Hi-Mo-VITCH
KIRWAN: Ker-WHEN
KJELLBERG: Shell-berg
PAVICICH: Pav-Uh-Sich
SCHIMEK: Shim-ICK
SCHOEN: Shane
SHLAINE: Shh-LANE
SMOLEN: Ss-MULL-In
SZMAGAJ: SHH-MAG-EE
ZACKARI: Zachary

ROSTER BREAKDOWN

| | | |
|--------------|---------------|----|
| By Position: | Forwards | 16 |
| | Defensemen | 9 |
| | Goaltenders | 4 |
| By Class: | Freshmen | 6 |
| | Sophomores | 7 |
| | Juniors | 6 |
| | Seniors | 4 |
| | Graduates | 6 |
| By State: | Canada | 7 |
| | Minnesota | 5 |
| | Michigan | 3 |
| | Colorado | 2 |
| | New York | 2 |
| | Illinois | 1 |
| | Alaska | 1 |
| | Arizona | 1 |
| | California | 1 |
| | Massachusetts | 1 |
| | New Jersey | 1 |
| | North Dakota | 1 |
| | Russia | 1 |
| | Sweden | 1 |
| | Texas | 1 |
| | Wisconsin | 1 |

2024-25 Sun Devil Hockey Game Notes

RECORD BREAKDOWN

| | |
|-------------------------------------|-------|
| Overall Record | 4-7-1 |
| Home Record | 1-2-1 |
| Road Record | 3-5-0 |
| Last 5 Games | 2-3-0 |
| Last 10 Games | 3-6-1 |
| Scoring A Power-Play Goal | 2-3-1 |
| Not Scoring A Power-Play Goal | 2-4-0 |
| Allowing A Power-Play Goal | 0-5-0 |
| Not Allowing A Power-Play Goal | 4-2-1 |
| Scoring A Shorthanded Goal | 1-0-0 |
| Allowing A Shorthanded Goal | 0-1-0 |
| 10 Or More Penalties (ASU) | 0-0-0 |
| Fewer Than 10 Penalties (ASU) | 4-7-1 |
| More Penalties Than Opponent | 1-3-0 |
| Fewer Penalties Than Opponent | 3-3-0 |
| Same Amount Of Penalties | 0-1-1 |
| In One-Goal Games | 1-3-0 |
| In Two-Goal Games | 2-2-0 |
| In Three-Goal or More Games | 1-2-0 |
| In Overtime Games | 0-2-1 |
| Scoring 4 or More Goals | 1-0-0 |
| Scoring 3 or More Goals | 2-2-1 |
| Scoring 2 or Fewer Goals | 1-5-0 |
| Allowing 4 or More Goals | 0-5-0 |
| Allowing 3 or Fewer Goals | 4-2-1 |
| Scoring First Goal Of Game | 4-1-0 |
| Opponents Score First | 0-6-1 |
| Leading After One Period | 2-1-0 |
| Trailing After One Period | 0-5-0 |
| Tied After One Period | 2-1-1 |
| Scoring First Goal Of Second Period | 1-2-0 |
| Leading After Two Periods | 1-0-0 |
| Trailing After Two Periods | 0-3-0 |
| Tied After Two Periods | 2-4-1 |
| Scoring First Goal Of Third Period | 4-5-0 |
| Having 10-19 Shots On Goal | 0-0-0 |
| Having 20-29 Shots On Goal | 1-1-0 |
| Having 30-39 Shots On Goal | 1-4-1 |
| Having 40 or More Shots On Goal | 2-2-0 |
| Allowing 10-19 Shots On Goal | 1-0-0 |
| Allowing 20-29 Shots On Goal | 3-4-0 |
| Allowing 30-39 Shots On Goal | 0-3-1 |
| Allowing 40 or More Shots On Goal | 0-0-0 |
| Outshooting Opponent | 3-6-0 |
| Opponent Outshoots ASU | 1-1-1 |
| Shots Are Even | 0-0-0 |
| October | 3-4-1 |
| November | 1-3-0 |
| December | 0-0-0 |
| January | 0-0-0 |
| February | 0-0-0 |
| March | 0-0-0 |
| First Game of the Series | 2-4-0 |
| Second Game of the Series | 2-3-1 |
| Fridays | 2-4-0 |
| Saturdays | 2-3-1 |
| Sundays | 0-0-0 |
| Games Following A Win | 1-2-0 |
| Games Following A Loss | 2-4-1 |
| Games Following A Tie | 0-1-0 |

JERSEY BREAKDOWN



White
(1-2-1)



Maroon
(2-4-0)



Gold
(1-0-0)

TALE OF THE TAPE

| Sun Devils | | Pioneers |
|---------------|-----------------------|-------------|
| 2.6 (T32nd) | Goals Per Game | 4.8 (1st) |
| 2.7 (T26th) | Goals Against Average | 1.4 (1st) |
| 7.3 (54th) | Shots Percentage | 14.2 (2nd) |
| 18.9% (35th) | Power Play | 14.8% (3rd) |
| 85.3% (T22nd) | Penalty Kill | 91.9% (6th) |
| 48.2 (43rd) | Faceoff % | 55.7 (T6th) |

2024-25 STAT LEADERS BREAKDOWN

| | | | | | |
|---------|-----------------|------|-----------|------------------|------|
| Goals | Ryan Kirwan | 6 | Penalties | Ty Murchison | 5 |
| Assists | Noah Beck | 10 | PIM | Ty Murchison | 18 |
| Points | Noah Beck | 12 | PPG | Noah Beck | 2 |
| Shots | Ryan Kirwan | 66 | SHG | Bennett Schimek | 2 |
| Shot % | Bennett Schimek | .172 | GWG | Ryan Kirwan | 2 |
| BLK | Ty Murchison | 30 | GAA | Pavicich & Homer | 2.35 |
| +/- | Anthony Dowd | +7 | SV% | Gibson Homer | .911 |

SCORING BREAKDOWN

| BY CLASS | | CLASS LEADERS | |
|-----------------|--------------------------|-----------------------|--------------------------|
| Class (Players) | Goals - Assists - Points | Player (Class) | Goals - Assists - Points |
| Freshmen (6) | 2 - 7 - 9 | Cullen Potter (Fr.) | 2 - 3 - 5 |
| Sophomores (7) | 7 - 11 - 18 | Kyle Smolen (So.) | 3 - 5 - 8 |
| Juniors (6) | 7 - 6 - 13 | Bennett Schimek (Jr.) | 5 - 5 - 10 |
| Seniors (4) | 6 - 4 - 10 | Ryan Kirwan (Sr.) | 6 - 3 - 9 |
| Graduates (6) | 9 - 28 - 37 | Noah Beck (Gr.) | 2 - 10 - 12 |

RECORD VS. NCHC

| TEAM | 2024-25 | OVERALL | LAST MEETING |
|------------------|---------|---------|--------------------------------|
| COLORADO COLLEGE | 0-2-0 | 6-4-2 | L, 3-1 - Nov. 9, 2024 |
| DENVER | 0-0-0 | 2-9-1 | L, 8-4 - Nov. 14, 2023 |
| MIAMI | 0-0-0 | 0-1-1 | T, 1-1 (SO, W) - Oct. 28, 2023 |
| MINNESOTA DULUTH | 0-0-0 | 0-2-0 | L, 4-1 - Oct. 2, 2022 |
| OMAHA | 1-1-0 | 5-7-1 | W, 3-2 - Nov. 16, 2024 |
| NORTH DAKOTA | 0-0-0 | 1-0-0 | W, 3-2 - Oct. 29, 2022 |
| ST. CLOUD STATE | 0-0-0 | 0-3-0 | L, 4-2 - Dec. 31, 2016 |
| WESTERN MICHIGAN | 0-0-0 | 0-1-1 | T, 2-2 - Feb. 4, 2017 |

NCHC CONFERENCE STANDINGS

| TEAM | PTS | CONF. GP | CONF. W-L-T | OW-OL | SW | CONF. GF-GA | GP | OVERALL W-L-T | WIN% | GF-GA |
|------------------|-----|----------|-------------|-------|----|-------------|----|---------------|-------|-------|
| Western Michigan | 9 | 4 | 3-0-1 | 1-0 | 0 | 10-6 | 8 | 6-1-1 | .812 | 27-14 |
| Colorado College | 8 | 4 | 2-1-1 | 1-1 | 1 | 10-8 | 10 | 8-1-1 | .900 | 33-16 |
| Denver | 6 | 2 | 2-0-0 | 0-0 | 0 | 8-4 | 12 | 12-0-0 | 1.000 | 57-17 |
| Minnesota Duluth | 6 | 4 | 2-2-0 | 0-0 | 0 | 16-13 | 11 | 5-6-0 | .455 | 37-37 |
| North Dakota | 6 | 4 | 2-2-0 | 0-0 | 0 | 15-12 | 11 | 5-6-0 | .455 | 37-34 |
| St. Cloud State | 5 | 2 | 2-0-0 | 1-0 | 0 | 6-3 | 11 | 8-3-0 | .727 | 26-21 |
| Arizona State | 4 | 4 | 1-3-0 | 0-1 | 0 | 9-13 | 12 | 4-7-1 | .417 | 31-32 |
| Omaha | 3 | 4 | 1-3-0 | 0-0 | 0 | 9-11 | 10 | 3-7-0 | .300 | 18-25 |
| Miami | 1 | 4 | 0-4-0 | 0-1 | 0 | 5-18 | 14 | 3-9-2 | .321 | 30-47 |

SUN DEVIL NOTES

LAST TIME VS. DENVER (1-1-0)
In November 2023, the magic in Mullett Arena continued as the No. 16/17 Arizona State Sun Devils (7-1-1) won in an overtime thriller against the No. 2 Denver Pioneers (6-2-1) on Friday night to open the series and protect its undefeated record in the desert. In a back and forth battle, ASU came out on top with graduate captain Tyler Gratton's game-winning goal three minutes into overtime. ASU's first line of Lukas Sillinger at left wing, Ty Jackson at center, and Dylan Jackson at right wing, powered the Sun Devil offense with five goals. Dylan Jackson completed his second NCAA career hat trick - his third goal was game-tying and sent the Sun Devils into extra time. Lukas Sillinger also collected three points with one goal and two assists to make it his fifth three point game of the year. Ty Jackson tallied two points, including the game-opening goal. The Friday night victory against No. 2/2 Denver ties the program record for the highest ranked win. The last time the Sun Devils faced a No. 2 opponent was when the Minnesota Golden Gophers visited Mullett Arena last season when ASU came out victorious in a 6-5 OT win. In that game, senior Robert Mastroisimone netted the overtime goal. On Saturday night, the Sun Devils had an early 3-0 lead but eventually settled for a series split with a 8-4 (EN) loss. ASU held DU to only 28 shots on net, the lowest in all-time meetings between the two programs.

SERIES HISTORY (2-9-1, in favor of DU)
L, 8-4 (EN): Nov. 11, 2023 - Mullett Arena
W, 6-5 (OT): Nov. 10, 2023 - Mullett Arena
L, 5-2: Dec. 3, 2022 - Magness Arena
L, 3-2: Dec. 2, 2022 - Magness Arena
L, 7-1: Dec. 4, 2021 - Oceanside Ice Arena
L, 6-2: Dec. 3, 2021 - Oceanside Ice Arena
L, 4-3: Oct. 9, 2021 - Magness Arena
L, 8-3: Oct. 8, 2021 - Magness Arena
T, 2-2: Dec. 7, 2019 - Gila River Arena
W, 4-1: Dec. 6, 2019 - Oceanside Ice Arena
L, 6-1: Jan. 7, 2017 - Magness Arena
L, 5-1: Jan. 6, 2017 - Magness Arena

INJURY RIDDLED
ASU's slower offensive performance from last year could be attributed to the numerous forwards in and out of the injury list through the opening weeks of play in 2024-25. Standout transfer Cruz Lucius continues to rehab and won't be expected to play until the second half of the schedule. Two-way center Artem Shlaine missed the first six games before returning for

the NMU series. Charlie Schoen, Lukas Sillinger, and Cole Helm all spent time in the injury scratch list which prevented some of the line synergy expected of the 2024-25 veteran squad. Due to the injury pile-up that plagued the Sun Devil offense over the course of the past 12 games, ASU had 12 different line combinations that played over 10 minutes together. In the series at Colorado College and at home against Omaha, the offensive arsenal was so shorthanded due to injury that defenseman Tucker Ness was brought up to the wing position.

BACK IN THE LINEUP
Artem Shlaine returned to the lineup for the first time this season at Northern Michigan two weeks ago. Shlaine served as a faceoff specialist for the Sun Devils and competed as a top two-way center. He tallied an assist in his former home barn and skated in his 125th NCAA game on Friday night. Shlaine wore the 'A' in his junior year at Northern Michigan and was upgraded to a captain for his senior year in 2023-24. Shlaine played in 65 games for the Wildcats and tallied 21 goals and 34 assists for a total 55 points.

DUAL THREAT
The Sun Devils have operated with a dual-threat system in the crease, each with six starts through ASU's 12 games. Luke Pavich (2-4-0), a senior transfer from UMass Lowell, got the go-ahead on both nights in the series against Omaha last weekend. Pavich boasts a .907 save percentage and 2.35 goals against average. The duo split ASU's opening weekend in conference play at No. 8 Colorado College two weeks ago. Homer made the start on Friday before Pavich took over the crease on Saturday. Gibson Homer (2-3-1) collected his second career shutout at Northern Michigan with 22 saves and boasts a 2.35 goals against average and a .911 save percentage through six starts.

NHL DEVILS
Joey Daccord signed a five-year, \$25 million contract with the Seattle Kraken on Wednesday. It has an average annual value of \$5 million and begins next season. The 28-year-old goalie could have been an unrestricted free agent after this season. He's in his second full season in the NHL after going 19-18-11 with a 2.46 goals-against average, .916 save percentage and three shutouts in 50 games (46 starts) for Seattle in 2023-24.

ARIZONA STATE QUICK FACTS

| | |
|------------------------------------|-------------------------------|
| Location..... | Tempe, Ariz. |
| Enrollment..... | 103,000 |
| Nickname..... | Sun Devils |
| Colors..... | Maroon & Gold |
| Conference..... | NCHC (Big-12 in other sports) |
| President..... | Dr. Michael Crow |
| Athletics Director..... | Graham Rossini |
| Arena..... | Mullett Arena |
| Head Coach..... | Greg Powers (17th season) |
| Associate Coach..... | Alex Hicks (11th season) |
| Assistant Coach..... | Dana Borges (2nd season) |
| Assistant Coach..... | Mike Corbett (1st season) |
| Director of Operations..... | Andrew Matheson (6th season) |
| Strength & Conditioning Coach..... | Liane Blyn (7th season) |
| Equipment Manager..... | Corby Antropik (3rd season) |
| Athletic Trainer..... | Amanda Doyle (1st season) |
| Powers' Career Record..... | 299-185-37 |
| Powers' NCAA Record..... | 131-156-24 |

HEAD COACH GREG POWERS

Coach Powers enters his tenth season as the head coach of the Division I program in 2024-25, and his 17th overall at the helm at ASU. He was a finalist for the 2019 and 2020 Spencer Penrose Award, which is awarded to the Division I Coach of the Year. Coach Powers was also named the 2018-19 Frank Kush Sun Devil Coach of the Year, as voted on by the 26 head coaches at Arizona State. On July 7, 2022, Arizona State University and Greg Powers agreed to a five-year contract extension through the 2026-27 season. In 2023-24, Powers led the Sun Devils to a program record 24 wins on the season. Matthew Kopperud finished as an NCAA statistical leader with 17 power play goals. A true Sun Devil coached by Powers all four years of his NCAA career, Kopperud completed his time at ASU as the fourth-best career power play scorer in NCAA history with 41 through his four years in college. Lukas Sillinger also topped the charts in 2023-24 as he set the ASU program record in single season points (48). In the final year of Oceanside Arena, Powers coached ASU to five-straight wins versus USCHO.com Top-20 opponents for the first time in program history (the previous record for consecutive wins against ranked opponents was three-straight games). In 2021-22, the team boasted three of the top-10 scorers in the nation in Colin Theisen, Matthew Kopperud and Josh Doan. ASU scored 116 goals in 35 games for a 3.31 goals per game average, ranked No. 10 in the country. Under Powers, ASU became the fastest start-up collegiate hockey program to qualify for the postseason in 2018-19. At 21-13-1 and No. 10 in the Pairwise rankings, the Sun Devils made the largest jump in all of NCAA Division I year-to-year up from No. 53 at the end of 2017-18. During the 2013-14 season, Coach Powers helped guide the Sun Devils to their first-ever ACHA Division I National Championship. Himself a Sun Devil, Powers graduated from the Walter Cronkite School of Journalism in 1999 and was inducted into the ASU Hockey Player Hall of Fame in 2009. Collegiately, Greg was a three-time ACHA Division I All-American Goaltender while playing for the Sun Devils under the tutelage of Hall of Fame Head Coach Gene Hammett. The Sun Devils qualified for three national championships during Powers' four-season collegiate career, and he was named Team MVP for the 1996-1997 and 1997-1998 seasons.

GLOVES ARE OFF

#1 Luke Pavicich (Sr., G)

- Made season debut in game one at Air Force
- Made 29 saves in first game in maroon and gold
- Started in his second game of the season at #14 Providence, tallying season team-high 36 saves in a single game
- Started for third time this season on Friday night at Northern Michigan. Collected his first win of the season with 16 saves and only one goal against
- Captured 18 saves at No. 8 CC in fourth appearance of the season
- Played first games at Mullett Arena last weekend vs. Omaha, made 37 saves combined

#2 Noah Beck (Gr., D)

- Tied fourth among all NCAA defensemen in points with 12 through 12 games
- Was the only player to have a multipoint game at #8 Colorado College two weeks ago (1G, 1A)
- Tied with second-highest plus/minus on team (+5).
- Won NCHC Defenseman of the Week after an impressive opening weekend at Air Force. Five assists, including four primary
- Tied 14th in the country in assists per game (.84)

#5 Ty Murchison (Sr., D)

- Leads the team in blocks with 30 this season. Talled a massive seven blocks in Saturday night's comeback tie vs. #10 Michigan
- Career single game high for blocks is 9 vs. Boston College on Dec. 31, 2022
- Was the first California native to commit to Sun Devil Hockey in the NCAA DI era

#7 Joel Kjellberg (Fr., D)

- Talled his first career assist at Air Force in his debut game, Oct. 4.

#8 Artem Shlaine (Gr., C)

- Scored his first goal as a Sun Devil on Saturday night vs. Omaha. Put up a season-high six shots
- Made his debut in the maroon and gold at NMU after missing the first six games due to injury
- Talled his first point of the season at NMU in his first game back. Finished both nights at NMU as a +1
- Second on the team in faceoffs (60 min attempts) with 63 wins to 48 losses for a .568 win percentage

#9 Anthony Dowd (So., D)

- Leads the team in plus/minus (+7)
- Second-highest point scorer in sophomore class and among ASU defensemen
- Has not finished a game less than even this season and on a three-game streak of ending as plus
- Boasted a two-point series vs. Omaha (1G, 1A)

#10 Tucker Ness (Jr., D)

- Competed in his first game of the season at #14 Providence on Saturday afternoon
- Due to multiple forwards out due to injury at CC, Ness was moved up to 4th line right wing during game two.
- Played as a forward for the Omaha series

#11 Benji Eckerle (Gr., F)

- Talled one goal this season (empty net at NMU)
- Took the LSAT this summer and is currently applying to law school.
- Only hockey player enrolled in Barrett, The Honors College at ASU

#12 Cullen Potter (Fr., F)

- Scored first collegiate goal at Air Force in ASU's 8-1 win on Friday night
- Scored the game-tying goal in ASU's comeback tie against #10 Michigan on Oct. 12. His goal secured the 3-3 tie for ASU
- Put up single-game high eight shots at #8 CC on Nov. 9

#13 Hunter Mullett (Fr., D)

- Grandson of ASU donors, Don and Barbara Mullett

#14 Ty Jackson (Gr., C)

- Currently on a four-game point scoring streak (1G, 3A)
- Third-best faceoff percentage (.453) on ASU (68-82, minimum 50 attempts)
- Scored his second goal of the season on Friday night vs. Omaha.
- Talled a two-point weekend at CC (2A)
- Named alternate captain for 24-25. The first time he has worn a letter in his college hockey career

#15 Dylan Jackson (Gr., F)

- Fifth-most points on the team (3G, 4A)
- Scored the game-winning goal on Friday night at Air Force
- Tied for team lead in blocks by forwards (10)

#16 Ethan Szmagaj (Sr., D)

- Second-most blocks on the team with 21
- Named 13th captain in Sun Devil Hockey History

#18 David Hymovitch (So., F)

- Scored the game-winning goal vs. Omaha on Saturday night, his first goal in his home state
- Scored two goals in the past three games
- Talled first collegiate goal at #8 CC on Saturday night to protect the team from a road shutout
- Talled his first collegiate point at Air Force to start the season
- The only ASU skater from the state of Arizona

#23 Bennett Schimek (Jr., F)

- Talled first career hat trick at Air Force (game 1)
- Scored two SHG and one PPG in Friday night's win at Air Force
- Awarded NCHC Forward of the Week after the six-point performance in the opening weekend

#25 Kyle Smolen (So., C)

- Put up his second multipoint night of the season vs. Omaha with two assists
- Leads the ASU sophomore class in points, boasts fourth-most points on the team
- Went on a three-game point scoring streak (3A, Oct. 26-Nov. 9)
- Scored first career shorthanded goal at AF (gm. 1)

#29 Cole Gordon (So., C)

- Leads team in faceoff percentage (.656/42-22)
- Has finished even or as a plus in all but one of the 10 games he's played this season

#30 Chase Hamm (So., G)

#31 Gibson Homer (R-Jr., G)

- Made season-high 30 saves against #10 Michigan on Oct. 11 in ASU's home opener
- Made six starts this season. Record of 2-3-1, .911 save percentage, 2.35 GAA
- Notched second career shutout (22 saves) at NMU in game 2 against the Wildcats

#37 Sam Court (Fr., D)

- Talled first career point with an assist at NMU on Saturday night
- Notched second career assist on Friday night vs. Omaha. Made single game high 7 shots on net
- Skated in every game so far this season

#39 Zakari Brice (Fr., G)

#43 Cole Helm (So., F)

- Recorded first assist of the season at AF

#51 Cruz Lucius (Jr., F)

- Out with injury

#53 Ryan Alexander (Jr., F)

- First two-point night of the season (1G, 1A) on Saturday night vs. Omaha
- Has finished even or positive on plus/minus in 11 out of 12 games
- Has played in every game so far this season
- Tied for second-best plus/minus on the team (+5)

#61 Lukas Sillinger (Gr., F)

- Talled two assists in a game against #10 Michigan on Oct. 12
- Talled another two-assist night at Northern Michigan in game one
- Is the active leading point scorer in the NCAA (128)

#74 Brasen Boser (Fr., D)

- Notched first career point in Friday vs. Omaha
- Single game high of +3 on Saturday vs. Omaha
- Skated in every game so far this season

#82 Charlie Schoen (Jr., F)

- Out with injury indefinitely

#89 Tony Achille (So., F)

- Tony is a childhood cancer survivor (Hochkin's Lymphoma). A feature story on his journey will air during the top-25 showdown between #21 ASU Football and #14 BYU on Saturday night and is available to view on @SunDevilHockey
- Competed in the series vs. #10 Michigan, #14 Providence, and #8 CC

#92 Ryan Kirwan (Sr., F)

- Notched at least a point in eight of 12 games
- Currently on a two-game point streak (2A)
- Had a four-game goal-scoring streak (5G) from Oct. 18-Oct. 26
- All of his three goals at Northern Michigan were scored within the final five minutes of regulation
- Leads the team in game-winning goals (2 in NMU series)
- Had a two-goal weekend at #14 Providence. He was ASU's sole goal scorer throughout the entire weekend
- Leads the nation in shots (66). Put up a massive 19 shots on net against the Wildcats over the series (8 on Friday, 11 on Saturday)

ARIZONA STATE SINGLE-GAME CAREER HIGHS

#1 Luke Pavich

Saves: 47 (at Providence, 01/27/24)

#2 Noah Beck

Goals: 2 (2 times, last vs. New Hampshire, 10/07/22)

Assists: 3 (2 times, last at Air Force, 10/04/24)

Points: 3 (4 times, last at Air Force, 10/04/24)

Plus/Minus: +3 (2 times, last at Air Force, 10/04/24)

#5 Ty Murchison

Goals: 2 (at Colorado College, 12/17/21)

Assists: 1 (10 times, last vs. Alaska Fairbanks, 02/10/24)

Points: 2 (at Colorado College, 12/17/21)

Blocks: 9 (vs. Boston College, 12/31/22)

#7 Joel Kjellberg

Assists: 1 (at Air Force, 10/04/24)

#8 Artem Shlaine

Goals: 3 (vs. Lake Superior State, 11/10/23)

Assists: 3 (2 times, last vs. Ferris State, 02/18/23)

Points: 3 (6 times)

Plus/Minus: +4 (vs. Ferris St., 02/17/23)

#9 Anthony Dowd

Goals: 2 (at Robert Morris, 12/17/23)

Assists: 2 (vs. Stonehill, 11/03/23; vs. Northern Michigan, 10/21/23)

Points: 3 (vs. Stonehill, 11/03/23 and at Robert Morris, 12/17/23)

Plus/Minus: +2 (3 times, last at Air Force, 10/05/24)

#10 Tucker Ness

Assists: 1 (vs. Stonehill, 11/03/23 and vs. Augustana, 01/19/24)

Points: 1 (vs. Stonehill, 11/03/23 and vs. Augustana, 01/19/24)

Plus/minus: +2 (vs. Lindenwood, 02/03/24)

#11 Benji Eckerle

Goals: 1 (15 times, last at Northern Michigan, 10/25/24)

Assists: 1 (30 times, last at #8 Colorado College, 11/8/24)

Points: 2 (3 times, last vs. Dartmouth, 12/08/23)

Plus/Minus: +3 (2 times, last vs. Harvard, 01/05/24)

#12 Cullen Potter

Goals: 1 (2 times, last vs. #10 Michigan, 10/12/24)

Assists: 1 (3 times, last at #8 Colorado College, 11/8/24)

Points: 2 (vs. #10 Michigan, 10/12/24)

#13 Hunter Mullett

#14 Ty Jackson

Goals: 1 (27 times, last time vs. Omaha, 11/15/24)

Assists: 4 (vs. Lindenwood, 02/17/23)

Points: 4 (vs. Lindenwood, 02/17/23)

#15 Dylan Jackson

Goals: 3 (2 times, last vs. #2 Denver, 11/10/23)

Assists: 2 (5 times, last at Miami, 10/28/23)

Points: 4 (vs. Lindenwood, 02/17/23)

#16 Ethan Szmagaj

Goals: 1 (5 times, last vs. Alaska Fairbanks, 02/10/24)

Assists: 2 (at Bemidji State, 10/08/22)

Points: 2 (at Bemidji State, 10/08/22)

Blocks: 7 (at New Hampshire, 12/10/22)

#18 David Hymovitch

Goals: 1 (2x, last vs. Omaha, 11/16/24)

Assists: 1 (at Air Force, 10/05/24)

Points: 1 (3x, last vs. Omaha, 11/16/24)

#23 Bennett Schimek

Goals: 3 (at Air Force, 10/04/24)

Assists: 2 (at UMass Lowell, 01/26/24)

Points: 4 (2 times, last at Air Force, 10/04/24)

Plus/Minus: +4 (2 times, last at UMass Lowell, 01/26/24)

#25 Kyle Smolen

Goals: 2 (3x, last at Air Force, 10/04/24)

Assists: 2 (vs. Lindenwood, 02/02/24)

Points: 3 (vs. Harvard, 01/05/24)

#29 Cole Gordon

Goals: 1 (4 times, last at Air Force, 10/04/24)

Assists: N/A

Points: 1 (4 times, last at Air Force, 10/04/24)

#31 Gibson Homer

Saves: 39 (at Alaska Anchorage, 03/08/24)

#37 Sam Court

Assists: 1 (2x, last vs. Omaha, 11/15/24)

Points: 1 (2x, last vs. Omaha, 11/15/24)

Plus/Minus: +1 (at Air Force, 10/04/24)

#43 Cole Helm

Goals: N/A

Assists: 1 (2 times, last at Air Force, 10/04/24)

Points: 1 (2 times, last at Air Force, 10/04/24)

#51 Cruz Lucius

Goals: 2 (4 times)

Assists: 4 (vs. Notre Dame, 01/07/23)

Points: 4 (2 times, last vs. Notre Dame, 01/07/23)

Plus/Minus: +3 (2 times, last at Michigan Tech, 10/20/23)

#53 Ryan Alexander

Goals: 2 (vs. Minnesota, 11/26/22)

Assists: 2 (2 times, vs. Lindenwood 02/03/24 & at Robert Morris, 12/17/23)

Points: 2 (7 times, last time vs. Omaha, 11/16/24)

#61 Lukas Sillinger

Goals: 3 (at Alaska Anchorage, 03/09/24)

Assists: 4 (at Robert Morris, 12/17/23)

Points: 5 (at Robert Morris, 12/17/23)

Plus/Minus: +5 (at Michigan Tech, 03/12/22)

#74 Brasen Boser

Assists: 1 (vs. Omaha, 11/15/24)

Points: 1 (vs. Omaha, 11/15/24)

Plus/Minus: +3 (vs. Omaha, 11/16/24)

#82 Charlie Schoen

Goals: 2 (at Alaska Fairbanks, 02/24/24)

Assists: 3 (at Alaska Anchorage, 03/09/24)

Points: 3 (at Alaska Anchorage, 03/09/24)

#89 Tony Achille

Goals: N/A

Assists: 1 (3 times, last vs. Lindenwood, 02/03/24)

Points: 1 (3 times, last vs. Lindenwood, 02/03/24)

#92 Ryan Kirwan

Goals: 3 (vs. Army, 01/06/24)

Assists: 2 (2 times, last at Wisconsin, 12/11/21)

Points: 4 (vs. Army, 01/06/24)

Plus/Minus: +4 (vs. Minnesota, 12/02/23)

ARIZONA STATE LAST TIME IT HAPPENED

| | | | |
|----------------------------------|---|--|---------------|
| Won in overtime | at Alaska (4-3) | Feb. 24, 2024 | |
| Lost in overtime | at #8 Colorado College (4-3) | Nov. 8, 2024 | |
| Overtime tie | vs. #10 Michigan (3-3) | Oct. 12, 2024 | |
| Scored 5 goals | @Alaska Anchorage | March 9, 2024 | |
| Scored 6 goals | vs. #2 Denver | Nov. 10, 2023 | |
| Scored 7+ goals | at Air Force (8) | Oct. 4, 2024 | |
| Allowed 5+ goals | vs. #2 Denver (8, 2EN) | Nov. 11, 2023 | |
| Shutout on road | @ #4 Minnesota (0-10) | Jan. 21, 2021 | |
| Shutout at home | vs. #17 Minnesota State (0-5) | Jan. 14, 2023 | |
| Shutout at neutral site | vs. #19 Clarkson (0-3) | Dec. 28, 2018 | |
| Had a home shutout | vs. Alaska Anchorage (3-0) | Nov. 19, 2023 | |
| Had a road shutout | @ Northern Michigan (2-0) | Oct. 26, 2024 | |
| Had a neutral site shutout | | | |
| Had a home sweep | vs. Long Island (6x in 2023-24) | March 1-2, 2024 | |
| Had a road sweep | @ Northern Michigan | Oct. 25-26, 2024 | |
| Swept at home | vs. #18 Cornell | Feb. 24-25, 2023 | |
| Swept on the road | @ #8 Colorado College | Nov. 8-9, 2024 | |
| Scored a SHG | Bennett Schimek at Air Force (2) | Oct. 4, 2024 | |
| Allowed a SHG | vs. #10 Michigan | Oct. 11, 2024 | |
| Scored 2 PPG's | @Air Force (Schimek & Smolen) | Oct. 4, 2024 | |
| Scored 3 PPG's | vs. Alaska Fairbanks(Kopperud, T. Jackson, Kopperud) | Feb. 10, 2024 | |
| Player w/ 2+ PPG's | Matthew Kopperud (2) vs. Alaska Fairbanks | Feb. 10, 2024 | |
| | Tyler Gratton (2) at Robert Morris | Dec. 17, 2023 | |
| | Matthew Kopperud (2) at Robert Morris | Dec. 16, 2023 | |
| | Matthew Kopperud (2) vs. New Hampshire | Oct. 16, 2021 | |
| | Matthew Kopperud (2) vs. UMass Lowell | Oct. 2, 2021 | |
| | Matthew Kopperud (2) vs. #18 Notre Dame | Jan. 10, 2021 | |
| Player w/2 SHG | Bennett Schimek at Air Force | Oct. 4, 2024 | |
| Allowed 2 PPG's | vs. Long Island | March 1, 2024 | |
| Allowed 3+ PPG's | vs. #11/12 Denver (4) | Dec. 4, 2021 | |
| Acquired 10+ Penalties | @ Alaska(21) | Feb. 23, 2024 | |
| Committed 0 Penalties | @ #1 Minnesota | Jan. 4, 2021 | |
| Scored a hat trick | Bennett Schimek at Air Force | Oct. 4, 2024 | |
| Allowed a hat trick | at #14 Providence (2G, 1EN) | Oct. 18, 2024 | |
| | vs. #10 Michigan (2G, 1EN) | Oct. 11, 2024 | |
| Player had 3 assists | Noah Beck (3) at Air Force | Oct. 4, 2024 | |
| | Charlie Schoen (3) @Alaska Anchorage | March 9, 2024 | |
| | Lukas Sillinger (3) vs. Long Island | March 2, 2024 | |
| | Lukas Sillinger (3) at Alaska Fairbanks | Feb. 24, 2024 | |
| | Lukas Sillinger (3) vs. Alaska Anchorage | Nov. 17, 2023 | |
| | Robert Mastro Simone (3) at Alaska Anchorage | March 3, 2023 | |
| | Robert Mastro Simone (3) vs #2 Minnesota | Nov. 26, 2022 | |
| | Jack Becker (3) at Colorado College | Dec. 17, 2021 | |
| | Josh Doan (3) vs. UMass Lowell | Oct. 2, 2021 | |
| | Walker & O'Reilly (3) at #18 Notre Dame | Jan. 10, 2021 | |
| Player had 4 assists | Lukas Sillinger (4) at Robert Morris | Dec. 17, 2023 | |
| | Tim Lovell (4) at Robert Morris | Dec. 17, 2023 | |
| | Ty Jackson (4) vs. Lindenwood | Feb. 17, 2023 | |
| Player had 5 assists | Anthony Croston (5) vs. Brown | Dec. 30, 2016 | |
| Player had 3 points | Noah Beck (3A) at Air Force | Oct. 4, 2024 | |
| Player had 4 points | Bennett Schimek (3G, 1A) at Air Force | Oct. 4, 2024 | |
| | Lukas Sillinger (3G, 1A) @Alaska Anchorage | March 9, 2024 | |
| | Tim Lovell (4A) at Robert Morris | Dec. 17, 2023 | |
| | Josh Doan (1G, 3A) at Alaska Anchorage | March 3, 2023 | |
| | Ty Jackson (4A), Dylan Jackson (2G, 2A) | Feb. 17, 2023 | |
| Player had 5 points | Lukas Sillinger (1G, 4A) at Robert Morris | Dec. 17, 2023 | |
| | Anthony Croston (5A) vs. Brown | Dec. 30, 2016 | |
| Registered 40+ SOG | vs. Omaha (44) | Nov. 16, 2024 | |
| Registered 50+ SOG | vs. Omaha (53), vs St. Thomas (50), Lindenwood (53), RMU (56) | 10/27/18, 10/29/21, 02/17/23, 12/27/23 | |
| Allowed 40+ SOG | @Alaska Anchorage (43) | March 8, 2024 | |
| | vs. #9 Providence (41)* | Nov. 24, 2023 | |
| Allowed 50+ SOG | vs. Boston College (50) | Dec. 30, 2022 | |
| Goalie had 30-39 saves | Luke Pavicich(36) | at #14 Providence | Oct. 19, 2024 |
| Goalie had 40+ saves | TJ Semptimphelter vs. Boston College (42) | Dec. 31, 2022 | |
| Goalie had 50+ saves | TJ Semptimphelter (53) at #1 Denver | Dec. 2, 2022 | |
| Goalie assist | TJ Semptimphelter vs. Harvard | Jan. 5, 2024 | |

*Includes Overtime

2024-25 REGULAR-SEASON HIGHS AND LOWS

| | | | |
|---|------------|--|------------------------------|
| Most Goals Scored in a Game | 8 | at Air Force | Oct. 4, 2024 |
| Most Goals Allowed in a Game | 4 | at AF/#10 UM/#14 PRO/#8 CC/UNO | Oct. 5/11/18/Nov. 8/15 |
| Most Goals Scored in a Period | 4 | at Air Force | Oct. 4, 2024 |
| Most Goals Allowed in a Period | 2 | #10 UM/#14 PRO/#8 CC/UNO | Oct. 11/18/Nov. 8&9/15, 2024 |
| Most Shots On Goal in a Game | 44 | vs. Omaha | Nov. 16, 2024 |
| Most Shots On Goal Allowed in a Game | 38 | at #14 Providence | Oct. 19, 2024 |
| Most Shots On Goal in a Period | 18 | vs. Omaha | Nov. 15, 2024 |
| Most Shots On Goal Allowed in a Period | 19 | at Air Force (2nd period) | Oct. 5, 2024 |
| Fewest Shots On Goal in a Game | 24 | at Air Force | Oct. 4, 2024 |
| Fewest Shots On Goal Allowed in a Game | 17 | at Northern Michigan | Oct. 25, 2024 |
| Fewest Shots On Goal in a Period | 4 | at Air Force (2nd period) | Oct. 4, 2024 |
| Fewest Shots On Goal Allowed in a Period | 3 | at Northern Michigan (3rd period) | Oct. 26, 2024 |
| Most Saves in a Game | 36 | Luke Pavich at #14 Providence | Oct. 19, 2024 |
| Most PPG in a Game | 2 | at Air Force (Schimek 2x) | Oct. 4, 2024 |
| Most PPG Allowed in a Game | 1 | Multiple Games this Season | |
| Most PP Opportunities in a Game | 6 | at Northern Michigan | Oct. 25, 2024 |
| Most ASU Penalties in a Game | 6 | at Air Force | Oct. 4, 2024 |
| Most SHG in a Game | 3 | at Air Force (Bennett Schimek 2x, Smolen) | Oct. 4, 2024 |
| Most SHG Allowed in a Game | 2 | vs. #10 Michigan | Oct. 11, 2024 |
| Longest Undefeated Streak | 1 | Oct. 4, 2024 & Nov. 16, 2024 | |
| Longest Winning Streak | 2 | Oct. 25-26, 2024 | |
| Longest Home Winning Streak | | | |
| Longest Road Winning Streak | 2 | Oct. 25-26, 2024 | |
| Longest Winless Streak | 5 | Oct. 5-19, 2024 | |
| Longest Home Winless Streak | 3 | Oct. 11-Nov. 15, 2024 | |
| Longest Road Winless Streak | 3 | Oct. 5-19, 2024 | |
| Longest Winning Streak Against Ranked Teams | | | |
| Quickest Goal from Start of Game (Sun Devils) | :27 (1st) | at Air Force (Bennett Schimek) | Oct. 5, 2024 |
| Quickest Goal from Start of Game (Opp.) | 3:59 (1st) | at #8 Colorado College | Nov. 8, 2024 |
| Shortest Time Between Two Goals (Sun Devils) | 0:16 | vs. #10 Michigan (Beck & Potter) | Oct. 12, 2024 |
| Shortest Time Between Two Goals (Opp.) | 2:03 | vs. Omaha | Nov. 15, 2024 |
| Shortest Time Between Two Goals (Both teams) | :31 | at Air Force | Oct. 5, 2024 |
| Largest Margin of Victory | 7 | at Air Force (8-1) | Oct. 4, 2024 |
| Largest Margin of Defeat | 3 | vs. #10 Michigan/at #14 Providence | Oct. 11/18, 2024 |
| Largest Crowd at Home | 5,354 | vs. #10 Michigan | Oct. 12, 2024 |
| Shutouts This Year | 1 | at Northern Michigan (2-0, 22 saves-Homer) | Oct. 26, 2024 |
| Shutouts Against This Year | | | |
| Hat Tricks | 1 | Bennett Schimek at Air Force | Oct. 4, 2024 |
| Hat Tricks Against | 2 | #10 Michigan (2G, 1EN) | Oct. 11, 2024 |
| | | #14 Providence (2G, 1EN) | Oct. 18, 2024 |

*Includes Overtime

OVERALL REGULAR-SEASON HIGHS AND LOWS

| | | | |
|---|--------|---|---|
| Most Goals Scored in a Game | 8 | vs. Brown at #14/15 Wisconsin vs. Lindenwood at Robert Morris at Air Force | Dec. 30, 2016 Nov. 28, 2020 Feb. 17, 2023 Dec. 17, 2023 Oct. 4, 2024 |
| Most Goals Allowed in a Game | 10 | at #4 Minnesota at Merrimack | Jan. 21-22, 2021 Jan. 31, 2016 |
| Most Goals Scored in a Period | 5 | 2nd period at Robert Morris 3rd period vs. RIT | Dec. 17, 2023 Jan. 17, 2020 |
| Most Goals Allowed in a Period | 6 | 3rd period at #4 Minnesota | Jan. 22, 2021 |
| Most Shots On Goal in a Game | 56 | at Robert Morris | Dec. 17, 2023 |
| Most Shots On Goal Allowed in a Game | 57 | at Quinnipiac at UMass-Lowell at Quinnipiac | Oct. 15, 2015 Jan. 30, 2016 Jan. 27, 2017 |
| Most Shots On Goal in a Period | 27 | 2nd period at Robert Morris | Dec. 17, 2023 |
| Most Shots On Goal Allowed in a Period | 28 | 3rd period at Quinnipiac | Jan. 28, 2017 |
| Fewest Shots On Goal in a Game | 11 | at #12/14 Wisconsin | Jan. 16, 2021 |
| Fewest Shots On Goal Allowed in a Game | 15 | at Air Force at #6 North Dakota | Oct. 18, 2019 Oct. 29, 2022 |
| Fewest Shots On Goal in a Period | 1 | 3rd period at Quinnipiac 1st period at Bentley 3rd period vs. Boston College | Jan. 28, 2017 Feb. 8, 2020 Dec. 31, 2022 |
| Fewest Shots On Goal Allowed in a Period | 1 | 1st period vs. Alabama-Huntsville | Nov. 3, 2017 |
| Most Saves in a Game | 53 | Joey Daccord at Quinnipiac TJ Semptimphelter at #1 Denver | Jan. 28, 2017 Dec. 2, 2022 |
| Most Penalties in a Game | 21 | at Alaska | Feb. 23, 2024 |
| Most PPG in a Game | 5 | vs. Omaha | Oct. 27, 2018 |
| Most PPG Allowed in a Game | 6 | at Notre Dame | Oct. 7, 2016 |
| Most SHG in a Game | 3 | at Air Force (Bennett Schimek 2x, Smolen) | Oct. 4, 2024 |
| Player with 2 SHG in Single Game | 2 | Bennett Schimek at Air Force | Oct. 4, 2024 |
| Longest Undefeated Streak | 10 | Dec. 1, 2023-Jan. 6, 2024 | |
| Longest Winning Streak | 7 | Jan. 25 - Feb. 15, 2020 | |
| Longest Home Winning Streak | 10 | Oct. 26, 2018 - Feb. 16, 2019 | |
| Longest Road Winning Streak | 3 | Dec. 2, 2023 - present; Jan. 11-15, 2022; Nov. 28 - Dec. 3, 2020; Jan. 25 - Feb. 8, 2020; Jan. 26 - Feb. 2, 2019; Dec. 13-17, 2016 | |
| Longest Winless Streak | 16 | Nov. 27, 2015 - Jan. 31, 2016 | |
| Longest Home Winless Streak | 4 | Nov. 4 - Dec. 8, 2017 | |
| Longest Road Winless Streak | 17 | Nov. 27, 2015 - Oct. 22, 2016 | |
| Quickest Goal from Start of Game (Sun Devils) | 0:11 | at #13/16 Notre Dame | Dec. 3, 2020 |
| Quickest Goal from Start of Game (Opp.) | 0:09 | at Holy Cross | Nov. 25, 2016 |
| Shortest Time Between Two Goals (Sun Devils) | 0:07 | vs. RIT | Jan. 17, 2020 |
| Shortest Time Between Two Goals (Opp.) | 0:11 | at Penn State | Nov. 18, 2016 |
| Shortest Time Between Two Goals (Both teams) | 0:07 | vs. #11/12 Denver | Dec. 3, 2021 |
| Largest Margin of Victory | 7 | at Air Force (8-1) | Oct. 4, 2024 |
| Largest Margin of Defeat | 10 | at #4 Minnesota at Merrimack | Jan. 21 & 22, 2021 Jan. 31, 2016 |
| Largest Comeback Victory in 2-0 Deficit | 5-2, W | vs. Clarkson (down 2-0 in 2nd period) | Dec. 29, 2023 |
| Largest Crowd at Home | 5,354 | vs. No. 10 Michigan | Oct. 12, 2024 |
| Hat Tricks | 9 | vs. Southern New Hampshire (Croston) vs. Omaha (Walker, 4) vs. #4 Denver (Walker) vs. Alaska Anchorage (B. Pasichnuk) vs. St. Thomas (Theisen) vs. Long Island (D. Jackson) vs. #2 Denver (D. Jackson) at Robert Morris (Gratton) at Alaska Anchorage (Sillinger - 1st natural) at Air Force (Schimek) | Jan. 20, 2017 Oct. 27, 2018 Dec. 6, 2019 Feb. 15, 2020 Oct. 30, 2021 March 10, 2023 Nov. 10, 2023 Dec. 17, 2023 March 9, 2024 Oct. 4, 2024 |
| Hat Tricks Against (12): at UMass-Lowell (Smith) - Jan. 30, 2016;; at Penn State (Smirnov) - Nov. 18, 2016; vs. Brown (Corcoran) - Dec. 30, 2016; vs. St. Cloud State (Jackson) - Dec. 31, 2016; vs. Boston University (Carpenter) - Jan. 26, 2018; at Wisconsin (Ahcan) - Feb. 21, 2020; at #7 Michigan (Beniers) - Feb. 26, 2021; at Colgate (Young) - Oct. 22, 2021; at Quinnipiac (Chau) - Nov. 13, 2021; vs. #11/12 Denver (Stapley) - Dec. 3, 2021; at #4 Minnesota (McManus, Walker) - Jan. 21, 2021; vs. #10 Michigan - Oct. 11, 2024 | | | |

2024-25 GAME-BY-GAME RESULTS

| No. | Date | Opponent | Result | Score | Record | ASU Goal | Opp. Goal | SF-SA | PP/PK |
|-----|---------|------------------------|--------|----------|--------|-------------------------------------|--------------------|-------|-------|
| 1 | Oct. 4 | at Air Force | Win | 8-4 | 1-0-0 | 23^, 15, 23^, 25^, 12, 25*, 23*, 29 | 26 | 24-28 | 2 / 6 |
| 2 | Oct. 5 | at Air Force | Loss | 3-4 (OT) | 1-1-0 | 23, 25, 92 | 64, 26, 64, 26* | 35-33 | 3 / 4 |
| 3 | Oct. 11 | vs. #10 Michigan | Loss | 1-4 (EN) | 1-2-0 | 14* | 17, 17^, 19*, [17] | 36-34 | 5 / 2 |
| 4 | Oct. 12 | vs. #10 Michigan | Tie | 3-3 (OT) | 1-2-1 | 15, 2*, 12 | 5, 22, 19 | 31-34 | 4 / 4 |
| 5 | Oct. 18 | at #14 Providence | Loss | 1-4 (EN) | 1-3-1 | 92 | 19, 19, 10, [19] | 28-27 | 2 / 1 |
| 6 | Oct. 19 | at #14 Providence | Loss | 1-2 | 1-4-1 | 92 | 9, 27 | 32-38 | 1 / 2 |
| 7 | Oct. 25 | at Northern Michigan | Win | 3-1 (EN) | 2-4-1 | 23, 92, [11] | 20 | 40-17 | 2 / 1 |
| 8 | Oct. 26 | at Northern Michigan | Win | 2-0 (EN) | 3-4-1 | 92*, [92] | | 38-22 | 6 / 2 |
| 9 | Nov. 8 | at #8 Colorado College | Loss | 3-4 (OT) | 3-5-1 | 53, 15, 2* | 4*, 24, 27, 2 | 30-21 | 3 / 2 |
| 10 | Nov. 9 | at #8 Colorado College | Loss | 1-3 (EN) | 3-6-1 | 18 | 29*, 17, [24] | 42-21 | 3 / 4 |
| 11 | Nov. 15 | vs. Omaha | Loss | 2-4 (EN) | 3-7-1 | 14, 9* | 29, 24*, 3, [6] | 43-23 | 3 / 3 |
| 12 | Nov. 16 | vs. Omaha | Win | 3-2 | 4-7-1 | 8, 53, 18 | 3, 8 | 44-22 | 4 / 3 |

* - Power Play Goal

^ - Shorthanded Goal

[] - Empty Net Goal

\$ - Penalty Shot

CAREER SCORING

| Player (Games: ASU; Career) | G-A-Pts. (Career) |
|-----------------------------|----------------------|
| Lukas Sillinger (81; 146) | 20-55-75 (43-85-128) |
| Artem Shlaine (6; 130) | 1-1-2 (30-53-83) |
| Ty Jackson (71; 120) | 14-34-48 (27-53-80) |
| Ryan Kirwan (12; 112) | 6-3-9 (40-38-78) |
| Cruz Lucius (0; 70) | 0-0-0 (24-44-68) |
| Noah Beck (12; 135) | 2-10-12 (17-51-68) |
| Dylan Jackson (62; 91) | 22-17-39 (27-29-56) |
| Benji Eckerle (129) | 15-30-45 |
| Bennett Schimek (10; 81) | 5-5-10 (24-23-47) |
| Ryan Alexander (74) | 16-14-30 |
| Charlie Schoen (43) | 9-17-26 |
| Ethan Szmagaj (112) | 5-18-23 |
| Ty Murchison (120) | 9-11-20 |
| Kyle Smolen (48) | 10-14-24 |
| Anthony Dowd (48) | 4-14-18 |
| Cullen Potter (12) | 2-3-5 |
| Cole Gordon (40) | 4-0-4 |
| Tony Achille (18) | 0-3-3 |
| Tucker Ness (46) | 0-2-2 |
| Cole Helm (9) | 0-2-2 |
| David Hymovitch (14) | 2-1-3 |
| Joel Kjellberg (8) | 0-1-1 |
| Sam Court (12) | 0-2-2 |
| Brasen Boser (12) | 0-1-1 |

LAST GOAL SCORED

| Player | Opp. | GP Since |
|-----------------|------------------------|----------|
| David Hymovitch | vs. Omaha | 0 |
| Artem Shlaine | vs. Omaha | 0 |
| Ryan Alexander | vs. Omaha | 0 |
| Ty Jackson | vs. Omaha | 1 |
| Anthony Dowd | vs. Omaha | 1 |
| Noah Beck | at #8 Colorado College | 3 |
| Dylan Jackson | at #8 Colorado College | 3 |
| Ryan Kirwan | at Northern Michigan | 4 |
| Bennett Schimek | at Northern Michigan | 5 |
| Cullen Potter | vs. #10 Michigan | 8 |
| Kyle Smolen | at Air Force | 10 |
| Cole Gordon | at Air Force | 11 |
| Charlie Schoen | vs. Long Island | 13 |
| Ethan Szmagaj | vs. Alaska | 16 |
| Lukas Sillinger | vs. Lindenwood | 18 |
| Benji Eckerle | vs. Augustana | 21 |
| Ty Murchison | at Robert Morris | 28 |

CURRENT PLAYERS IN THE NHL ENTRY DRAFT

| Player (Year) | Team | Round-Pick |
|---------------------|---------------------------------------|------------|
| Noah Beck ('20) | St. Louis Blues | 7th-194th |
| Cruz Lucius ('22)* | Carolina Hurricanes | 4th-124th |
| | *rights traded to Pittsburgh Penguins | |
| Ty Murchison ('21) | Philadelphia Flyers | 5th-158th |
| Artem Shlaine ('20) | New Jersey Devils | 5th-130th |

MULTIPLE-POINT GAMES (SEASON/CAREER)

| Player (Games - Season/Career) | Last Time | Record (Season/Career) |
|--------------------------------|---|------------------------|
| Lukas Sillinger (2 / 33) | 10/25/24 at Northern Michigan (2A) | 1-0-1 / 22-10-2 |
| Ty Jackson (0 / 19) | 02/10/24 vs. Alaska (1G, 1A) | 0-0-0 / 17-2-0 |
| Cruz Lucius (0 / 17) | 03/09/24 vs. Ohio State (1G, 2A) | 0-0-0 / 17-0-0 |
| Ryan Kirwan (1 / 16) | 10/26/24 at Northern Michigan (2G) | 1-0-0 / 16-0-0 |
| Artem Shlaine (0 / 14) | 02/02/24 vs. Michigan Tech (2G, 1A) | 0-0-0 / 13-1-0 |
| Noah Beck (4 / 12) | 11/08/24 vs. #8 Colorado College (1G, 1A) | 1-2-1 / 4-5-3 |
| Ryan Alexander (0 / 6) | 02/03/24 vs. Lindenwood (2A) | 0-0-0 / 4-2-0 |
| Dylan Jackson (1 / 6) | 10/04/24 at Air Force (1G, 1A) | 1-0-0 / 5-1-0 |
| Charlie Schoen (0 / 5) | 02/24/24 at Alaska (2G) | 0-0-0 / 4-1-0 |
| Bennett Schimek (2 / 7) | 10/05/24 at Air Force (1G, 1A) | 1-1-0 / 6-1-0 |
| Kyle Smolen (2 / 5) | 11/16/24 vs. Omaha (2A) | 2-0-0 / 4-0-1 |
| Cullen Potter (1 / 1) | 10/12/2024 vs. #10 Michigan (1G, 1A) | 0-0-1 / 0-0-1 |
| Anthony Dowd (0 / 3) | 12/17/23 at Robert Morris (2G, 1A) | 0-0-0 / 3-0-0 |
| Benji Eckerle (0 / 3) | 12/08/23 vs. Dartmouth (1G, 1A) | 0-0-0 / 1-1-1 |
| Ethan Szmagaj (0 / 1) | 10/08/22 at Bemidji State (2A) | 0-0-0 / 0-1-0 |

MULTIPLE-GOAL GAMES (SEASON/CAREER)

| Player (Games - Season/Career) | Last Time | Record (Season/Career) |
|--------------------------------|------------------------------------|------------------------|
| Ryan Kirwan (1 / 7) | 10/26/24 at Northern Michigan (2G) | 1-0-0 / 7-0-0 |
| Lukas Sillinger (0 / 5) | 03/09/24 at Alaska Anchorage | 0-0-0 / 4-1-0 |
| Cruz Lucius (0 / 4) | 02/23/24 vs. Penn State (2G) | 0-0-0 / 4-0-0 Ryan |
| Dylan Jackson (0 / 3) | 11/10/23 vs. #2 Denver (3G) | 0-0-0 / 3-0-0 |
| Kyle Smolen (1 / 2) | 10/04/24 at Air Force (2G) | 1-0-0 / 2-0-0 |
| Noah Beck (0 / 2) | 10/07/24 vs. New Hampshire (2G) | 0-0-0 / 0-1-1 |
| Artem Shlaine (0 / 2) | 02/02/24 vs. Michigan Tech (2G) | 0-0-0 / 2-0-0 |
| Bennett Schimek (1 / 3) | 10/04/24 at Air Force (3G) | 1-0-0 / 3-0-0 |
| Charlie Schoen (0 / 1) | 02/24/24 at Alaska (2G) | 0-0-0 / 1-0-0 |
| Anthony Dowd (0 / 1) | 12/17/23 at Robert Morris (2G) | 0-0-0 / 1-0-0 |
| Ryan Alexander (0 / 1) | 11/26/22 vs. No. 2 Minnesota (2G) | 0-0-0 / 1-0-0 |

THREE-PLUS POINT GAMES (SEASON/CAREER)

| Player (Games - Season/Career) | Last Time | Record (Season/Career) |
|--------------------------------|---------------------------------------|------------------------|
| Lukas Sillinger (0 / 10) | 03/09/24 at Alaska Anchorage (3G, 1A) | 0-0-0 / 10-0-0 |
| Artem Shlaine (0 / 4) | 02/02/24 vs. Michigan Tech (2G, 1A) | 0-0-0 / 4-0-0 |
| Cruz Lucius (0 / 4) | 03/09/24 vs. Ohio State (1G, 2A) | 0-0-0 / 4-0-0 |
| Dylan Jackson (0 / 3) | 11/10/23 vs. #2 Denver (3G) | 0-0-0 / 3-0-0 |
| Ryan Kirwan (0 / 3) | 01/06/24 vs. Army (3G, 1A) | 0-0-0 / 3-0-0 |
| Noah Beck (1 / 4) | 10/04/24 at Air Force (2A) | 1-0-0 / 2-1-1 |
| Anthony Dowd (0 / 2) | 12/17/23 at Robert Morris (2G, 1A) | 0-0-0 / 2-0-0 |
| Ty Jackson (0 / 2) | 11/10/23 vs. #2 Denver (1G, 2A) | 0-0-0 / 2-0-0 |
| Bennett Schimek (1 / 3) | 10/04/24 at Air Force (3G, 1A) | 1-0-0 / 3-0-0 |
| Kyle Smolen (0 / 1) | 01/05/24 vs. Harvard (2G, 1A) | 0-0-0 / 1-0-0 |

PLAYERS OF THE WEEK

| Player | Awarded | Week |
|-----------------|-------------------------------|--------|
| Noah Beck | Defenseman of the Week (NCHC) | Week 1 |
| Bennett Schimek | Forward of the Week (NCHC) | Week 1 |

2024-25 LINE CHART

| Date | Opponent | Forwards | | | | Defense | | | Goaltender |
|---------|-------------------|----------|----------|----------|----------|---------|-------|------------|------------|
| Oct. 4 | at Air Force | 61-14-15 | 92-12-23 | 11-25-53 | 18-29-43 | 5-7 | 2-9 | 74-16(37) | 31-1-30 |
| Oct. 5 | at Air Force | 61-14-15 | 92-12-23 | 11-25-53 | 18-29-43 | 5-7 | 2-9 | 74-16(37) | 1-31-30 |
| Oct. 11 | vs. #10 Michigan | 61-14-15 | 92-12-23 | 11-25-53 | 89-29-18 | 5-7 | 2-9 | 74-16(37) | 31-1-39 |
| Oct. 12 | vs. #10 Michigan | 92-12-23 | 61-14-15 | 11-25-53 | 89-29-18 | 2-9 | 74-37 | 5-7(16) | 31-1-30 |
| Oct. 18 | at #14 Providence | 61-14-15 | 92-12-23 | 11-25-53 | 89-29-18 | 5-7 | 2-9 | 74-16(37) | 31-1-30 |
| Oct. 19 | at #14 Providence | 92-14-15 | 61-12-23 | 11-25-53 | 89-29-18 | 2-9 | 74-37 | 5-16(10) | 1-31-30 |
| Oct. 25 | at NMU | 61-12-23 | 92-14-15 | 82-8-25 | 11-53-18 | 5-16 | 2-9 | 74-37 (7) | 1-31-39 |
| Oct. 26 | at NMU | 61-12-23 | 92-14-15 | 82-8-25 | 11-53-18 | 5-16 | 2-9 | 74-37 (7) | 31-1-39 |
| Nov. 8 | at #8 CC | 12-8-23 | 92-14-15 | 11-25-53 | 89-29-18 | 2-9 | 5-16 | 74-37 (10) | 31-1-39 |
| Nov. 9 | at #8 CC | 92-12-15 | 14-8-18 | 11-25-53 | 89-29-10 | 2-9 | 5-16 | 74-37 (7) | 1-31-39 |
| Nov. 15 | vs. Omaha | 61-12-25 | 14-8-92 | 11-53-18 | 10-29-43 | 2-37 | 5-9 | 74-16 (7) | 1-31-30 |
| Nov. 16 | vs. Omaha | 61-12-23 | 92-14-18 | 53-8-25 | 11-29-10 | 2-37 | 74-9 | 5-7 (16) | 1-31-30 |



MAIN ENTRANCE



CENTER ICE



THE MULLETT FAMILY & HOCKEY TEAM



SOLDOUT MULLETT ARENA - 5,153 FANS



A HOME IN THE DESERT

- On Wednesday, Dec. 16, 2020, Arizona State University and Sun Devil Athletics announced all required approvals have been received for the commencement of construction on a new Multi-Purpose Arena, which will host university and community events and serve as the future home for Sun Devil men's ice hockey and wrestling. This project continues the development of the Novus Innovation Corridor, and will be sited south of Rio Salado Parkway on the east side of Packard Drive, immediately north of the existing Packard Drive Parking Structure.
- Construction began in January 2021 and received its certificate of occupancy on Friday, September 30, 2022.
- Over 8,000 square feet is set aside for a ASU state-of-the-art ASU locker room, weight room, lounge and coaches' offices on the north side of the arena. Eight additional locker rooms are accounted for on the west side of the arena between the main arena and community ice sheet that can be utilized for visiting teams, youth programs, ASU club programs, and live events.
- On February 14, 2022, ASU and the NHL's Arizona Coyotes formed the first agreement of its kind between a college and NHL team in 100 years. The last time an NCAA college team and an NHL team shared an arena was the Boston Bruins and Boston University from 1924-28 at Boston Arena, now known as Matthews Arena. Other improvements will now be made, at the Coyotes' expense, to prepare the arena to temporarily house Coyotes home games. These improvements include constructing coaches' rooms, equipment rooms, technology and other aspects of the new ASU arena according to NHL standards. The added cost is up to \$30 million, which will be paid in advance by the Coyotes.
- The 5,000-seat venue is managed and operated by Oak View Group, SCI Architects have designed the arena, while Mortenson Construction will serve as the design builder.
- The second full-size ice sheet will also be accessible to students, the community and youth hockey programs at every level, providing an additional public sheet to one of the fastest-growing states for youth hockey participation in the country.
- The seating configuration for Mullett Arena includes 20 luxury suites, two group suites, a large club lounge and event-level premium club seats. The club lounge will consist of a Center Ice Club on the main concourse that runs along center ice and can host up to 500 fans. On the 300-level, a social deck will run the length of the east side of the venue, providing an open-air, aerial view of the arena where fans can interact while still experiencing exceptional sightlines to the competition. The arena would also be able to serve as a backup for sports played on hardwood, such as volleyball.
- A 942-seat student section occupies the entire west side of the venue to provide an enhanced gameday experience for ASU students.

ARIZONA STATE X FOX10 PHOENIX



FOX 10 Phoenix and Arizona State University have announced a new exclusive media partnership, making FOX 10 the official "Home of the Arizona State Sun Devils."

With this collaboration, FOX 10 will provide extensive coverage of ASU athletics, televising 11 hockey games from Mullett Arena as well as broadcasting and producing new Sun Devil programs throughout the year.

Sun Devil Hockey games are streamed exclusively on NCHC.tv, home of the National Collegiate Hockey Conference.

Michael Lewis, KSAZ/KUTP Senior Vice President and General Manager, stated, "As longtime fans of ASU's athletic program, we are proud to become the go-to source for everything Sun Devils. Through this partnership, we will provide viewers with premier, behind-the-scenes coverage so they are game day ready!"

"We can feel the excitement as we begin the next chapter of Sun Devil Athletics. Connecting and reconnecting Sun Devils across the Valley is critical for us. This partnership with FOX 10 will bring our fans into new and exciting moments throughout the year. We are focused on igniting our fan base, and this is an important step in that direction," said ASU Athletics Director Graham Rossini.

NEW LINEUP OF ASU COVERAGE ON FOX 10 TO INCLUDE:

ASU Hockey games – FOX 10 will broadcast 11 ASU hockey games this season, beginning with the Oct. 12 game against Michigan. All Sun Devil Hockey home and conference road games will be streamed on NCHC.tv.

"Sparky's Den with Coach Dillingham" – This ASU produced-program will offer viewers a comprehensive review of key plays and players from previous games and behind-the-scenes insights into game preparation and practice, with exclusive interviews with Coach Kenny Dillingham and Sun Devil Football student-athletes. An hour-long edition of "Sparky's Den" will air at 8 p.m. on Fridays on FOX 10 Xtra, with a condensed version airing on FOX 10 at 10:30 p.m., and both will be available to stream on FOX Local.

"ASU All Access" – This FOX 10-produced program will showcase ASU student-athletes, coaches, staff, alumni and all who support ASU and Sun Devil Athletics. The half-hour program will air at 11 p.m. Sundays on FOX 10 and move to 10:30 p.m. Fridays after the football season, and will stream on FOX Local.

Sun Devil Hockey and FOX 10 games:

Oct. 12 - 5:00 p.m. MST: vs. Michigan (Fox 10 Xtra)

Nov. 15 - 7:00 p.m. MST: vs. Omaha (Fox 10 Xtra)

Nov. 16 - 5:00 p.m. MST: vs. Omaha (Fox 10 Xtra)

Nov. 23 - 6:00 p.m. MST: at No. 1 Denver (Fox 10 Xtra)

Dec. 6 - 7:00 p.m. MST: vs. Minnesota Duluth (Fox 10 Xtra)

Jan. 10 - 7:00 p.m. MST: vs. North Dakota (Fox 10 Xtra)

Jan. 11 - 5:00 p.m. MST: vs. North Dakota (Fox 10 Xtra)

Jan. 17 - 6:30 p.m. MST: at St. Cloud State (FOX 10)

Jan. 18 - 9/9:30 p.m. MST: at St. Cloud State (tape delayed on Fox 10 Xtra)

Jan. 25 - 5:00 p.m. MST: vs. Colorado College (Fox 10 Xtra)

Feb. 7 - 7:00 p.m. MST: vs. Denver (Fox 10 Xtra)

2024-25 TV ROSTER



1

**LUKE
PAVICICH**
G|6-2|195|L|SR.



2

**NOAH
BECK**
D|6-3|206|L|SR.



5

**TY
MURCHISON**
D|6-2|205|L|SR.



7

**JOEL
KJELLBERG**
D|6-0|190|R|FR.



8

**ARTEM
SHLAINE**
F|6-1|185|L|GR.




9

**ANTHONY
DOWD**
D|5-7|152|R|SO.




10

**TUCKER
NESS**
D|6-3|216|R|JR.



11

**BENJI
ECKERLE**
F|5-10|181|L|GR.




12

**CULLEN
POTTER**
F|5-10|172|L|FR.



13

**HUNTER
MULLETT**
D|6-0|160|L|FR.



14

**TY
JACKSON**
F|5-8|157|L|GR.



15

**DYLAN
JACKSON**
F|5-10|166|R|GR.



16

**ETHAN
SZMAGAJ**
FD|6-0|197|R|SR.



18

**DAVID
HYMOVITCH**
F|6-0|177|R|SO.



23

**BENNETT
SCHIMEK**
F|6-0|192|R|JR.



25

**KYLE
SMOLEN**
F|5-11|165|R|SO.




29

**COLE
GORDON**
F|6-2|205|L|SO.




30

**CHASE
HAMM**
G|5-9|165|L|SO.



31

**GIBSON
HOMER**
G|6-5|210|L|JR.



37

**SAM
COURT**
D|5-10|184|R|FR.




39

**ZAKARI
BRICE**
G|5-11|180|L|FR.



43

**COLE
HELM**
F|6-0|195|L|SO.




51

**CRUZ
LUCIUS**
F|6-0|195|R|JR.



53

**RYAN
ALEXANDER**
F|5-10|176|L|JR.




61

**LUKAS
SILLINGER**
F|5-10|170|L|GR.




74

**BRASEN
BOSER**
D|5-11|178|L|FR.




82

**CHARLIE
SCHOEN**
F|5-10|160|R|JR.



89

**TONY
ACHILLE**
F|5-11|172|L|SO.



92

**RYAN
KIRWAN**
F|6-2|205|L|SR.

2024-25 TEAM STATISTICS



2024-25 Arizona St. Men's Ice Hockey
Overall Team Statistics
All games

Page 1/2
as of Nov 17, 2024

Team statistics

| | ASU | OPP |
|-----------------------------|--------|--------|
| SHOT STATISTICS | | |
| Goals-Shot attempts | 31-423 | 32-320 |
| Shot pct. | .073 | .100 |
| Goals/Game | 2.58 | 2.67 |
| Shots/Game | 35.25 | 26.67 |
| Assists | 56 | 51 |
| POWER PLAYS | | |
| Goals-Power Plays | 7-37 | 5-34 |
| Conversion Percent | .189 | .147 |
| Shot Attempts | 48 | 40 |
| Shot Percent | .146 | .125 |
| SHORT-HANDED | | |
| Goals-Shot attempts | 3-9 | 2-12 |
| Shot Percent | .333 | .167 |
| GOAL BREAKDOWN | | |
| Total Goals | 31 | 32 |
| Power Play | 7 | 5 |
| Short-handed | 3 | 2 |
| Empty net | 2 | 4 |
| Penalty | 0 | 0 |
| Unassisted | 1 | 1 |
| Overtime | 0 | 2 |
| Delayed Penalty | 1 | 0 |
| Game winning | 4 | 7 |
| First Goal | 5 | 7 |
| Game Tying Goal | 1 | 0 |
| Extra Attacker | 5 | 2 |
| BLOCKS | | |
| Blocks | 151 | 167 |
| Blocks/Game | 12.58 | 13.92 |
| PENALTIES | | |
| Number | 42 | 44 |
| Minutes | 92 | 99 |
| Penalties/Game | 3.50 | 3.67 |
| Penalty minutes/Game | 7.67 | 8.25 |
| Minor | 41 | 42 |
| Major | 0 | 1 |
| 10-minute Misconduct | 1 | 1 |
| Game Misconduct | 0 | 0 |
| Gross Misconduct | 0 | 0 |
| Match | 0 | 0 |
| FACEOFFS (W-L) | | |
| Faceoff W-L pct. | .482 | .518 |
| SHOOTOUTS (Made-Att) | | |
| | 1-2 | 0-3 |
| ATTENDANCE | | |
| Total | 20692 | 21802 |
| Dates/Avg Per Date | 4/5173 | 8/2725 |
| Neutral Site #/Avg | 0/0 | - |

Goals by Periods

| Team | 1st | 2nd | 3rd | OT | TOTAL |
|-----------|-----|-----|-----|----|-------|
| ASU | 7 | 6 | 18 | 0 | 31 |
| Opponents | 9 | 8 | 13 | 2 | 32 |

Shots by Periods

| Team | 1st | 2nd | 3rd | OT | TOTAL |
|-----------|-----|-----|-----|----|-------|
| ASU | 133 | 137 | 150 | 3 | 423 |
| Opponents | 89 | 117 | 106 | 8 | 320 |

Saves by Periods

| Team | 1st | 2nd | 3rd | OT | TOTAL |
|-----------|-----|-----|-----|----|-------|
| ASU | 80 | 109 | 93 | 6 | 288 |
| Opponents | 126 | 131 | 132 | 3 | 392 |

2024-25 CATEGORY LEADERS



2024-25 Arizona St. Men's Ice Hockey
Category Leaders
All games

Page 1/2
as of Nov 17, 2024

Points

| # | Player | GP | G | A | PTS | SH |
|----|------------------|----|---|----|-----|----|
| 2 | Beck, Noah | 12 | 2 | 10 | 12 | 27 |
| 23 | Schimek, Bennett | 10 | 5 | 5 | 10 | 29 |
| 92 | Kirwan, Ryan | 12 | 6 | 3 | 9 | 66 |
| 25 | Smolen, Kyle | 12 | 3 | 5 | 8 | 23 |
| 15 | Jackson, Dylan | 10 | 3 | 4 | 7 | 20 |
| 14 | Jackson, Ty | 12 | 2 | 5 | 7 | 18 |
| 61 | Sillinger, Lukas | 10 | 0 | 6 | 6 | 19 |
| 12 | Potter, Cullen | 12 | 2 | 3 | 5 | 42 |
| 9 | Dowd, Anthony | 12 | 1 | 4 | 5 | 14 |
| 53 | Alexander, Ryan | 12 | 2 | 1 | 3 | 21 |

Assists

| # | Player | GP | G | A | PTS | SH |
|----|------------------|----|---|----|-----|----|
| 2 | Beck, Noah | 12 | 2 | 10 | 12 | 27 |
| 61 | Sillinger, Lukas | 10 | 0 | 6 | 6 | 19 |
| 14 | Jackson, Ty | 12 | 2 | 5 | 7 | 18 |
| 23 | Schimek, Bennett | 10 | 5 | 5 | 10 | 29 |
| 25 | Smolen, Kyle | 12 | 3 | 5 | 8 | 23 |
| 15 | Jackson, Dylan | 10 | 3 | 4 | 7 | 20 |
| 9 | Dowd, Anthony | 12 | 1 | 4 | 5 | 14 |
| 92 | Kirwan, Ryan | 12 | 6 | 3 | 9 | 66 |
| 12 | Potter, Cullen | 12 | 2 | 3 | 5 | 42 |
| 11 | Eckerle, Benji | 12 | 1 | 2 | 3 | 18 |

Goals

| # | Player | GP | G | A | PTS | SH |
|----|------------------|----|---|----|-----|----|
| 92 | Kirwan, Ryan | 12 | 6 | 3 | 9 | 66 |
| 23 | Schimek, Bennett | 10 | 5 | 5 | 10 | 29 |
| 15 | Jackson, Dylan | 10 | 3 | 4 | 7 | 20 |
| 25 | Smolen, Kyle | 12 | 3 | 5 | 8 | 23 |
| 2 | Beck, Noah | 12 | 2 | 10 | 12 | 27 |
| 14 | Jackson, Ty | 12 | 2 | 5 | 7 | 18 |
| 53 | Alexander, Ryan | 12 | 2 | 1 | 3 | 21 |
| 18 | Hymovitch, David | 12 | 2 | 1 | 3 | 14 |
| 12 | Potter, Cullen | 12 | 2 | 3 | 5 | 42 |
| 11 | Eckerle, Benji | 12 | 1 | 2 | 3 | 18 |

Shots

| # | Player | GP | G | A | PTS | SH | SH% |
|----|------------------|----|---|----|-----|----|------|
| 92 | Kirwan, Ryan | 12 | 6 | 3 | 9 | 66 | .091 |
| 12 | Potter, Cullen | 12 | 2 | 3 | 5 | 42 | .048 |
| 37 | Court, Sam | 12 | 0 | 2 | 2 | 35 | .000 |
| 23 | Schimek, Bennett | 10 | 5 | 5 | 10 | 29 | .172 |
| 2 | Beck, Noah | 12 | 2 | 10 | 12 | 27 | .074 |
| 25 | Smolen, Kyle | 12 | 3 | 5 | 8 | 23 | .130 |
| 53 | Alexander, Ryan | 12 | 2 | 1 | 3 | 21 | .095 |
| 15 | Jackson, Dylan | 10 | 3 | 4 | 7 | 20 | .150 |
| 61 | Sillinger, Lukas | 10 | 0 | 6 | 6 | 19 | .000 |
| 11 | Eckerle, Benji | 12 | 1 | 2 | 3 | 18 | .056 |

Power-Play Goals

| # | Player | GP | PPG |
|----|------------------|----|-----|
| 2 | Beck, Noah | 12 | 2 |
| 14 | Jackson, Ty | 12 | 1 |
| 92 | Kirwan, Ryan | 12 | 1 |
| 23 | Schimek, Bennett | 10 | 1 |
| 9 | Dowd, Anthony | 12 | 1 |
| 25 | Smolen, Kyle | 12 | 1 |

Shot Pct.

| # | Player | GP | G | A | PTS | SH | SH% |
|----|------------------|----|---|----|-----|----|------|
| 23 | Schimek, Bennett | 10 | 5 | 5 | 10 | 29 | .172 |
| 15 | Jackson, Dylan | 10 | 3 | 4 | 7 | 20 | .150 |
| 18 | Hymovitch, David | 12 | 2 | 1 | 3 | 14 | .143 |
| 25 | Smolen, Kyle | 12 | 3 | 5 | 8 | 23 | .130 |
| 29 | Gordon, Cole | 10 | 1 | 0 | 1 | 8 | .125 |
| 14 | Jackson, Ty | 12 | 2 | 5 | 7 | 18 | .111 |
| 53 | Alexander, Ryan | 12 | 2 | 1 | 3 | 21 | .095 |
| 92 | Kirwan, Ryan | 12 | 6 | 3 | 9 | 66 | .091 |
| 2 | Beck, Noah | 12 | 2 | 10 | 12 | 27 | .074 |
| 9 | Dowd, Anthony | 12 | 1 | 4 | 5 | 14 | .071 |

2024-25 CATEGORY LEADERS



2024-25 Arizona St. Men's Ice Hockey
Category Leaders
All games

Page 2/2
as of Nov 17, 2024

Short-Handed Goals

| # | Player | GP | SHG |
|----|------------------|----|-----|
| 23 | Schimek, Bennett | 10 | 2 |
| 25 | Smolen, Kyle | 12 | 1 |

Penalties

| # | Player | GP | PEN | MIN |
|----|------------------|----|-----|-----|
| 5 | Murchison, Ty | 12 | 5 | 18 |
| 11 | Eckerle, Benji | 12 | 4 | 8 |
| 2 | Beck, Noah | 12 | 4 | 8 |
| 15 | Jackson, Dylan | 10 | 3 | 6 |
| 14 | Jackson, Ty | 12 | 3 | 6 |
| 25 | Smolen, Kyle | 12 | 3 | 6 |
| 12 | Potter, Cullen | 12 | 3 | 6 |
| 61 | Sillinger, Lukas | 10 | 2 | 4 |
| 23 | Schimek, Bennett | 10 | 2 | 4 |
| 53 | Alexander, Ryan | 12 | 2 | 4 |

Game-Winning Goals

| # | Player | GP | GWG |
|----|------------------|----|-----|
| 92 | Kirwan, Ryan | 12 | 2 |
| 15 | Jackson, Dylan | 10 | 1 |
| 18 | Hymovitch, David | 12 | 1 |

Penalty Minutes

| # | Player | GP | PEN | MIN |
|----|------------------|----|-----|-----|
| 5 | Murchison, Ty | 12 | 5 | 18 |
| 11 | Eckerle, Benji | 12 | 4 | 8 |
| 2 | Beck, Noah | 12 | 4 | 8 |
| 15 | Jackson, Dylan | 10 | 3 | 6 |
| 14 | Jackson, Ty | 12 | 3 | 6 |
| 25 | Smolen, Kyle | 12 | 3 | 6 |
| 12 | Potter, Cullen | 12 | 3 | 6 |
| 61 | Sillinger, Lukas | 10 | 2 | 4 |
| 23 | Schimek, Bennett | 10 | 2 | 4 |
| 53 | Alexander, Ryan | 12 | 2 | 4 |

Plus/Minus

| # | Player | GP | +/- |
|----|------------------|----|-----|
| 9 | Dowd, Anthony | 12 | +7 |
| 2 | Beck, Noah | 12 | +5 |
| 53 | Alexander, Ryan | 12 | +5 |
| 18 | Hymovitch, David | 12 | +2 |
| 5 | Murchison, Ty | 12 | +1 |
| 10 | Ness, Tucker | 6 | +1 |
| 29 | Gordon, Cole | 10 | +1 |
| 43 | Helm, Cole | 3 | +1 |
| 15 | Jackson, Dylan | 10 | -1 |
| 8 | Shlaine, Artem | 6 | -1 |

2024-25 INDIVIDUAL GAME-BY-GAME STATISTICS



2024-25 Arizona St. Men's Ice Hockey
Game-by-Game Goals-Assists-Points
All games

| Opponent | Date | Score | | 1 | 2 | 5 | 7 | 8 | 9 | 10 | 11 | 12 | 14 | 15 |
|----------|------------|-------|-----|------------|-----------|------------|------------|------------|------------|------------|------------|------------|------------|------------|
| | | | | PAVICICH,L | BECK,NOAH | MURCHISON, | KJELLBERG, | SHLAINE,AR | DOWD,ANTHO | NESS,TUCKE | ECKERLE,BE | POTTER,CUL | JACKSON,TY | JACKSON,DY |
| at USAFA | 10/04/2024 | 8-1 | W | DNP | 0-3-3 | 0-0-0 | 0-1-1 | DNP | 0-0-0 | DNP | 0-1-1 | 1-0-1 | 0-1-1 | 1-1-2 |
| at USAFA | 10/05/2024 | 3-4 | Lot | 0-0-0 | 0-2-2 | 0-0-0 | 0-0-0 | DNP | 0-1-1 | DNP | 0-0-0 | 0-1-1 | 0-0-0 | 0-1-1 |
| Mich | 10/11/2024 | 1-4 | L | DNP | 0-1-1 | 0-0-0 | 0-0-0 | DNP | 0-0-0 | DNP | 0-0-0 | 0-0-0 | 1-0-1 | 0-1-1 |
| Mich | 10/12/2024 | 3-3 | ot | DNP | 1-1-2 | 0-0-0 | 0-0-0 | DNP | 0-1-1 | DNP | 0-0-0 | 1-1-2 | 0-0-0 | 1-0-1 |
| at PROV | 10/18/2024 | 1-4 | L | DNP | 0-0-0 | 0-0-0 | 0-0-0 | DNP | 0-0-0 | DNP | 0-0-0 | 0-0-0 | 0-0-0 | 0-0-0 |
| at PROV | 10/19/2024 | 1-2 | L | 0-0-0 | 0-1-1 | 0-0-0 | DNP | DNP | 0-0-0 | 0-0-0 | 0-0-0 | 0-0-0 | 0-1-1 | 0-0-0 |
| at NMU | 10/25/2024 | 3-1 | W | 0-0-0 | 0-1-1 | 0-1-1 | DNP | 0-1-1 | 0-0-0 | 0-0-0 | 1-0-1 | 0-0-0 | 0-0-0 | 0-1-1 |
| at NMU | 10/26/2024 | 2-0 | W | DNP | 0-0-0 | 0-0-0 | DNP | 0-0-0 | 0-0-0 | DNP | 0-0-0 | 0-0-0 | 0-0-0 | 0-0-0 |
| at CC | 11/08/2024 | 3-4 | Lot | DNP | 1-1-2 | 0-0-0 | DNP | 0-0-0 | 0-1-1 | 0-0-0 | 0-1-1 | 0-1-1 | 0-1-1 | 1-0-1 |
| at CC | 11/09/2024 | 1-3 | L | 0-0-0 | 0-0-0 | 0-0-0 | 0-0-0 | 0-0-0 | 0-0-0 | 0-0-0 | 0-0-0 | 0-0-0 | 0-1-1 | 0-0-0 |
| UNO | 11/15/2024 | 2-4 | L | 0-0-0 | 0-0-0 | 0-0-0 | 0-0-0 | 0-0-0 | 1-0-1 | 0-0-0 | 0-0-0 | 0-0-0 | 1-0-1 | DNP |
| UNO | 11/16/2024 | 3-2 | W | 0-0-0 | 0-0-0 | 0-0-0 | 0-0-0 | 1-0-1 | 0-1-1 | 0-0-0 | 0-0-0 | 0-0-0 | 0-1-1 | DNP |

| Opponent | Date | Score | | 16 | 18 | 23 | 25 | 29 | 31 | 37 | 43 | 53 | 61 | 74 |
|----------|------------|-------|-----|------------|------------|------------|------------|------------|------------|-----------|-----------|------------|------------|------------|
| | | | | SZMAGAJ,ET | HYMOVITCH, | SCHIMEK,BE | SMOLEN,KYL | GORDON,COL | HOMER,GIBS | COURT,SAM | HELM,COLE | ALEXANDER, | SILLINGER, | BOSER,BRAS |
| at USAFA | 10/04/2024 | 8-1 | W | 0-0-0 | 0-1-1 | 3-1-4 | 2-0-2 | 1-0-1 | 0-0-0 | 0-0-0 | 0-1-1 | 0-0-0 | 0-1-1 | 0-0-0 |
| at USAFA | 10/05/2024 | 3-4 | Lot | 0-0-0 | 0-0-0 | 1-1-2 | 1-0-1 | 0-0-0 | DNP | 0-0-0 | 0-0-0 | 0-0-0 | 0-0-0 | 0-0-0 |
| Mich | 10/11/2024 | 1-4 | L | 0-0-0 | 0-0-0 | 0-0-0 | 0-0-0 | 0-0-0 | 0-0-0 | 0-0-0 | DNP | 0-0-0 | 0-0-0 | 0-0-0 |
| Mich | 10/12/2024 | 3-3 | ot | 0-0-0 | 0-0-0 | 0-1-1 | 0-0-0 | 0-0-0 | 0-0-0 | 0-0-0 | DNP | 0-0-0 | 0-2-2 | 0-0-0 |
| at PROV | 10/18/2024 | 1-4 | L | 0-0-0 | 0-0-0 | 0-1-1 | 0-0-0 | 0-0-0 | 0-0-0 | 0-0-0 | DNP | 0-0-0 | 0-0-0 | 0-0-0 |
| at PROV | 10/19/2024 | 1-2 | L | 0-0-0 | 0-0-0 | 0-0-0 | 0-0-0 | 0-0-0 | DNP | 0-0-0 | DNP | 0-0-0 | 0-0-0 | 0-0-0 |
| at NMU | 10/25/2024 | 3-1 | W | 0-0-0 | 0-0-0 | 1-0-1 | 0-0-0 | DNP | DNP | 0-0-0 | DNP | 0-0-0 | 0-2-2 | 0-0-0 |
| at NMU | 10/26/2024 | 2-0 | W | 0-0-0 | 0-0-0 | 0-1-1 | 0-1-1 | DNP | 0-0-0 | 0-1-1 | DNP | 0-0-0 | 0-0-0 | 0-0-0 |
| at CC | 11/08/2024 | 3-4 | Lot | 0-0-0 | 0-0-0 | 0-0-0 | 0-1-1 | 0-0-0 | 0-0-0 | 0-0-0 | DNP | 1-0-1 | DNP | 0-0-0 |
| at CC | 11/09/2024 | 1-3 | L | 0-0-0 | 1-0-1 | DNP | 0-1-1 | 0-0-0 | DNP | 0-0-0 | DNP | 0-0-0 | DNP | 0-0-0 |
| UNO | 11/15/2024 | 2-4 | L | 0-0-0 | 0-0-0 | DNP | 0-0-0 | 0-0-0 | DNP | 0-1-1 | 0-0-0 | 0-0-0 | 0-1-1 | 0-1-1 |
| UNO | 11/16/2024 | 3-2 | W | DNP | 1-0-1 | 0-0-0 | 0-2-2 | 0-0-0 | DNP | 0-0-0 | DNP | 1-1-2 | 0-0-0 | 0-0-0 |

| Opponent | Date | Score | | 82 | 89 | 92 |
|----------|------------|-------|-----|------------|------------|------------|
| | | | | SCHOEN,CHA | ACHILLE,TO | KIRWAN,RYA |
| at USAFA | 10/04/2024 | 8-1 | W | DNP | DNP | 0-1-1 |
| at USAFA | 10/05/2024 | 3-4 | Lot | DNP | DNP | 1-0-1 |
| Mich | 10/11/2024 | 1-4 | L | DNP | 0-0-0 | 0-0-0 |
| Mich | 10/12/2024 | 3-3 | ot | DNP | 0-0-0 | 0-0-0 |
| at PROV | 10/18/2024 | 1-4 | L | DNP | 0-0-0 | 1-0-1 |
| at PROV | 10/19/2024 | 1-2 | L | DNP | 0-0-0 | 1-0-1 |
| at NMU | 10/25/2024 | 3-1 | W | 0-0-0 | DNP | 1-0-1 |
| at NMU | 10/26/2024 | 2-0 | W | DNP | DNP | 2-0-2 |
| at CC | 11/08/2024 | 3-4 | Lot | DNP | 0-0-0 | 0-0-0 |
| at CC | 11/09/2024 | 1-3 | L | DNP | 0-0-0 | 0-0-0 |
| UNO | 11/15/2024 | 2-4 | L | DNP | DNP | 0-1-1 |
| UNO | 11/16/2024 | 3-2 | W | DNP | DNP | 0-1-1 |

2024-25 TEAM GAME-BY-GAME



2024-25 Arizona St. Men's Ice Hockey
Team Game-by-Game
All games

Page 1/1
as of Nov 17, 2024

| Date | Opponent | Score | G | A | PTS | SHOTS | SH% | +/- | PEN-MIN | PP | SH | EN | GW | GT | HAT | UA | BLK |
|------------|-------------------|-------|----|----|-----|-------|------|-----|---------|----|----|----|----|----|-----|----|-----|
| 10/04/2024 | at Air Force | 8-1 | 8 | 12 | 20 | 24 | .333 | +22 | 6-12 | 2 | 3 | 0 | 1 | 0 | 1 | 1 | 14 |
| 10/05/2024 | at Air Force | 3-4 | 3 | 6 | 9 | 35 | .086 | 0 | 4-8 | 0 | 0 | 0 | 0 | 0 | 0 | 0 | 8 |
| 10/11/2024 | Michigan | 1-4 | 1 | 2 | 3 | 36 | .028 | -16 | 5-18 | 1 | 0 | 0 | 0 | 0 | 0 | 0 | 17 |
| 10/12/2024 | Michigan | 3-3 | 3 | 6 | 9 | 31 | .097 | -5 | 5-10 | 1 | 0 | 0 | 0 | 1 | 0 | 0 | 20 |
| 10/18/2024 | at Providence | 1-4 | 1 | 1 | 2 | 28 | .036 | -16 | 1-2 | 0 | 0 | 0 | 0 | 0 | 0 | 0 | 10 |
| 10/19/2024 | at Providence | 1-2 | 1 | 2 | 3 | 32 | .031 | -4 | 3-6 | 0 | 0 | 0 | 0 | 0 | 0 | 0 | 11 |
| 10/25/2024 | at Northern Mich. | 3-1 | 3 | 6 | 9 | 40 | .075 | +11 | 1-2 | 0 | 0 | 1 | 1 | 0 | 0 | 0 | 12 |
| 10/26/2024 | at Northern Mich. | 2-0 | 2 | 3 | 5 | 38 | .053 | +5 | 3-6 | 1 | 0 | 1 | 1 | 0 | 0 | 0 | 8 |
| 11/08/2024 | at Colorado Col. | 3-4 | 3 | 6 | 9 | 30 | .100 | -3 | 3-6 | 1 | 0 | 0 | 0 | 0 | 0 | 0 | 13 |
| 11/09/2024 | at Colorado Col. | 1-3 | 1 | 2 | 3 | 42 | .024 | -5 | 4-8 | 0 | 0 | 0 | 0 | 0 | 0 | 0 | 15 |
| 11/15/2024 | Omaha | 2-4 | 2 | 4 | 6 | 43 | .047 | -11 | 3-6 | 1 | 0 | 0 | 0 | 0 | 0 | 0 | 12 |
| 11/16/2024 | Omaha | 3-2 | 3 | 6 | 9 | 44 | .068 | +5 | 4-8 | 0 | 0 | 0 | 1 | 0 | 0 | 0 | 11 |
| ASU | | | 31 | 56 | 87 | 423 | .073 | -17 | 42-92 | 7 | 3 | 2 | 4 | 1 | 1 | 1 | 151 |
| Opponents | | | 32 | 51 | 83 | 320 | .100 | +12 | 44-99 | 5 | 2 | 4 | 7 | 0 | 2 | 1 | 167 |

TEAM PER-GAME

| Games played | Shots per game | Goals per game | Assists per game | Points per game |
|--------------|----------------|----------------|------------------|-----------------|
| 12 | 35.25 | 2.58 | 4.67 | 7.25 |

| Date | Opponent | Score | MINUTES | GA | GA AVG | SAVES | SAVES% | W | L | T | PP | SH | EN | PN | SO |
|------------|-------------------|-------|---------|----|--------|-------|--------|---|---|---|----|----|----|----|----|
| 10/04/2024 | at Air Force | 8-1 | 60:00 | 1 | 1.00 | 27 | .964 | 1 | 0 | 0 | 0 | 0 | 0 | 0 | 0 |
| 10/05/2024 | at Air Force | 3-4 | 62:44 | 4 | 2.44 | 29 | .918 | 0 | 1 | 0 | 1 | 0 | 0 | 0 | 0 |
| 10/11/2024 | Michigan | 1-4 | 60:00 | 4 | 2.96 | 30 | .905 | 0 | 1 | 0 | 1 | 2 | 1 | 0 | 0 |
| 10/12/2024 | Michigan | 3-3 | 65:00 | 3 | 2.91 | 31 | .907 | 0 | 0 | 1 | 0 | 0 | 0 | 0 | 0 |
| 10/18/2024 | at Providence | 1-4 | 60:00 | 4 | 3.12 | 23 | .897 | 0 | 1 | 0 | 0 | 0 | 1 | 0 | 0 |
| 10/19/2024 | at Providence | 1-2 | 60:00 | 2 | 2.94 | 36 | .907 | 0 | 1 | 0 | 0 | 0 | 0 | 0 | 0 |
| 10/25/2024 | at Northern Mich. | 3-1 | 60:00 | 1 | 2.67 | 16 | .910 | 1 | 0 | 0 | 0 | 0 | 0 | 0 | 0 |
| 10/26/2024 | at Northern Mich. | 2-0 | 60:00 | 0 | 2.34 | 22 | .918 | 1 | 0 | 0 | 0 | 0 | 0 | 0 | 0 |
| 11/08/2024 | at Colorado Col. | 3-4 | 61:44 | 4 | 2.51 | 17 | .909 | 0 | 1 | 0 | 1 | 0 | 0 | 0 | 0 |
| 11/09/2024 | at Colorado Col. | 1-3 | 60:00 | 3 | 2.56 | 18 | .905 | 0 | 1 | 0 | 1 | 0 | 1 | 0 | 0 |
| 11/15/2024 | Omaha | 2-4 | 60:00 | 4 | 2.69 | 19 | .899 | 0 | 1 | 0 | 1 | 0 | 1 | 0 | 0 |
| 11/16/2024 | Omaha | 3-2 | 60:00 | 2 | 2.63 | 20 | .900 | 1 | 0 | 0 | 0 | 0 | 0 | 0 | 0 |
| ASU | | | 729:28 | 32 | 2.63 | 288 | .900 | 4 | 7 | 1 | 5 | 2 | 4 | 0 | 0 |
| Opponents | | | 729:28 | 31 | 2.55 | 392 | .927 | 7 | 4 | 1 | 7 | 3 | 2 | 0 | 1 |

2024-25 OPPONENT GAME-BY-GAME



2024-25 Arizona St. Men's Ice Hockey
Opponent Game-by-Game
All games

Page 1/1
as of Nov 17, 2024

| Date | Opponent | Score | G | A | PTS | SHOTS | SH% | +/- | PEN-MIN | PP | SH | EN | GW | GT | HAT | UA | BLK |
|------------|-------------------|-------|----|----|-----|-------|------|-----|---------|----|----|----|----|----|-----|----|-----|
| 10/04/2024 | at Air Force | 8-1 | 1 | 1 | 2 | 28 | .036 | -25 | 2-4 | 0 | 0 | 0 | 0 | 0 | 0 | 0 | 14 |
| 10/05/2024 | at Air Force | 3-4 | 4 | 7 | 11 | 33 | .121 | +1 | 3-6 | 1 | 0 | 0 | 1 | 0 | 0 | 0 | 17 |
| 10/11/2024 | Michigan | 1-4 | 4 | 5 | 9 | 34 | .118 | +13 | 8-24 | 1 | 2 | 1 | 1 | 0 | 1 | 0 | 10 |
| 10/12/2024 | Michigan | 3-3 | 3 | 4 | 7 | 34 | .088 | +6 | 5-10 | 0 | 0 | 0 | 0 | 0 | 0 | 1 | 17 |
| 10/18/2024 | at Providence | 1-4 | 4 | 7 | 11 | 27 | .148 | +15 | 2-4 | 0 | 0 | 1 | 1 | 0 | 1 | 0 | 6 |
| 10/19/2024 | at Providence | 1-2 | 2 | 3 | 5 | 38 | .053 | +5 | 2-4 | 0 | 0 | 0 | 1 | 0 | 0 | 0 | 11 |
| 10/25/2024 | at Northern Mich. | 3-1 | 1 | 2 | 3 | 17 | .059 | -11 | 2-7 | 0 | 0 | 0 | 0 | 0 | 0 | 0 | 16 |
| 10/26/2024 | at Northern Mich. | 2-0 | 0 | 0 | 0 | 22 | .000 | -6 | 5-10 | 0 | 0 | 0 | 0 | 0 | 0 | 0 | 19 |
| 11/08/2024 | at Colorado Col. | 3-4 | 4 | 6 | 10 | 21 | .190 | +4 | 4-8 | 1 | 0 | 0 | 1 | 0 | 0 | 0 | 14 |
| 11/09/2024 | at Colorado Col. | 1-3 | 3 | 5 | 8 | 21 | .143 | +5 | 3-6 | 1 | 0 | 1 | 1 | 0 | 0 | 0 | 14 |
| 11/15/2024 | Omaha | 2-4 | 4 | 7 | 11 | 23 | .174 | +10 | 3-6 | 1 | 0 | 1 | 1 | 0 | 0 | 0 | 16 |
| 11/16/2024 | Omaha | 3-2 | 2 | 4 | 6 | 22 | .091 | -5 | 5-10 | 0 | 0 | 0 | 0 | 0 | 0 | 0 | 13 |
| Opponents | | | 32 | 51 | 83 | 320 | .100 | +12 | 44-99 | 5 | 2 | 4 | 7 | 0 | 2 | 1 | 167 |
| ASU | | | 31 | 56 | 87 | 423 | .073 | -17 | 42-92 | 7 | 3 | 2 | 4 | 1 | 1 | 1 | 151 |

OPPONENT PER-GAME

| Games played | Shots per game | Goals per game | Assists per game | Points per game |
|--------------|----------------|----------------|------------------|-----------------|
| 12 | 26.67 | 2.67 | 4.25 | 6.92 |

| Date | Opponent | Score | MINUTES | GA | GA AVG | SAVES | SAVES% | W | L | T | PP | SH | EN | PN | SO |
|------------|-------------------|-------|---------|----|--------|-------|--------|---|---|---|----|----|----|----|----|
| 10/04/2024 | at Air Force | 8-1 | 60:00 | 8 | 8.00 | 16 | .667 | 0 | 1 | 0 | 2 | 3 | 0 | 0 | 0 |
| 10/05/2024 | at Air Force | 3-4 | 62:44 | 3 | 5.38 | 32 | .814 | 1 | 0 | 0 | 0 | 0 | 0 | 0 | 0 |
| 10/11/2024 | Michigan | 1-4 | 60:00 | 1 | 3.94 | 35 | .874 | 1 | 0 | 0 | 1 | 0 | 0 | 0 | 0 |
| 10/12/2024 | Michigan | 3-3 | 65:00 | 3 | 3.63 | 28 | .881 | 0 | 0 | 1 | 1 | 0 | 0 | 0 | 1 |
| 10/18/2024 | at Providence | 1-4 | 60:00 | 1 | 3.12 | 27 | .896 | 1 | 0 | 0 | 0 | 0 | 0 | 0 | 0 |
| 10/19/2024 | at Providence | 1-2 | 60:00 | 1 | 2.77 | 31 | .909 | 1 | 0 | 0 | 0 | 0 | 0 | 0 | 0 |
| 10/25/2024 | at Northern Mich. | 3-1 | 60:00 | 3 | 2.81 | 37 | .912 | 0 | 1 | 0 | 0 | 0 | 1 | 0 | 0 |
| 10/26/2024 | at Northern Mich. | 2-0 | 60:00 | 2 | 2.71 | 36 | .917 | 0 | 1 | 0 | 1 | 0 | 1 | 0 | 0 |
| 11/08/2024 | at Colorado Col. | 3-4 | 61:44 | 3 | 2.73 | 27 | .915 | 1 | 0 | 0 | 1 | 0 | 0 | 0 | 0 |
| 11/09/2024 | at Colorado Col. | 1-3 | 60:00 | 1 | 2.56 | 41 | .923 | 1 | 0 | 0 | 0 | 0 | 0 | 0 | 0 |
| 11/15/2024 | Omaha | 2-4 | 60:00 | 2 | 2.51 | 41 | .926 | 1 | 0 | 0 | 1 | 0 | 0 | 0 | 0 |
| 11/16/2024 | Omaha | 3-2 | 60:00 | 3 | 2.55 | 41 | .927 | 0 | 1 | 0 | 0 | 0 | 0 | 0 | 0 |
| Opponents | | | 729:28 | 31 | 2.55 | 392 | .927 | 7 | 4 | 1 | 7 | 3 | 2 | 0 | 1 |
| ASU | | | 729:28 | 32 | 2.63 | 288 | .900 | 4 | 7 | 1 | 5 | 2 | 4 | 0 | 0 |

2024-25 INDIVIDUAL STATISTICS



2024-25 Arizona St. Men's Ice Hockey
Overall Individual Statistics
All games

Page 1/2
as of Nov 17, 2024

Game Records

| Overall | Conference | Home | Away | Neutral |
|-----------|------------|-----------|-----------|-----------|
| 4 - 7 - 1 | 1 - 3 - 0 | 1 - 2 - 1 | 3 - 5 - 0 | 0 - 0 - 0 |

| | | Shots | | | | | Penalties | | | | | Goals | | | | | | | | | | |
|-----------|------------------|-------|----|----|-----|-----|-----------|-----|---------|-----|-----|-------|----|----|----|----|----|----|----|----|----|-----|
| # | Player | GP | G | A | PTS | SH | SH% | +/- | PEN-MIN | MIN | MAJ | OTH | PP | SH | FG | GW | GT | OT | HT | PN | UA | BLK |
| 2 | Beck, Noah | 12 | 2 | 10 | 12 | 27 | .074 | +5 | 4-8 | 4 | 0 | 0 | 2 | 0 | 0 | 0 | 0 | 0 | 0 | 0 | 0 | 11 |
| 23 | Schimek, Bennett | 10 | 5 | 5 | 10 | 29 | .172 | -3 | 2-4 | 2 | 0 | 0 | 1 | 2 | 3 | 0 | 0 | 0 | 1 | 0 | 1 | 1 |
| 92 | Kirwan, Ryan | 12 | 6 | 3 | 9 | 66 | .091 | -7 | 1-2 | 1 | 0 | 0 | 1 | 0 | 1 | 2 | 0 | 0 | 0 | 0 | 0 | 5 |
| 25 | Smolen, Kyle | 12 | 3 | 5 | 8 | 23 | .130 | 0 | 3-6 | 3 | 0 | 0 | 1 | 1 | 0 | 0 | 0 | 0 | 0 | 0 | 0 | 10 |
| 15 | Jackson, Dylan | 10 | 3 | 4 | 7 | 20 | .150 | -1 | 3-6 | 3 | 0 | 0 | 0 | 0 | 0 | 1 | 0 | 0 | 0 | 0 | 0 | 10 |
| 14 | Jackson, Ty | 12 | 2 | 5 | 7 | 18 | .111 | -3 | 3-6 | 3 | 0 | 0 | 1 | 0 | 0 | 0 | 0 | 0 | 0 | 0 | 0 | 7 |
| 61 | Sillinger, Lukas | 10 | 0 | 6 | 6 | 19 | .000 | -2 | 2-4 | 2 | 0 | 0 | 0 | 0 | 0 | 0 | 0 | 0 | 0 | 0 | 0 | 6 |
| 12 | Potter, Cullen | 12 | 2 | 3 | 5 | 42 | .048 | -6 | 3-6 | 3 | 0 | 0 | 0 | 0 | 0 | 0 | 1 | 0 | 0 | 0 | 0 | 3 |
| 9 | Dowd, Anthony | 12 | 1 | 4 | 5 | 14 | .071 | +7 | 2-4 | 2 | 0 | 0 | 1 | 0 | 0 | 0 | 0 | 0 | 0 | 0 | 0 | 7 |
| 53 | Alexander, Ryan | 12 | 2 | 1 | 3 | 21 | .095 | +5 | 2-4 | 2 | 0 | 0 | 0 | 0 | 0 | 0 | 0 | 0 | 0 | 0 | 0 | 3 |
| 18 | Hymovitch, David | 12 | 2 | 1 | 3 | 14 | .143 | +2 | 0-0 | 0 | 0 | 0 | 0 | 0 | 0 | 1 | 0 | 0 | 0 | 0 | 0 | 0 |
| 11 | Eckerle, Benji | 12 | 1 | 2 | 3 | 18 | .056 | 0 | 4-8 | 4 | 0 | 0 | 0 | 0 | 0 | 0 | 0 | 0 | 0 | 0 | 0 | 9 |
| 8 | Shlaine, Artem | 6 | 1 | 1 | 2 | 15 | .067 | -1 | 0-0 | 0 | 0 | 0 | 0 | 0 | 1 | 0 | 0 | 0 | 0 | 0 | 0 | 1 |
| 37 | Court, Sam | 12 | 0 | 2 | 2 | 35 | .000 | -5 | 1-2 | 1 | 0 | 0 | 0 | 0 | 0 | 0 | 0 | 0 | 0 | 0 | 0 | 8 |
| 29 | Gordon, Cole | 10 | 1 | 0 | 1 | 8 | .125 | +1 | 1-2 | 1 | 0 | 0 | 0 | 0 | 0 | 0 | 0 | 0 | 0 | 0 | 0 | 1 |
| 74 | Boser, Brasen | 12 | 0 | 1 | 1 | 16 | .000 | -4 | 1-2 | 1 | 0 | 0 | 0 | 0 | 0 | 0 | 0 | 0 | 0 | 0 | 0 | 10 |
| 5 | Murchison, Ty | 12 | 0 | 1 | 1 | 14 | .000 | +1 | 5-18 | 4 | 0 | 1 | 0 | 0 | 0 | 0 | 0 | 0 | 0 | 0 | 0 | 30 |
| 7 | Kjellberg, Joel | 8 | 0 | 1 | 1 | 6 | .000 | -2 | 2-4 | 2 | 0 | 0 | 0 | 0 | 0 | 0 | 0 | 0 | 0 | 0 | 0 | 3 |
| 43 | Helm, Cole | 3 | 0 | 1 | 1 | 0 | .000 | +1 | 1-2 | 1 | 0 | 0 | 0 | 0 | 0 | 0 | 0 | 0 | 0 | 0 | 0 | 1 |
| 16 | Szmagaj, Ethan | 11 | 0 | 0 | 0 | 9 | .000 | -5 | 0-0 | 0 | 0 | 0 | 0 | 0 | 0 | 0 | 0 | 0 | 0 | 0 | 0 | 21 |
| 10 | Ness, Tucker | 6 | 0 | 0 | 0 | 4 | .000 | +1 | 1-2 | 1 | 0 | 0 | 0 | 0 | 0 | 0 | 0 | 0 | 0 | 0 | 0 | 4 |
| 82 | Schoen, Charlie | 1 | 0 | 0 | 0 | 3 | .000 | 0 | 0-0 | 0 | 0 | 0 | 0 | 0 | 0 | 0 | 0 | 0 | 0 | 0 | 0 | 0 |
| 89 | Achille, Tony | 6 | 0 | 0 | 0 | 2 | .000 | -1 | 0-0 | 0 | 0 | 0 | 0 | 0 | 0 | 0 | 0 | 0 | 0 | 0 | 0 | 0 |
| 31 | Homer, Gibson | 6 | 0 | 0 | 0 | 0 | .000 | 0 | 0-0 | 0 | 0 | 0 | 0 | 0 | 0 | 0 | 0 | 0 | 0 | 0 | 0 | 0 |
| 1 | Pavicich, Luke | 6 | 0 | 0 | 0 | 0 | .000 | 0 | 0-0 | 0 | 0 | 0 | 0 | 0 | 0 | 0 | 0 | 0 | 0 | 0 | 0 | 0 |
| TM | TEAM | 12 | 0 | 0 | 0 | 0 | .000 | 0 | 1-2 | 0 | 0 | 0 | 0 | 0 | 0 | 0 | 0 | 0 | 0 | 0 | 0 | 0 |
| Totals | | 12 | 31 | 56 | 87 | 423 | .073 | -17 | 42-92 | 41 | 0 | 1 | 7 | 3 | 5 | 4 | 1 | 0 | 1 | 0 | 1 | 151 |
| Opponents | | 12 | 32 | 51 | 83 | 320 | .100 | +12 | 44-99 | 42 | 1 | 1 | 5 | 2 | 7 | 7 | 0 | 2 | 2 | 0 | 1 | 167 |

| | | | Goal Average | | | Saves | | Record | | | | Goals Allowed | | | | |
|-----------|----------------|-------|--------------|----|-------|-------|------|--------|---|---|-----|---------------|----|----|-----|-----|
| # | Player | GP-GS | MINUTES | GA | AVG | SAVES | PCT | W | L | T | SHO | PP | SH | EN | PEN | SOG |
| 31 | Homer, Gibson | 6-6 | 357:33 | 14 | 2.35 | 143 | .911 | 2 | 3 | 1 | 1 | 2 | 1 | 2 | 0 | 0 |
| 1 | Pavicich, Luke | 6-6 | 357:11 | 14 | 2.35 | 136 | .907 | 2 | 4 | 0 | 0 | 3 | 0 | 2 | 0 | 0 |
| TM | EMPTY NET | - | 14:44 | 4 | 16.29 | 9 | .692 | 0 | 0 | 0 | 0 | 0 | 1 | 0 | 0 | 0 |
| Totals | | 12 | 729:28 | 32 | 2.63 | 288 | .900 | 4 | 7 | 1 | 1 | 5 | 2 | 4 | 0 | 0 |
| Opponents | | 12 | 729:28 | 31 | 2.55 | 392 | .927 | 7 | 4 | 1 | 0 | 7 | 3 | 2 | 0 | 1 |

2024-25 BOX SCORES

Game 1

Arizona St. (1-0-0) -vs- Air Force (0-1-0)
10/04/2024 at USAF Academy, Colorado

Date: 10/04/2024
Start: 07:05 PM
Time: 0
Attendance: 2,078
Location: USAF Academy, Colorado
Officials: Referee: Michael Sheehy; Referee: Matthew Hallock;
Linesman: Brendan Gormely; Linesman: Seth Mukai

| Goals By Period | 1 | 2 | 3 | Total |
|-----------------|---|---|---|-------|
| Arizona St. | 2 | 2 | 4 | 8 |
| Air Force | 0 | 1 | 0 | 1 |

ASU: Schimek, Bennett (3); Smolen, Kyle (2); Potter, Cullen (1); Jackson, Dylan (1); Gordon, Cole (1)
AF: Cosentino, Clayton (1)

Scoring Summary

| Period | Time | Team | Scored By | Assisted By | Type | ASU | AF |
|--------|-------|------|--------------------|--------------------------------|------------|-----|----|
| 1st | 12:30 | ASU | Schimek, Bennett | Unassisted | SH, FG, UA | 1 | 0 |
| 1st | 15:57 | ASU | Jackson, Dylan | Jackson, Ty, Beck, Noah | EV, GW | 2 | 0 |
| 2nd | 05:26 | ASU | Schimek, Bennett | Beck, Noah | SH | 3 | 0 |
| 2nd | 08:16 | AF | Cosentino, Clayton | Cunningham, Nolan | EV | 3 | 1 |
| 2nd | 15:20 | ASU | Smolen, Kyle | Eckler, Benji | SH | 4 | 1 |
| 3rd | 00:28 | ASU | Potter, Cullen | Schimek, Bennett | EV | 5 | 1 |
| 3rd | 02:39 | ASU | Smolen, Kyle | Beck, Noah, Jackson, Dylan | PP | 6 | 1 |
| 3rd | 18:44 | ASU | Schimek, Bennett | Kirwan, Ryan, Sillinger, Lukas | PP, HT | 7 | 1 |
| 3rd | 19:21 | ASU | Gordon, Cole | Hymovitch, David, Helm, Cole | EV | 8 | 1 |

Arizona St. Power Plays

| Prd | Start | End | Elapsed | Shots | Opp-Shots | PPG |
|-----|-------|-------|---------|-------|-----------|-----|
| 3rd | 00:41 | 02:39 | 01:58 | 2 | 0 | PPG |
| 3rd | 17:45 | 18:44 | 00:59 | 2 | 1 | PPG |
| | | | 02:57 | 4 | 1 | 2/2 |

Air Force Power Plays

| Prd | Start | End | Elapsed | Shots | Opp-Shots | PPG |
|-----|-------|-------|---------|-------|-----------|-----|
| 1st | 02:13 | 04:13 | 02:00 | 1 | 0 | -- |
| 1st | 12:14 | 14:14 | 02:00 | 0 | 1 | -- |
| 2nd | 03:53 | 05:53 | 02:00 | 1 | 1 | -- |
| 2nd | 11:55 | 13:55 | 02:00 | 5 | 0 | -- |
| 2nd | 14:50 | 16:50 | 02:00 | 1 | 1 | -- |
| 3rd | 08:28 | 10:28 | 02:00 | 1 | 0 | -- |
| | | | 12:00 | 9 | 3 | 0/6 |

Penalty Summary

| Period | Team | Player | MIN | Offense | Type | Time | PP |
|--------|------|------------------|-------|-------------------------|-------|-------|----|
| 1st | ASU | Kjellberg, Joel | 02:00 | Tripping | MINOR | 02:13 | PP |
| 1st | ASU | Smolen, Kyle | 02:00 | Goaltender Interference | MINOR | 12:14 | PP |
| 2nd | ASU | Helm, Cole | 02:00 | Cross Checking | MINOR | 03:53 | PP |
| 2nd | ASU | Alexander, Ryan | 02:00 | Tripping | MINOR | 11:55 | PP |
| 2nd | ASU | Jackson, Ty | 02:00 | High Sticking | MINOR | 14:50 | PP |
| 3rd | AF | McCormick, Mason | 02:00 | Tripping | MINOR | 00:41 | PP |
| 3rd | ASU | Sillinger, Lukas | 02:00 | Roughing | MINOR | 08:28 | PP |
| 3rd | AF | Dawson, Will | 02:00 | Cross Checking | MINOR | 17:45 | PP |

Game 2

Arizona St. (1-1-0) -vs- Air Force (1-1-0)
10/05/2024 at USAF Academy, Colorado

Date: 10/05/2024
Start: 07:05 PM
Time: 0
Attendance: 1,626
Location: USAF Academy, Colorado
Officials: Referee: Andrew Bethmann; Referee: Matthew Hallock;
Linesman: Joshua Pergande; Linesman: Ryan Demsey

| Goals By Period | 1 | 2 | 3 | OT 1 | Total |
|-----------------|---|---|---|------|-------|
| Arizona St. | 2 | 0 | 1 | 0 | 3 |
| Air Force | 1 | 1 | 1 | 1 | 4 |

ASU: Schimek, Bennett (1); Smolen, Kyle (1); Kirwan, Ryan (1)
AF: Cosentino, Clayton (2); Gibbons, Brendan (2)

Scoring Summary

| Period | Time | Team | Scored By | Assisted By | Type | ASU | AF |
|--------|-------|------|--------------------|--------------------------------------|----------------|-----|----|
| 1st | 00:27 | ASU | Schimek, Bennett | Beck, Noah, Potter, Cullen | EV, FG | 1 | 0 |
| 1st | 05:31 | ASU | Smolen, Kyle | Beck, Noah, Jackson, Dylan | EV | 2 | 0 |
| 1st | 18:59 | AF | Gibbons, Brendan | McCormick, Mason | EV | 2 | 1 |
| 2nd | 09:24 | AF | Cosentino, Clayton | Schwartz, Austin, Remissong, Nick | EV | 2 | 2 |
| 3rd | 19:01 | ASU | Kirwan, Ryan | Schimek, Bennett, Dowd, Anthony | EV | 3 | 2 |
| 3rd | 19:32 | AF | Gibbons, Brendan | McCormick, Mason, Cosentino, Clayton | EA | 3 | 3 |
| OT | 02:44 | AF | Cosentino, Clayton | Remissong, Nick, Hedden, Chris | PP, OT, SD, GW | 3 | 4 |

Arizona St. Power Plays

| Prd | Start | End | Elapsed | Shots | Opp-Shots | PPG |
|-----|-------|-------|---------|-------|-----------|-----|
| 1st | 03:06 | 05:06 | 02:00 | 1 | 0 | -- |
| 2nd | 04:12 | 05:28 | 01:16 | 0 | 2 | -- |
| 2nd | 16:41 | 17:09 | 00:28 | 0 | 0 | -- |
| | | | 03:44 | 1 | 2 | 0/3 |

Air Force Power Plays

| Prd | Start | End | Elapsed | Shots | Opp-Shots | PPG |
|-----|-------|-------|---------|-------|-----------|-----|
| 2nd | 06:12 | 07:28 | 01:16 | 0 | 0 | -- |
| 2nd | 18:41 | 19:09 | 00:28 | 2 | 0 | -- |
| 2nd | 19:14 | 01:14 | 02:00 | 3 | 0 | -- |
| 4th | 02:33 | 02:44 | 00:11 | 1 | 0 | PPG |
| | | | 03:55 | 6 | 0 | 1/4 |

Penalty Summary

| Period | Team | Player | MIN | Offense | Type | Time | PP |
|--------|------|-------------------|-------|---------------------|-------|-------|----|
| 1st | AF | Cunningham, Nolan | 02:00 | Interference | MINOR | 03:06 | PP |
| 2nd | AF | Dubois, Owen | 02:00 | Hitting from behind | MINOR | 04:12 | PP |
| 2nd | ASU | Potter, Cullen | 02:00 | Slashing | MINOR | 05:28 | PP |
| 2nd | AF | Remissong, Nick | 02:00 | Slashing | MINOR | 16:41 | PP |
| 2nd | ASU | Kirwan, Ryan | 02:00 | Interference | MINOR | 17:09 | PP |
| 2nd | ASU | Smolen, Kyle | 02:00 | Hitting from behind | MINOR | 19:14 | PP |
| 4th | ASU | Schimek, Bennett | 02:00 | Holding | MINOR | 02:33 | PP |

Game 3

Michigan (2-1-0) -vs- Arizona St. (1-2-0)
10/11/2024 at Tempe, Arizona

Date: 10/11/2024
Start: 03:30 PM
Time: 0
Attendance: 5,156
Location: Tempe, Arizona
Officials: Referee: Nathan Wieler; Referee: Stan Szczyrek;
Linesman: Chris Zorza; Linesman: Mike Sarter

| Goals By Period | 1 | 2 | 3 | Total |
|-----------------|---|---|---|-------|
| Michigan | 1 | 2 | 1 | 4 |
| Arizona St. | 0 | 0 | 1 | 1 |

MIC: Schifsky, Garrett (3); Hage, Michael (1)
ASU: Jackson, Ty (1)

Scoring Summary

| Period | Time | Team | Scored By | Assisted By | Type | MIC | ASU |
|--------|-------|------|-------------------|----------------------------|------------|-----|-----|
| 1st | 18:17 | MIC | Schifsky, Garrett | Eernisse, Josh | EV, FG | 1 | 0 |
| 2nd | 00:45 | MIC | Schifsky, Garrett | Hallum, Jackson | SH, GW | 2 | 0 |
| 2nd | 03:20 | MIC | Hage, Michael | Hughes, T.J., Lovell, Tim | PP | 3 | 0 |
| 3rd | 14:29 | ASU | Jackson, Ty | Jackson, Dylan, Beck, Noah | PP | 3 | 1 |
| 3rd | 18:40 | MIC | Schifsky, Garrett | Estapa, Mark | SH, EN, HT | 4 | 1 |

Michigan Power Plays

| Prd | Start | End | Elapsed | Shots | Opp-Shots | PPG |
|-----|-------|-------|---------|-------|-----------|-----|
| 2nd | 02:57 | 03:20 | 00:23 | 1 | 1 | PPG |
| 2nd | 13:03 | 14:01 | 00:58 | 0 | 0 | -- |
| | | | 01:21 | 1 | 1 | 1/2 |

Arizona St. Power Plays

| Prd | Start | End | Elapsed | Shots | Opp-Shots | PPG |
|-----|-------|-------|---------|-------|-----------|-----|
| 1st | 19:37 | 01:23 | 01:46 | 0 | 1 | -- |
| 2nd | 15:03 | 16:01 | 00:58 | 0 | 2 | -- |
| 3rd | 07:24 | 10:24 | 03:00 | 3 | 1 | -- |
| 3rd | 13:17 | 14:29 | 01:12 | 4 | 0 | PPG |
| 3rd | 18:07 | 20:00 | 01:53 | 0 | 1 | -- |
| | | | 08:49 | 7 | 5 | 1/5 |

Penalty Summary

| Period | Team | Player | MIN | Offense | Type | Time | PP |
|--------|------|-------------------|-------|----------------|----------|-------|----|
| 1st | MIC | Lovell, Tim | 02:00 | Cross Checking | MINOR | 19:37 | PP |
| 2nd | ASU | Beck, Noah | 02:00 | Slashing | MINOR | 01:23 | PP |
| 2nd | ASU | Alexander, Ryan | 02:00 | High Sticking | MINOR | 13:03 | PP |
| 2nd | MIC | Lovell, Tim | 02:00 | Holding | MINOR | 14:01 | PP |
| 3rd | MIC | Truscott, Jacob | 02:00 | Hooking | MINOR | 07:24 | PP |
| 3rd | MIC | Eernisse, Josh | 02:00 | Roughing | MINOR | 12:16 | PP |
| 3rd | MIC | Eernisse, Josh | 10:00 | Misconduct | 10MINNIS | 12:16 | PP |
| 3rd | ASU | Murchison, Ty | 02:00 | Roughing | MINOR | 12:16 | PP |
| 3rd | ASU | Murchison, Ty | 10:00 | Misconduct | 10MINNIS | 12:16 | PP |
| 3rd | ASU | Sillinger, Lukas | 02:00 | Roughing | MINOR | 12:16 | PP |
| 3rd | MIC | Truscott, Jacob | 02:00 | Roughing | MINOR | 12:16 | PP |
| 3rd | MIC | Whitelaw, William | 02:00 | High Sticking | MINOR | 13:17 | PP |
| 3rd | MIC | Hallum, Jackson | 02:00 | Hooking | MINOR | 18:07 | PP |

Game 4

Michigan (2-1-1) -vs- Arizona St. (1-2-1)
10/12/2024 at Tempe, Arizona

Date: 10/12/2024
Start: 05:00 PM
Time: 0
Attendance: 5,354
Location: Tempe, Arizona
Officials: Referee: Nathan Wieler; Referee: Stan Szczyrek;
Linesman: Chris Zorza; Linesman: Mike Sarter

| Goals By Period | 1 | 2 | 3 | OT 1 | OT 2 | Total |
|-----------------|---|---|---|------|------|-------|
| Michigan | 0 | 1 | 2 | 0 | 0 | 3 |
| Arizona St. | 0 | 1 | 2 | 0 | 0 | 3 |

MIC: Duke, Tyler (1); Hage, Michael (1); Lapointe, Philippe (1)
ASU: Beck, Noah (1); Potter, Cullen (1); Jackson, Dylan (1)

Scoring Summary

| Period | Time | Team | Scored By | Assisted By | Type | MIC | ASU |
|--------|-------|------|--------------------|----------------------------------|--------|-----|-----|
| 2nd | 04:45 | MIC | Duke, Tyler | Lovell, Tim, Whitelaw, William | EV, FG | 1 | 0 |
| 2nd | 14:26 | ASU | Jackson, Dylan | Dowd, Anthony, Sillinger, Lukas | EV | 1 | 1 |
| 3rd | 06:13 | MIC | Lapointe, Philippe | Schifsky, Garrett, Hughes, T.J. | EV | 2 | 1 |
| 3rd | 14:26 | MIC | Hage, Michael | Unassisted | EV, UA | 3 | 1 |
| 3rd | 19:00 | ASU | Beck, Noah | Sillinger, Lukas, Potter, Cullen | PP, EA | 3 | 2 |
| 3rd | 19:16 | ASU | Potter, Cullen | Beck, Noah, Schimek, Bennett | EA, GT | 3 | 3 |

Michigan Power Plays

| Prd | Start | End | Elapsed | Shots | Opp-Shots | PPG |
|-----|-------|-------|---------|-------|-----------|-----|
| 1st | 04:23 | 06:23 | 02:00 | 3 | 2 | -- |
| 2nd | 06:24 | 08:24 | 02:00 | 0 | 2 | -- |
| 3rd | 01:18 | 02:09 | 00:51 | 4 | 0 | -- |
| 3rd | 16:42 | 17:41 | 00:59 | 3 | 0 | -- |
| | | | 05:50 | 10 | 4 | 0/4 |

Arizona St. Power Plays

| Prd | Start | End | Elapsed | Shots | Opp-Shots | PPG |
|-----|-------|-------|---------|-------|-----------|-----|
| 1st | 09:40 | 11:40 | 02:00 | 1 | 0 | -- |
| 2nd | 02:09 | 04:09 | 02:00 | 0 | 0 | -- |
| 3rd | 07:43 | 09:43 | 02:00 | 0 | 0 | -- |
| 3rd | 18:42 | 19:01 | 00:19 | 1 | 0 | PPG |
| | | | 06:19 | 2 | 0 | 1/4 |

Penalty Summary

| Period | Team | Player | MIN | Offense | Type | Time | PP |
|--------|------|-------------------|-------|-------------------------|-------|-------|----|
| 1st | ASU | Potter, Cullen | 02:00 | Tripping | MINOR | 04:23 | PP |
| 1st | MIC | Fantilli, Luca | 02:00 | Holding | MINOR | 09:40 | PP |
| 2nd | ASU | Jackson, Dylan | 02:00 | Hooking | MINOR | 06:24 | PP |
| 2nd | ASU | Jackson, Dylan | 02:00 | Unsportsmanlike conduct | MINOR | 14:26 | PP |
| 2nd | MIC | Edwards, Ethan | 02:00 | Cross Checking | MINOR | 14:28 | PP |
| 3rd | ASU | Dowd, Anthony | 02:00 | Tripping | MINOR | 01:18 | PP |
| 3rd | MIC | Whitelaw, William | 02:00 | Tripping | MINOR | 02:09 | PP |
| 3rd | MIC | Whitelaw, William | 02:00 | Tripping | MINOR | 07:43 | PP |
| 3rd | ASU | Jackson, Ty | 02:00 | Cross Checking | MINOR | 16:42 | PP |
| 3rd | MIC | Estapa, Mark | 02:00 | Interference | MINOR | 17:41 | PP |

2024-25 BOX SCORES

Game 5

Arizona St. (1-3-1) -vs- Providence (1-1-0)
10/18/2024 at Providence, Rhode Island

Date: 10/18/2024
Start: 07:00 PM
Time: 0
Attendance: 3,030
Location: Providence, Rhode Island
Officials: Referee: Jim Curtin; Referee: Jeremy Tufts; Linesman: Nick Briganti; Linesman: Connor Foley

| Goals By Period | 1 | 2 | 3 | Total |
|-----------------|---|---|---|-------|
| Arizona St. | 0 | 0 | 1 | 1 |
| Providence | 2 | 1 | 1 | 4 |

ASU: Kirwan, Ryan (1)
PRO: Adams, Tanner (3); Will, Logan (1)

Scoring Summary

| Period | Time | Team | Scored By | Assisted By | Type | ASU | PRO |
|--------|-------|------|---------------|-------------------------------|--------|-----|-----|
| 1st | 03:37 | PRO | Adams, Tanner | Malinoski, Hudson | EV, FG | 0 | 1 |
| 1st | 13:02 | PRO | Adams, Tanner | Poisson, Nick, Harding, Talge | EV, GW | 0 | 2 |
| 2nd | 10:05 | PRO | Will, Logan | May, Austen, Elger, Will | EV | 0 | 3 |
| 3rd | 04:52 | ASU | Kirwan, Ryan | Schimek, Bennett | EV | 1 | 3 |
| 3rd | 18:00 | PRO | Adams, Tanner | Yoder, Chase, Poisson, Nick | EN, HT | 1 | 4 |

Arizona St. Power Plays

| Prd | Start | End | Elapsed | Shots | Opp-Shots | PPG |
|-----|-------|-------|---------|-------|-----------|-----|
| 1st | 16:04 | 18:04 | 02:00 | 1 | 1 | -- |
| 2nd | 18:29 | 00:29 | 02:00 | 1 | 0 | -- |
| | | | | 04:00 | 2 | 1 |
| | | | | 0/2 | | |

Providence Power Plays

| Prd | Start | End | Elapsed | Shots | Opp-Shots | PPG |
|-----|-------|-------|---------|-------|-----------|-----|
| 2nd | 10:53 | 12:53 | 02:00 | 1 | 0 | -- |
| | | | | 02:00 | 1 | 0 |
| | | | | 0/1 | | |

Penalty Summary

| Period | Team | Player | MIN | Offense | Type | Time | PP |
|--------|------|-------------------|-------|---------|-------|-------|----|
| 1st | PRO | Centrella, Andrew | 02:00 | Hooking | MINOR | 16:04 | PP |
| 2nd | ASU | Murchison, Ty | 02:00 | Holding | MINOR | 10:53 | PP |
| 2nd | PRO | Connelly, Trevor | 02:00 | Holding | MINOR | 18:29 | PP |

Game 6

Arizona St. (1-4-1) -vs- Providence (2-1-0)
10/19/2024 at Providence, Rhode Island

Date: 10/19/2024
Start: 04:00 PM
Time: 0
Attendance: 2,360
Location: Providence, Rhode Island
Officials: Referee: Jim Curtin; Referee: Jeremy Tufts; Linesman: Nick Briganti; Linesman: Connor Foley

| Goals By Period | 1 | 2 | 3 | Total |
|-----------------|---|---|---|-------|
| Arizona St. | 0 | 0 | 1 | 1 |
| Providence | 0 | 0 | 2 | 2 |

ASU: Kirwan, Ryan (1)
PRO: Malinoski, Hudson (1); Harding, Talge (1)

Scoring Summary

| Period | Time | Team | Scored By | Assisted By | Type | ASU | PRO |
|--------|-------|------|-------------------|------------------------------|--------|-----|-----|
| 3rd | 05:54 | PRO | Malinoski, Hudson | Poisson, Nick, Adams, Tanner | EV, FG | 0 | 1 |
| 3rd | 15:19 | PRO | Harding, Talge | Malinoski, Hudson | EV, GW | 0 | 2 |
| 3rd | 19:23 | ASU | Kirwan, Ryan | Jackson, Ty, Beck, Noah | EA | 1 | 2 |

Penalty Summary

| Period | Team | Player | MIN | Offense | Type | Time | PP |
|--------|------|------------------|-------|----------------|-------|-------|----|
| 1st | ASU | Schimek, Bennett | 02:00 | Slashing | MINOR | 05:37 | PP |
| 1st | ASU | Beck, Noah | 02:00 | Holding | MINOR | 08:56 | PP |
| 1st | PRO | Kivioja, Aleksi | 02:00 | Holding | MINOR | 11:48 | PP |
| 2nd | PRO | Machu, Tomas | 02:00 | Cross Checking | MINOR | 16:56 | |
| 2nd | ASU | Eckerle, Benji | 02:00 | Cross Checking | MINOR | 16:56 | |

Game 7

Arizona St. (3-4-1) -vs- Northern Mich. (1-5-0)
10/26/2024 at Marquette, Michigan

Date: 10/26/2024
Start: 06:07 PM
Time: 0
Attendance: 2,772
Location: Marquette, Michigan
Officials: Referee: Rick Nelson; Referee: Tyler Olson; Linesman: Eric Froberg; Linesman: Jamie Grace

| Goals By Period | 1 | 2 | 3 | Total |
|-----------------|---|---|---|-------|
| Arizona St. | 0 | 0 | 2 | 2 |
| Northern Mich. | 0 | 0 | 0 | 0 |

ASU: Kirwan, Ryan (2)
NMU:

Scoring Summary

| Period | Time | Team | Scored By | Assisted By | Type | ASU | NMU |
|--------|-------|------|--------------|------------------------------|------------|-----|-----|
| 3rd | 16:06 | ASU | Kirwan, Ryan | Schimek, Bennett, Court, Sam | PP, FG, GW | 1 | 0 |
| 3rd | 19:11 | ASU | Kirwan, Ryan | Smolen, Kyle | EN | 2 | 0 |

Arizona St. Power Plays

| Prd | Start | End | Elapsed | Shots | Opp-Shots | PPG |
|-----|-------|-------|---------|-------|-----------|-----|
| 1st | 01:48 | 03:48 | 02:00 | 1 | 0 | -- |
| 1st | 08:00 | 08:03 | 00:03 | 0 | 0 | -- |
| 1st | 09:35 | 10:00 | 00:25 | 1 | 0 | -- |
| 1st | 18:03 | 11:35 | 01:32 | 0 | 0 | -- |
| 1st | 16:16 | 18:16 | 02:00 | 3 | 0 | -- |
| 3rd | 15:40 | 16:06 | 00:26 | 2 | 0 | PPG |
| | | | | 06:26 | 7 | 0 |
| | | | | 1/6 | | |

Northern Mich. Power Plays

| Prd | Start | End | Elapsed | Shots | Opp-Shots | PPG |
|-----|-------|-------|---------|-------|-----------|-----|
| 2nd | 06:46 | 08:46 | 02:00 | 2 | 1 | -- |
| 3rd | 05:59 | 07:59 | 02:00 | 0 | 0 | -- |
| | | | | 04:00 | 2 | 1 |
| | | | | 0/2 | | |

Penalty Summary

| Period | Team | Player | MIN | Offense | Type | Time | PP |
|--------|------|------------------|-------|-------------------------|-------|-------|----|
| 1st | NMU | Ardanaz, Nicolas | 02:00 | Hitting from behind | MINOR | 01:48 | PP |
| 1st | NMU | Larsson, Rasmus | 02:00 | Roughing after whistle | MINOR | 08:00 | PP |
| 1st | ASU | Potter, Cullen | 02:00 | Interference | MINOR | 08:03 | PP |
| 1st | NMU | Bolduc, Medrick | 02:00 | Tripping | MINOR | 09:35 | PP |
| 1st | NMU | Mitchell, Trevor | 02:00 | Cross Checking | MINOR | 16:16 | PP |
| 2nd | ASU | Eckerle, Benji | 02:00 | Tripping | MINOR | 06:46 | PP |
| 3rd | ASU | TEAM | 02:00 | Too many players on ice | MINOR | 05:59 | PP |
| 3rd | NMU | Daul, Grayden | 02:00 | Boarding | MINOR | 15:40 | PP |

Game 8

Arizona St. (2-4-1) -vs- Northern Mich. (1-4-0)
10/25/2024 at Marquette

Date: 10/25/2024
Start: 07:07 PM
Time: 0
Attendance: 2,576
Location: Marquette
Officials: Referee: Rick Nelson; Referee: Tyler Olson; Linesman: Eric Froberg; Linesman: Jamie Grace

| Goals By Period | 1 | 2 | 3 | Total |
|-----------------|---|---|---|-------|
| Arizona St. | 1 | 0 | 2 | 3 |
| Northern Mich. | 1 | 0 | 0 | 1 |

ASU: Eckerle, Benji (1); Schimek, Bennett (1); Kirwan, Ryan (1)
NMU: Cliche, Anthony (1)

Scoring Summary

| Period | Time | Team | Scored By | Assisted By | Type | ASU | NMU |
|--------|-------|------|------------------|----------------------------------|------------|-----|-----|
| 1st | 12:50 | ASU | Schimek, Bennett | Sillinger, Lukas, Beck, Noah | EV, FG | 1 | 0 |
| 1st | 17:05 | NMU | Cliche, Anthony | Ewart, Tynan, Ciccarella, Danny | EV | 1 | 1 |
| 3rd | 16:59 | ASU | Kirwan, Ryan | Jackson, Dylan, Sillinger, Lukas | DP, EA, GW | 2 | 1 |
| 3rd | 19:52 | ASU | Eckerle, Benji | Shlaire, Artem, Murchison, Ty | EN | 3 | 1 |

Arizona St. Power Plays

| Prd | Start | End | Elapsed | Shots | Opp-Shots | PPG |
|-----|-------|-------|---------|-------|-----------|-----|
| 2nd | 04:37 | 06:37 | 02:00 | 2 | 0 | -- |
| 2nd | 14:25 | 19:25 | 05:00 | 4 | 0 | -- |
| | | | | 07:00 | 6 | 0 |
| | | | | 0/2 | | |

Northern Mich. Power Plays

| Prd | Start | End | Elapsed | Shots | Opp-Shots | PPG |
|-----|-------|-------|---------|-------|-----------|-----|
| 3rd | 11:46 | 13:46 | 02:00 | 1 | 0 | -- |
| | | | | 02:00 | 1 | 0 |
| | | | | 0/1 | | |

Penalty Summary

| Period | Team | Player | MIN | Offense | Type | Time | PP |
|--------|------|-------------------|-------|----------|-------|-------|----|
| 2nd | NMU | Altrichter, Jakob | 02:00 | Slashing | MINOR | 04:37 | PP |
| 2nd | NMU | Bolduc, Medrick | 05:00 | Charging | MAJOR | 14:25 | PP |
| 3rd | ASU | Boser, Brasen | 02:00 | Holding | MINOR | 11:46 | PP |

2024-25 BOX SCORES

Game 9

Arizona St. (3-5-1, 0-1-0) ~vs- Colorado Col. (7-0-0, 1-0-0)
11/08/2024 at Colorado Springs, Colorado

Date: 11/08/2024
Start: 07:00 PM
Time: 0
Attendance: 3,650
Location: Colorado Springs, Colorado
Officials: Referee: Ryan Hersey; Referee: Andrew Wilk; Linesman: Seth Mukai; Linesman: Eric McDonald

| Goals By Period | 1 | 2 | 3 | OT 1 | Total |
|-----------------|---|---|---|------|-------|
| Arizona St. | 1 | 1 | 1 | 0 | 3 |
| Colorado Col. | 2 | 0 | 1 | 1 | 4 |

ASU: Beck, Noah (1); Jackson, Dylan (1); Alexander, Ryan (1)
COL: Wisdom, Zaccharya (1); Burkholder, Max (1); Veinbergs, Klavs (1); Cooley, Stanley (1)

Scoring Summary

| Period | Time | Team | Scored By | Assisted By | Type | ASU | COL |
|--------|-------|------|-------------------|------------------------------------|----------------|-----|-----|
| 1st | 03:59 | COL | Burkholder, Max | Veinbergs, Klavs, Montgomery, Drew | PP, FG | 0 | 1 |
| 1st | 11:45 | COL | Veinbergs, Klavs | Link, Bret | EV | 0 | 2 |
| 1st | 18:15 | ASU | Alexander, Ryan | Eckerle, Benji, Dowd, Anthony | EV | 1 | 2 |
| 2nd | 06:40 | ASU | Jackson, Dylan | Beck, Noah, Jackson, Ty | EV | 2 | 2 |
| 3rd | 07:17 | ASU | Beck, Noah | Potter, Cullen, Smolen, Kyle | PP | 3 | 2 |
| 3rd | 19:03 | | | | | | |
| 3rd | .0 | COL | Cooley, Stanley | Gallagher, Ty, Link, Bret | EA | 3 | 3 |
| OT | 01:44 | COL | Wisdom, Zaccharya | Burkholder, Max | EV, OT, SD, GW | 3 | 4 |

Arizona St. Power Plays

| Prd | Start | End | Elapsed | Shots | Opp-Shots | PPG |
|-----|-------|-------|---------|-------|-----------|-----|
| 1st | 15:56 | 17:56 | 02:00 | 0 | 0 | -- |
| 1st | 20:00 | 02:00 | 02:00 | 2 | 0 | -- |
| 3rd | 06:53 | 07:17 | 00:24 | 1 | 0 | PPG |
| | | | 04:24 | 3 | 0 | 1/3 |

Colorado Col. Power Plays

| Prd | Start | End | Elapsed | Shots | Opp-Shots | PPG |
|-----|-------|-------|---------|-------|-----------|-----|
| 1st | 02:44 | 03:59 | 01:15 | 1 | 0 | PPG |
| 3rd | 10:44 | 12:44 | 02:00 | 1 | 0 | -- |
| | | | 03:15 | 2 | 0 | 1/2 |

Penalty Summary

| Period | Team | Player | MIN | Offense | Type | Time | PP |
|--------|------|------------------|-------|----------------|-------|-------|----|
| 1st | ASU | Gordon, Cole | 02:00 | Cross Checking | MINOR | 02:44 | PP |
| 1st | COL | Stuart, Riley | 02:00 | Interference | MINOR | 15:56 | PP |
| 1st | COL | Montgomery, Drew | 02:00 | Slashing | MINOR | 20:00 | |
| 3rd | ASU | Court, Sam | 02:00 | Slashing | MINOR | 01:46 | PP |
| 3rd | COL | Veremyev, Gleb | 02:00 | Embellishment | MINOR | 01:46 | PP |
| 3rd | COL | Strobel, Charlie | 02:00 | Boarding | MINOR | 06:53 | PP |
| 3rd | ASU | Jackson, Dylan | 02:00 | Hooking | MINOR | 10:44 | PP |

Game 10

Arizona St. (3-6-1, 0-2-0) ~vs- Colorado Col. (8-0-0, 2-0-0)
11/09/2024 at Colorado Springs, Colorado

Date: 11/09/2024
Start: 06:00 PM
Time: 0
Attendance: 3,710
Location: Colorado Springs, Colorado
Officials: Referee: Ryan Hersey; Referee: Andrew Wilk; Linesman: Dylan Peper; Linesman: Eric McDonald

| Goals By Period | 1 | 2 | 3 | Total |
|-----------------|---|---|---|-------|
| Arizona St. | 0 | 0 | 1 | 1 |
| Colorado Col. | 1 | 0 | 2 | 3 |

ASU: Hymovitch, David (1)
COL: Coffey, Tyler (1); Veinbergs, Klavs (1); Montgomery, Drew (1)

Scoring Summary

| Period | Time | Team | Scored By | Assisted By | Type | ASU | COL |
|--------|-------|------|------------------|------------------------------------|--------|-----|-----|
| 1st | 10:41 | COL | Montgomery, Drew | Wisdom, Zaccharya, Burkholder, Max | PP, FG | 0 | 1 |
| 3rd | 11:20 | COL | Coffey, Tyler | Cooley, Stanley | EV, GW | 0 | 2 |
| | 19:15 | | | | | | |
| 3rd | .8 | ASU | Hymovitch, David | Smolen, Kyle, Jackson, Ty | EA | 1 | 2 |
| 3rd | 19:50 | COL | Veinbergs, Klavs | Link, Bret, Lindberg, Gavin | EN | 1 | 3 |

Arizona St. Power Plays

| Prd | Start | End | Elapsed | Shots | Opp-Shots | PPG |
|-----|-------|-------|---------|-------|-----------|-----|
| 1st | 06:59 | 08:59 | 02:00 | 2 | 0 | -- |
| 2nd | 08:54 | 09:55 | 01:01 | 1 | 0 | -- |
| 2nd | 19:02 | 01:02 | 02:00 | 2 | 1 | -- |
| | | | 05:01 | 5 | 1 | 0/3 |

Colorado Col. Power Plays

| Prd | Start | End | Elapsed | Shots | Opp-Shots | PPG |
|-----|-------|-------|---------|-------|-----------|-----|
| 1st | 10:25 | 10:41 | 00:16 | 1 | 0 | PPG |
| 1st | 11:26 | 13:26 | 02:00 | 0 | 0 | -- |
| 2nd | 02:48 | 04:48 | 02:00 | 1 | 0 | -- |
| 2nd | 06:54 | 07:55 | 01:01 | 0 | 0 | -- |
| | | | 05:17 | 2 | 0 | 1/4 |

Penalty Summary

| Period | Team | Player | MIN | Offense | Type | Time | PP |
|--------|------|-----------------|-------|----------------|-------|-------|----|
| 1st | COL | Veremyev, Gleb | 02:00 | Slashing | MINOR | 06:59 | PP |
| 1st | ASU | Kjellberg, Joel | 02:00 | Tripping | MINOR | 10:25 | PP |
| 1st | ASU | Smolen, Kyle | 02:00 | Cross Checking | MINOR | 11:26 | PP |
| 2nd | ASU | Ness, Tucker | 02:00 | Tripping | MINOR | 02:48 | PP |
| 2nd | ASU | Dowd, Anthony | 02:00 | Interference | MINOR | 06:54 | PP |
| 2nd | COL | Burkholder, Max | 02:00 | Interference | MINOR | 07:55 | PP |
| | | | | | | 19:01 | |
| 2nd | COL | Gallagher, Ty | 02:00 | Tripping | MINOR | .5 | PP |

Game 11

Omaha (3-6-0, 1-2-0) ~vs- Arizona St. (3-7-1, 0-3-0)
11/16/2024 at Tempe, Arizona

Date: 11/16/2024
Start: 07:00 PM
Time: 0
Attendance: 5,157
Location: Tempe, Arizona
Officials: Referee: Daniel Dreger; Referee: Michael Sheehan; Linesman: Andrew Gaggin; Linesman: Eric Anderson

| Goals By Period | 1 | 2 | 3 | Total |
|-----------------|---|---|---|-------|
| Omaha | 1 | 1 | 2 | 4 |
| Arizona St. | 0 | 1 | 1 | 2 |

OMA: Stange, Sam (1); Urdahl, Zach (1); Lurie, Charlie (1); LaPinta, Chase (1)
ASU: Dowd, Anthony (1); Jackson, Ty (1)

Scoring Summary

| Period | Time | Team | Scored By | Assisted By | Type | OMA | ASU |
|--------|-------|------|----------------|-----------------------------------|--------|-----|-----|
| 1st | 17:53 | OMA | LaPinta, Chase | Mitchell, Cam | EV, FG | 1 | 0 |
| 2nd | 05:58 | ASU | Jackson, Ty | Kirwan, Ryan, Boser, Brasen | EV | 1 | 1 |
| 2nd | 16:15 | OMA | Lurie, Charlie | Gratton, Dylan, Israels, Harrison | PP | 2 | 1 |
| 3rd | 03:49 | ASU | Dowd, Anthony | Sillinger, Lukas, Court, Sam | PP | 2 | 2 |
| 3rd | 16:49 | OMA | Stange, Sam | Ludtke, Griffin, Krenzen, Nolan | EV, GW | 3 | 2 |
| 3rd | 18:53 | OMA | Urdahl, Zach | Bremer, Brock, Guevin, Jacob | EN | 4 | 2 |

Omaha Power Plays

| Prd | Start | End | Elapsed | Shots | Opp-Shots | PPG |
|-----|-------|-------|---------|-------|-----------|-----|
| 1st | 07:35 | 09:35 | 02:00 | 2 | 0 | -- |
| 1st | 18:14 | 00:14 | 02:00 | 1 | 0 | -- |
| 2nd | 15:59 | 16:15 | 00:16 | 1 | 0 | PPG |
| | | | 04:16 | 4 | 0 | 1/3 |

Arizona St. Power Plays

| Prd | Start | End | Elapsed | Shots | Opp-Shots | PPG |
|-----|-------|-------|---------|-------|-----------|-----|
| 2nd | 06:56 | 08:56 | 02:00 | 1 | 0 | -- |
| 2nd | 19:06 | 01:06 | 02:00 | 6 | 0 | -- |
| 3rd | 03:44 | 03:49 | 00:05 | 1 | 0 | PPG |
| | | | 04:05 | 8 | 0 | 1/3 |

Penalty Summary

| Period | Team | Player | MIN | Offense | Type | Time | PP |
|--------|------|------------------|-------|--------------|-------|-------|----|
| 1st | ASU | Murchison, Ty | 02:00 | Interference | MINOR | 07:35 | PP |
| 1st | ASU | Eckerle, Benji | 02:00 | Tripping | MINOR | 18:14 | PP |
| 2nd | OMA | LaPinta, Chase | 02:00 | Tripping | MINOR | 06:56 | PP |
| 2nd | ASU | Beck, Noah | 02:00 | Interference | MINOR | 15:59 | PP |
| | | | | | | 19:05 | |
| 2nd | OMA | Gallagher, Aiden | 02:00 | Slashing | MINOR | .1 | PP |
| 3rd | OMA | Silpeck, Jacob | 02:00 | Tripping | MINOR | 03:44 | PP |

Game 12

Omaha (3-7-0, 1-3-0) ~vs- Arizona St. (4-7-1, 1-3-0)
11/16/2024 at Tempe, Arizona

Date: 11/16/2024
Start: 05:00 PM
Time: 0
Attendance: 5,025
Location: Tempe, Arizona
Officials: Referee: Daniel Dreger; Referee: Michael Sheehan; Linesman: Andrew Gaggin; Linesman: Eric Anderson

| Goals By Period | 1 | 2 | 3 | Total |
|-----------------|---|---|---|-------|
| Omaha | 0 | 1 | 1 | 2 |
| Arizona St. | 1 | 1 | 1 | 3 |

OMA: Stange, Sam (1); Broberg, Marcus (1)
ASU: Shlaine, Artem (1); Hymovitch, David (1); Alexander, Ryan (1)

Scoring Summary

| Period | Time | Team | Scored By | Assisted By | Type | OMA | ASU |
|--------|-------|------|------------------|--------------------------------|--------|-----|-----|
| 1st | 13:36 | ASU | Shlaine, Artem | Smolen, Kyle, Alexander, Ryan | EV, FG | 0 | 1 |
| 2nd | 03:49 | OMA | Stange, Sam | Israels, Harrison, Ellis, Noah | EV | 1 | 1 |
| 2nd | 07:32 | ASU | Alexander, Ryan | Smolen, Kyle, Dowd, Anthony | EV | 1 | 2 |
| 3rd | 01:18 | ASU | Hymovitch, David | Kirwan, Ryan, Jackson, Ty | EV, GW | 1 | 3 |
| 3rd | 12:22 | OMA | Broberg, Marcus | Risk, Brady, Stange, Sam | EV | 2 | 3 |

Omaha Power Plays

| Prd | Start | End | Elapsed | Shots | Opp-Shots | PPG |
|-----|-------|-------|---------|-------|-----------|-----|
| 1st | 02:51 | 04:51 | 02:00 | 1 | 0 | -- |
| 1st | 18:48 | 00:48 | 02:00 | 0 | 0 | -- |
| 2nd | 11:16 | 11:46 | 00:30 | 0 | 0 | -- |
| | | | 04:30 | 1 | 0 | 0/3 |

Arizona St. Power Plays

| Prd | Start | End | Elapsed | Shots | Opp-Shots | PPG |
|-----|-------|-------|---------|-------|-----------|-----|
| 1st | 07:22 | 09:22 | 02:00 | 0 | 0 | -- |
| 2nd | 13:16 | 13:46 | 00:30 | 0 | 0 | -- |
| 2nd | 17:15 | 19:15 | 02:00 | 3 | 0 | -- |
| 3rd | 06:03 | 08:03 | 02:00 | 0 | 0 | -- |
| | | | 06:30 | 3 | 0 | 0/4 |

Penalty Summary

| Period | Team | Player | MIN | Offense | Type | Time | PP |
|--------|------|---------------------------|-------|----------------|-------|-------|----|
| 1st | ASU | Beck, Noah | 02:00 | Cross Checking | MINOR | 02:51 | PP |
| 1st | OMA | Israels, Harrison | 02:00 | Cross Checking | MINOR | 07:22 | PP |
| 1st | ASU | Jackson, Ty | 02:00 | Hooking | MINOR | 18:48 | PP |
| 2nd | ASU | Murchison, Ty | 02:00 | Holding | MINOR | 11:16 | PP |
| 2nd | OMA | Bremer, Brock | 02:00 | Interference | MINOR | 11:46 | PP |
| 2nd | OMA | Glynn, Jimmy | 02:00 | Roughing | MINOR | 15:57 | PP |
| 2nd | ASU | Eckerle, Benji | 02:00 | Roughing | MINOR | 15:57 | PP |
| 2nd | OMA | Van Houtte-Cachero, Alexi | 02:00 | Slashing | MINOR | 17:15 | PP |
| 3rd | OMA | Gramer, Joe | 02:00 | Tripping | MINOR | 06:03 | PP |