

ASU 2019-2020 SCHEDULE

Date Opp. (TV/Radio).....FINAL/TIP

11/9 Colorado (ESPN2)..... L, 71-81

AIR FORCE RESERVE TIP-OFF/TEMPE

11/14 CCSU (P12/92.3 FM)..... W, 90-49

11/17 Rider (P12/620 AM)..... W, 92-55

AIR FORCE RESERVE TIP-OFF/CONN

11/23 St. John's (ESPN3/620 AM) W, 80-67

11/24 #7 UVA (ESPN/620 AM) L, 45-48

11/26 @Princeton (ESPN+/620).... W, 67-65

12/3 @San Fran (CBSSN/98.7).... W, 71-67

12/7 Louisiana (P12/620 AM)..... W, 77-65

12/11 Prairie View (P12/620 AM) .. W, 88-79

12/14 Georgia (P12/620 AM) W, 79-59

12/18 St. Mary's (PHX) (P12/98.7) . L, 56-96

12/21 Creighton (P12/620 AM) L, 60-67

12/28 TX-South. (P12/98.7 FM)..... W, 98-81

1/4 @#25 Arizona (P12/98.7 FM)L, 47-75

1/9 @Oregon St. (ESPN/98.7) W, 82-76

1/11 @#9 Oregon (P12/98.7 FM) . L, 69-78

1/16 #20 Colorado (ESPN2/98.7) L, 61-68

1/18 Utah (P12/620 AM)..... W, 83-64

1/25 #22 Arizona (P12/98.7 FM) . W, 66-65

1/29 @WSU(ESPN/98.7 FM) L, 65-67

2/1 @Wash. (P12/98.7 FM)..... W, 87-84

2/6 UCLA (ESPN2/98.7 FM) W, 84-66

2/8 USC (FS1/620 AM)..... 8

2/13 @Stanford (ESPN2) 8 PT

2/16 @California (ESPN/98.7 FM) 3 PT

2/20 Oregon (ESPN2)..... 7

2/22 Oregon St. (ESPN2/U)..... 6

2/27 @UCLA (P12) 8 PT

2/29 @USC (ESPN2/U)..... 5 PT

3/5 Washington (ESPN2/U)..... 7

3/7 Washington State (P12) 4:30

3/11 Pac-12 Tournament..... Las Vegas

TURNED IT AROUND FAST

Buffalo was 285-369 (.436) in 22 seasons after going Division I (1991-2013). The Bulls were 42-20 (.677) in Coach Hurley's two seasons. He is 129-86 in seven years as a head coach and 87-66 at ASU.

FINAL FOUR TRIVIA: Coach Hurley is one of four current head coaches who won a Final Four MOP. Juan Dixon (2002), Danny Manning (1988) and Patrick Ewing (1984) are the others.

SUN DEVIL

M E N ' S B A S K E T B A L L

@SUNDEVILHOOPS (14-8; 5-4) HOSTS USC WITH FIVE OF FINAL NINE AT HOME

Sat., Feb. 8 - vs. USC

8 p.m./FS1/620 AM

ASU 10-1 vs. USC in Tempe past 11

The Arizona State Sun Devil men's hoops team (14-8; 5-4) -- coming off back-to-back NCAA Tournaments for the first time since 1980-81 and the only Pac-12 team to make the NAAs the past two seasons -- hosts the USC Trojans on Saturday, Feb. 8, at 8 p.m. in a FS1 game with Aaron Goldsmith and Doug Gottlieb on the call. Prior to its past two NCAA appearances under Bobby Hurley, ASU had made the NCAA Tournament three times in previous 22 seasons (1996-2017).

STOCK RISING

ROB EDWARDS

NOW: In past eight games averaging 14.8 ppg and 26-61 (.426) from three-point stripe
THEN: Previous five games prior to past eight: 2.0 ppg and 1-of-18 (.056) from three-point stripe

KHALID THOMAS

NOW: In past two games is averaging 9.5 ppg, 7-10 FGs and 4-6 3s
THEN: Previous 14 games prior to last two: 1.8 ppg, 6-15 FGs and 3-9 3s

ALONZO VERGE JR.

NOW: Past four games: 17.0 ppg, 5-9 3s, 28-48 FGs (.583)
THEN: Previous five games prior to past four: 6.2 ppg., 1-9 3s, 11-45 FGs (.244)

GAME #22: ASU 84, UCLA 66 (FEB. 6): It was one of those good nights for ASU at it hit 14-of-24 (.583) three-pointers and had four players in double figures as it led for over 36 minutes in the win over surging UCLA, who had won four of five. Alonzo Verge Jr. had 26 points off the bench, while Remy Martin had 15, Rob Edwards 13 and Kimani Lawrence 11. ASU never had more than an 8-0 run but led by 23 with just over five minutes on the clock. There were only five lead changes and one tie in the game. Romello White added 16 rebounds and eight points.

THIS IS US: ASU has 24 wins (11 on the road) when trailing at the half under Bobby Hurley in five seasons, after going 12-64 (.157) the previous five seasons. It did it seven times in 2017-18 and did it in 2018-19 at Georgia, vs. No. 1 Kansas, at California, at UCLA, vs. Cal and at Oregon State. This year it has halftime comeback wins over St. John's, at Princeton vs. No. 22 Arizona. ASU actually trailed Arizona 37-15 with just over five minutes remaining in the first half before closing the gap to 43-30 at the half and then scored the first 10 points of second half. The 22-point comeback matches what is believed to be the biggest in Pac-12 history.

PAC-12 STAT STUFF: ASU ranks second in the Pac-12 in steals at 7.71 per game (171 in 22 games) while its turnover margin (+2.86) is second behind only Washington State (+3.91)...Remy Martin is third in the league in scoring at 19.14 points per game and third in steals (1.73 per game with 38 on the year)...Romello White leads the Pac-12 in rebounding at 9.33 per game and leads in field goal percentage at .630. His seven double-doubles fifth in the league while his nine double-digit rebounding games is tied for league lead...Remy is second in the Pac-12 at 20.89 points per game in conference games and his 13 20-point games is tied for league lead...Remy Martin is the only Pac-12 player since 1996-97 to open conference play with six straight games of 20+ points (streak ended Jan. 29 at WSU)...ASU is 19-5 when Rob Edwards scores 13 in his two seasons (12-2 when he scores 15)...ASU has now won four straight against UCLA for the first time in school history after the 84-66 Tempe win on Feb. 6.

ASU MEDIA RELATIONS: ASU men's basketball SID Doug Tammara can be reached directly at 480-734-7795 or via e-mail at tammara@asu.edu. The ASU website is: www.TheSunDevils.com.

Pos #	Name	Yr.	Ht./Wt.	2019-2020 SUN DEVIL ROSTER NOTES
F 00	Mickey Mitchell	Sr.	6-7/225	Worked his way back from back injury last year that kept him out all but six games
G 1	Remy Martin	Jr.	6-0/175	One of the most exciting players in the nation who takes and makes the 15-foot jumper
G 2	Rob Edwards	Sr.	6-5/205	Transfer from Cleveland State had solid 2018-19 season after overcoming injuries
G 3	Caleb Christopher	Fr.	6-1/180	Carson (Calif.) product from Mayfair High School
G 4	Kimani Lawrence	Jr.	6-8/220	Can guard 5 positions and play 4 of them
F 5	Elias Valtonen	So.	6-7/210	Solid summer playing overseas
G 10	Jaelen House	Fr.	6-1/160	Combo guard is lightning fast from Shadow Mountain High School/dad is Eddie
G 11	Alonzo Verge Jr.	Jr.	6-3/167	Got a lot of buckets in JC/43 points vs. Saint Mary's on Dec. 18/GW vs. No. 22 UA
G 12	Micah Burno	Fr.	6-0/200	Chaparral High School product
F 15	John Olmsted	Fr.	6-10/215	Walkon with skills and height from Morenci, Ariz.
F 20	Khalid Thomas	Jr.	6-9/210	JC transfer from College of Southern Idaho/Portland product/GW 3PTer at Princeton
F 22	Andre Allen	Jr.	6-9/215	JC transfer from Arizona Western; 13.3 ppg/8.4 rpg last season
F 23	Romello White	Jr.	6-8/220	Three-year starter from Atlanta who played for Jerry Stackhouse in club hoops
F 24	Jalen Graham	Fr.	6-9/220	Long and skilled freshman from Phoenix's Mountain Pointe High School showing flashes
G 25	Grant Fogerty	Sr.	6-0/175	Senior walkon from nearby Desert Mountain HS
F 30	Kyle Feit	So.	6-4/190	IMG Academy (Fla.) walkon who sat last year with injury
F 35	Taeshon Cherry	So.	6-9/220	Sun Devils are 8-0 when he scores in double digits
Head Coach: Bobby Hurley/42-20 at Buffalo (2013-15); 1992 Final Four MOP Coaching Staff: Rashon Burno (Associate HC), Eric Brown, Rasheen Davis Special Assistant to HC: Ben Wood Operations: Derrick Wrobel Sports Performance: Daniel Marshall Trainer: John Anderson				

PAST 11 ASU VS. USC GAMES IN TEMPE (ASU LEADS 10-1)

ASU 80, USC 77/Feb. 8, 2018
 ASU 83, USC 82/Feb. 26, 2017
 ASU 74, #23 USC 67/Feb. 12, 2016
 ASU 64, USC 59/Feb. 22, 2015
 ASU 98, USC 93 (OT)/Jan. 24, 2013
 ASU 56, USC 52/Feb. 25, 2012
 USC 63, ASU 61/Jan. 27, 2011
 ASU 59, USC 54/Mar. 4, 2010
 ASU 65, USC 53/Feb. 15, 2009
 ASU 80, USC 66/Mar. 1, 2008
 ASU 68, #22 USC 58/Feb. 18, 2007

PHYSICAL: Top wingspans on the team are Jalen Graham (7-2), Romello White (7-0) and Kimani Lawrence (6-11 1/2). Best standing vertical is Graham (32.5"), while Remy Martin is next (31.5") while best approach verticals are Remy (40.5"), Jaelen House (39.5") and Graham (39").

NCAA NOTE: ASU had been to four NCAA Tournaments (1995, 2003, 2009 and 2014) in 26 seasons (1992-2017) and not been back-to-back since 1980-81. Remy Martin, Kimani Lawrence and Romello White have now gone to the Dance in each of their first two seasons.

SOME SOLID DUBS: Bobby Hurley has led ASU to a 47-16 regular season non-conference record in his five years, with notable wins over NC State, at Creighton, Texas A&M, UNLV (twice), Stephen F. Austin, Kansas State, Xavier, St. John's (twice plus a NCAA Tournament win), Kansas (twice), Vanderbilt and Georgia (twice).

ROAD: ASU opened Pac-12 play with three straight on the road for the seventh time in the past 12 seasons and for the third time in Coach Hurley's five seasons (also in 2017-18, 2016-17, 2014-15, 2011-12, 2010-11 and 2008-09). Coach Hurley's squad navigated something similar as in the past three seasons six times teams have opened with five of first seven on the road (as USC did this year). ASU in 2017-18 is the only one of the six to make the NCAA Tournament in that time.

PAC-12 REFRESHER: ASU finished second in the Pac-12 for just the fourth time in its 41-year Pac-10/12 history last year (2009-10, 1980-81 and 1979-80). ASU won 12 loop games for just the sixth time.

BEST PAC-12 RECORDS

16-2: 1980-81
 15-3: 1979-80
 12-6: 2018-19, 2009-10, 1994-95, 1982-83

ROMELLO: Romello White sprained his right ankle on Dec. 28 vs. Texas Southern and played eight minutes. His stats took a hit as he played limited minutes at Arizona on Jan. 4. He had 18 points and 17 rebounds in the Georgia win on Dec. 14 and was averaging 14.7 ppg/ 13.7 rpg and shooting 32-of-44 (.727) in his previous six games to TSU (Dec. 28).

ROAD WINS: ASU's 5-4 Pac-12 road mark last year was its best since the 2009-10 and 2008-09 teams went 5-4 and matched ASU's best Pac-12 road mark in 39 seasons. Last year was only ASU's sixth winning road record since it joined the Pac-10 in 1978-79 (41 seasons). Ned Wulk's 1980-81 (8-1) and 1979-80 (7-2) teams set the bar, while Bill Frieder's 1994-95 Sweet Sixteen team also went 5-4.

REMY: Remy Martin became the 38th member of the ASUI 1,000-point club on Jan. 11 as he now has 1,142 career points in 86 career games (13.2 pg). He has 13 20-point games on the year and posted seven straight -- averaging 24.3 points in those seven -- before posting 15 at Washington State on Jan. 29. The seven straight 20-point tilts matched the best by a Sun Devil since Eddie House posted eight in 1999-2000. Remy posted a career-high 33 points at Princeton on Nov. 26 and is averaging 19.2 ppg after averaging 11.3 in his first two years.

PAC-12 MOST CONSECUTIVE GAMES 20+ POINTS IN SEASON SINCE 1996-97

- 11-Ed Gray, CAL (Jan. 9, 1997-Feb. 15, 1997)
- 9-Landry Fields, STAN (Nov. 24, 2009-Jan. 2, 2010)
- 9-Brandon Roy, UW (Jan. 26, 2006-Feb. 26, 2006)
- 8-Tyler Dorsey, UO (March 9, 2017-April 1, 2017)
- 8-Eddie House, ASU (Dec. 18, 1999-Jan. 15, 2000)
- 8-Jason Terry, UA (Jan. 28, 1999-Feb. 20, 1999)
- 7-Remy Martin, ASU (Dec. 28, 2019-Jan. 25, 2020)**
- 7-Klay Thompson, WSU (Feb. 17, 2011-Mar. 21, 2011)
- 7-Luke Ridnour, UO (Feb. 2, 2003-Mar. 13, 2003)
- 7-Jeremy Veal, ASU (Jan. 24, 1998-Feb. 19, 1998)
- 7-O.J. Mayo, USC (Feb. 21, 2008-Mar. 13, 2008)

LOTS OF HOTEL PENS: ASU played five of its first seven in Shanghai, Connecticut, New Jersey and San Francisco as it spent 17 of its first 32 nights of the season in a hotel and flew 20,134 miles on nine flights. When Coach Hurley took the ASU job in April of 2015 he said ASU was going to play some folks and not be afraid to go on the road. ASU's tally of non-conference states in his five years is at 11 with other trips to the Bahamas (vs. Kentucky) and China. ASU has played non-conference games in New York (MSG and Barclays), Nebraska (Creighton), at Kentucky, Nevada (at UNLV), Florida (Old Spice Classic), California (San Francisco and San Diego State), at Kansas, at Georgia, Tennessee (Vanderbilt) and New Jersey (at Princeton).

CARRIED LEAGUE: In Bobby Hurley's first four seasons, ASU led the Pac-12 in wins over ranked out-of-conference teams in the regular season (five) with wins over Kansas (twice), Xavier, Mississippi State and Texas A&M. Four of the wins were away from Tempe. The rest of the league was 15-42 in those four seasons and seven of the teams had one or zero wins.

ON THE ROAD (AGAIN) TO START PAC-12: ASU opened Pac-12 on the road for the eighth time in past dozen seasons when it traveled to Arizona on Jan. 4. Ironically with the 20-game league slate and opening weekends announced, ASU will travel to Cal and make it nine times in past 13 years to open the Pac-12 season on the road next year.

**SUN DEVIL PAC-12 OPENERS PAST 12 SEASONS
(AND ALSO NEXT YEAR -- HOME GAMES BOLD)**

- ASU @California (Dec. 3, 2020)
- @#25 Arizona 75, ASU 47 (Jan. 4, 2020)
- Utah 96, ASU 86 (Jan. 3, 2019)**
- @#17 Arizona 84, #3 ASU 78 (Dec. 30, 2017)
- ASU 98, @Stanford 93 (Dec. 30, 2016)
- #4 Arizona 94, ASU 82 (Jan. 3, 2016)**
- @#8 Arizona 73, ASU 49 (Jan. 4, 2015)
- Washington 76, ASU 65 (Jan. 2, 2014)**
- ASU 55, Utah 54 OT (Jan. 2, 2013)**
- @Arizona 68, ASU 51 (Dec. 31, 2011)
- @Oregon State 80, ASU 58 (Dec. 30, 2010)
- @UCLA 72, ASU 70 (Dec. 31, 2009)
- ASU 90, @Stanford 60 (Jan. 2, 2009)

REMY MARTIN 20+ SCORING TILTS (20)

- 33 at Princeton (11/26/19)
- 31 vs. Arizona (1/31/19)
- 29 at Oregon (1/11/20)
- 27 at Arizona (3/9/19)
- 25 vs. #20 Colorado (1/16/20)
- 24 vs. Arizona (1/25/20)
- 24 at Oregon State (1/9/20)
- 24 at California (1/9/19)
- 23 vs. Texas Southern (12/28/19)
- 23 vs. Georgia (12/14/19)
- 23 vs. Colorado/China (11/9/19)
- 22 vs. Utah (1/3/19)
- 21 vs. Prairie View A&M (12/11/19)
- 21 vs. #7 Virginia (11/23/19)
- 21 at Georgia (12/15/18)
- 21 at #2 Kansas (12/10/17)
- 20 vs. Utah (1/18/20)
- 20 at #25 Arizona (1/4/20)
- 20 vs. Rider (11/17/19)
- 20 vs. Colorado/Las Vegas (3/7/18)

ROMELLO WHITE TOP SCORING TILTS

- 25 vs. Northern Arizona (11/17/17)
- 22 vs. St. John's at STAPLES (12/8/17)
- 21 at Washington State (2/4/18)
- 19 vs. #20 Colorado (1/16/20)
- 19 vs. Louisiana (12/7/19)
- 19 vs. UCLA (3/13/19)
- 19 vs. Colorado (1/5/19)
- 19 vs. Texas Southern (12/1/18)
- 19 at Stanford (1/17/18)
- 19 vs. Kansas State in Las Vegas (11/23/17)

ROMELLO WHITE

15 DOUBLE-DOUBLES (7 IN 2019-20)

- 15/11 at Washington State (1/29/20)
- 19/10 vs. #20 Colorado (1/16/20)
- 18/12 vs. Creighton (12/21/19)
- 18/17 vs. Georgia (12/14/19)
- 14/16 vs. Prairie View A&M (12/11/19)
- 19/14 vs. Louisiana (12/7/19)
- 14/11 at San Francisco (12/3/19)
- 18/11 vs. Princeton (12/29/18)
- 19/14 vs. Texas Southern (12/1/18)
- 13/11 vs. California (3/1/18)
- 10/14 at Washington (2/1/18)
- 10/11 at Colorado (1/4/18)
- 14/11 vs. UC Irvine (11/9/17)
- 16/15 vs. San Diego State (11/14/17)
- 16/13 vs. San Francisco (2/2/17)

BOBBY HURLEY YEAR-BY-YEAR

7-YEAR TOTALS: 129-86 (.600)

ASU: 87-66 (.569/5 SEASONS)

2019-20: 14-8

2018-19: 23-11

2017-18: 20-12

2016-17: 15-18

2015-16: 15-17

BUFFALO (42-20/.677)

2014-15: 23-10

2013-14: 19-10

COACH AS PLAYER: Coach Hurley's 145 assists in 20 games is a NCAA Tournament record. Other numbers:

.583: In the 1992 Final Four, Coach made 7-of-12 three pointers en route to the Most Outstanding Player honors.

.667: In the April 4, 1992 Final Four game vs. Indiana, Coach went 6-of-9 from the three-point stripe.

2: In addition to 1992 Most Outstanding Player honors, Coach also earned 1991 All-Tournament Team honors.

9: In the 1991 title game vs. Kansas on April 1, he posted nine assists.

119: 119-26 (.821) in his four years at Duke.

18-2: 18-2 in NCAA Tournament career.

3-PTERS IN NCAA TOURNAMENT

47, Lee Humphrey, UF, 2004-07

43, Shelvin Mack, Butler, 2009-11

42, Bobby Hurley, Duke, 1990-93

NCAA TOURNAMENT GAMES

23, Christian Laettner, Duke, 1989-92

22, Greg Koubek, Duke, 1988-91

22, Brian Davis, Duke, 1989-92

21, Wayne Turner, Kentucky, 1996-99

20, Thomas Hill, Duke, 1990-93

20, Bobby Hurley, Duke, 1990-93

20, Grant Hill, Duke, 1991-94

20, Antonio Lang, Duke, 1991-94

2018-19 QUICK REVIEW: ASU was 23-11 and 12-6 (second) in the Pac-12 after being picked sixth in the preseason media poll. It beat No. 1 Kansas on Dec. 22, ASU's first win over No. 1 at home and second all-time (won at Oregon State in March of 1981) and notched first NCAA Tournament win since 2009 with a 74-65 victory over St. John's on March 20.

ROMELLO PAST NOTES: Romello made .625 of his shots in his first two seasons including 120-of-184 in his freshman year...coached by Jerry Stackhouse in the Atlanta AAU circuit... started 63 of 65 games his first two years and led team in offensive boards in each of the past two seasons with 77 last year and 79 in 2017-18...has two of the best field goal percentage mark's in ASU history as he shot .652 in freshman year (fourth) and .598 last year (ninth-best).

ROMELLO WHITE TOP REBOUNTING GAMES

17 vs. Georgia (Dec. 14, 2019)

16 vs. UCLA (Feb. 6, 2020)

16 vs. Prairie View A&M (Dec. 11, 2019)

15 vs. San Diego State (Nov. 14, 2017)

14 vs. Louisiana (Dec. 7, 2019)

14 vs. Texas Southern (Dec. 1, 2018)

14 at Washington (Feb. 1, 2018)

13 vs. San Francisco (Dec. 2, 2018)

12 vs. Creighton (Dec. 21, 2019)

12 vs. Saint Mary's (Dec. 18, 2019)

ROAD: ASU won at Princeton (67-65/Nov. 26) and San Francisco (71-67/Dec. 3), as it is 7-2 (.778) in OOC road games under Bobby Hurley, after going 8-22 (.267) in its previous 30 efforts.

ASU OUT OF CONFERENCE ROADIES UNDER BOBBY HURLEY (7-2)

ASU 71, San Francisco 67 (Dec. 3, 2019)

ASU 67, Princeton 65 (Nov. 26, 2019)

Vanderbilt 81, ASU 65 (Dec. 17, 2018)

#20 ASU 76, Georgia 74 (Dec. 15, 2018)

#16 ASU 95, #2 Kansas 85 (Dec. 10, 2017)

ASU 74, San Diego State 63 (Dec. 10, 2016)

ASU 66, UNLV 56 (Dec. 16, 2015)

#5 Kentucky 72, ASU 58 (Dec. 5, 2015)

ASU 79, Creighton 77 (Dec. 2, 2015)

REMY: Remy's two best scoring games last year were wins over Arizona -- 31 in 95-88 double OT win on Jan. 31 and 27 in final game of regular season on road on March 9...led ASU to first sweep over Arizona since 2008-09 and first win in Tucson since 2010...second-team All-Pac-12 by the league's coaches in 2018-19...21 points, eight rebounds, five assists and three steals to spark ASU back from an 18-point deficit to a 76-74 victory at Georgia on Dec. 15, 2018, leading to his Dec. 17 Pac-12 Player of the Week Award. Had 12 points, five boards, two assists and two steals in the second half, including back-to-back baskets inside the final 3:11 which gave ASU its first lead of game at 71-70....led Pac-12 with a 2.4 assist-to-turnover ratio and second in league at five apg...had his November and early December of 2018 ruined by a bum ankle.

SUN DEVIL TOP CAREER SCORING CHART

25. 1,174 – Rihards Kuksiks, '07-11

26. 1,142 – Remy Martin, '17-present

27. 1,137 – Fat Lever, '78-82

WHO WE LOST: Three regular rotation players are gone from last year, including All-Pac-12 performers Zylan Cheatham and Lu Dort (Pac-12 Freshman of the Year), as well as De'Quon Lake.

CLOSE OUT AND HAND UP: Sun Devil opponents are shooting .325 from the three-point stripe, the third-best defensive mark in ASU history.

SUN DEVIL BEST THREE-POINT DEFENSE TEAMS

.317, 2009-10 (181-571)
 .319, 2008-09 (212-665)
 .320, 2019-20 (155-484)
 .326, 2012-13 (175-536)
 .333, 1994-95 (137-411)
 .334, 2018-19 (292-874)

GOOD NOTE: ASU has defeated seven ranked teams in Bobby Hurley's five seasons, but it trailed at the half in five of the wins, including both wins over Kansas.

ASU WINS VS. RANKED TEAMS UNDER BOBBY HURLEY (ASU DEFICIT AT HALF)

ASU 66, #22 Arizona 65 (Jan. 25, 2020)--Arizona 43, ASU 30
 #18 ASU 80, #1 Kansas 76 (Dec. 22, 2018)--Kansas 39, #18 ASU 31
 ASU 72, #15 Mississippi State 67 (Nov. 19, 2018/Las Vegas)
 #16 ASU 95, at #2 Kansas 85 (Dec. 10, 2017)--Kansas 40, #16 ASU 37
 ASU 102, #15 Xavier 86 (Nov. 24, 2017/Las Vegas)--Xavier 46, ASU 44
 ASU 74, #23 USC 67 (Feb. 12, 2016)--USC 30, ASU 27
 ASU 67, #18 Texas A&M 54 (Dec. 5, 2015)

ROB EDWARDS: Dropped buckets in big wins in 2018-19, with 15 off the bench vs. #1 Kansas, 19 vs. Arizona, 28 at Utah and 13 at Oregon State...when he scores 13, ASU is 19-5 and 12-2 when he scores 15...entered ASU with 909 points in 63 games (14.4 ppg.)...71-of-85 (.835) from the free throw line in 2018-19...missed six games early and only scored 14 points in the first nine games (14 in opener, six DNPs due to a back injury and zero points vs. Nevada and Georgia)...stats last year look a lot better when you remember he went from Nov. 7-Dec. 16 without scoring. In those three games he did play, he was 4-of-26 (.154) from field and 2-of-9 (.222) from three and had 14 points (all against CSF in the opener).

ROB EDWARDS 15+ POINTS SUN DEVIL SCORING TILTS (12-2)

28 at Utah (2/16/19)
 24 vs. Utah (1/18/20)
 23 vs. CCSU (11/14/19)
 20 vs. Colorado/China (11/9/19)
 19 at Washington (2/1/20)
 19 vs. Arizona (1/31/19)
 18 at Oregon State (1/9/20)
 17 vs. Louisiana (12/7/19)
 16 vs. California (2/24/19)
 16 vs. Stanford (2/20/19)
 15 vs. Arizona (1/25/20)
 15 vs. Oregon (3/15/19)
 15 vs. UCLA (3/14/19)
 15 vs. #1 Kansas (12/22/18)

GONNA' PLAY FOLKS: Bobby Hurley is going to play some folks. In his first year after looking at a schedule he inherited that included tilts against NC State in Brooklyn, at Creighton, at UNLV and against eventual No. 18 Texas A&M, he put the wheels in motion to play at Kentucky and filled a holiday break hole that could have been a yawner with Stephen F. Austin. In 2016-17, the squad played No. 1 Kentucky in the Bahamas, Purdue in New York City, at San Diego State, and finished a series with No. 9 Creighton. Kansas returned a trip to Tempe last year after ASU's win on Dec. 10, 2017. Coach Hurley has played six top-10 non-conference opponent in his five years, after ASU faced one in the previous 17 seasons during the regular season.

KIMANI LAWRENCE TOP SCORING GAMES

22 vs. #22 Mississippi State (11/19/18)
 18 vs. Omaha (11/28/18)
 16 vs. Cal State Fullerton (11/6/18)
 16 vs. McNeese State (11/9/18)
 15 at UCLA (1/24/19)
 13 vs. Washington State (2/7/19)
 13 vs. Texas Southern (12/1/18)
 13 vs. Long Beach State (11/12/18)

BUTTS IN SEATS: The past two seasons have resulted in the best average attendance marks in Sun Devil history.

TOP AVERAGE SEASON ATTENDANCE MARKS

2017-18: 10,603
 2018-19: 10,538
 1995-96: 9,514
 2008-09: 9,354
 1994-95: 9,333

TEAM LEADERS IN 2019-20 (includes shared)

Scoring: Martin (15), Edwards (3), House (1), White (3), Verge (3)
Rebounding: White (16), Martin (1), Edwards (2), Verge (1), Cherry (2), Graham (1)
Assists: Martin (15), Verge (6), House (3), White (1), Edwards (10), Mitchell (1)

THREE-POINT NOTE

Entering 2019-20 ASU has made a three-pointer in 621 straight games. The last time ASU did not make a three-pointer was in an 89-57 win over Washington in Tempe on Feb. 10, 2001.

TAESHON CHERRY DOUBLE-DIGIT SCORING GAMES (8-0)

19 vs. Omaha (Nov. 28, 2018)
 15 vs. Oregon (Jan. 19, 2019)
 15 vs. Utah State (Nov. 21, 2018)
 14 vs. Texas Southern (Dec. 1, 2018)
 12 vs. Oregon State (Jan. 17, 2019)
 11 vs. Utah (1/18/2020)
 11 vs. Stanford (Feb. 20, 2019)
 10 at San Francisco (Dec. 3, 2019)

THE STAT CREW SYSTEM
Arizona St. Combined Team Statistics (as of Feb 07, 2020)
All games

Overall record: 14-8 Conf: 5-4 Home: 9-2 Away: 4-3 Neutral: 1-3

#	Player	gp-gs	min	avg	Total		3-Point		F-Throw		Rebounds				pf	dq	a	to	blk	stl	pts	avg
					fg-fga	fg%	3fg-fga	3fg%	ft-fa	ft%	off	def	tot	avg								
01	Remy Martin	22-22	739	33.6	146-339	.431	43-128	.336	86-117	.735	10	64	74	3.4	33	0	89	68	1	38	421	19.1
11	Alonzo Verge Jr.	19-9	480	25.3	99-233	.425	13-50	.260	40-54	.741	14	52	66	3.5	28	0	47	39	2	24	251	13.2
23	Romello White	21-20	589	28.0	87-138	.630	0-0	.000	55-83	.663	56	140	196	9.3	49	1	21	39	27	7	229	10.9
02	Rob Edwards	22-19	602	27.4	77-209	.368	46-127	.362	38-50	.760	10	64	74	3.4	48	1	15	43	1	18	238	10.8
10	Jaelen House	21-0	396	18.9	32-102	.314	14-46	.304	29-37	.784	10	36	46	2.2	40	0	29	23	1	31	107	5.1
04	Kimani Lawrence	21-14	354	16.9	37-95	.389	9-41	.220	14-29	.483	22	37	59	2.8	44	1	7	17	8	15	97	4.6
35	Taeshon Cherry	21-11	399	19.0	36-102	.353	13-57	.228	8-16	.500	19	45	64	3.0	64	3	11	14	9	7	93	4.4
24	Jalen Graham	19-2	215	11.3	32-49	.653	0-0	.000	4-10	.400	27	30	57	3.0	30	0	9	15	21	4	68	3.6
20	Khalid Thomas	17-3	144	8.5	18-33	.545	10-21	.476	5-9	.556	5	19	24	1.4	11	0	3	2	1	9	51	3.0
05	Elias Valtonen	16-8	245	15.3	11-29	.379	7-13	.538	7-15	.467	4	30	34	2.1	29	0	6	9	2	8	36	2.3
30	Kyle Feit	6-0	11	1.8	2-5	.400	1-4	.250	3-4	.750	0	2	2	0.3	0	0	0	1	0	0	8	1.3
00	Mickey Mitchell	14-2	169	12.1	5-21	.238	0-4	.000	2-3	.667	12	19	31	2.2	27	1	10	9	4	7	12	0.9
03	Caleb Christopher	8-0	27	3.4	1-7	.143	1-2	.500	3-4	.750	1	2	3	0.4	3	0	0	3	0	1	6	0.8
25	Grant Fogerty	5-0	6	1.2	0-0	.000	0-0	.000	1-2	.500	0	1	1	0.2	0	0	0	0	0	1	1	0.2
22	Andre Allen	4-0	13	3.3	0-0	.000	0-0	.000	0-0	.000	0	4	4	1.0	2	0	0	0	0	0	0	0.0
12	Micah Burno	5-0	6	1.2	0-0	.000	0-0	.000	0-0	.000	0	0	0	0.0	1	0	0	1	0	1	0	0.0
15	John Olmsted	4-0	5	1.3	0-1	.000	0-0	.000	0-0	.000	1	2	3	0.8	0	0	1	0	0	0	0	0.0
Team											29	49	78				6					
Total.....		22	4400		583-1363	.428	157-493	.318	295-433	.681	220	596	816	37.1	409	7	248	289	77	171	1618	73.5
Opponents.....		22	4400		534-1279	.418	155-484	.320	298-449	.664	223	629	852	38.7	405	10	269	354	80	139	1521	69.1

TEAM STATISTICS	ASU	OPP	Date	Opponent	Score	Att.
SCORING	1618	1521	11/08/19	vs Colorado	L 71-81	4328
Points per game	73.5	69.1	11/14/19	CENTRAL CONN. ST.	w 90-49	7496
Scoring margin	+4.4	-	11/17/19	RIDER	w 92-55	7472
FIELD GOALS-ATT	583-1363	534-1279	11/23/19	vs St. John's (NY)	w 80-67	7682
Field goal pct	.428	.418	11/24/19	vs Virginia	L 45-48	5822
3 POINT FG-ATT	157-493	155-484	11/26/19	at PRIN	w 67-65	2727
3-point FG pct	.318	.320	12/03/19	at San Francisco	w 71-67	2892
3-pt FG made per game	7.1	7.0	12/07/19	LOUISIANA	w 77-65	7685
FREE THROWS-ATT	295-433	298-449	12/11/19	PRAIRIE VIEW	w 88-79	6889
Free throw pct	.681	.664	12/14/19	GEORGIA	w 79-59	9067
F-Throws made per game	13.4	13.5	12/18/19	vs Saint Mary's (CA)	L 56-96	6892
REBOUNDS	816	852	12/21/19	CREIGHTON	L 60-67	9395
Rebounds per game	37.1	38.7	12/28/19	TEXAS SOUTHERN	w 98-81	8795
Rebounding margin	-1.6	-	* 01/04/20	at Arizona	L 47-75	14644
ASSISTS	248	269	* 01/09/20	at Oregon St.	w 82-76	4828
Assists per game	11.3	12.2	* 01/11/20	at Oregon	L 69-78	9213
TURNOVERS	289	354	* 01/16/20	COLORADO	L 61-68	9479
Turnovers per game	13.1	16.1	* 01/18/20	UTAH	w 83-64	9608
Turnover margin	+3.0	-	* 01/25/20	ARIZONA	w 66-65	13500
Assist/turnover ratio	0.9	0.8	* 01/29/20	at Washington St.	L 65-67	2811
STEALS	171	139	* 02/01/20	at Washington	w 87-83	9066
Steals per game	7.8	6.3	* 02/06/20	UCLA	w 84-66	7708
BLOCKS	77	80				
Blocks per game	3.5	3.6				
ATTENDANCE	97094	70905				
Home games-Avg/Game	11-8827	7-6597				
Neutral site-Avg/Game	-	4-6181				

* - Conference game

Score by Periods	1st	2nd	Totals
Arizona St.	727	891	1618
Opponents	716	805	1521

THE STAT CREW SYSTEM
Arizona St. Combined Team Statistics (as of Feb 07, 2020)
Conference games

Overall record: 5-4 Conf: 5-4 Home: 3-1 Away: 2-3 Neutral: 0-0

#	Player	gp-gs	min	avg	Total		3-Point		F-Throw		Rebounds				pf	dq	a	to	blk	stl	pts	avg
					fg-fga	fg%	3fg-fga	3fg%	ft-fa	ft%	off	def	tot	avg								
01	Remy Martin	9-9	321	35.7	65-156	.417	23-65	.354	35-49	.714	3	24	27	3.0	14	0	36	31	0	11	188	20.9
02	Rob Edwards	9-6	258	28.7	37-90	.411	26-63	.413	20-26	.769	1	26	27	3.0	18	1	11	19	0	11	120	13.3
11	Alonzo Verge Jr.	9-4	209	23.2	39-93	.419	6-18	.333	15-23	.652	4	22	26	2.9	13	0	19	19	2	10	99	11.0
23	Romello White	9-9	264	29.3	36-64	.563	0-0	.000	18-25	.720	18	57	75	8.3	30	1	11	18	13	3	90	10.0
04	Kimani Lawrence	9-8	178	19.8	16-44	.364	5-21	.238	6-9	.667	12	18	30	3.3	20	0	4	6	5	4	43	4.8
20	Khalid Thomas	4-0	38	9.5	7-11	.636	4-7	.571	1-1	1.000	1	6	7	1.8	3	0	1	1	0	1	19	4.8
24	Jalen Graham	8-0	86	10.8	15-24	.625	0-0	.000	3-8	.375	17	15	32	4.0	13	0	3	5	7	1	33	4.1
35	Taeshon Cherry	9-7	168	18.7	10-36	.278	4-20	.200	1-5	.200	10	25	35	3.9	27	1	3	5	7	1	25	2.8
10	Jaelen House	8-0	123	15.4	4-20	.200	1-8	.125	5-10	.500	3	6	9	1.1	12	0	4	5	0	6	14	1.8
05	Elias Valtonen	3-0	22	7.3	1-3	.333	1-1	1.000	0-2	.000	0	2	2	0.7	2	0	0	2	0	3	3	1.0
00	Mickey Mitchell	9-2	123	13.7	3-13	.231	0-3	.000	2-2	1.000	7	14	21	2.3	20	1	7	8	4	4	8	0.9
03	Caleb Christopher	4-0	6	1.5	0-2	.000	0-1	.000	2-2	1.000	0	1	1	0.3	0	0	0	2	0	0	2	0.5
12	Micah Burno	2-0	1	0.5	0-0	.000	0-0	.000	0-0	.000	0	0	0	0.0	0	0	0	0	0	0	0	0.0
15	John Olmsted	2-0	1	0.5	0-0	.000	0-0	.000	0-0	.000	0	1	1	0.5	0	0	0	0	0	0	0	0.0
25	Grant Fogerty	2-0	1	0.5	0-0	.000	0-0	.000	0-0	.000	0	1	1	0.5	0	0	0	0	0	0	0	0.0
30	Kyle Feit	2-0	1	0.5	0-0	.000	0-0	.000	0-0	.000	0	0	0	0.0	0	0	0	0	0	0	0	0.0
Team											18	22	40	2								
Total.....		9	1800		233-556	.419	70-207	.338	108-162	.667	94	240	334	37.1	172	4	99	123	38	55	644	71.6
Opponents.....		9	1800		214-508	.421	69-208	.332	145-213	.681	82	259	341	37.9	149	2	120	131	37	64	642	71.3

TEAM STATISTICS	ASU	OPP	Date	Opponent	Score	Att.
SCORING						
	644	642	*	01/04/20	at Arizona	L 47-75 14644
Points per game	71.6	71.3	*	01/09/20	at Oregon St.	w 82-76 4828
Scoring margin	+0.2	-	*	01/11/20	at Oregon	L 69-78 9213
FIELD GOALS-ATT						
	233-556	214-508	*	01/16/20	COLORADO	L 61-68 9479
Field goal pct	.419	.421	*	01/18/20	UTAH	w 83-64 9608
3 POINT FG-ATT						
	70-207	69-208	*	01/25/20	ARIZONA	w 66-65 13500
3-point FG pct	.338	.332	*	01/29/20	at Washington St.	L 65-67 2811
3-pt FG made per game	7.8	7.7	*	02/01/20	at Washington	w 87-83 9066
FREE THROWS-ATT						
	108-162	145-213	*	02/06/20	UCLA	w 84-66 7708
Free throw pct	.667	.681				
F-Throws made per game	12.0	16.1	* - Conference game			
REBOUNDS						
	334	341				
Rebounds per game	37.1	37.9				
Rebounding margin	-0.8	-				
ASSISTS						
	99	120				
Assists per game	11.0	13.3				
TURNOVERS						
	123	131				
Turnovers per game	13.7	14.6				
Turnover margin	+0.9	-				
Assist/turnover ratio	0.8	0.9				
STEALS						
	55	64				
Steals per game	6.1	7.1				
BLOCKS						
	38	37				
Blocks per game	4.2	4.1				
ATTENDANCE						
	40295	40562				
Home games-Avg/Game	4-10074	5-8112				
Neutral site-Avg/Game	-	0-0				

Score by Periods	1st	2nd	Totals
Arizona St.	280	364	644
Opponents	293	349	642

THE STAT CREW SYSTEM
Arizona St. Game-by-Game Highs (as of Feb 07, 2020)
All games

Opponent	Date	Score	Points	Rebounds	Assists	Steals	Blocked shots
vs Colorado	11/08/19	71-81	23-Remy Martin	9-Remy Martin	8-Remy Martin	5-Remy Martin	5-Jalen Graham
CENTRAL CONN. ST.	11/14/19	90-49	23-Rob Edwards	11-Romello White	5-Alonzo Verge Jr. Jaelen House	4-Jaelen House	3-Romello White
RIDER	11/17/19	92-55	20-Jaelen House Remy Martin	7-Romello White	4-Alonzo Verge Jr.	4-Remy Martin Alonzo Verge Jr.	2-Romello White Jalen Graham
vs St. John's (NY)	11/23/19	80-67	19-Remy Martin	9-Romello White	3-Jaelen House	3-Jaelen House	4-Jalen Graham
vs Virginia	11/24/19	45-48	21-Remy Martin	6-Rob Edwards	3-Remy Martin Jaelen House	2-Khalid Thomas Remy Martin	1-Taeshon Cherry Romello White
at PRIN	11/26/19	67-65	33-Remy Martin	9-Romello White	3-Remy Martin Romello White	2-Remy Martin Rob Edwards	1-Romello White
at San Francisco	12/03/19	71-67	14-Romello White Remy Martin	11-Romello White	5-Remy Martin	2-Khalid Thomas Remy Martin	1-Khalid Thomas Elias Valtonen
LOUISIANA	12/07/19	77-65	19-Romello White	14-Romello White	4-Remy Martin	2-Remy Martin Kimani Lawrence	1-Romello White
PRAIRIE VIEW	12/11/19	88-79	21-Remy Martin	16-Romello White	3-Remy Martin	3-Remy Martin Kimani Lawrence	2-Romello White
GEORGIA	12/14/19	79-59	23-Remy Martin	17-Romello White	6-Remy Martin	6-Jaelen House	1-Romello White
vs Saint Mary's (CA)	12/18/19	56-96	43-Alonzo Verge Jr.	12-Romello White	2-Alonzo Verge Jr.	2-Mickey Mitchell	1-Rob Edwards Jalen Graham Romello White
CREIGHTON	12/21/19	60-67	19-Alonzo Verge Jr.	12-Romello White	7-Remy Martin	2-Remy Martin Alonzo Verge Jr.	2-Romello White
TEXAS SOUTHERN	12/28/19	98-81	23-Remy Martin Alonzo Verge Jr.	6-Alonzo Verge Jr.	7-Alonzo Verge Jr.	3-Kimani Lawrence	1-Elias Valtonen
at Arizona	01/04/20	47-75	20-Remy Martin	5-Romello White Kimani Lawrence	1-Alonzo Verge Jr. Remy Martin	2-Remy Martin	4-Kimani Lawrence
at Oregon St.	01/09/20	82-76	24-Remy Martin	9-Romello White	5-Alonzo Verge Jr.	4-Alonzo Verge Jr.	2-Jalen Graham
at Oregon	01/11/20	69-78	29-Remy Martin	9-Romello White	6-Remy Martin	2-Romello White	1-Romello White Taeshon Cherry
COLORADO	01/16/20	61-68	25-Remy Martin	10-Romello White	6-Remy Martin	1-Remy Martin Jaelen House Rob Edwards	3-Romello White
UTAH	01/18/20	83-64	24-Rob Edwards	5-Taeshon Cherry	6-Remy Martin	3-Kimani Lawrence	2-Jalen Graham
ARIZONA	01/25/20	66-65	24-Remy Martin	7-Jalen Graham Rob Edwards	4-Remy Martin	2-Remy Martin Alonzo Verge Jr. Rob Edwards	2-Romello White
at Washington St.	01/29/20	65-67	15-Romello White	11-Romello White	4-Romello White	3-Alonzo Verge Jr.	2-Taeshon Cherry
at Washington	02/01/20	87-83	19-Remy Martin	7-Jalen Graham Romello White	2-Rob Edwards Mickey Mitchell Alonzo Verge Jr.	2-Rob Edwards	2-Romello White
UCLA	02/06/20	84-66	26-Alonzo Verge Jr.	16-Romello White	7-Remy Martin	1-Mickey Mitchell Remy Martin Jaelen House Alonzo Verge Jr.	2-Romello White

THE STAT CREW SYSTEM
Arizona St. Points-Rebounds-Assists (as of Feb 07, 2020)
All games

Opponent	Date	Score		00 MITCHELL,M	01 MARTIN,REM	02 EDWARDS,RO	03 CHRISTOPHE	04 LAWRENCE,K	05 VALTONEN,E	10 HOUSE,JAEL
vs Colorado	11/08/19	71-81	L	DNP	23-9-8	20-1-0	DNP	10-6-0	1-4-0	7-1-1
CENTRAL CONN. ST.	11/14/19	90-49	w	DNP	14-2-3	23-4-1	4-2-0	6-5-1	1-3-0	14-4-5
RIDER	11/17/19	92-55	w	DNP	20-3-3	5-3-0	0-0-0	2-2-0	6-3-1	20-5-2
vs St. John's (NY)	11/23/19	80-67	w	DNP	19-4-2	13-7-0	0-0-0	1-1-0	10-2-2	11-6-3
vs Virginia	11/24/19	45-48	L	DNP	21-1-3	10-6-0	DNP	0-3-0	0-3-0	0-4-3
at PRIN	11/26/19	67-65	w	DNP	33-4-3	3-1-1	DNP	0-0-0	4-3-0	2-5-2
at San Francisco	12/03/19	71-67	w	DNP	14-6-5	5-5-0	DNP	7-2-0	6-2-0	0-1-1
LOUISIANA	12/07/19	77-65	w	DNP	15-1-4	17-5-1	DNP	2-3-0	0-2-2	9-4-1
PRAIRIE VIEW	12/11/19	88-79	w	0-0-0	21-3-3	14-1-0	DNP	4-1-1	5-3-0	5-1-2
GEORGIA	12/14/19	79-59	w	0-0-0	23-3-6	5-5-0	0-0-0	11-2-0	0-3-0	2-1-3
vs Saint Mary's (CA)	12/18/19	56-96	L	0-5-1	0-1-1	0-4-0	DNP	0-1-0	0-2-0	0-1-0
CREIGHTON	12/21/19	60-67	L	0-1-0	7-5-7	2-2-1	DNP	DNP	0-1-0	3-2-1
TEXAS SOUTHERN	12/28/19	98-81	w	4-4-2	23-5-5	1-3-0	DNP	11-3-1	0-1-1	20-2-1
at Arizona	01/04/20	47-75	L	2-3-0	20-3-1	2-2-0	0-0-0	8-5-0	DNP	3-4-0
at Oregon St.	01/09/20	82-76	w	2-4-2	24-0-3	18-4-2	DNP	9-5-0	0-0-0	1-1-1
at Oregon	01/11/20	69-78	L	2-4-0	29-3-6	11-2-0	DNP	6-3-1	DNP	9-1-1
COLORADO	01/16/20	61-68	L	0-2-0	25-7-6	8-1-1	DNP	0-3-0	DNP	0-3-1
UTAH	01/18/20	83-64	w	0-3-0	20-1-6	24-1-2	2-0-0	5-3-1	3-1-0	DNP
ARIZONA	01/25/20	66-65	w	0-2-0	24-3-4	15-7-1	DNP	0-1-1	DNP	0-0-0
at Washington St.	01/29/20	65-67	L	0-0-0	12-5-2	11-1-1	0-1-0	4-3-0	0-1-0	1-0-0
at Washington	02/01/20	87-83	w	0-2-2	19-3-1	18-4-2	DNP	0-5-0	DNP	0-0-1
UCLA	02/06/20	84-66	w	2-1-3	15-2-7	13-5-2	0-0-0	11-2-1	DNP	0-0-0

Opponent	Date	Score		11 ALONZO VE	20 THOMAS,KHA	23 WHITE,ROME	24 GRAHAM,JAL	30 FEIT,KYLE	35 CHERRY,TAE
vs Colorado	11/08/19	71-81	L	4-6-2	0-1-0	DNP	6-3-1	DNP	DNP
CENTRAL CONN. ST.	11/14/19	90-49	w	10-2-5	0-2-0	2-11-1	10-4-3	1-1-0	4-2-0
RIDER	11/17/19	92-55	w	11-6-4	2-0-0	11-7-1	4-4-0	5-0-0	6-3-3
vs St. John's (NY)	11/23/19	80-67	w	DNP	0-0-0	15-9-0	4-4-0	2-0-0	5-3-2
vs Virginia	11/24/19	45-48	L	DNP	0-0-1	10-3-0	2-0-0	DNP	2-1-0
at PRIN	11/26/19	67-65	w	DNP	14-2-1	11-9-3	0-1-0	DNP	0-1-0
at San Francisco	12/03/19	71-67	w	3-1-2	3-5-0	14-11-0	9-4-1	DNP	10-3-0
LOUISIANA	12/07/19	77-65	w	4-3-2	2-3-0	19-14-0	0-2-1	DNP	9-2-2
PRAIRIE VIEW	12/11/19	88-79	w	20-4-2	2-2-0	14-16-1	0-1-0	DNP	3-0-0
GEORGIA	12/14/19	79-59	w	15-5-2	0-0-0	18-17-1	0-1-0	DNP	5-3-0
vs Saint Mary's (CA)	12/18/19	56-96	L	43-3-2	0-0-0	5-12-0	0-1-0	0-1-0	8-0-0
CREIGHTON	12/21/19	60-67	L	19-4-0	3-0-0	18-12-2	DNP	DNP	8-6-0
TEXAS SOUTHERN	12/28/19	98-81	w	23-6-7	6-2-0	2-0-1	DNP	DNP	8-5-1
at Arizona	01/04/20	47-75	L	8-2-1	DNP	0-5-0	4-2-0	DNP	0-4-0
at Oregon St.	01/09/20	82-76	w	7-4-5	DNP	12-9-0	6-5-0	DNP	3-3-0
at Oregon	01/11/20	69-78	L	0-3-3	DNP	7-9-1	2-0-0	DNP	3-0-0
COLORADO	01/16/20	61-68	L	7-2-0	DNP	19-10-1	0-2-0	DNP	2-8-1
UTAH	01/18/20	83-64	w	9-3-3	0-0-0	5-4-1	4-3-1	0-0-0	11-5-1
ARIZONA	01/25/20	66-65	w	13-4-2	DNP	6-4-2	4-7-2	DNP	4-5-1
at Washington St.	01/29/20	65-67	L	11-2-1	0-3-1	15-11-4	9-6-0	DNP	2-5-0
at Washington	02/01/20	87-83	w	18-5-2	10-2-0	18-7-1	4-7-0	DNP	0-3-0
UCLA	02/06/20	84-66	w	26-1-2	9-2-0	8-16-1	DNP	0-0-0	0-2-0

THE STAT CREW SYSTEM
Arizona St. Team Game-by-Game Comparison (as of Feb 07, 2020)
All games

Opponent	1st	2nd	Score	Mar	Total FG	FG Pct	3-Pointers	3FG Pct	Free Throws	FT Pct	Rebounds	Assist	T/Over	Block	Steal	Fouls
Colorado	29/42	42/39	71-81	(10)	25-65/30-65	.385/.462	8-20/6-16	.400/.375	13-18/15-25	.722/.600	36/48 (12)	12/12	16/18	6/3	10/6	24/14
CENTRAL CONN. ST.	43/23	47/26	90-49	+41	29-65/17-57	.446/.298	7-27/4-17	.259/.235	25-33/11-21	.758/.524	46/39 +7	19/9	11/23	5/5	14/6	18/28
RIDER	43/24	49/31	92-55	+37	35-82/23-60	.427/.383	10-32/3-21	.313/.143	12-20/6-14	.600/.429	45/47 (2)	15/10	7/29	6/3	16/7	18/22
St. John's (NY)	31/40	49/27	80-67	+13	28-61/25-66	.459/.379	5-19/3-16	.263/.188	19-26/14-22	.731/.636	39/41 (2)	9/9	13/16	4/4	6/4	19/21
Virginia	21/26	24/22	45-48	(3)	17-42/18-49	.405/.367	5-19/5-16	.263/.313	6-10/7-7	.600/1000	26/31 (5)	7/6	15/13	2/5	8/4	13/13
PRIN	26/31	41/34	67-65	+2	24-53/27-57	.453/.474	8-16/7-26	.500/.269	11-17/4-9	.647/.444	28/35 (7)	10/13	8/11	1/3	5/3	15/17
San Francisco	35/30	36/37	71-67	+4	26-62/24-66	.419/.364	5-12/8-28	.417/.286	14-19/11-16	.737/.688	42/41 +1	9/5	12/11	2/6	7/7	16/17
LOUISIANA	38/26	39/39	77-65	+12	28-67/21-49	.418/.429	6-26/8-24	.231/.333	15-22/15-20	.682/.750	42/34 +8	13/7	12/20	1/3	10/4	18/20
PRAIRIE VIEW	43/36	45/43	88-79	+9	23-51/25-58	.451/.431	5-17/8-16	.294/.500	37-51/21-33	.725/.636	34/39 (5)	9/16	13/20	4/3	8/6	25/31
GEORGIA	39/31	40/28	79-59	+20	33-67/23-66	.493/.348	6-25/2-24	.240/.083	7-16/11-20	.438/.550	42/43 (1)	12/12	17/19	1/1	9/11	18/20
Saint Mary's (CA)	19/51	37/45	56-96	(40)	23-64/34-57	.359/.596	3-22/16-26	.136/.615	7-8/12-17	.875/.706	33/37 (4)	4/19	15/10	3/3	5/10	20/16
CREIGHTON	32/30	28/37	60-67	(7)	23-65/27-61	.354/.443	7-26/7-24	.269/.292	7-10/6-8	.700/.750	37/43 (6)	11/15	11/11	3/4	5/2	14/15
TEXAS SOUTHERN	48/33	50/48	98-81	+17	36-63/26-60	.571/.433	12-25/9-22	.480/.409	14-21/20-24	.667/.833	32/33 (1)	19/16	16/22	1/0	13/5	19/22
Arizona	17/36	30/39	47-75	(28)	18-59/30-63	.305/.476	3-21/4-15	.143/.267	8-19/11-22	.421/.500	35/49 (14)	2/17	15/13	5/6	4/6	22/18
Oregon St.	36/25	46/51	82-76	+6	29-60/23-50	.483/.460	8-16/8-21	.500/.381	16-24/22-31	.667/.710	38/31 +7	13/13	12/14	3/5	10/5	24/18
Oregon	31/40	38/38	69-78	(9)	23-59/26-54	.390/.481	9-29/12-29	.310/.414	14-16/14-23	.875/.609	28/37 (9)	12/16	9/12	2/4	4/4	18/16
COLORADO	28/28	33/40	61-68	(7)	24-70/21-52	.343/.404	6-23/7-18	.261/.389	7-11/19-26	.636/.731	42/40 +2	10/13	14/13	7/3	3/8	22/16
UTAH	29/23	54/41	83-64	+19	30-58/22-56	.517/.393	11-18/6-24	.611/.250	12-18/14-20	.667/.700	30/38 (8)	15/16	12/18	6/3	6/6	16/14
ARIZONA	30/43	36/22	66-65	+1	28-72/23-57	.389/.404	6-29/6-20	.207/.300	4-9/13-18	.444/.722	41/43 (2)	13/11	12/18	5/5	8/7	15/13
Washington St.	31/37	34/30	65-67	(2)	26-63/23-56	.413/.411	5-19/10-25	.263/.400	8-15/11-16	.533/.688	42/34 +8	9/14	21/19	4/4	8/12	15/16
Washington	39/33	48/50	87-83	+4	26-57/24-62	.456/.387	8-28/9-31	.286/.290	27-33/26-35	.818/.743	42/33 +9	9/10	19/14	2/5	8/12	26/23
UCLA	39/28	45/38	84-66	+18	29-58/22-58	.500/.379	14-24/7-25	.583/.280	12-17/15-22	.706/.682	36/36 -	16/10	9/10	4/2	4/4	14/15

Note: Game totals are displayed in the format TEAM/OPPONENT for each category

Individual Career History

Taeshon Cherry

			Total		3-Point		F-Throws		Rebounds											Scoring	
Season	gp-gs	min/avg	fg-fga	pct	fg-fga	pct	ft-fta	pct	off	def	tot	avg	pf	fo	ast	to	blk	stl	pts	avg	
2018-19	30-3	523/17.4	63-161	.391	40-116	.345	10-14	.714	14	64	78	2.6	69	2	10	15	7	17	176	5.9	
2019-20	21-11	399/19.0	36-102	.353	13-57	.228	8-16	.500	19	45	64	3.0	64	3	11	14	9	7	93	4.4	
TOTAL	51-14	922/18.1	99-263	.376	53-173	.306	18-30	.600	33	109	142	2.8	133	5	21	29	16	24	269	5.3	

Rob Edwards

Season	gp-gs	min/avg	Total		3-Point		F-Throws		Rebounds											Scoring	
			fg-fga	pct	fg-fga	pct	ft-fta	pct	off	def	tot	avg	pf	fo	ast	to	blk	stl	pts	avg	
2015-16*	32-29	994/31.1	130-331	.393	49-124	.395	89-119	.748	21	104	125	3.9	71	0	46	109	1	37	398	12.4	
2016-17*	31-30	964/31.1	167-404	.413	63-178	.354	114-149	.765	29	110	139	4.5	68	0	53	95	5	41	511	16.5	
2018-19	28-21	820/29.3	94-273	.344	51-136	.375	71-85	.835	9	83	92	3.3	55	0	36	37	5	28	310	11.1	
2019-20	22-19	602/27.4	77-209	.368	46-127	.362	38-50	.760	10	64	74	3.4	48	1	15	43	1	18	238	10.8	
TOTAL	50-40	1422/28.4	171-482	.355	97-263	.369	109-135	.807	19	147	166	3.3	103	1	51	80	6	46	548	11.0	
All*	113-99	3380/29.9	468-1217	.385	209-565	.370	312-403	.774	69	361	430	3.8	242	1	150	284	12	124	1457	12.9	

* Statistics from prior team/school

Kimani Lawrence

			Total		3-Point		F-Throws		Rebounds											Scoring	
Season	gp-gs	min/avg	fg-fga	pct	fg-fga	pct	ft-fta	pct	off	def	tot	avg	pf	fo	ast	to	blk	stl	pts	avg	
2017-18	19-0	186/9.8	22-48	.458	3-15	.200	11-13	.846	10	23	33	1.7	31	0	3	9	8	7	58	3.1	
2018-19	34-15	851/25.0	99-236	.419	33-105	.314	62-83	.747	36	83	119	3.5	89	2	43	46	8	19	293	8.6	
2019-20	21-14	354/16.9	37-95	.389	9-41	.220	14-29	.483	22	37	59	2.8	44	1	7	17	8	15	97	4.6	
TOTAL	74-29	1391/18.8	158-379	.417	45-161	.280	87-125	.696	68	143	211	2.9	164	3	53	72	24	41	448	6.1	

Remy Martin

Season	gp-gs	min/avg	Total		3-Point		F-Throws		Rebounds											Scoring	
			fg-fga	pct	fg-fga	pct	ft-fta	pct	off	def	tot	avg	pf	fo	ast	to	blk	stl	pts	avg	
2017-18	32-0	762/23.8	107-236	.453	23-62	.371	71-94	.755	22	73	95	3.0	48	0	94	43	2	36	308	9.6	
2018-19	32-28	1042/32.6	139-346	.402	43-138	.312	92-125	.736	21	80	101	3.2	43	0	160	67	1	40	413	12.9	
2019-20	22-22	739/33.6	146-339	.431	43-128	.336	86-117	.735	10	64	74	3.4	33	0	89	68	1	38	421	19.1	
TOTAL	86-50	2543/29.6	392-921	.426	109-328	.332	249-336	.741	53	217	270	3.1	124	0	343	178	4	114	1142	13.3	

Mickey Mitchell

Season	gp-gs	min/avg	Total		3-Point		F-Throws		Rebounds											Scoring	
			fg-fga	pct	fg-fga	pct	ft-fta	pct	off	def	tot	avg	pf	fo	ast	to	blk	stl	pts	avg	
2015-16*	23-7	295/12.8	17-48	.354	1-4	.250	12-23	.522	20	44	64	2.8	41	0	15	24	6	7	47	2.0	
2017-18	24-11	541/22.5	50-99	.505	7-20	.350	33-49	.673	35	90	125	5.2	72	2	39	33	13	21	140	5.8	
2018-19	6-0	53/8.8	5-7	.714	1-1	1.000	1-8	.125	6	10	16	2.7	7	0	6	6	0	1	12	2.0	
2019-20	14-2	169/12.1	5-21	.238	0-4	.000	2-3	.667	12	19	31	2.2	27	1	10	9	4	7	12	0.9	
TOTAL	44-13	763/17.3	60-127	.472	8-25	.320	36-60	.600	53	119	172	3.9	106	3	55	48	17	29	164	3.7	
All*	67-20	1058/15.8	77-175	.440	9-29	.310	48-83	.578	73	163	236	3.5	147	3	70	72	23	36	211	3.1	

* Statistics from prior team/school

Elias Valtonen

Season	gp-gs	min/avg	Total		3-Point		F-Throws		Rebounds											Scoring	
			fg-fga	pct	fg-fga	pct	ft-fta	pct	off	def	tot	avg	pf	fo	ast	to	blk	stl	pts	avg	
2018-19	21-0	78/3.7	5-9	.556	4-8	.500	2-2	1.000	1	7	8	0.4	7	0	2	6	4	3	16	0.8	
2019-20	16-8	245/15.3	11-29	.379	7-13	.538	7-15	.467	4	30	34	2.1	29	0	6	9	2	8	36	2.3	
TOTAL	37-8	323/8.7	16-38	.421	11-21	.524	9-17	.529	5	37	42	1.1	36	0	8	15	6	11	52	1.4	

Individual Career History

Romello White

Season			Total		3-Point		F-Throws		Rebounds											Scoring	
	gp-gs	min/avg	fg-fga	pct	fg-fga	pct	ft-fta	pct	off	def	tot	avg	pf	fo	ast	to	blk	stl	pts	avg	
2017-18	31-31	752/24.3	120-184	.652	0-0	.000	85-154	.552	79	141	220	7.1	100	6	13	44	23	8	325	10.5	
2018-19	34-32	851/25.0	113-189	.598	0-0	.000	70-121	.579	77	100	177	5.2	106	5	11	45	24	13	296	8.7	
2019-20	21-20	589/28.0	87-138	.630	0-0	.000	55-83	.663	56	140	196	9.3	49	1	21	39	27	7	229	10.9	
TOTAL	86-83	2192/25.5	320-511	.626	0-0	.000	210-358	.587	212	381	593	6.9	255	12	45	128	74	28	850	9.9	



UCLA at Arizona St.

02/07/20 Desert Financial Arena, Tempe
2019-20 Men's Basketball

Game Time: 4:00 AM

Game Duration: 1:58

Attendance: 7,708

Officials: Gregory Nixon, Michael Irving, Larry Scirotto

UCLA - 66

Record: 12-11 (5-5)

NO.	Name		Min	FG		3P		FT		Rebounds			Fouls		TP	AS	TO	ST	Blocks		+/-
				M-A	M-A	M-A	M-A	OR	DR	TOT	PF	FD							BS	BA	
2	Cody Riley	F	26:41	7-11	0-0	2-4	3 0 3	2 5	16	2	2	0	1	0	-13						
4	Jaime Jaquez Jr.	G	25:25	2-7	1-4	0-0	0 7 7	3 0	5	1	1	1	0	1	-21						
5	Chris Smith	G	29:39	2-7	0-1	5-6	1 7 8	3 3	9	2	3	0	0	1	-13						
10	Tyger Campbell	G	33:11	4-15	1-5	4-6	0 1 1	3 3	13	5	1	1	0	1	-7						
34	David Singleton	G	31:23	2-7	2-6	0-0	0 3 3	1 0	6	0	0	1	0	0	-15						
00	Alex Olesinski		13:42	0-1	0-1	0-0	0 1 1	2 0	0	0	0	1	0	0	-5						
3	Jules Bernard		17:46	2-4	1-3	4-6	1 5 6	0 3	9	0	1	0	0	1	-1						
23	Prince Ali		07:02	0-0	0-0	0-0	0 0 0	0 0	0	0	0	0	0	0	-8						
13	Jake Kyman		15:11	3-6	2-5	0-0	0 1 1	1 0	8	0	2	0	1	0	-7						
Team							4 2 6		0		0										
Totals				22-58	7-25	15-22	9 27 36	15 14	66	10	10	4	2	4	-18						

Technical Fouls::NONE

Shooting By Period			
1 st	FG%	11-28	39.3%
	3PT%	2-9	22.2%
	FT%	4-6	66.7%
2 nd	FG%	11-30	36.7%
	3PT%	5-16	31.3%
	FT%	11-16	68.8%
GM	FG%	22-58	37.9%
	3PT%	7-25	28.0%
	FT%	15-22	68.2%

Dead Ball Rebounds: 3, 0

Arizona St. - 84

Record: 14-8 (5-4)

NO.	Name		Min	FG		3P		FT		Rebounds			Fouls		TP	AS	TO	ST	Blocks		+/-
				M-A	M-A	M-A	M-A	OR	DR	TOT	PF	FD							BS	BA	
0	Mickey Mitchell	F	21:25	1-4	0-1	0-0	0 1 1	1 3	2	3	0	1	1	0	13						
4	Kimani Lawrence	F	22:40	4-5	3-3	0-0	0 2 2	2 0	11	1	0	0	1	0	12						
23	Romello White	F	32:17	4-9	0-0	0-0	1 15 16	2 2	8	1	3	0	2	0	16						
1	Remy Martin	G	33:00	3-9	2-4	7-9	0 2 2	1 5	15	7	2	1	0	0	18						
2	Rob Edwards	G	31:05	4-9	3-7	2-4	0 5 5	2 2	13	2	2	0	0	0	15						
11	Alonzo Verge Jr.		24:26	10-16	3-3	3-4	0 1 1	2 3	26	2	1	1	0	2	9						
35	Taeshon Cherry		09:25	0-1	0-1	0-0	1 1 2	3 0	0	0	0	0	0	0	5						
10	Jaelen House		09:32	0-1	0-1	0-0	0 0 0	1 0	0	0	0	1	0	0	-1						
20	Khalid Thomas		11:21	3-3	3-3	0-0	0 2 2	0 0	9	0	0	0	0	0	8						
3	Caleb Christopher		01:29	0-1	0-1	0-0	0 0 0	0 0	0	0	0	0	0	0	-1						
12	Micah Burno		00:50	0-0	0-0	0-0	0 0 0	0 0	0	0	0	0	0	0	-1						
15	John Olmsted		00:50	0-0	0-0	0-0	0 1 1	0 0	0	0	0	0	0	0	-1						
25	Grant Fogerty		00:50	0-0	0-0	0-0	0 0 0	0 0	0	0	0	0	0	0	-1						
30	Kyle Feit		00:50	0-0	0-0	0-0	0 0 0	0 0	0	0	0	0	0	0	-1						
Team							3 1 4		0		1										
Totals				29-58	14-24	12-17	5 31 36	14 15	84	16	9	4	4	2	18						

Technical Fouls::NONE

Shooting By Period			
1 st	FG%	14-29	48.3%
	3PT%	8-10	80.0%
	FT%	3-4	75%
2 nd	FG%	15-29	51.7%
	3PT%	6-14	42.9%
	FT%	9-13	69.2%
GM	FG%	29-58	50.0%
	3PT%	14-24	58.3%
	FT%	12-17	70.6%

Dead Ball Rebounds: 2, 0

	CLA	ASU
Biggest lead	3 (1 st 18:59)	23 (2 nd 5:10)
Best Scoring Run	10 (1 st 4:26)	8 (1 st 0:36)
Lead Changes	5	
Times Tied	1	
Time with Lead	02:59	36:11

Points from	CLA	ASU
Turnovers	8	11
Paint	26	22
Second Chance	9	2
Fast Breaks	9	27
Bench	17	35

Period by Period Scoring			
	1st	2nd	TOT
CLA	28	38	66
ASU	39	45	84

SUN DEVIL INDIVIDUAL HIGHS (FEB. 7, 2020)

#00 MICKEY MITCHELL HIGHS

SEASON **CAREER**
4 vs. TX-Southern (12/28/19) ... **POINTS** 12 (3 times)
5 vs. St. Mary's (12/18/19) ... **REBOUNDS** 13 vs. Vanderbilt (12/17/17)
2 vs. St. Mary's (12/18/19) ... **STEALS** 3 vs. ARIZONA (2/15/18)
25 vs. TX-Southern (12/28/19) ... **MIN.** 33 at Stanford (1/17/18)

#1 REMY MARTIN CAREER HIGHS

POINTS: 33 at Princeton (11/26/19)
FG MADE: 13 at Princeton (11/26/19)
FG ATT: 23 vs. COLORADO (1/16/20)/at Princeton (11/26/19)
3-PT MADE: 5 vs. ARIZONA (1/31/19)
REBOUNDS: 9 vs. Colorado/China (11/9/19)
ASSISTS: 11 vs. COLORADO (1/16/20)
SEASON-HIGH ASSISTS: 8 vs. Colorado/China (11/9/19)
FT MADE: 9 vs. PRAIRIE VIEW A&M (12/11/19)
FT ATT.: 14 vs. vs. ARIZONA (1/31/19)
MINUTES: 41 vs. ARIZONA (1/31/19)

#2 ROB EDWARDS SUN DEVIL HIGHS

CLEVELAND STATE POINTS: 32 at Oakland (1/16/17)
ASU POINTS: 28 at Utah (2/16/19)
SEASON HIGH POINTS: 24 vs. UTAH (1/18/20)
3-POINT FIELD GOALS: 5 (twice)
REBOUNDS: 8 vs. St. John's (3/20/19)
MINUTES: 41 vs. CAL STATE FULLERTON (11/6/18)

#4 KIMANI LAWRENCE SUN DEVIL HIGHS

SEASON **CAREER**
11 (three times) **POINTS** 22 vs. #15 Miss. St. (11/19/18)
6 vs. Colorado (11/8/19) **REBOUNDS** . 8 (2x) at Vanderbilt (12/17/18)
1 (4 times) **ASSISTS** 5 (2x) vs. TX-SO (12/1/18)
29 at #25 Arizona (1/4/20) **MINUTES** 39 (2x) vs. TX-SO (12/1/18)

#5 ELIAS VALTONEN CAREER HIGHS

POINTS: 10 vs. St. John's (11/23/19)
REBOUNDS: 4 vs. Colorado (11/9/19)
ASSISTS: 2 (3 TIMES)
MINUTES: 28 vs. St. John's (11/23/19)

#10 JAELEN HOUSE CAREER HIGHS

POINTS: 20 vs. TEXAS SOUTHERN (12/28) and RIDER (11/17/19)
REBOUNDS: 6 vs. St. John's (11/23/19)
3-POINT FIELD GOALS: 5 vs. TEXAS SOUTHERN (12/28/19)
ASSISTS: 5 vs. CCSU (11/14/19)
STEALS: 6 vs. Georgia (12/14/19)
MINUTES: 30 (twice)

#11 ALONZO VERGE JR. HIGHS

POINTS: 43 vs. Saint Mary's (12/18/19)
REBOUNDS: 6 (three times)
ASSISTS: 7 vs. TEXAS SOUTHERN (12/28/19)
STEALS: 4 (twice)
MINUTES: 37 vs. CREIGHTON (12/21/19)

#20 KHALID THOMAS HIGHS

POINTS: 14 at Princeton (11/26/19)
REBOUNDS: 5 at San Francisco (12/3/19)
MINUTES: 24 at Princeton (12/3/19)

#23 ROMELLO WHITE CAREER HIGHS

✓ AAU coach was Jerry Stackhouse
POINTS: 25 vs Northern Arizona (11/17/17)
REBOUNDS: 17 vs. GEORGIA (12/14/19)
FG MADE: 10 (2x) at Washington State (2/4/18)
FG ATTEMPTED: 12 vs Northern Arizona (11/17/17)
FREE THROWS MADE: 11 at Stanford (1/17/18)
FREE THROWS ATTEMPTED: 14 (twice)
BLOCKS: 3 (many times; vs. CCSU 11/14/19)
MINUTES: 39 vs Kansas State (11/23/17)

#24 JALEN GRAHAM HIGHS

POINTS: 10 vs. Central Connecticut State (11/14/19)
REBOUNDS: 7 vs. #22 ARIZONA (1/25/20)
BLOCKS: 5 vs. Colorado/China (11/8/19)
MINUTES: 28 vs. Colorado/China (11/8/19)

#35 TAESHON CHERRY HIGHS

SEASON **CAREER**
11 vs. UTAH (1/18/20) **POINTS** 19 vs. OMAHA (11/28/18)
REBOUNDS 8 vs. COLORADO (1/16/20)
STEALS 4 vs. #1 KANSAS (12/22/18)
2 (twice) **3-PT FG MADE** 5 VS. OREGON (1/19/19)
29 vs. UTAH (1/18/20) **MINUTES** . 31 vs. (2x) vs. TX-SO (12/1/18)

2019-20 SUN DEVIL HIGHS AND LOWS (13-8; 4-4)

SUN DEVIL TEAM HIGHS

POINTS: 98 vs. TEXAS SOUTHERN
FIELD GOALS: 36 vs. TEXAS SOUTHERN
FIELD GOAL ATTEMPTS: 82 vs. RIDER
FIELD GOAL%: .571 vs. TEXAS SOUTHERN (36-63)
3-PT FIELD GOALS: 14 vs UCLA
3-PT FIELD GOALS ATT: 32 vs. RIDER
3-PT % (10 ATT.): .611 vs. UTAH (11-18)
FREE THROWS: 37 vs. PRAIRIE VIEW A&M
FREE THROWS ATTEMPTED: 51 vs. PRAIRIE VIEW A&M
FREE THROW % (10 ATT.): .875 at #9 Oregon (14-16)
REBOUNDS: 46 vs. CENTRAL CONNECTICUT STATE
ASSISTS: 19 vs. TEXAS SOUTHERN/CENTRAL CONNECTICUT ST.
STEALS: 16 vs. RIDER
BLOCKS: 7 vs. #20 COLORADO
TURNOVERS: 21 at Washington State
FOULS: 26 at Washington
FIRST HALF POINTS: 48 vs. TEXAS SOUTHERN
SECOND HALF POINTS: 54 vs. UTAH

SUN DEVIL TEAM LOWS

POINTS: 45 vs. Virginia
FIELD GOALS: 17 vs. Virginia
FIELD GOAL ATTEMPTS: 42 vs. Virginia
FIELD GOAL%: .305/18-59 at #25 Arizona
3-PT FIELD GOALS: 3 (twice)
3-PT FIELD GOALS ATT: 12 at San Francisco
3-PT % (10 ATT.): .136/3-22 vs. St. Mary's
FREE THROWS: 4 vs. #22 ARIZONA
FREE THROWS ATTEMPTED: 8 vs. St. Mary's
FREE THROW % (10 ATT.): .421/8-19 at #25 Arizona
REBOUNDS: 26 vs. Virginia
ASSISTS: 2 at #25 Arizona
STEALS: 3 vs. COLORADO
BLOCKS: 1 (4 times)
TURNOVERS: 7 vs. RIDER
FOULS: 13 vs. Virginia
FIRST HALF POINTS: 17 at #25 Arizona
SECOND HALF POINTS: 24 vs. Virginia

SUN DEVIL INDIVIDUAL HIGHS

POINTS: 43 by Alonzo Verge Jr. vs. Saint Mary's
FIELD GOALS: 18 by Alonzo Verge Jr. vs. Saint Mary's
FIELD GOAL ATTEMPTS: 29 by Alonzo Verge Jr. vs. Saint Mary's
3-PT FGS: 5 by House vs. Texas Southern/Edwards vs. UTAH/CCSU
3-PT ATT: 12 by Rob Edwards vs. #22 ARIZONA
FREE THROWS: 10 by Romello White vs. PRAIRIE VIEW A&M
FT ATTEMPTED: 14 by Romello White vs. PRAIRIE VIEW A&M
FREE THROW % (8 ATT.): Remy Martin 8-8 at #9 Oregon/at UW
REBOUNDS: 17 by Romello White vs. GEORGIA
ASSISTS: 8 by Remy Martin vs. Colorado
STEALS: 6 by Jaelen House vs. GEORGIA
BLOCKS: 5 by Jalen Graham vs. Colorado

OPPONENT TEAM HIGHS

POINTS: 96 by Saint Mary's
FIELD GOALS: 34 by Saint Mary's
FIELD GOAL ATTEMPTS: 66 (3 times)
FIELD GOAL %: .596/34-57 vs. St. Mary's
3-POINTERS: 16 vs. St. Mary's
3-POINTER ATTEMPTS: 31 at Washington
3-POINT % (10 ATT.): .615/16-26 vs. St. Mary's
FREE THROWS: 26 at Washington
FREE THROW ATTEMPTS: 35 at Washington
FREE THROW % (10 ATT.): .833 by TEXAS SOUTHERN (20-24)
REBOUNDS: 49 by #25 Arizona
ASSISTS: 19 by Saint Mary's
STEALS: 12 at Washington State/Washington
BLOCKS: 6 at #25 Arizona/San Francisco
TURNOVERS: 29 vs. RIDER
FOULS: 31 by PRAIRIE VIEW A&M
FIRST HALF POINTS: 51 by Saint Mary's
SECOND HALF POINTS: 45 by Saint Mary's

OPPONENT TEAM LOWS

POINTS: 48 vs. Virginia
FIELD GOALS: 17 vs. CENTRAL CONNECTICUT STATE
FIELD GOAL ATTEMPTS: 49 (twice)
FIELD GOAL %: .298/17-57 vs. CENTRAL CONNECTICUT STATE
3-POINTERS: 2 by GEORGIA
3-POINTER ATTEMPTS: 15 at #25 Arizona
3-POINT % (10 ATT.): .083/2-24 by GEORGIA
FREE THROWS: 4 at Princeton
FT ATTEMPTS: 7 by Virginia
FREE THROW % (10 ATT.): .429/by RIDER (6-14)
REBOUNDS: 31 at Oregon State/by #7 Virginia
ASSISTS: 5 at San Francisco
STEALS: 2 by CREIGHTON
BLOCKS: 0 by TEXAS SOUTHERN
TURNOVERS: 10 vs. Saint Mary's/UCLA
FOULS: 13 by #7 Virginia/#22 ARIZONA

OPPONENT INDIVIDUAL HIGHS

POINTS: 34 by Jordan Ford of Saint Mary's
FIELD GOALS: 12 by Jordan Ford of Saint Mary's
FIELD GOAL ATTEMPTS: 19 by CJ Ellenby at Wazzu
FG % (5 MADE): .889/8-9 by Ethan Thompson at Oregon State
3-PT FGS: 7 by Jordan Ford of Saint Mary's
3-PT ATT: 11 by Jordan Ford of Saint Mary's
FREE THROWS: 9 by Zeke Nnaji of ARIZONA
FT ATTEMPTED: 13 by Darius Williams of PRAIRIE VIEW A&M
REBOUNDS: 18 by Richmond Arirguzoh at Princeton
ASSISTS: 12 by Tyrik Armstrong of TEXAS SOUTHERN
STEALS: 5 by Hameir Wright at Washington
BLOCKS: 4 by Kyle Kelly at Oregon State

Competition Under Coach Hurley

A photograph of Coach Bobby Hurley, a man with grey hair, wearing a white shirt and a yellow patterned tie, standing with his arms crossed on a basketball court. The background is a blurred crowd of spectators.

**WE WILL
CONTINUE TO
SEEK OUT THE
OPPORTUNITY
TO COMPETE
AGAINST THE
BEST.**

BOBBY HURLEY
HEAD COACH // SUN DEVIL HOOPS

Coach Bobby Hurley and his staff have played non-conference games against some of the best and have proven they are not afraid to go on the road. Expect the effort to schedule the best to continue. In his first five years he has played road games all over the nation against all conferences with trips to Creighton, Georgia, Kansas, Kentucky, Princeton, San Diego State, San Francisco, UNLV and Vanderbilt.

SUN DEVIL TEAMS PLAYED OR TO BE PLAYED SINCE HIRING OF BOBBY HURLEY

Creighton (Big East)	Nevada (MWC)	UNLV (MWC)
Georgia (SEC)	NC State (ACC)	Utah State (MWC)
Kansas (Big 12)	Purdue (Big 10)	Vanderbilt (SEC)
Kansas State (Big 12)	San Diego State (MWC)	Virginia (ACC)
Kentucky (SEC)	St. John's (Big East)	Xavier (Big East)
Marquette (Big East)	St. Mary's (WCC)	
Mississippi State (SEC)	Texas A&M (SEC)	

Sun Devil Men's Basketball Head Coach Bobby Hurley

SUN DEVIL NOTABLES UNDER HEAD COACH BOBBY HURLEY




Hurley coaching courtside against No. 1 Kansas.

- Named 14th men's basketball coach of ASU on April 9, 2015.
- Sun Devils matched highest ranking in school history (third) in December of 2017.
- Finished second in Pac-12 in 2018-19 (12-6) for just the fourth time in school history (41 seasons).
- Defeated No. 1 Kansas on Dec. 22, 2018, the program's only home victory against the nation's top-ranked team.
- Notched its first NCAA Tournament win since 2009 and posted 23 wins for just the eighth time in school history in 2018-19.
- Prior to its past two NCAA appearances, ASU had made the NCAA Tournament three times in the previous 22 seasons (1996-2017).
- ASU has averaged 80.04 points per game the past two seasons, tops in the Pac-12.
- ASU had not made March Madness in back-to-back years since 1980-81, yet now ASU is the only Pac-12 school to make the NCAAs the last two seasons.
- Won exempt tournaments in November of 2017 and 2018 after not winning one since November of 1994.
- In 2017-18 ASU averaged a school-record 10,603 fans, as the 4,103 extra bodies from 2016-17 to 2017-18 was the second-best increase in all of college hoops.



Hurley celebrating with the team after beating No.1 Kansas in 2018.


2019-20 SUN DEVIL TV ROSTER



00 MICKEY MITCHELL
F 6-7 225 SR
Orlando, FL



1 REMY MARTIN
G 6-0 175 JR
Chatsworth, CA



2 ROB EDWARDS
G 6-5 205 SR
Detroit, MI




3 CALEB CHRISTOPHER
G 6-1 180 FR
Carson, CA



4 KIMANI LAWRENCE
F 6-8 220 JR
Providence, RI



5 ELIAS VALTONEN
G 6-7 195 SO
Eura, Finland



10 JAELEN HOUSE
G 6-2 160 FR
Phoenix, AZ




11 ALONZO VERGE, JR.
G 6-3 165 JR
Chicago, IL




12 MICAH BURNO
G 6-0 180 FR
Scottsdale, AZ



15 JOHN OLMSTED
F 6-10 215 FR
Morenci, AZ



20 KHALID THOMAS
F 6-9 210 JR
Portland, OR



22 ANDRE ALLEN
F 6-9 210 JR
Los Angeles, CA



23 ROMELLO WHITE
F 6-8 245 JR
Atlanta, GA



24 JALEN GRAHAM
F 6-9 205 FR
Phoenix, AZ



25 GRANT FOGERTY
G 6-0 175 SR
Scottsdale, AZ



30 KYLE FEIT
G 6-4 190 SO
West Palm Beach, FL



35 TAESHON CHERRY
F 6-8 210 SO
El Cajon, CA