



SUN DEVIL

SOFTBALL



2024 SCHEDULE & RESULTS

All times local to Arizona (MST)

Feb 8	Wisconsin	Canceled
Feb 9	#20 Northwestern	L 2-0
Feb 9	St. Thomas (MN)	W 9-4
Feb 10	Boise State	L 6-4
Feb 10	Maine	W (5) 9-1
Feb 15	BYU	W 10-6
Feb 16	#21 Virginia Tech	L (5) 9-0
Feb 16	Illinois State	W (5) 8-0
Feb 17	Memphis	W (5) 13-5
Feb 17	Cal State Fullerton	L 4-3
Feb 21	UTEP (DH)	W 13-12
Feb 21	UTEP (DH)	W 3-0
Feb 22	Texas State	L 12-2
Feb 23	Seton Hall	W 4-2
Feb 23	Ohio State	W (10) 12-10
Feb 24	Utah Valley	W 9-4
Feb 24	Idaho State	W (8) 5-1
Feb 25	New Mexico State	L 10-8
Mar 1	UC San Diego	W (5) 15-0
Mar 1	James Madison	W 5-2
Mar 2	North Florida	W 6-5
Mar 2	Omaha	L 3-1
Mar 8	at #5 Washington*	L 5-2
Mar 9	at #5 Washington*	L 4-0
Mar 10	at #5 Washington*	W 9-3
Mar 12	Grand Canyon	W 8-2
Mar 15	Oregon State*	6:00 pm
Mar 16	Oregon State*	5:00 pm
Mar 17	Oregon State*	1:00 pm
Mar 22	at Oregon*	PAC12 NETWORK 5:00 pm
Mar 23	at Oregon*	PAC12 NETWORK 2:00 pm
Mar 24	at Oregon*	PAC12 NETWORK 12:00 pm
Mar 27	at San Diego (DH)	12:00 pm
Mar 27	at San Diego (DH)	Game 2
Apr 5	at Stanford*	PAC12 NETWORK 7:00 pm
Apr 6	at Stanford*	PAC12 NETWORK 5:00 pm
Apr 7	at Stanford*	PAC12 NETWORK 1:00 pm
Apr 12	Utah*	6:00 pm
Apr 13	Utah*	5:00 pm
Apr 14	Utah*	12:00 pm
Apr 16	at Grand Canyon	6:00 pm
Apr 19	at Arizona*	PAC12 NETWORK 5:00 pm
Apr 20	at Arizona*	PAC12 NETWORK 4:00 pm
Apr 21	at Arizona*	PAC12 NETWORK 2:00 pm
Apr 26	California*	6:00 pm
Apr 27	California*	5:00 pm
Apr 28	California*	12:00 pm
May 3	UCLA*	6:00 pm
May 4	UCLA*	5:00 pm
May 5	UCLA*	12:00 pm

ARIZONA STATE SUN DEVILS (16-9, 1-2 Pac-12) vs OREGON STATE BEAVERS (12-14, 1-2 Pac-12)

March 15-17 | Tempe, Arizona | Farrington Stadium



ARIZONA STATE SUN DEVILS

NFCA: NR | USA Softball: NR | D1 Softball: NR | Softball America: NR

AVG: .328 | OPS: .935 | Runs/Game: 6.32 | Hits/Game: 8.72

ERA: 3.81 | WHIP: 1.54 | SO/7IP: 5.91 | SO/BB: 2.24

Head Coach: Megan Bartlett | Record: 179-143 (.556) | at ASU: 38-35 (.521)

VS



OREGON STATE BEAVERS

NFCA: NR | USA Softball: NR | D1 Softball: NR | Softball America: NR

AVG: .228 | OPS: .629 | Runs/Game: 2.92 | Hits/Game: 5.92

ERA: 2.47 | WHIP: 1.25 | SO/7IP: 4.75 | SO/BB: 2.02

Head Coach: Laura Berg | Record: 295-275-2 (.517) | at OSU: Same

FRIDAY /// 6 PM

STREAM: ASU Live Stream

APP: Pac-12 Now

STATS: asu.statbroadcast.com



60°



6:36

SATURDAY /// 5 PM

STREAM: ASU Live Stream

APP: Pac-12 Now

STATS: asu.statbroadcast.com



66°



6:37

SUNDAY /// 1 PM

STREAM: ASU Live Stream

APP: Pac-12 Now

STATS: asu.statbroadcast.com



67°



6:37

PROJECTED STARTERS

Based on most starts last 10 games

Pos	#	NAME	OPS	HR	RBI
lf	21	Yannixa Acuña	.929	1	12
cf	38	Kelsey Hall	1.109	2	10
3b	13	Kayla Lissy	1.149	1	12
dp	17	Jordyn VanHook	.834	1	9
ss	5	Alesia Denby	1.131	6	20
1b	33	Shannon Cunningham	.929	4	15
rf	44	Tanya Windle	.989	0	16
c	18	Sara Kinch	.786	3	14
2b	3	Libby Walsh	.646	1	13

21	Acuña	38	Hall	44	Windle
5	Denby	3	Walsh	33	Cunningham
13	Lissy	18	Kinch	17	VanHook
Pos	#	NAME	ERA	WHIP	K/7
rhp	14	Deborah Jones	4.36	1.58	5.91
rhp	8	Marissa Schuld	4.46	1.46	4.46
rhp	11	Mac Osborne	3.46	1.38	6.42

LEADING OFF

- ASU returns to Farrington Stadium to this weekend to host Oregon State in its first Pac-12 home series of the season.
- The Sun Devils bring a 16-9 overall record into the weekend and they are 1-2 in Pac-12 play after one weekend of action.
- The team currently leads the Pac-12 with 46 doubles, 11 triples, and 80 extra-base hits.

1972, 1973 AIAW CHAMPIONS • 2008, 2011 NCAA NATIONAL CHAMPIONS
32 NCAA POSTSEASON APPEARANCES • 12 NCAA WCWS APPEARANCES



2024 ARIZONA STATE ROSTER

#	FULL NAME	POS.	B/T	HT.	YR.	HOMETOWN / HIGH SCHOOL / PREVIOUS SCHOOL
00	Maddie Pomykalski	UTL	R/R	5-9	Fr.	Frankfort, Ill. / Lincoln Way East / Texas
2	Jada Lewis	OF	L/R	5-5	Fr.	Vallejo, Calif. / Centennial
3	Libby Walsh	INF	R/R	5-8	Fr.	Plainville, Mass. / King Philip Regional
4	Ayden Allen	INF	R/R	5-10	So.	Prosper, Texas / Prosper / Houston
5	Alesia Denby	INF	R/R	5-5	Gr.	Murrieta, Calif. / Vista Murrieta / Fresno State
8	Marissa Schuld	RHP/UTL	R/R	5-3	Gr.	Scottsdale, Ariz. / Pinnacle / Arizona
10	Kenzie Brown	RHP	L/R	5-11	Jr.	Lake City, Ill. / Arthur-Lovington-Atwood-Hammond / Tulsa
11	Mac Osborne	RHP	R/R	5-9	Sr.	Richlands, Va. / Richlands / Virginia Tech
13	Kayla Lissy	INF	L/R	5-5	Sr.	Valrico, Fla. / Durant / Ball State
14	Deborah Jones	RHP	R/R	6-0	Sr.	Unionville, Ind. / Bloomington North / Ball State
17	Jordyn VanHook	INF	R/R	5-10	Gr.	Woodland Hills, Calif. / El Camino Real Charter
18	Sara Kinch	C	R/R	5-10	Sr.	Temecula, Calif. / Great Oak HS / Minnesota
21	Yannixa Acuña	OF	L/R	5-4	So.	Tucson, Ariz. / Salpointe Catholic
25	Audrey LeClair	UTL	L/R	5-8	Gr.	Phoenix, Ariz. / Phoenix Country Day / Michigan
27	Meika Lauppe	RHP	R/R	5-10	Fr.	Pleasant Grove, Calif. / East Nicolaus
31	Kylee Magee	RHP	R/R	5-9	So.	Anaheim, Calif. / Canyon
32	Samantha Swan	C/UTL	R/R	5-3	Fr.	Georgetown, Texas / Georgetown
33	Shannon Cunningham	UTL	R/R	5-9	So.	Tustin, Calif. / Foothill
38	Kelsey Hall	OF	R/R	5-7	Gr.	Sacramento, Calif. / Bella Vista / Boise State
41	Makenzie Macfarlane	C/INF	R/R	5-7	Gr.	Rocklin, Calif. / Whitney / Utah State
44	Tanya Windle	OF	L/R	5-6	So.	Peoria, Ariz. / Cactus / Utah Tech

COACHING STAFF

Head Coach: Megan Bartlett (Second Season at ASU / Seventh Season Overall)

Assistant Coach: Jimmy Kolaitis

Assistant Coach: Jeremy Manley

Assistant Coach: Hailey Decker

SUPPORT STAFF

Softball Operations: Giorgie Loomis

Athletic Trainer: Tanner Spoden

Strength and Conditioning Coach: Peter Alosi

Graduate Assistant: Mary Iakopo

Graduate Assistant: Yanni Acuña

Student Manager: Nick Sanchez

ROSTER BREAKDOWN

BY HOME STATE

CALIFORNIA (9)

Shannon Cunningham, Alesia Denby, Kelsey Hall, Sara Kinch, Meika Lauppe, Jada Lewis, Makenzie Macfarlane, Kylee Magee, Jordyn VanHook

ARIZONA (4)

Yannixa Acuña, Audrey LeClair, Marissa Schuld, Tanya Windle

ILLINOIS (2)

Kenzie Brown, Maddie Pomykalski

TEXAS (2)

Ayden Allen, Samantha Swan

FLORIDA (1)

Kayla Lissy

INDIANA (1)

Deborah Jones

MASSACHUSETTS (1)

Libby Walsh

VIRGINIA (1)

Mac Osborne

BY CLASS

GRADUATES (6)

Alesia Denby, Kelsey Hall, Audrey LeClair, Makenzie Macfarlane, Marissa Schuld, Jordyn VanHook

SENIORS (4)

Deborah Jones, Sara Kinch, Kayla Lissy, Mac Osborne

JUNIORS (1)

Kenzie Brown

SOPHOMORES (5)

Yannixa Acuña, Ayden Allen, Shannon Cunningham, Kylee Magee, Tanya Windle

FRESHMEN (5)

Meika Lauppe, Jada Lewis, Maddie Pomykalski, Samantha Swan, Libby Walsh

RETURNER/NEWCOMER

RETURNERS (10)

Yannixa Acuña, Kenzie Brown, Shannon Cunningham, Deborah Jones, Sara Kinch, Kayla Lissy, Kylee Magee, Mac Osborne, Marissa Schuld, Jordyn VanHook

TRANSFERS (6)

Ayden Allen, Alesia Denby, Kelsey Hall, Audrey LeClair, Makenzie Macfarlane, Tanya Windle

FRESHMEN (5)

Meika Lauppe, Jada Lewis, Maddie Pomykalski, Samantha Swan, Libby Walsh

PRONUNCIATION GUIDE

2	Alesia (uh-lee-see-uh) Denby
21	Yannixa (Yaya (yaw-yaw)) Acuña (ah-coon-ya)
30	Meika (me-kuh) Lauppe (loop-ee)
31	Kylee (kigh-lee) Magee (muh-gee)
55	Maddie Pomykalski (palm-uh-cow-ski)
AC	Jimmy Kolaitis (coal-eye-tis)
GA	Mary Iakopo (eye-uh-ko-po)
GA	Yannira (Yanni (yawn-ee)) Acuña (ah-coon-ya)

SUN DEVIL MEDIA RELATIONS

Softball Contact	Josh Fisher
Cell	801-703-5025
Email	josh.fisher@asu.edu
Twitter	@joshfisheraz
Website	TheSunDevils.com





SUN DEVIL NOTES

Softball Welcomes Beavers to Town for Alumni Weekend First home conference series of the season up next for the Sun Devils

TEMPE – Sun Devil softball is back at Farrington Stadium this weekend for a three-game series with Oregon State. The series is part of Alumni Weekend, and many former Sun Devils will be in attendance.

The action begins on Friday at 6 p.m. and continues on Saturday at 5 p.m. and Sunday at 1 p.m. Friday's game is nearly sold out, but limited tickets are still available for Saturday and Sunday.

All three games will be available on the ASU Live Stream and the Pac-12 Now app.

ABOUT THE SUN DEVILS

Arizona State enters the final conference series with Oregon State at 16-9 overall and winners of two straight. The Sun Devils are 1-2 in Pac-12 action after opening conference play last weekend at Washington.

ASU continues to be one of the better offenses in the conference, ranking third in average (.328) and second in slugging (.534). They have a conference-best 46 doubles, 11 triples, and 80 extra-base hits. The Sun Devils are also tops in the Pac-12 with 53 stolen bases.

In the circle, ASU pitchers bring a 3.81 ERA and 1.54 WHIP into the weekend. The Sun Devils average 5.91 strikeouts per seven innings and a 2.24 Strikeout-to-Walk ratio.

ABOUT THE BEAVERS

Oregon State comes to Tempe at 12-14 overall and 1-2 in the Pac-12. They dropped the final two games of their series with Arizona last weekend and then were swept in a doubleheader by Portland State on Tuesday.

The Beavers are last in the conference with a .228 batting average and 76 runs scored. They hold a 2.47 ERA and record 4.75 strikeouts per seven innings.

EARLY OFFENSE

ASU has used the early innings of games to get the offense going this season. Through the season's first five weeks, the team has scored 96 runs in the first three innings of play. That accounts for 61 percent of the total runs scored.

The third inning has been the most dominant for the Sun Devils, scoring 37 runs and a plus-26 run differential.

TAKE TWO (OR THREE)

Doubles have been aplenty for the Sun Devils this season. ASU has recorded 46 doubles this season, the most in the Pac-12 and ninth-most in the NCAA. They have at least one double in 21 of the 25 games played, with multiple doubles in a game 12 times.

ASU has also tallied 11 triples during the year to lead the conference and tie for third in the NCAA. The Sun Devils have recorded multiple triples in the

same game three times, including three against New Mexico State on February 25.

THEIEVERY

The Sun Devils have also used their speed to rack up 53 stolen bases, which leads the Pac-12 and is 10th nationally. ASU has stolen at least one base in a game 20 times this season, with multiple steals 15 times.

HALL BALL

Kelsey Hall has an average of .406 entering the weekend, ranking 10th in the Pac-12. She has nine multi-hit games, including a pair of outings with three hits.

Hall is fifth in the conference with a .500 batting average and eighth with 28 hits. She also ranks seventh in runs (21), sixth in doubles (6), and 13th in walks (13).

LIGHTNING LISSY

Kayla Lissy enters the weekend with a .391 average and a 1.149 OPS. She recently had a 13-game hitting streak, during which she went 21-for-42 with eight multi-hit games.

Lissy leads the Pac-12 with four triples and sits third with eight doubles and ninth with 46 total bases. Her 11 stolen bases are fourth in the league.

RIDING THE WIND(LE)

Tanya Windle has been locked in at the plate of late, raising her average to .415, which ranks her sixth in the conference. Windle has had three hits and four RBIs in each of the past two games, and her 27 hits this season rank her 11th in the Pac-12.

Windle tied the ASU record with three triples at Washington on Sunday and now has six on the season. She is ninth in the conference with seven stolen bases.

AROUND THE DIAMOND

- Yannixa Acuña is tied for the team lead with 28 hits, including five doubles, a triple, and a home run. She is fourth in the Pac-12 with 11 steals and 15th with her .373 average.

- Alesia Denby leads the team with six home runs and 20 RBIs. She is fifth in the Pac-12 in homers, seventh in RBIs and sits second with 14 extra-base hits.

- Deborah Jones has started three of the past four games in the circle for the Sun Devils. She is coming off her first complete game at ASU in defeating GCU on Tuesday.

- Mac Osborne leads the team with 17 appearances and 56.2 innings. She has a 7-3 record, a 3.46 ERA, and 52 strikeouts.

SERIES HISTORY

OREGON STATE™

Overall	89-41
Home	50-16
Away	33-22
Neutral Site	6-3
Streak	Lost 2
Last 10	6-4
First Meeting	1977
Last Meeting	2023

LAST 50 MEETINGS (32-18)

4/1/2006	A	(8 inn.)	W 3 - 2
5/11/2006	H		W 9 - 2
5/11/2006	H	(8 inn.)	L 2 - 3
6/3/2006	N		W 3 - 1
4/21/2007	H		L 0 - 2
4/22/2007	H	(11 inn.)	W 8 - 7
5/4/2007	A		W 5 - 4
4/6/2008	A		W 8 - 4
4/6/2008	A	(12 inn.)	W 3 - 2
4/25/2008	H		W 4 - 1
3/28/2009	H	(5 inn.)	W 11 - 3
3/29/2009	H	(6 inn.)	W 8 - 0
5/7/2009	A		L 4 - 5
5/7/2010	A		W 4 - 3
5/8/2010	A		L 1 - 2
5/9/2010	A	(10 inn.)	L 3 - 4
4/29/2011	H		W 1 - 0
4/30/2011	H		W 3 - 0
5/1/2011	H		W 7 - 1
4/10/2012	A	(9 inn.)	L 2 - 4
4/10/2012	A		W 3 - 2
3/28/2013	H		W 5 - 4
3/29/2013	H		W 5 - 1
3/30/2013	H		W 11 - 0
3/14/2014	A		L 2 - 3
3/15/2014	A	(5 inn.)	W 11 - 0
3/16/2014	A		L 1 - 3
4/17/2015	H		L 6 - 7
4/18/2015	H		W 9 - 5
4/19/2015	H		W 4 - 3
5/12/2016	A		L 0 - 1
5/13/2016	A		L 3 - 4
3/25/2017	H	(6 inn.)	W 8 - 0
3/26/2017	H	(5 inn.)	W 11 - 0
3/27/2017	H		L 4 - 5
4/6/2018	A		L 2 - 4
4/6/2018	A	(5 inn.)	W 10 - 1
4/8/2018	A	(15 inn.)	W 2 - 1
3/15/2019	H		L 1 - 5
3/16/2019	H	(5 inn.)	W 18 - 2
3/17/2019	H	(5 inn.)	W 12 - 4
5/7/2021	A		L 0 - 1
5/8/2021	A		W 5 - 2
5/9/2021	A		L 3 - 5
3/18/2022	H		W 5 - 3
3/19/2022	H	(6 inn.)	W 9 - 1
3/20/2022	H	(8 inn.)	W 9 - 6
5/5/2023	A	(6 inn.)	W 8 - 0
5/6/2023	A		L 6 - 7
5/7/2023	A		L 2 - 3





SEASON SCHEDULE / RESULTS *All times local to Arizona (MST)*

DATE	OPPONENT	W/L	SCORE / TIME	INN	ASU R-H-E	OPP R-H-E	ASU PITCHER(S) OF RECORD	TIME	ATT	OVR REC	P12 REC	PL	GB
Feb 8	Wisconsin						Canceled						
Feb 9	#20 Northwestern	L	2-0	7	0-4-0	2-7-0	L: Magee (0-1)	2:15	938	0-1	--	--	--
Feb 9	St. Thomas (MN)	W	9-4	7	9-10-2	4-8-2	W: Osborne (1-0) / S: Schuld (1)	2:32	863	1-1	--	--	--
Feb 10	Boise State	L	6-4	7	4-7-2	6-9-0	L: Schuld (0-1)	2:30	1021	1-2	--	--	--
Feb 10	Maine	W	9-1	5	9-6-1	1-2-2	W: Osborne (2-0)	1:25	786	2-2	--	--	--
Feb 15	BYU	W	10-6	7	10-9-1	6-8-1	W: Osborne (3-0)	2:19	1040	3-2	--	--	--
Feb 16	#21 Virginia Tech	L	9-0	5	0-2-0	9-11-0	L: Jones (0-1)	1:37	839	3-3	--	--	--
Feb 16	Illinois State	W	8-0	5	8-10-1	0-1-2	W: Magee (1-0)	1:21	755	4-3	--	--	--
Feb 17	Memphis	W	13-5	5	13-12-2	5-10-0	W: Lauppe (1-0)	1:44	880	5-3	--	--	--
Feb 17	Cal State Fullerton	L	4-3	7	3-6-2	4-9-2	L: Schuld (0-2)	2:47	762	5-4	--	--	--
Feb 21	UTEP (DH)	W	13-12	7	13-13-2	12-15-3	W: Jones (1-1)	2:33	-	6-4	--	--	--
Feb 21	UTEP (DH)	W	3-0	7	3-6-1	0-4-1	W: Schuld (1-2)	1:58	1055	7-4	--	--	--
Feb 22	Texas State	L	12-2	7	2-10-3	12-17-2	L: Osborne (3-1)	2:16	888	7-5	--	--	--
Feb 23	Seton Hall	W	4-2	7	4-7-0	2-6-1	W: Osborne (4-1) / S: Jones (1)	1:58	821	8-5	--	--	--
Feb 23	Ohio State	W	12-10	(10)	12-13-1	10-10-1	W: Osborne (5-1)	3:11	813	9-5	--	--	--
Feb 24	Utah Valley	W	9-4	7	9-13-1	4-7-1	W: Lauppe (2-0)	2:12	813	10-5	--	--	--
Feb 24	Idaho State	W	5-1	(8)	5-7-1	1-6-1	W: Osborne (6-1)	2:10	810	11-5	--	--	--
Mar 25	New Mexico State	L	10-8	7	8-12-1	10-11-1	L: Osborne (6-2)	2:15	777	11-6	--	--	--
Mar 1	UC San Diego	W	15-0	5	15-15-0	0-3-2	W: Osborne (7-2)	1:36	807	12-6	--	--	--
Mar 1	James Madison	W	5-2	7	5-6-1	2-4-2	W: Jones (2-1) / S: Magee (1)	1:59	779	13-6	--	--	--
Mar 2	North Florida	W	6-5	7	6-10-0	5-10-1	W: Jones (3-1) / S: Magee (2)	2:10	867	14-6	--	--	--
Mar 2	Omaha	L	3-1	7	1-6-1	3-6-0	L: Osborne (7-3)	1:56	830	14-7	--	--	--
Mar 8	at #5 Washington*	L	5-2	7	2-7-0	5-9-0	L: Jones (3-2)	2:15	1211	14-8	0-1	t8th	1.0
Mar 9	at #5 Washington*	L	4-0	7	0-4-1	5-6-1	L: Jones (3-3)	2:03	1629	14-9	0-2	t8th	2.0
Mar 10	at #5 Washington*	W	9-3	7	9-12-1	3-9-0	W: Schuld (2-2)	3:03	1560	15-9	1-2	t5th	2.0
Mar 12	Grand Canyon	W	8-2	7	8-10-1	2-7-2	W: Jones (4-3)	2:06	1478	16-9	--	--	--
Mar 15	Oregon State*		6:00 PM										
Mar 16	Oregon State*		5:00 PM										
Mar 17	Oregon State*		1:00 PM										
Mar 22	at Oregon*		5:00 PM										
Mar 23	at Oregon*		2:00 PM										
Mar 24	at Oregon*		12:00 PM										
Mar 27	at San Diego (DH)		12:00 PM										
Mar 27	at San Diego (DH)		Game 2										
Apr 5	at Stanford*		7:00 PM										
Apr 6	at Stanford*		5:00 PM										
Apr 7	at Stanford*		1:00 PM										
Apr 12	Utah*		6:00 PM										
Apr 13	Utah*		5:00 PM										
Apr 14	Utah*		12:00 PM										
Apr 16	at Grand Canyon		6:00 PM										
Apr 19	at Arizona*		5:00 PM										
Apr 20	at Arizona*		4:00 PM										
Apr 21	at Arizona*		2:00 PM										
Apr 26	California*		6:00 PM										
Apr 27	California*		5:00 PM										
Apr 28	California*		12:00 PM										
May 3	UCLA*		6:00 PM										
May 4	UCLA*		5:00 PM										
May 5	UCLA*		12:00 PM										





ASU WHEN

BY SCHEDULE

February	11-6
March	5-3
April	
May	
Sunday	1-1
Monday	
Tuesday	1-0
Wednesday	2-0
Thursday	1-1
Friday	6-3
Saturday	5-4
Game 1 of Day/DH	7-5
Game 2 of Day/DH	7-2

SERIES RECORDS

Overall	0-1
... At Home	
... On Road	0-1
Series Openers	0-1
... At Home	
... On Road	0-1
Game 2 of Series	0-1
... At Home	
... On Road	0-1
Game 3 of Series	1-0
... At Home	
... On Road	1-0
Rubber Games	
... At Home	
... On Road	
Sweeps/Were Swept	
... At Home	
... On Road	

BY GAME

Day games	8-6
Night games (6 pm)	8-3
Extra innings	2-0
Shutouts	3-3
vs. Ranked Opponent	1-3
... vs. Top-10 Opponent	1-2

BY UNIFORM (Jersey/Pants)

Black/Black	4-5
Maroon/Maroon	4-3
White & Maroon/Maroon	2-0
White & Maroon/White	4-0
White & Maroon/Yellow	2-0
Devils Cream/Cream	0-1

BY OPPONENT CONFERENCE

ACC	0-1
America East	1-0
American	1-0
Atlantic Sun	1-0
Big 12	1-0
Big East	1-0
Big Sky	1-0
Big Ten	1-1
Big West	1-1
Conference USA	2-1
Missouri Valley	1-0
Mountain West	0-1
Pac-12	1-2
Summit League	1-1
Sun Belt	1-1
West Coast	
Western Athletic	2-0

BY OPPOSING PITCHER

vs. Left starter	5-2
vs. Right starter	11-7
Starter earns decision	14-6
Reliever earns decision	2-3
Starter 4+ IP	7-6
Starter less than 4 IP	9-3

BY ASU PITCHER

Starter earns decision	10-6
Reliever earns decision	6-3
Starter 4+ IP	9-5
Starter less than 4 IP	7-4

BY SCORING / MARGIN

Scores first	7-3
Opp. scores first	9-6
1-Run games	2-1
2-Run games	2-4
5+Run games	8-2
Scoring 0-2 runs	0-6
... 3-5 runs	4-2
... 6-9 runs	7-1
... 10+ runs	5-0
Opponent 0-2 runs	8-1
... 3-5 runs	5-4
... 6-9 runs	1-2
... 10+ runs	2-2

BY STATS

Recording 0-3 hits	0-1
Recording 4-6 hits	3-3
Recording 7-9 hits	3-3
Recording 10+ hits	10-2
Allowing 0-3 hits	3-0
Allowing 4-6 hits	4-2
Allowing 7-9 hits	5-4
Allowing 10+ hits	4-3
Out-hit opponent	14-1
Out-hit by opponent	1-7
Hits are tied	1-1
Hit 0 home runs	4-6
... 1 home run	6-2
... 2+ home runs	6-1
Opponent 0 home runs	8-4
... 1 home run	6-2
... 2+ HRs	2-3
Made 0 errors	3-3
... 1 error	10-3
... 2+ errors	3-3
Opp. made 0 errors	2-5
... 1 error	7-3
... 2+ errors	7-1

LEADING AFTER

Inning	1	2	3	4	5	6
W-L	7-3	10-3	12-2	13-2	10-2	10-1

TRAILING AFTER

Inning	1	2	3	4	5	6
W-L	2-3	4-4	2-4	2-6	1-6	1-6

TIED AFTER

Inning	1	2	3	4	5	6
W-L	7-3	2-2	2-3	1-1	1-0	1-1

HEROICS

COME FROM BEHIND WINS (9)

DATE	OPPONENT	DEFICIT	FINAL
Feb 9	St. Thomas	2-0 (M1)	9-4
Feb 15	BYU	2-0 (M1)	10-6
Feb 17	Memphis	3-0 (M1)	13-5
Feb 21	UTEP-1	3-6 (M2)	13-12
Feb 22	Seton Hall	0-1 (M4)	4-2
Feb 22	Ohio State	0-6 (M5) (10)	12-10
Mar 1	James Madison	0-2 (M4)	5-2
Mar 2	North Florida	0-4 (M2)	6-5
Mar 10	at Washington	0-1 (E1)	9-3

LAST AT-BAT WINS (2)

DATE	OPPONENT	SCORE	FINAL
Feb 23	Ohio State	9-10 (M10)	12-10
Feb 24	Idaho State	1-1 (M8)	5-1

WALK-OFF WINS (2)

DATE	OPPONENT	SCORE	FINAL
Feb 23	Ohio State	9-10 (M10)	12-10
Feb 24	Idaho State	1-1 (M8)	5-1



OFFENSIVE BREAKDOWN

BY MONTH	AVG	OPS	R	H	2B	3B	HR	BB	SO	SB	LOB
February	.331	.962	112	148	32	9	16	55	89	40	105
March	.321	.878	46	70	14	2	7	16	52	13	45
April											
May											
BY LOCATION	AVG	OPS	R	H	2B	3B	HR	BB	SO	SB	LOB
Home	.336	.967	147	195	40	11	22	63	117	47	127
Away	.271	.716	11	23	6	0	1	8	24	6	23
Neutral											
BY OPPONENT	AVG	OPS	R	H	2B	3B	HR	BB	SO	SB	LOB
Arizona											
ASU Invitational	.352	1.023	27	37	6	2	6	7	23	5	18
California											
Grand Canyon	.357	.829	8	10	2	0	0	1	5	2	4
Kajikawa Classic	.273	.879	22	27	11	2	3	15	27	9	24
Littlewood Classic	.348	.992	34	40	8	0	5	16	25	11	25
Oregon											
Oregon State											
San Diego											
Stanford											
Sun Devil Classic	.337	.964	40	62	10	6	7	15	32	13	44
UCLA											
Utah											
UTEP	.388	1.043	16	19	3	1	1	9	5	7	12
Washington	.271	.716	11	23	6	0	1	8	24	6	23

BATTING SIUTATIONAL STASTICS

vs. LEFT HAND PITCHING	H	AB	AVG	WITH RISP	H	AB	AVG	WITH 3RD & LT 2 OUT	RBI	OPS	PCT
Sun Devils	53	151	.351	Sun Devils	82	253	.324	Sun Devils	35	55	.636
Opponents	--	--	--	Opponents	67	216	.310	Opponents	24	48	.500
vs. RIGHT HAND PITCHING	H	AB	AVG	WITH BASES LOADED	H	AB	AVG	ADVANCING RUNNERS	ADV	OPS	PCT
Sun Devils	165	514	.321	Sun Devils	9	22	.409	Sun Devils	191	394	.485
Opponents	195	678	.288	Opponents	4	20	.200	Opponents	176	381	.462
WITH BASES EMPTY	H	AB	AVG	WITH 2 OUTS	H	AB	AVG				
Sun Devils	100	307	.326	Sun Devils	67	219	.306				
Opponents	93	335	.278	Opponents	69	235	.294				
WITH RUNNERS ON BASE	H	AB	AVG	AS LEADOFF	RCH	OPS	PCT	2OUT	ADV	RCH	RCH
Sun Devils	118	358	.330	Sun Devils	56	152	.368	RBI	OUT	LOB	ERR
Opponents	102	343	.297	Opponents	58	163	.356				FC
				Sun Devils	47	55	150	12	18		
				Opponents	37	53	164	17	18		

SCORING BY INNING

	1	2	3	4	5	6	7	EX	TOT
Sun Devils	36	23	37	23	14	11	4	10	158
Opponents	22	20	11	15	14	9	17	4	112

MARGIN OF VICTORY

	1	2	3	4	5	6	7	8+
Sun Devils	2	2	2	2	2	2		4
Opponents	1	4	1	1				2

SUN DEVILS AT THE PLATE

DETAILED HITTING

PLAYER	MULTI-HIT GAMES					GW RBI	MULTI-RBI GAMES					2-O RBI	PINCH HITTING			HITTING STREAK			SEASON HIGH	
	2	3	4	5+	TOT		2	3	4	5+	TOT		H	AB	AVG	CAR	SEA	ACT	HITS	RBIs
Acuña	2	4			6	1	3	1			4	7	0	2	.000	6	6	2	3	3
Allen	1				1						0		2	5	.400	2	2		2	1
Cunningham	2	1			3	2	2	1	1		4	3	0	4	.000	8	8		3	4
Denby	6				6	2	5	1	1		7	9	0	0	---	8	5	1	2	4
Hall	7	2			9		1	1			2	1	0	0	---	10	5	2	3	3
Kinch					0	1	3		1		4	5	2	5	.400	7	2		1	4
LeClair	3	1			4	1					0	2	2	7	.286	11	3	1	3	1
Lewis					0						0		1	1	1.000	1	1		1	1
Lissy	7	1			8		1	1			2	3	0	0	---	13	13		3	3
Macfarlane	1				1		1				1	3	1	6	.167	5	2		1	2
Schuld					0						0		1	4	.250	9	1		1	1
Swan	1				1	1		1			1	2	3	5	.600	5	5		2	3
VanHook	4	1			5	1		2			2	4	0	2	.000	13	3		3	3
Walsh	4				4	2	2		1		3	3	0	1	.000	2	2	2	2	4
Windle	5	4			9	2	1	1	2		4	5	0	1	.000	16	4	2	3	4
TOTALS	43	14	0	0	57	13	19	9	6	0	34	47	12	43	.279					

BATTED AROUND									
DATE	OPPONENT	INN	PA	R	H	E	LOB	FINAL	
Feb 10	Maine	3rd	12	7	3	2	2	9-1	
Feb 17	Memphis	1st	14	10	8	0	1	13-5	
Feb 21	UTEP-1	3rd	12	7	5	2	2	13-12	
Feb 23	Ohio State	5th	9	4	4	0	2	12-10	
Feb 24	Utah Valley	6th	9	3	3	1	3	9-4	
Mar 1	UC San Diego	3rd	12	9	6	0	0	15-0	
Mar 1	UC San Diego	4th	9	5	5	1	1	15-0	
Mar 2	James Madison	4th	9	5	4	1	1	5-2	

MILESTONE	# (NEED)
Alesia Denby <ul style="list-style-type: none">• 175 Career Hits• 40 Career Doubles• 125 Career RBIs	163 (12) 36 (4) 114 (11)
Kelsey Hall <ul style="list-style-type: none">• 150 Career Hits	126 (24)
Deborah Jones <ul style="list-style-type: none">• 300 Career Ks	284 (16)
Sara Kinch <ul style="list-style-type: none">• 100 Career Hits	83 (17)
Audrey LeClair <ul style="list-style-type: none">• 100 Career Hits	85 (15)
Kayla Lissy <ul style="list-style-type: none">• 150 Career Hits• 100 Career Runs• 50 Career RBIs• 50 Career Stolen Bases	130 (20) 90 (10) 48 (2) 40 (10)
Makenzie Macfarlane <ul style="list-style-type: none">• 50 Career RBIs	49 (1)
Kylee Magee <ul style="list-style-type: none">• 100 strikeouts	79 (21)
Mac Osborne <ul style="list-style-type: none">• 150 strikeouts	144 (6)
Tanya Windle <ul style="list-style-type: none">• 150 Career Hits• 50 Career RBIs• 25 Stolen Bases	103 (47) 49 (1) 23 (2)

HOME RUN BREAKDOWN

SUN DEVIL HOME RUNS

	ASU	Opp
Home	22	19
Road	1	2
Conference	1	2
Non-Conference	22	19
ASU Leading	8	11
ASU Trailing	10	8
Tied	5	2
Go-Ahead	5	3
February	16	16
March	7	5
April		
May		
1st Inning	6	1
2nd Inning	5	5
3rd Inning	3	5
4th Inning	4	3
5th Inning	2	3
6th Inning	1	1
7th Inning	1	3
Extra-Innings	2	0
vs. LHP	7	0
vs. RHP	16	21
With 0 Outs	7	6
With 1 Out	10	7
With 2 Outs	6	8
Back-to-Back	1	0
Pinch-Hit	3	0
Walk-Off	2	0

INDIVIDUAL HR BREAKDOWN

2024	SOLO	2R	3R	GS	TOT
Denby	3	3			6
Cunningham	1	2		1	4
Kinch		2		1	3
Swan	2		1		3
Hall	1	1			2
Acuña		1			1
Allen	1				1
Lissy		1			1
VanHook			1		1
Walsh	1				1

CAREER	'20	'21	'22	'23	'24	TOT
Denby	2	1	9	10	6	28
Hall			13	11	2	26
VanHook	3	2		19	1	25
Kinch		9	7	1	3	20
Lissy		2	3	1	1	7
Macfarlane	2	2		2		6
Cunningham				1	4	5
LeClair			1	3		4
Windle				4		4
Swan					3	3
Schuld	2					2
Acuña					1	1
Allen					1	1
Walsh					1	1

#	PLAYER	OPPONENT	DATE	INN	ON	OUT	COUNT	SCORE	FINAL	
1	Alesia Denby (1)	St. Thomas	Feb 9	1	1	0	1-1	0-2	9-4	
2	Alesia Denby (2)	St. Thomas	Feb 9	4	0	2	0-0	5-2	9-4	
3	Shannon Cunningham (1)	Maine	Feb 10	2	1	1	3-1	0-0	9-1	
4	Sara Kinch (1)	BYU	Feb 15	1	3	2	2-0	0-2	10-6	
5	Alesia Denby (3)	BYU	Feb 15	6	1	2	0-0	8-6	10-6	
6	Libby Walsh (1)	Illinois State	Feb 16	2	0	1	2-0	2-0	8-0	
7	Sara Kinch (2)	Illinois State	Feb 16	3	1	1	1-1	3-0	8-0	
8	Alesia Denby (4)	Memphis	Feb 17	1	0	1	2-1	0-3	13-5	
9	Alesia Denby (5)	UTEP-1	Feb 21	1	1	0	2-1	0-2	13-12	
10	Samantha Swan (1)	Texas State	Feb 22	^!	5	0	0-0	0-5	2-12	
11	Sanamtha Swan (2)	Ohio State	Feb 23	!	5	2	0	1-2	0-6	12-10
12	Sara Kinch (3)	Ohio State	Feb 23	#	10	1	1	1-0	10-10	12-10
13	Alesia Denby (6)	Utah Valley	Feb 24	2	0	2	3-1	4-0	9-4	
14	Shannon Cunningham (2)	Idaho State	Feb 24	#	8	3	1	0-0	1-1	5-1
15	Yannixa Acuña (1)	New Mexico State	Feb 25	2	1	2	1-2	2-2	8-10	
16	Shannon Cunningham (3)	New Mexico State	Feb 25	^	7	0	0	0-0	7-10	8-10
17	Kelsey Hall (1)	UC San Diego	March 1	3	1	1	0-1	1-0	15-0	
18	Samantha Swan (3)	UC San Diego	March 1	^!	4	0	0	0-0	10-0	15-0
19	Ayden Allen (1)	UC San Diego	March 1	^	4	0	0	0-0	11-0	15-0
20	Kayla Lissy (1)	James Madison	March 1	4	1	1	0-1	0-2	5-2	
21	Shannon Cunningham (4)	North Florida	March 2	2	1	1	0-1	0-4	6-5	
22	Jordyn VanHook (1)	North Florida	March 2	3	2	2	1-1	2-5	6-5	
23	Kelsey Hall (2)	at Washington	March 8	1	0	1	2-0	0-0	2-5	

% – Leadoff Game ^ – Leadoff Inning # – Walkoff ! – Pinch hit



SUN DEVILS IN THE FIELD

POS	PLAYER	C	PO	A	E	FLD%	DP	SBA	CSB	SBA%	PB	CI
p	Schuld, Marissa	14	1	13	0	1.000	0	4	2	.667	0	0
p	Magee, Kylee	5	1	4	0	1.000	0	1	0	1.000	0	0
p	Lauppe, Meika	5	0	5	0	1.000	0	2	0	1.000	0	0
p	Osborne, Mac	15	0	14	1	.933	0	6	1	.857	0	0
p	Jones, Deborah	10	2	7	1	.900	0	5	1	.833	0	0
c	Kinch, Sara	90	77	12	1	.989	2	11	1	.917	2	0
c	Swan, Samantha	43	38	4	1	.977	0	3	1	.750	1	0
c	Macfarlane, Makenzie	33	28	4	1	.970	0	4	2	.667	0	0
1b	LeClair, Audrey	17	17	0	0	1.000	0	0	0	---	0	0
1b	Macfarlane, Makenzie	17	17	0	0	1.000	2	0	0	---	0	0
1b	Cunningham, Shannon	122	116	5	1	.992	3	0	0	---	0	0
1b	Allen, Ayden	27	25	1	1	.963	3	0	0	---	0	0
1b	VanHook, Jordyn	3	2	0	1	.667	0	0	0	---	0	0
2b	LeClair, Audrey	4	4	0	0	1.000	0	0	0	---	0	0
2b	Walsh, Libby	82	36	39	7	.915	8	0	0	---	0	0
3b	LeClair, Audrey	3	3	0	0	1.000	0	0	0	---	0	0
3b	Lissy, Kayla	82	21	53	8	.902	3	0	0	---	0	0
ss	Denby, Alesia	66	27	38	1	.985	8	0	0	---	0	0
of	Windle, Tanya	15	15	0	0	1.000	0	0	0	---	0	0
of	Lewis, Jada	5	5	0	0	1.000	0	0	0	---	0	0
of	LeClair, Audrey	5	4	1	0	1.000	0	0	0	---	0	0
of	Acuña, Yannixa	45	41	3	1	.978	0	0	0	---	0	0
of	Hall, Kelsey	22	21	0	1	.955	0	0	0	---	0	0
of	Allen, Ayden	0	0	0	0	.000	0	0	0	---	0	0
of	Cunningham, Shannon	0	0	0	0	.000	0	0	0	---	0	0



SUN DEVIL HITTER NOTES


21 YAYA ACUNA
OF • L/R • 5-4 • Sophomore
Tucson, Ariz. / Salpointe Catholic

.373 AVG	.928 OPS	1 HR	12 RBI
at Washington	2-8 .675 OPS	0 HR	1 RBI
Last 10	11-32 .952 OPS	1 HR	8 RBI
Current Streak	2 games (2-4, 2B, 3 RBI)		

- Had 6-game hitting streak from Feb. 23-Mar. 1 during which she went 12-for-20 with three 3-hit games
- Leads the team and ranks tied for eighth in the Pac-12 with 28 hits while ranking fourth in the conference with 11 stolen bases
- Has scored two runs and recorded at least one RBI in each of the past two games
- Hit her first career home run against New Mexico State on February 25

CAREER STATISTICS

SEASON	AVG	OBP	SLG	OPS	GP	GS	AB	R	H	2B	3B	HR	RBI	BB	HBP	SO	SF	SH	SB
2023	.556	.600	.556	1.156	25	0	9	7	5	0	0	0	0	1	0	2	0	0	4
2024	.373	.422	.507	.928	25	23	75	21	28	5	1	1	12	7	0	8	1	1	11
Career	.393	.441	.512	.953	50	23	84	28	33	5	1	1	12	8	0	10	1	1	15


4 AYDEN ALLEN
INF • R/R • 5-10 • Sophomore
Prosper, Texas / Prosper / Houston

.250 AVG	.786 OPS	1 HR	1 RBI
at Washington	0-4 .000 OPS	0 HR	0 RBI
Last 10	1-6 .834 OPS	1 HR	1 RBI
Current Streak	0-5 (4 games)		

- Hit first career home run on first pitch she saw as pinch hitter against UC San Diego on March 1
- Has scored a run in three of her last six appearances
- Went 1-for-3 with another double against Boise State
- Doubled for first career hit during a 2-for-2 performance against St. Thomas

CAREER STATISTICS

SEASON	AVG	OBP	SLG	OPS	GP	GS	AB	R	H	2B	3B	HR	RBI	BB	HBP	SO	SF	SH	SB
2023 (Houston)	.000	.000	.000	.000	4	0	3	0	0	0	0	0	1	0	0	1	1	1	0
2024	.250	.286	.500	.786	16	5	20	5	5	2	0	1	1	1	0	6	0	1	0
Career	.217	.240	.435	.675	20	5	23	5	5	2	0	1	2	1	0	7	1	2	0


33 SHANNON CUNNINGHAM
C/UTL • R/R • 5-9 • Sophomore
Tustin, Calif. / Foothill

.315 AVG	.928 OPS	4 HR	15 RBI
at Washington	0-4 .000 OPS	0 HR	0 RBI
Last 10	6-23 .944 OPS	3 HR	7 RBI
Current Streak	0-5 (3 games)		

- Ranks in the top 20 in the Pac-12 in both home runs (4) and RBIs (15)
- Had career-best eight-game hitting streak (9-21) from February 23 through March 2
- Hit a walk-off grand slam in the eight inning to defeat Idaho State on February 24
- Homered in her second consecutive game with a solo shot against New Mexico State on February 25

CAREER STATISTICS

SEASON	AVG	OBP	SLG	OPS	GP	GS	AB	R	H	2B	3B	HR	RBI	BB	HBP	SO	SF	SH	SB
2023	.234	.333	.383	.716	32	11	47	6	11	4	0	1	8	5	2	15	0	0	1
2024	.315	.373	.556	.928	24	17	54	11	17	1	0	4	15	5	0	16	0	1	0
Career	.277	.354	.475	.829	56	28	101	17	28	5	0	5	23	10	2	31	0	1	1



SUN DEVIL HITTER NOTES


5 ALESIA DENBY
INF • R/R • 5-5 • Graduate
Murrieta, Calif. / Vista Murrieta / Fresno State

.314 AVG	1.131 OPS	6 HR	20 RBI
at Washington	1-7 .476 OPS	0 HR	0 RBI
Last 10	7-28 .680 OPS	0 HR	3 RBI
Current Streak	1 game (1-3, RBI)		

- Is second in the Pac-12 with 14 extra-bases hits while sitting fifth in home runs (6) and total bases (50)
- Has reached base in 21 of the 25 games this season, including two straight
- Has recorded multiple hits in a game six times while driving in multiple runs in seven outings
- Played in her 200th game against New Mexico State on February 25 and her 204 is 35th among active players in the NCAA

CAREER STATISTICS

SEASON	AVG	OBP	SLG	OPS	GP	GS	AB	R	H	2B	3B	HR	RBI	BB	HBP	SO	SF	SH	SB
2020 (Fresno St.)	.250	.351	.500	.851	25	25	64	13	16	2	4	2	18	8	2	25	0	0	3
2021 (Fresno St.)	.222	.290	.325	.615	49	49	126	21	28	6	2	1	13	12	2	24	5	1	9
2022 (Fresno St.)	.293	.376	.547	.922	55	55	150	29	44	11	0	9	32	15	6	31	2	1	8
2023 (Fresno St.)	.314	.421	.615	1.036	54	54	169	39	53	11	5	10	31	27	5	30	1	1	13
2024	.314	.417	.714	1.131	25	25	70	18	22	6	2	6	20	10	3	19	1	0	3
Career	.282	.373	.534	.907	208	208	579	120	163	36	13	28	114	72	18	129	9	3	36


38 KELSEY HALL
OF • R/R • 5-7 • Graduate
Sacramento, Calif. / Bella Vista / Boise State

.406 AVG	1.109 OPS	2 HR	10 RBI
at Washington	4-9 1.361 OPS	1 HR	1 RBI
Last 10	10-28 1.121 OPS	2 HR	3 RBI
Current Streak	2 games (3-7)		

- Ranks 10th in the conference with her .406 batting average and fifth with her .500 on base percentage
- Also sits eighth in the conference with 28 hits, seventh with 21 runs, and sixth with six doubles
- Is tied for the team lead with nine multi-hit games, including a pair of three-hit outings
- First hit as a Sun Devil was a triple against St. Thomas and it was her first triple since Feb. 19, 2022

CAREER STATISTICS

SEASON	AVG	OBP	SLG	OPS	GP	GS	AB	R	H	2B	3B	HR	RBI	BB	HBP	SO	SF	SH	SB
2020 (Fresno St.)	.197	.243	.303	.546	24	23	66	13	13	3	2	0	9	3	1	15	0	1	4
2021 (Fresno St.)	.111	.111	.222	.333	3	3	9	1	1	1	0	0	0	0	0	1	0	0	0
2022 (Boise St.)	.392	.497	.783	1.280	46	38	120	37	47	6	1	13	32	19	6	21	0	3	5
2023 (Boise St.)	.385	.504	.854	1.358	43	35	96	39	37	12	0	11	52	21	3	19	1	1	3
2024	.406	.500	.609	1.109	25	25	69	21	28	6	1	2	10	13	3	14	3	0	6
Career	.350	.450	.667	1.117	141	124	360	111	126	28	4	26	103	56	13	70	4	5	18


18 SARAH KINCH
C • R/R • 5-10 • Senior
Temecula, Calif. / Great Oak / Minnesota

.217 AVG	.786 OPS	3 HR	14 RBI
at Washington	1-5 .400 OPS	0 HR	1 RBI
Last 10	3-19 .411 OPS	0 HR	2 RBI
Current Streak	0-1 (1 game)		

- Six of her 10 hits have gone for extra bases with three doubles and three home runs
- Has knocked in multiple runs in a game four times
- Hit a walk-off home run in the 10th inning to complete a rally from six runs behind to beat Ohio State on February 23
- Has already tied or surpassed her season totals for doubles, home runs, and RBIs from 2023

CAREER STATISTICS

SEASON	AVG	OBP	SLG	OPS	GP	GS	AB	R	H	2B	3B	HR	RBI	BB	HBP	SO	SF	SH	SB
2021 (Minnesota)	.252	.350	.504	.855	44	42	119	17	30	3	0	9	17	13	5	34	0	3	1
2022 (Minnesota)	.233	.305	.425	.730	52	51	146	16	34	7	0	7	36	11	5	43	2	5	0
2023	.143	.208	.222	.431	28	23	63	2	9	2	0	1	8	5	1	14	3	0	0
2024	.217	.308	.478	.786	22	18	46	7	10	3	0	3	14	4	2	13	0	0	0
Career	.222	.304	.422	.726	146	134	374	42	83	15	0	20	75	33	13	104	5	8	1
• at Arizona State	.174	.250	.330	.580	50	41	109	9	19	5	0	4	22	9	3	27	3	0	0

SUN DEVIL HITTER NOTES


**25 AUDREY
LECLAIR**
UTL • L/R • 5-8 • Graduate
Phoenix, Ariz. / Phoenix Country Day / Michigan

.343 AVG	.867 OPS	0 HR	3 RBI
at Washington	3-7 .985 OPS	0 HR	0 RBI
Last 10	10-18 1.397 OPS	0 HR	2 RBI
Current Streak	1 game (3-4)		

- Is 10-for-17 with two doubles and four multi-hit games over last seven games with an at bat
- Posted the second three-hit game of her career by going 3-for-4 with a stolen base against GCU on Tuesday
- Went 2-for-2 with a double, triple, run, RBI, and stolen base against New Mexico State on February 25
- Has played first, second, third, and all three outfield positions this season

CAREER STATISTICS

SEASON	AVG	OBP	SLG	OPS	GP	GS	AB	R	H	2B	3B	HR	RBI	BB	HBP	SO	SF	SH	SB
2020 (Michigan)	.000	.000	.000	.000	11	0	0	2	0	0	0	0	0	0	0	0	0	0	1
2021 (Michigan)	.167	.167	.167	.333	31	0	6	7	1	0	0	0	1	0	0	0	0	0	4
2022 (Michigan)	.306	.344	.403	.747	50	43	124	28	38	5	2	1	14	7	0	5	0	3	10
2023 (Michigan)	.262	.299	.408	.707	48	47	130	17	34	6	2	3	15	7	0	6	0	1	9
2024	.343	.410	.457	.867	22	8	35	10	12	2	1	0	3	4	0	6	0	0	8
Career	.288	.329	.407	.736	162	98	295	64	85	13	5	4	33	18	0	17	0	4	32



**2 JADA
LEWIS**
OF • L/R • 5-5 • Freshman
Vallejo, Calif. / Centennial

.231 AVG	.683 OPS	0 HR	1 RBI
at Washington	0-0 .000 OPS	0 HR	0 RBI
Last 10	1-4 .500 OPS	0 HR	0 RBI
Current Streak	0-1 (1 game)		

- Recorded first career RBI and double against Seton Hall on February 23
- Finished 1-for-3 in a start against Idaho State on February 24
- Made her collegiate debut by starting in left field against Virginia Tech
- Notched first career hit with a single against Memphis

CAREER STATISTICS

SEASON	AVG	OBP	SLG	OPS	GP	GS	AB	R	H	2B	3B	HR	RBI	BB	HBP	SO	SF	SH	SB
2024	.231	.375	.308	.683	16	4	13	5	3	1	0	0	1	3	0	7	0	0	2


**13 KAYLA
LISSY**
INF • L/R • 5-5 • Senior
Valrico, Fla. / Durant / Ball State

.391 AVG	1.149 OPS	1 HR	12 RBI
at Washington	6-12 1.167 OPS	0 HR	1 RBI
Last 10	14-33 1.093 OPS	1 HR	5 RBI
Current Streak	0-4 (1 game)		

- Leads the Pac-12 with four triples and is third with eight doubles and ninth with 46 total bases
- Went 21-for-42 with seven multi-hit games during 13-game hitting streak from February 22-March 10
- Is sixth in the conference with 1.149 OPS despite being only player in top 15 with less than three home runs
- Ranks fourth in the Pac-12 with 11 stolen bases and has two games with multiple steals

CAREER STATISTICS

SEASON	AVG	OBP	SLG	OPS	GP	GS	AB	R	H	2B	3B	HR	RBI	BB	HBP	SO	SF	SH	SB
2021 (Ball St.)	.366	.432	.559	.991	51	47	145	43	53	4	9	2	18	14	3	25	0	1	18
2022 (Ball St.)	.330	.362	.509	.872	35	35	106	23	35	6	2	3	17	6	1	25	3	1	8
2023	.181	.244	.217	.461	38	37	83	5	15	0	0	1	1	6	1	28	0	2	3
2024	.391	.482	.667	1.149	25	25	69	19	27	8	4	1	12	10	3	15	1	0	11
Career	.323	.386	.494	.880	149	144	403	90	130	18	15	7	48	36	8	93	4	4	40
• at Arizona State	.276	.358	.421	.779	63	62	152	24	42	8	4	2	13	16	4	43	1	2	14

SUN DEVIL HITTER NOTES



41

MAKENZIE MACFARLANE

C/INF • R/R • 5-7 • Graduate
Rocklin, Calif. / Whitney / Utah State

.185 AVG	.503 OPS	0 HR	4 RBI
at Washington	0-3 .200 OPS	0 HR	1 RBI
Last 10	0-10 .083 OPS	0 HR	1 RBI
Current Streak	0-11 (8 games)		



Posted first multi-hit game of the season with a 2-for-3 performance against Ohio State on February 23



Had a double and two RBIs in game two of the doubleheader sweep of UTEP on February 21



Notched first hit as a Sun Devil with a 1-for-2 outing against St. Thomas while also driving in a run



Has an identical twin sister, Mazie, who plays softball at Maryland after the duo played together at Utah State

CAREER STATISTICS

SEASON	AVG	OBP	SLG	OPS	GP	GS	AB	R	H	2B	3B	HR	RBI	BB	HBP	SO	SF	SH	SB
2020 (Utah St.)	.306	.367	.458	.825	24	24	72	9	22	5	0	2	9	7	0	8	0	0	0
2021 (Utah St.)	.214	.298	.291	.588	40	40	117	5	25	3	0	2	11	13	1	10	0	1	0
2022 (Utah St.)	.236	.314	.274	.587	43	35	106	7	25	2	1	0	10	12	0	18	0	3	0
2023 (Utah St.)	.213	.310	.307	.617	44	44	127	22	27	6	0	2	15	17	1	14	0	1	0
2024	.185	.281	.222	.503	18	7	27	4	5	1	0	0	4	3	1	5	1	0	0
Career	.232	.315	.314	.629	169	150	449	47	104	17	1	6	49	52	3	55	1	5	0



00

MADDIE POMYKALSKI

UTL • R/R • 5-9 • Freshman
Frankfort, Ill. / Lincoln Way East / Texas

AVG	OPS	HR	RBI
	OPS	HR	RBI
Last 10	OPS	HR	RBI
Current Streak			



Joins the Sun Devils after taking a redshirt season at Texas in 2023



Expected to miss the season with an injury



Was listed at No. 75 in the nation and No. 14 among infielders in Extra Inning Softball's Class of 2022 Player Rankings



Hit .440 with 13 home runs, 22 doubles, seven triples and 52 RBIs in 59 games during 2021 spring/summer

CAREER STATISTICS

SEASON	AVG	OBP	SLG	OPS	GP	GS	AB	R	H	2B	3B	HR	RBI	BB	HBP	SO	SF	SH	SB
2023 (Texas)									Redshirt										
2024	.000	.000	.000	.000															



8

MARISSA SCHULD

RHP/UTL • R/R • 5-3 • Graduate
Scottsdale, Ariz. / Pinnacle / Arizona

.167 AVG	.476 OPS	0 HR	1 RBI
at Washington	0-1 .000 OPS	0 HR	0 RBI
Last 10	1-2 1.500 OPS	0 HR	0 RBI
Current Streak	0-1 (1 game)		



Delivered a pinch-hit double and scored a run against UC San Diego on March 1



Drove in a run with a sacrifice fly against Boise State

CAREER STATISTICS

SEASON	AVG	OBP	SLG	OPS	GP	GS	AB	R	H	2B	3B	HR	RBI	BB	HBP	SO	SF	SH	SB
2019 (Arizona)	.000	.000	.000	.000	9	2	4	1	0	0	0	0	0	0	0	1	0	0	0
2020 (Arizona)	.350	.435	.525	.960	17	15	40	6	14	1	0	2	6	3	3	7	0	0	0
2022	.211	.286	.368	.654	33	15	19	1	4	1	1	0	2	1	1	9	0	0	0
2023	.188	.257	.219	.476	33	12	32	6	6	1	0	0	5	2	1	4	0	0	0
2024	.167	.143	.333	.476	5	1	6	1	1	1	0	0	1	0	0	1	1	0	0
Career	.248	.319	.366	.685	97	45	101	15	25	4	1	2	14	6	5	22	1	0	0
• at Arizona State	.193	.254	.281	.535	71	28	57	8	11	3	1	0	8	3	2	14	1	0	0



SUN DEVIL HITTER NOTES



32 SAMANTHA SWAN

C/UTL • R/R • 5-3 • Freshman
Georgetown, Texas / Georgetown

.364 AVG	1.193 OPS	3 HR	9 RBI
at Washington	0-0 .000 OPS	0 HR	0 RBI
Last 10	1-3 1.666 OPS	1 HR	1 RBI
Current Streak	0-2 (2 games)		

- Homered in third consecutive pinch-hit at bat in the win over UC San Diego on March 1
- Sparked the team's rally against Ohio State with a pinch-hit three-run home run on February 23
- Hit first career home run as a pinch-hitter against Texas State on February 2
- Doubled in first career at bat and picked up first career RBI with sac fly in second plate appearance against St. Thomas

CAREER STATISTICS

SEASON	AVG	OBP	SLG	OPS	GP	GS	AB	R	H	2B	3B	HR	RBI	BB	HBP	SO	SF	SH	SB
2024	.364	.375	.818	1.193	13	7	22	7	8	1	0	3	9	1	0	1	1	0	1



17 JORDYN VANHOOK

INF • R/R • 5-10 • Graduate
Woodland Hills, Calif. / El Camino Real Charter

.324 AVG	.834 OPS	1 HR	9 RBI
at Washington	2-9 .444 OPS	0 HR	1 RBI
Last 10	9-22 1.094 OPS	1 HR	8 RBI
Current Streak	0-2 (1 game)		

- Has driven in a run in each of the team's last two games
- Has five multi-hit games on the season, including three straight during the ASU Invitational
- Reached base in nine consecutive plate appearances during four game span from February 24-March 1
- Hit first home run of the season – and 25th of her career – to tie the game with North Florida on March 2

CAREER STATISTICS

SEASON	AVG	OBP	SLG	OPS	GP	GS	AB	R	H	2B	3B	HR	RBI	BB	HBP	SO	SF	SH	SB
2020	.462	.529	1.154	1.683	14	1	13	7	6	0	0	3	7	2	1	2	1	0	0
2021	.171	.286	.343	.629	22	9	35	7	6	0	0	2	9	6	0	12	1	0	2
2022	.176	.263	.176	.440	20	1	17	5	3	0	0	0	2	1	1	7	0	0	0
2023	.293	.379	.767	1.146	48	47	133	29	39	6	0	19	35	18	1	41	1	1	0
2024	.324	.375	.459	.834	18	16	37	2	12	2	0	1	9	3	0	10	0	0	0
Career	.281	.365	.634	.999	122	74	235	50	66	8	0	25	62	30	3	72	3	1	2



SUN DEVIL HITTER NOTES


3 LIBBY WALSH
INF • R/R • 5-7 • Freshman
 Plainville, Mass. / King Philip Regional

.228 AVG	.646 OPS	1 HR	13 RBI
at Washington	1-8 .347 OPS	0 HR	1 RBI
Last 10	5-26 .519 OPS	0 HR	4 RBI
Current Streak	2 games (2-7, RBI)		

- Finished 2-for-3 with two runs and two RBIs against UC San Diego on March 1
- Had two hits, including a double and an RBI in game one of UTEP doubleheader on February 21
- Connected on her first career home run in first multi-hit game against Illinois State
- Has taken over at second base with 22 consecutive starts at the position

CAREER STATISTICS

SEASON	AVG	OBP	SLG	OPS	GP	GS	AB	R	H	2B	3B	HR	RBI	BB	HBP	SO	SF	SH	SB
2024	.228	.313	.333	.646	25	23	57	11	13	1	1	1	13	4	3	15	0	2	4


44 TANYA WINDLE
OF • L/R • 5-6 • Sophomore
 Peoria, Ariz. / Cactus / Utah Tech

.415 AVG	.989 OPS	0 HR	16 RBI
at Washington	3-8 1.125 OPS	0 HR	4 RBI
Last 10	10-24 1.129 OPS	0 HR	10 RBI
Current Streak	2 games (6-7, 4 2B, 8 RBI)		

- Sits sixth in the Pac-12 with her .415 batting average and is 11th with 27 hits
- Has posted consecutive games with three hits and four RBIs entering the weekend
- Tied the ASU record with three doubles in the team's win over No. 5 Washington on Sunday
- Her .427 career batting average is fourth among active NCAA players with a minimum 100 at bats

CAREER STATISTICS

SEASON	AVG	OBP	SLG	OPS	GP	GS	AB	R	H	2B	3B	HR	RBI	BB	HBP	SO	SF	SH	SB
2023 (Utah Tech)	.432	.505	.636	1.141	53	53	176	53	76	10	7	4	33	22	6	12	2	1	16
2024	.415	.451	.538	.989	22	21	65	16	27	6	1	0	16	3	2	5	1	0	7
Career	.427	.491	.610	1.101	75	74	241	69	103	16	8	4	49	25	8	17	3	1	23



SUN DEVILS IN THE CIRCLE

	W-L	ERA	IP	H	R	ER	BB	SO	BAA	WHIP
Starters	10-6	4.57	101.0	131	76	66	45	87	.306	1.74
Relievers	6-3	2.65	66.0	64	36	25	18	54	.256	1.24
BY MONTH	W-L	ERA	IP	H	R	ER	BB	SO	BAA	WHIP
February	11-6	4.20	115.0	141	88	69	39	99	.294	1.57
March	5-3	2.96	52.0	54	24	22	24	42	.271	1.50
April										
May										
BY LOCATION	W-L	ERA	IP	H	R	ER	BB	SO	BAA	WHIP
Home	15-7	3.74	148.0	171	100	79	51	126	.283	1.50
Away	1-2	4.42	19.0	24	12	12	12	15	.324	1.89
Neutral										
BY OPPONENT	W-L	ERA	IP	H	R	ER	BB	SO	BAA	WHIP
Arizona										
ASU Invitational	3-1	2.15	26.0	23	10	8	11	24	.237	1.31
California										
Grand Canyon	1-0	2.00	7.0	7	2	2	1	3	.250	1.14
Kajikawa Classic	2-2	2.96	26.0	26	13	11	13	35	.257	1.50
Littlewood Classic	3-2	5.55	29.0	39	24	23	10	19	.310	1.69
Oregon										
Oregon State										
San Diego										
Stanford										
Sun Devil Classic	4-2	3.96	46.0	57	39	26	12	38	.302	1.50
UCLA										
Utah										
UTEP	2-0	4.50	14.0	19	12	9	4	7	.302	1.64
Washington	1-2	4.42	19.0	24	12	12	12	15	.324	1.89

STRIKEOUTS & WALKS

PITCHER	K	K%	KL	KL%	K/7	SEASON HIGH	CAREER HIGH	BB	BB%	K/BB
Jones	38	18.18%	12	31.58%	5.91	6	12	16	7.66%	2.38
Lauppe	7	10.14%	0	0.00%	3.77	3	3	7	10.14%	1.00
Magee	20	28.17%	3	15.00%	9.55	11	11	11	15.49%	1.82
Osborne	52	20.55%	4	7.69%	6.42	10	10	18	7.11%	2.89
Schuld	24	14.04%	3	12.50%	4.46	5	10	11	6.43%	2.18
TEAM TOTALS	141	18.24%	22	15.60%	5.91			63	8.15%	2.24

K% = K/BF KL% = KL/K BB% = BB/BF

SCORELESS INNINGS

SCORELESS INNINGS PITCHED	Total
Mac Osborne	33
Deborah Jones	32
Marissa Schuld	30
Kylee Magee	10
Meika Lauppe	6
TOTAL	111

SCORELESS INNINGS STREAK	Active	Season	Career
Deborah Jones	2.0	8.1	12.0
Meika Lauppe	2.0	2.1	2.1
Kylee Magee	5.0	5.2	6.2
Mac Osborne	1.0	7.2	12.0
Marissa Schuld		7.0	16.2

PERFECT INNINGS PITCHED	Total
Mac Osborne	12
Deborah Jones	10
Marissa Schuld	10
Kylee Magee	1
Meika Lauppe	
TOTAL	33

SUN DEVILS IN THE CIRCLE

INDIVIDUAL BREAKDOWN

STARTING PITCHERS *Stats are for starts only.*

PITCHER	GS	IP	IP/ GS	TP/ GS	W-L	ERA	BAA	WHIP	BB/7	K/7	AFTER LOSS
Deborah Jones	6	18.2	3.11	81.00	2-3	7.13	.318	2.41	4.13	7.50	0-2
Meika Lauppe	1	5.0	5.00	87.00	1-0	5.60	.400	2.40	2.80	4.20	0-0
Kylee Magee	4	12.2	3.17	71.50	1-1	3.32	.255	1.82	5.53	9.39	1-0
Mac Osborne	8	29.2	3.71	62.25	4-2	4.25	.305	1.75	2.83	8.26	4-0
Marissa Schuld	6	28.0	4.67	78.50	2-0	4.75	.298	1.57	2.50	3.00	1-0
TOTALS	25	94.0	3.76	73.12	10-6	4.91	.306	1.87	3.35	6.48	6-2

INNINGS	TEAM	Jones	Lauppe	Magee	Osborne	Schuld
0.0-3.2	11 (6-5)	2 (1-1)		3 (1-2)	4 (2-2)	2 (2-0)
4.0-4.2	5 (3-2)	3 (1-2)			1 (1-0)	1 (1-0)
5.0-5.2	4 (3-1)		1 (1-0)		3 (2-1)	
6.0-6.2	1 (1-0)					1 (1-0)
7.0+	4 (3-1)	1 (1-0)		1 (0-1)		2 (2-0)
Total Starts	25 (16-9)	6 (3-3)	1 (1-0)	4 (1-3)	8 (5-3)	6 (6-0)
Run Support	101	18	13	9	42	19
RS/7	7.52	6.75	18.20	4.97	9.91	4.75


FROM THE BULLPEN *Stats are for relief appearances only.*

PITCHER	APP	IP	W-L	SV	ERA	BAA	WHIP	BB/7	K/7	1ST BATTER FACED				INHERITED RUNNERS		
										AB	H	AVG	K	RI	LOB	PCT
Deborah Jones	6	19.1	2-0	1	3.26	.273	1.34	1.81	6.52	6	2	.333	4	8	6	.750
Meika Lauppe	5	8.0	1-0	0	0.88	.343	2.13	4.38	3.50	3	0	.000	0	5		.000
Kylee Magee	2	2.0	0-0	2	0.00	.200	1.00	3.50	10.50	0	0	---	0	3	3	1.000
Mac Osborne	9	27.0	3-1	0	2.59	.211	0.96	1.56	4.41	9	2	.222	1	3	2	.667
Marissa Schuld	5	9.2	0-2	1	3.62	.263	1.14	0.72	8.69	5	0	.000	3	8	6	.750
TOTALS	27	66.0	6-3	4	2.65	.256	1.24	1.91	5.73	23	4	.174	8	27	17	.630



10 KENZIE BROWN

9 CAREER

 Logged a career-high nine strikeouts and also had her first career shutout and complete game against Memphis in her Sun Devil debut

SEASON	ERA	WHIP	BAVG	K/7	W	L	APP	GS	CG	SHO	SV	IP	H	R	ER	BB	SO	2B	3B	HR
2022 (Tulsa)	6.78	2.16	.285	5.98	3	7	22	9	0	0	0	52.2	63	66	51	51	45	16	2	9
2023	4.35	1.59	.245	7.19	10	2	31	4	1	1	0	74.0	71	57	46	47	76	4	1	9
2024	0.00	0.00	.000	0.00																
Career	5.36	1.83	.262	6.69	13	9	53	13	1	1	0	126.2	134	123	97	98	121	20	3	18
• at Arizona State	4.35	1.59	.245	7.19	10	2	31	4	1	1	0	74.0	71	57	46	47	76	4	1	9



14 DEBORAH JONES

32 CAREER

 Earned her first win of the season with 5.1 innings of relief against UTEP on February 21

SEASON	ERA	WHIP	BAVG	K/7	W	L	APP	GS	CG	SHO	SV	IP	H	R	ER	BB	SO	2B	3B	HR
2020 (Ball State)	1.63	1.19	.221	5.61	7	2	14	11	4	2	0	68.2	55	23	16	27	55	6	1	3
2021 (Ball State)	3.64	1.56	.261	4.95	12	7	30	16	6	2	3	111.2	114	72	58	60	79	22	0	8
2022 (Ball State)	2.52	1.37	.225	6.29	6	8	25	17	8	3	1	105.2	91	57	38	54	95	14	0	6
2023	3.13	1.57	.281	5.33	2	1	15	0	0	0	0	22.1	25	12	10	10	17	4	0	0
2024	4.36	1.58	.299	5.91	4	3	12	6	1	0	1	45.0	55	33	28	16	38	8	0	6
Career	2.97	1.43	.249	5.63	31	21	96	50	19	7	5	353.1	340	197	150	167	284	54	1	23
• at Arizona State	3.95	1.57	.293	5.72	6	4	27	6	1	0	1	67.1	80	45	38	26	55	12	0	6

date	opponent	gs	dec	ip	h	r	er	bb	k	np
F16	Virginia Tech	*	L	3.1	9	9	9	2	1	85
F21	UTEP-1		W	5.1	8	6	4	2	4	111
F22	Texas State			3.2	4	3	2	2	5	70
F23	Seton Hall		S	2.0	2	0	0	0	3	27
F24	Utah Valley	*		3.1	4	3	3	2	2	65
F25	New Mexico State			3.1	4	3	3	0	2	47
M1	James Madison	*	W	4.0	4	2	0	1	5	63
M2	North Florida		W	3.0	2	0	0	1	2	50
M2	Omaha			2.0	1	0	0	0	2	37
M8	at Washington	*	L	4.0	6	3	3	2	3	79
M9	at Washington	*	L	4.0	4	2	2	3	6	89
M12	Grand Canyon	*	W	7.0	7	2	2	1	3	105





SUN DEVIL PITCHER NOTES



27 MEIKA LAUPPE

RHP • R/R • 5-10 • Freshman
Pleasant Grove, Calif. / East Nicolaus

2.69 ERA 2.23 WHIP 2-0 W-L

.367 OPP AVG 3.77 K/7 3.77 BB/7

5+ Strikeouts SEASON CAREER

4+ IP & 2 ER of less SEASON CAREER

Tied her season-high with three strikeouts in two scoreless innings against UC San Diego on March 1

Allowed one run in 2.2 innings of relief to earn the win over Utah Valley on February 24

Earned first career with – in first career start – by recording three strikeouts against Memphis on February 17

Held No. 21 Virginia Tech scoreless in 1.2 innings of relief on February 16

CAREER STATISTICS

SEASON	ERA	WHIP	BAVG	K/7	W	L	APP	GS	CG	SHO	SV	IP	H	R	ER	BB	SO	2B	3B	HR
2024	2.69	2.23	.367	3.77	2	0	6	1	1	0	0	13.0	22	10	5	7	7	8	0	0

date	opponent	gs	dec	ip	h	r	er	bb	k	np
F9	St. Thomas (MN)			0.2	1	0	0	2	1	21
F16	Virginia Tech			1.2	2	0	0	1	0	17
F17	Memphis	*	W	5.0	10	5	4	2	3	87
F22	Texas State			1.0	4	4	0	0	0	16
F24	Utah Valley	W		2.2	2	1	1	0	0	33
M1	UC San Diego			2.0	3	0	0	2	3	61



31 KYLEE MAGEE

RHP • R/R • 5-9 • Sophomore
Anaheim, Calif. / Canyon

2.86 ERA 1.70 WHIP 1-1 W-L

.250 OPP AVG 9.55 K/7 5.25 BB/7

5+ Strikeouts 1 SEASON 5 CAREER

4+ IP & 2 ER of less 1 SEASON 7 CAREER

Returned from injury to record saves in back-to-back games against James Madison (March 1) and North Florida (March 2)

Saves came after making just one relief appearance in all of 2023 season

Allowed just two runs with a career-high 11 strikeouts in a complete game outing against No. 20 Northwestern

It was the first time a Sun Devil pitcher had 10-plus strikeouts in a game since March 15, 2022

CAREER STATISTICS

SEASON	ERA	WHIP	BAVG	K/7	W	L	APP	GS	CG	SHO	SV	IP	H	R	ER	BB	SO	2B	3B	HR
2023	3.64	1.79	.278	5.51	4	6	21	20	3	2	0	75.0	82	54	39	52	59	12	1	4
2024	2.86	1.70	.250	9.55	1	1	6	4	1	0	2	14.2	14	6	6	11	20	1	0	4
Career	3.51	1.77	.274	6.17	5	7	27	24	4	2	2	89.2	96	60	45	63	79	13	1	8

date	opponent	gs	dec	ip	h	r	er	bb	k	np
F9	Northwestern	*	L	7.0	7	2	2	5	11	151
F10	Boise State	*		2.2	5	4	4	1	2	65
F16	Illinois State	*	W	3.0	1	0	0	2	4	59
M1	James Madison		S	1.0	0	0	0	1	3	19
M2	North Florida		S	1.0	1	0	0	0	0	6
M2	Omaha	*		0.0	0	0	0	2	0	11



SUN DEVIL PITCHER NOTES



11 MAC OSBORNE

RHP • R/R • 5-9 • Senior
Richlands, Va. / Richlands / Virginia Tech

3.46 ERA **1.38 WHIP** **7-3 W-L**

.265 OPP AVG **6.42 K/7** **2.22 BB/7**

5+ Strikeouts **4 SEASON** **10 CAREER**

4 IP & 2 ER of less **5 SEASON** **18 CAREER**

- Among the Pac-12 leaders with eight starts (9th), seven wins (4th), 56.2 innings (10th), and 52 strikeouts (7th)
- Pithed three scoreless innings without allowing hit and four strikeouts against UC San Diego on March 1
- Earned the win against Seton Hall on February 23 by holding the Pirates to two runs on 5.0 innings with six strikeouts
- Set a career high with 10 strikeouts while allowing only two hits in a complete game victory over Maine on February 10

CAREER STATISTICS

SEASON	ERA	WHIP	BAVG	K/7	W	L	APP	GS	CG	SHO	SV	IP	H	R	ER	BB	SO	2B	3B	HR
2021 (Va. Tech)	2.76	1.16	.247	3.37	2	1	15	5	1	0	0	45.2	43	21	18	10	22	6	1	7
2022 (Va. Tech)	4.88	1.60	.259	4.40	2	0	6	1	0	0	0	14.1	14	10	10	9	9	3	0	2
2023	3.82	1.59	.270	5.06	4	11	23	19	4	3	0	84.1	93	60	46	41	61	10	1	6
2024	3.46	1.38	.265	6.42	7	3	17	8	1	0	0	56.2	60	38	28	18	52	13	1	1
Career	3.55	1.43	.263	5.01	15	15	61	33	6	3	0	201.0	210	129	102	78	144	32	3	16
• at Arizona State	3.67	1.50	.268	5.61	11	14	40	27	5	3	0	141.0	153	98	74	59	113	23	2	7

date	opponent	gs	dec	ip	h	r	er	bb	k	np
F9	St. Thomas (MN)	*	W	4.0	6	4	4	4	4	84
F10	Maine	*	W	5.0	2	1	0	1	10	67
F15	BYU		W	5.0	3	1	1	0	1	68
F16	Illinois State			2.0	0	0	0	0	1	22
F17	Cal State Fullerton	*		5.2	7	2	2	2	5	91
F21	UTEP-1	*		1.2	7	6	5	1	1	47
F22	Texas State	*	L	2.1	9	5	2	0	2	42
F23	Seton Hall	*	W	5.0	4	2	2	3	6	84
F23	Ohio State		W	5.1	3	4	1	1	5	66
F24	Idaho State		W	2.0	0	0	0	1	2	25
F25	New Mexico State	*	L	3.0	5	5	3	0	3	51
M1	UC San Diego	*	W	3.0	0	0	0	1	4	32
M1	James Madison			2.0	0	0	0	1	3	40
M2	North Florida			1.2	4	1	1	0	0	23
M2	Omaha		L	5.0	5	3	3	1	1	68
M8	at Washington			2.0	3	2	2	1	2	44
M9	at Washington			2.0	2	2	2	1	2	39



8 MARISSA SCHULD

RHP/UTL • R/R • 5-3 • Graduate
Scottsdale, Ariz. / Pinnacle / Arizona

4.46 ERA **1.46 WHIP** **2-2 W-L**

.289 OPP AVG **4.46 K/7** **2.04 BB/7**

5+ Strikeouts **1 SEASON** **10 CAREER**

4 IP & 2 ER of less **3 SEASON** **16 CAREER**

- Recorded her second complete game of the season while holding No. 5 Washington to three runs in the series finale
- Pitched her second career shutout with just four hits allowed in game two of the UTEP doubleheader on February 21
- Earned her first save of the season – and ninth of her career – in the win over St. Thomas on February 10
- Is tied for 14th among active NCAA pitchers with her nine career saves and the total is fifth in Sun Devil history

CAREER STATISTICS

SEASON	ERA	WHIP	BAVG	K/7	W	L	APP	GS	CG	SHO	SV	IP	H	R	ER	BB	SO	2B	3B	HR
2019 (Arizona)	0.48	0.95	.232	3.82	2	0	5	2	0	0	0	14.2	13	4	1	1	8	0	0	0
2020 (Arizona)	0.00	0.67	.182	4.67	0	0	3	0	0	0	0	3.0	2	0	0	0	2	1	0	0
2022	2.09	0.90	.215	7.48	10	2	27	10	4	1	3	87.0	70	31	26	8	93	10	1	12
2023	3.93	1.30	.267	5.01	2	6	25	5	1	0	5	51.2	55	32	29	12	37	11	2	8
2024	4.46	1.46	.289	4.46	2	2	11	6	2	1	1	37.2	44	25	24	11	24	5	1	10
Career	2.89	1.11	.245	5.92	16	10	71	23	7	2	9	194.0	184	92	80	32	164	27	4	30
• at Arizona State	3.14	1.13	.247	6.11	14	10	63	21	7	2	9	176.1	169	88	79	31	154	26	4	30

date	opponent	gs	dec	ip	h	r	er	bb	k	np
F9	St. Thomas (MN)		S	2.1	1	0	0	0	2	33
F10	Boise State		L	4.1	4	2	1	0	5	66
F15	BYU	*		2.0	5	5	5	0	0	49
F17	Cal State Fullerton		L	1.1	2	2	2	1	4	30
F21	UTEP-2	*	W	7.0	4	0	0	1	2	84
F23	Ohio State	*		4.2	7	6	6	2	4	88
F24	Utah Valley			1.0	1	0	0	0	0	9
F24	Idaho State	*		6.0	6	1	1	1	3	79
F25	New Mexico State			0.2	2	2	2	0	1	21
M2	North Florida	*		1.1	3	4	4	1	1	26
M10	at Washington	*	W	7.0	9	3	3	5	2	145



TOP GAME CHANGING PLAYS OF SEASON

Win probability calculations courtesy D1Softball.com and 6-4-3 Charts

Date	Opponent	Score	Inn	Bases	Outs	Play	Before	After	Change	Final
Feb 16	BYU	0-2	B1	Loaded	2	Kinch grand slam	33.78	79.54	45.76	10-6
Feb 23	Ohio State	6-7	B8	2nd	1	Walsh RBI single	30.70	72.73	42.03	12-10
Feb 23	Ohio State	5-6	B7	1st & 3rd	2	Lissy RBI single	22.30	60.87	38.57	12-10
Feb 23	Ohio State	10-10	B10	1st	1	Kinch 2-run home run	66.20	100.00	33.80	12-10
Mar 2	North Florida	2-5	B3	1st & 2nd	2	VanHook 3-run home run	22.42	55.14	32.72	6-5
Feb 23	Ohio State	7-9	B9	2nd & 3rd	0	Hall 2-run single	46.40	74.59	28.19	12-10
Feb 21	UTEP-1	4-6	B3	2nd & 3rd	1	Lissy 2-run triple	43.35	71.24	27.89	13-12
Mar 1	James Madison	0-2	B4	1st	1	Lissy 2-run home run	28.86	55.79	26.93	5-2
Feb 21	UTEP-2	0-0	T3	Loaded	2	Schuld forces fly out	51.26	77.28	26.02	3-0
Mar 12	Grand Canyon	0-0	B1	Loaded	2	Windle 3-run double	63.13	89.11	25.98	8-2
Mar 2	North Florida	5-5	B4	1st	2	LeClair RBI double	56.05	79.27	23.22	6-5
Mar 8	at Washington	0-0	T1	Empty	1	Hall solo home run	31.05	53.02	21.97	2-5
Feb 23	Seton Hall	0-1	B5	2nd	1	Lewis RBI double	46.52	68.26	21.74	4-2
Feb 10	Maine	0-0	B2	1st	1	Cunningham 2-run home run	63.26	84.79	21.53	9-1
Feb 23	Seton Hall	1-1	B5	2nd	2	Acuña RBI single	61.14	82.10	20.96	4-2
Mar 2	Omaha	0-2	B3	1st	2	Windle RBI triple	26.93	47.89	20.96	1-3
Mar 10	at Washington	1-1	T3	1st	0	Lissy RBI double	46.66	67.57	20.91	9-3
Feb 23	Ohio State	9-10	B10	3rd	1	Walsh RBI single	45.88	66.20	20.32	12-10
Feb 25	New Mexico State	2-2	B2	2nd	2	Acuña 2-run home run	62.26	82.31	20.05	8-10
Feb 25	New Mexico State	6-6	B5	2nd	2	LeClair RBI triple	60.28	80.22	19.94	8-10
Mar 10	at Washington	2-1	T3	1st & 2nd	1	Windle 2-run double	61.28	80.09	18.81	9-3
Feb 16	Illinois State	0-0	B1	1st	0	Denby single, advanced to third on error, Windle scores	73.75	92.45	18.70	8-0
Feb 25	New Mexico State	0-2	B1	1st	2	Denby RBI triple	31.10	49.72	18.62	8-10
Mar 1	James Madison	2-2	B4	2nd	2	Walsh RBI triple	58.74	77.16	18.42	5-2
Feb 9	St. Thomas	0-2	B1	2nd	0	Denby solo home run	50.66	68.86	18.20	9-4
Feb 23	Ohio State	4-6	B7	1st & 2nd	1	Windle single & advance on throw, LeClair advances to 3rd	20.82	37.95	17.13	12-10
Feb 21	UTEP-1	3-6	B3	1st & 2nd	1	Acuña reaches on FC, Hall scores on error	26.76	43.70	16.94	13-12
Feb 25	New Mexico State	1-2	B1	3rd	1	Lissy RBI triple	49.72	66.03	16.31	8-10
Feb 16	BYU	8-5	T6	Loaded	0	Osborne induces 6-4-3 double play	73.12	89.25	16.13	10-6
Feb 17	Memphis	2-3	B1	Loaded	1	Swan RBI single	63.31	79.04	15.73	13-5
Feb 9	St. Thomas	0-0	T1	2nd	0	Swan throws out base stealer	42.60	57.99	15.39	9-4
Feb 24	Idaho State	1-1	B8	Loaded	1	Cunningham grand slam	84.66	100.00	15.34	5-1
Feb 21	UTEP-1	0-2	B1	2nd	0	Denby 2-run home run	49.04	64.25	15.21	13-12
Mar 10	at Washington	0-1	T2	1st & 2nd	2	Walsh RBI single	24.87	39.93	15.06	9-3

LOWEST WIN PROBABILITY IN VICTORIES

Date	Opponent	Score	Inn	Bases	Outs	Low %	Date	Opponent	Score	Inn	Bases	Outs	Low %
Feb 9	St. Thomas	0-2	T1	2nd	2	31.63	Feb 23	Ohio State	0-6	T5	Empty	2	0.77
Feb 10	Maine	0-0	T1	1st	0	53.60	Feb 24	Utah Valley	0-0	T1	Empty	0	58.19
Feb 16	BYU	0-2	T1	1st	1	25.33	Feb 24	Idaho State	1-1	T8	2nd	0	44.47
Feb 16	Illinois State	0-0	T1	1st & 2nd	2	61.67	Mar 1	UC San Diego	0-0	B1	1st	2	62.05
Feb 17	Memphis	0-3	B1	Empty	1	24.44	Mar 1	James Madison	0-2	T3	2nd	0	17.09
Feb 21	UTEP-1	3-6	B2	Empty	0	15.01	Mar 2	North Florida	2-5	T3	2nd	0	12.00
Feb 21	UTEP-2	0-0	T3	1st & 2nd	1	45.97	Mar 10	at Washington	0-1	B1	1st	1	14.40
Feb 23	Seton Hall	0-1	B4	2nd	2	34.01	Mar 12	Grand Canyon	0-0	T1	Empty	0	52.10



HIGHS & LOWS

TEAM BATTING

Most Runs - Sun Devils	15	vs. UC San Diego (Mar 1)
Most Runs - Opp	12	(2x) vs. Texas State (Feb 22)
Most Runs - Both Teams	25	vs. UTEP-1 (Feb 21)
Most Runs - Inning - Sun Devils	10	vs. Memphis (Feb 17)
Most Runs - Inning - Opp	6	vs. Texas State (Feb 22)
Most Hits - Sun Devils	15	vs. UC San Diego (Mar 1)
Most Hits - Opp	15	vs. UTEP-1 (Feb 21)
Most Hits - Both Teams	28	vs. UTEP-1 (Feb 21)
Fewest Hits - Sun Devils	2	vs. Virginia Tech (Feb 16)
Most Extra-Base Hits - Sun Devils	8	vs. New Mexico State (Feb 25)
Most Extra-Base Hits - Opp	6	vs. Virginia Tech (Feb 16)
Most Singles - Sun Devils	10	(2x) vs. Ohio State (Feb 23)
Most Doubles - Sun Devils	5	vs. Boise State (Feb 10)
Most Triples - Sun Devils	3	vs. New Mexico State (Feb 25)
Most Home Runs - Sun Devils	3	vs. UC San Diego (Mar 1)
Most Home Runs - Opp	4	vs. Boise State (Feb 10)
Most Stolen Bases - Sun Devils	6	vs. Memphis (Feb 17)
Most Stolen Bases - Opp	3	(3x) at Washington (Mar 10)
Most Left on Base - Sun Devils	13	vs. Cal State Fullerton (Feb 17)
Most Left on Base - Opp	10	(3x) at Washington (Mar 10)

TEAM PITCHING & DEFENSE

Most Strikeouts - Sun Devils	11	(2x) vs. James Madison (Mar 1)
Most Strikeouts - Opp	11	(2x) vs. Ohio State (Feb 23)
Fewest Strikeouts - Sun Devils	1	(2x) vs. Virginia Tech (Feb 16)
Fewest Strikeouts - Opp	1	(2x) vs. UTEP-2 (Feb 21)
Most Walks - Sun Devils	6	vs. St. Thomas (Feb 9)
Most Walks - Opp	6	(4x) vs. UTEP-1 (Feb 21)
Fewest Walks - Sun Devils	0	(2x) vs. New Mexico State (Feb 25)
Fewest Walks - Opp	1	(7x) vs. Grand Canyon (Mar 12)
Fewest Hits Allowed - Sun Devils	1	vs. Illinois State (Feb 16)
Most Errors - Sun Devils	3	vs. Texas State (Feb 22)
Most Errors - Opp	3	vs. UTEP-1 (Feb 21)
Most Double Plays - Sun Devils	2	vs. St. Thomas (Feb 9)
Most Double Plays - Opp	2	vs. Utah Valley (Feb 24)

TEAM MISCELLANEOUS

Longest Winning Streak	4	Feb 23 – Feb 24
Longest Losing Streak	3	Mar 2 – Mar 9
Longest Game - Innings	10	vs. Ohio State (Feb 23)
Longest Game - Time (Overall)	3:11	vs. Ohio State (Feb 23)
Longest Game - Time (7-inn game)	3:03	at Washington (Mar 10)
Shortest Game - Time (Overall)	1:21	vs. Illinois State (Feb 16)
Shortest Game - Time (7-inn game)	1:56	vs. Omaha (Mar 2)
Largest Crowd (Home)	1478	vs. Grand Canyon (Mar 12)
Largest Crowd (Road)	1629	at Washington (Mar 9)
Consecutive Games - Home Run	7	Feb 23 – Mar 2
Consecutive Games - XBH	22	Feb 9 – Mar 9
Consecutive Games - Stolen Base	9	Feb 23 – Mar 2
Consecutive Errorless Games	1	(6x) Mar 8

INDIVIDUAL BATTING

At Bats	5 (5x)	Kayla Lissy at Washington (Mar 10)
Most Runs	3 (5x)	Yannixa Acuña vs. Utah Valley (Feb 24)
Most Hits	3 (14x)	Tanya Windle vs. Grand Canyon (Mar 12)
Most RBIs	4 (6x)	Tanya Windle vs. Grand Canyon (Mar 12)
Most Doubles	3	Tanya Windle at Washington (Mar 10)
Most Triples	1 (11x)	Tanya Windle vs. Omaha (Mar 2)
Most Home Runs	2	Alesia Denby vs. St. Thomas (Feb 9)
Most Total Bases	8	Alesia Denby vs. St. Thomas (Feb 9)
Most Walks	3	Kelsey Hall vs. UTEP-1 (Feb 21)
Most Stolen Bases	2 (9x)	Audrey LeClair at Washington (Mar 10)

INDIVIDUAL FIELDING

Most Putouts	13	Shannon Cunningham vs BYU (Feb 15)
Most Assists	6	Kayla Lissy vs. Ohio State (Feb 23)
Most Errors	2 (2x)	Kayla Lissy vs Cal State Fullerton (Feb 17)

INDIVIDUAL PITCHING

Most Strikeouts	11	Kylee Magee vs Northwestern (Feb 9)
Most IP	7.0 (4x)	Deborah Jones vs. Grand Canyon (Mar 12)
Fewest Hits - CG	2	Osborne,Mac vs Maine (Feb 10)
Most Hits Allowed	10	Meika Lauppe vs Memphis (Feb 17)
Most Runs Allowed	9	Deborah Jones vs Virginia Tech (Feb 16)
Most ER Allowed	9	Deborah Jones vs Virginia Tech (Feb 16)
Most Walks	5 (2x)	Marissa Schuld at Washington (Mar 10)

THE LAST TIME

BATTING

AN ASU TEAM

Had 10+ hits	10 vs. Grand Canyon (3/12/24)
Had 15+ hits	15 vs. UC San Diego (3/1/24)
Scored 5+ runs	8 vs. Grand Canyon (3/12/24)
Scored 10+ runs	15 vs. UC San Diego (3/1/24)
Scored 15+ runs	15 vs. UC San Diego (3/1/24)
Scored 20+ runs	21 vs. Grand Canyon (4/6/21)
Hit 4+ doubles	4 at Washington (3/10/24)
Hit a triple	vs. Omaha (3/2/24)
Hit 2+ triples	3 vs. New Mexico State (2/25/24)
Hit 2+ home runs	2 vs. North Florida (3/2/24)
Hit 3+ home runs	3 vs. UC San Diego (3/1/24)
Hit 4+ home runs	4 vs. Boise State (3/4/23)
Hit 5+ home runs	6 vs. UTEP (3/6/21)
Hit 6+ home runs	6 vs. UTEP (3/6/21)
Stole 4+ bases	4 at Washington (3/10/24)
10+ Runners LOB	10 at Washington (3/10/24)

A SUN DEVIL PLAYER

Had 3+ hits	Tanya Windle [3] vs. Grand Canyon (3/12/24)
Had 4+ hits	Jazmine Hill [4] vs. Northwestern (5/28/22)
Scored 3+ runs	Yannixa Acuns [3] vs. Utah Valley (2/24/24)
Scored 4+ runs	Jazmine Hill [4] vs. Illinois State (2/19/22)
Had 3+ RBIs	Tanya Windle [4] vs. Grand Canyon (3/12/24)
Had 4+ RBIs	Tanya Windle [4] vs. Grand Canyon (3/12/24)
Had 5+ RBIs	Jazmine Hill [7] vs. Michigan State (3/4/23)
Had 6+ RBIs	Jazmine Hill [7] vs. Michigan State (3/4/23)
Had 7+ RBIs	Jazmine Hill [7] vs. Michigan State (3/4/23)
Hit 2+ doubles	Tanya Windle [3] at Washington (3/10/24)
Hit a triple	Tanya Windle vs. Omaha (3/2/24)
Hit 2+ triples	Makenna Harper [2] vs. CSUN (2/9/23)
Hit 2+ home runs	Alesia Denby [2] vs. St. Thomas (2/9/24)
Hit walk-off home run	Shannon Cunningham vs. Idaho State (2/24/24)
Hit a grand slam	Shannon Cunningham vs. Idaho State (2/24/24)
Led off 1st inn. with HR	Yanni Acuña at California (3/24/23)
Stole 3+ bases	Yanni Acuña [5] at Utah (4/8/23)
Stole 4+ bases	Yanni Acuña [5] at Utah (4/8/23)
Stole 5+ bases	Yanni Acuña [5] at Utah (4/8/23)
Drew 3+ walks	Kelsey Hall [3] vs. UTEP-1 (2/21/24)
Drew 4+ walks	Cheyenne Coyle [4] vs. Arizona (3/30/14)

AN OPPOSING TEAM

Had 10+ hits	10 vs. North Florida (3/2/24)
Had 15+ hits	17 vs. Texas State (2/22/24)
Scored 5+ runs	5 at Washington (3/8/24)
Scored 10+ runs	10 vs. New Mexico State (2/25/24)
Scored 15+ runs	15 vs. Arizona (4/17/21)
Hit 4+ doubles	4 vs. Memphis (2/17/24)
Hit a triple	vs. Omaha (3/2/24)
Hit 2+ triples	2 vs. Washington (3/31/23)
Hit 2+ home runs	2 vs. New Mexico State (2/25/24)
Stole 4+ bases	4 vs. Washington (4/2/23)
10+ Runners LOB	10 at Washington (3/10/24)

AN OPPOSING PLAYER

Had 3+ hits	Logan Jackson [3] vs. North Florida (3/2/24)
Had 4+ hits	Megan Grant [4] at UCLA (4/21/23)
Scored 3+ runs	Dezianna Patmon [3] vs. New Mexico State (2/25/24)
Had 3+ RBIs	Dezianna Patmon [4] vs. New Mexico State (2/25/24)
Hit 2+ doubles	Madison Berner [2] vs. Memphis (2/17/24)
Hit a triple	Marra Cramer vs. Omaha (3/2/24)
Hit 2+ home runs	Sydney Groves [2] vs. Boise State (2/10/24)

PITCHING

AN ASU TEAM

Threw a no-hitter	vs. Arizona [5 inn.] (3/27/22)
Threw a perfect game	vs. Arizona [5 inn.] (3/27/22)
Threw a shutout	vs. UTEP-2 (2/21/24)
Recorded 10+ strikeouts	11 vs. James Madison (3/1/24)
Recorded 15+ strikeouts	15 vs. Cal State Fullerton (2/23/20)

A SUN DEVIL PLAYER

Threw a no-hitter	Marissa Schuld vs. Arizona [5 inn.] (3/27/22)
Threw a perfect game	Marissa Schuld vs. Arizona [5 inn.] (3/27/22)
Threw a shutout	Marissa Schuld vs. UTEP-2 (2/21/24)
Recorded 10+ strikeouts	Mac Osborne [10] vs. Maine (2/10/24)
Recorded 15+ strikeouts	Giselle Juarez [15] at Oregon State (4/8/18)
Gave up 10+ hits	Meika Lauppe vs. Memphis (2/17/24)
Walked 5+ batters	Marissa Schuld [5] at Washington (3/10/24)

AN OPPOSING TEAM

Threw a no-hitter	vs. UCF (3/17/23)
Threw a shutout	at Washington (3/9/24)
Recorded 10+ strikeouts	10 vs. Omaha (3/2/24)
Recorded 15+ strikeouts	15 at Oklahoma State (3/17/23)

AN OPPOSING PLAYER

Threw a no-hitter	Grace Jewell vs. UCF (3/17/23)
Threw a shutout	Lindsay Lopez at Washington (3/9/24)
Recorded 10+ strikeouts	Kamryn Meyer [10] vs. Omana (3/2/24)
Recorded 15+ strikeouts	Kelly Maxwell [15] at Oklahoma State (3/17/23)
Gave up 10+ hits	Jessica Mullins [10] vs. Texas State (2/22/24)
Walked 5+ batters	Ruby Meylan [5] vs. Washington (4/2/23)

FIELDING

AN ASU TEAM

Did not commit an error	at Washington (3/8/24)
Committed 2+ errors	3 vs. Texas State (2/22/24)
Turned a double play	vs. North Florida (3/2/24)
Turned a triple play	

A SUN DEVIL PLAYER

Recorded 10+ putouts	Audrey LeClair [10] at Washington (3/10/24)
Recorded 15+ putouts	Cydney Sanders [19] vs. Northwestern (5/27/22)
Recorded 5+ assists	Libby Walsh [5] vs. Idaho State (2/24/24)
Committed 2+ errors	Kayla Lissy [2] vs. Cal State Fullerton (2/17/24)

AN OPPOSING TEAM

Did not commit an error	at Washington (3/10/24)
Committed 2+ errors	2 vs. Grand Canyon (3/12/24)
Turned a double play	at Washington (3/9/24)
Turned a triple play	

AN OPPOSING PLAYER

Recorded 10+ putouts	Brooke Nelson [10] at Washington (3/8/24)
Recorded 15+ putouts	Tuck [15] at Oklahoma State (3/17/23)
Recorded 5+ assists	Skylar Sethman [6] vs. Idaho State (2/24/24)
Committed 2+ errors	Aliya Belarde [2] at Utah (4/8/23)

MISCELLANEOUS

AN ASU TEAM

Won in extra-innings	5-1 [8] vs. Idaho State (2/24/24)
Won by run-rule	15-0 [5] vs. North Florida (3/2/24)
6+ runs in an inning	9 [3rd] vs. North Florida (3/2/24)
10+ runs in an inning	10 [1st] vs. Memphis (2/17/24)



STARTERS SUMMARY

2024 BY LINEUP POSITION										CAREER BY SEASON					
PLAYER	1ST	2ND	3RD	4TH	5TH	6TH	7TH	8TH	9TH	2020	2021	2022	2023	2024	CAREER
Alesia Denby		11	3	7	1		3			25	49	55	54	25	208
Makenzie Macfarlane						2	2	3		24	40	35	44	7	150
Kayla Lissy	2	1	4		7	6	3		2		47	35	37	25	144
Sara Kinch			1	6	1	3	5	2			42	51	23	18	134
Kelsey Hall		6	15	3	1					23	3	38	35	25	124
Audrey LeClair	2	1				1			4	0	0	43	47	8	98
Jordyn VanHook				6	3	2	1	4		1	9	1	47	16	74
Tanya Windle	11	6	2			2							53	21	74
Shannon Cunningham				3	5	5	4						11	17	28
Yaya Acuña	10				6	3	2		2				0	23	23
Libby Walsh							1	9	13					23	23
Marissa Schuld							1						11	1	12
Samantha Swan					1		2	4						7	7
Ayden Allen						1	1	3					0	5	5
Jada Lewis									4					4	4

LEFT FIELD

Acuña,Yannixa 23 (15-8)
Lewis,Jada 2 (1-1)

CENTER FIELD

Hall,Kelsey 23 (14-9)
Lewis,Jada 1 (1-0)
LeClair,Audrey 1 (1-0)

RIGHT FIELD

Windle,Tanya 18 (11-7)
Hall,Kelsey 2 (2-0)
LeClair,Audrey 2 (1-1)
Allen,Ayden 1 (0-1)
Cunningham,Shannon 1 (1-0)
Lewis,Jada 1 (1-0)

SHORTSTOP

Denby,Alesia 25 (16-9)

SECOND BASE

Walsh,Libby 23 (16-7)
LeClair,Audrey 2 (0-2)

THIRD BASE

Lissy,Kayla 25 (16-9)

PITCHER

Osborne,Mac 8 (5-3)
Jones,Deborah 6 (3-3)
Schuld,Marissa 6 (6-0)
Magee,Kylee 4 (1-3)
Lauppe,Meika 1 (1-0)

FIRST BASE

Cunningham,Shannon .16 (10-6)
Allen,Ayden 3 (2-1)
Macfarlane,Makenzie 3 (2-1)
LeClair,Audrey 2 (2-0)
VanHook,Jordyn 1 (0-1)

CATCHER

Kinch,Sara 15 (7-8)
Swan,Samantha 6 (5-1)
Macfarlane,Makenzie 4 (4-0)

DESIGNATED PLAYER

VanHook,Jordyn 15 (9-6)
Kinch,Sara 3 (3-0)
Windle,Tanya 3 (2-1)
Allen,Ayden 1 (0-1)
LeClair,Audrey 1 (1-0)
Schuld,Marissa 1 (0-1)
Swan,Samantha 1 (1-0)





QUICK FACTS

UNIVERSITY

Location	Tempe, Ariz. 85287-2505
Founded	1885
Enrollment	140,759
Nickname	Sun Devils
Colors	Maroon & Gold
Affiliation	NCAA
Division I Conference	Pac-12
President	Dr. Michael Crow
Interim Athletics Director	Jim Rund
Faculty Representative	Dr. Jeffrey Wilson
Athletic Dept. Phone	480-965-4382

COACHING STAFF

Head Coach	Megan Bartlett
Alma Mater	Notre Dame, 2005
Assistant Coach	Jimmy Kolaitis
Assistant Coach	Jeremy Manley
Assistant Coach	Hailey Decker
Softball Operations	Giorgie Loomis
Graduate Assistant	Mary Iakopo
Graduate Assistant	Yannira Acuña
Strength & Conditioning Coach	Peter Alosi
Athletic Trainer	Tanner Spoden
Student Manager	Nick Sanchez

TEAM INFORMATION

2023 Record	22-26
Pac-12 Record / Finish	6-18 / t-8th
Letterwinners Returning / Lost	10 / 12
Position Starters Returning / Lost	2 / 7
Pitchers Returning / Lost	5 / 0
Newcomers	11

PROGRAM HISTORY

Program Seasons / NCAA	56th / 43rd
Overall Record	1875-932-2 (.668)
NCAA Record	1615-853-2 (.654)
Conference Record	506-479-2 (.514)
Pac-12 Record	386-420-1 (.479)
Conference Championships	6
	1977, 1978, 1980, 2008, 2011, 2022
NCAA/AIAW Tournament Appearances	43
NCAA WCWS Appearances	12
National Championships	4
	1972, 1973, 2008, 2011
All-America Selections	44
All-Conference Selections	58



ALBERTA B. FARRINGTON SOFTBALL STADIUM

Arizona State University unveiled the Alberta B. Farrington Softball Stadium in 2000 as the home of the Sun Devil softball team.

Farrington Stadium features chair-back bleachers and individual seats with a capacity for 1,535 fans. In addition, a grass berm is located just beyond the first baseline.

The stadium has several amenities, making it one of the premier softball stadiums in the Pac-12. Sunken dugouts are lighted for night games and have recessed, individual bat slots and locker room access. In addition, there are coaches' offices, a training room, a built-in concession stand, a team shop, restrooms, and locker rooms for the home team, visiting team, and officials.

Upgrades were started this offseason to provide the team with modern amenities and updates to the locker room, team room, training room, and coaches' offices. It also added a new spectator viewing deck along the third baseline and the project will be completed later this spring.

STADIUM FACTS

Opened (Capacity)	2000 (1,535)
Dimensions	L-202 C-210 R-202
All-Time Stadium Record	670-192 (.777)
All-Time Attendance (Average)	791,284 (.967)

2024 LARGEST CROWDS

1.	1,478	Grand Canyon	Mar. 12
2.	1,055	UTEP (DH)	Feb. 21
3.	1,040	BYU	Feb. 15
4.	1,021	Boise State	Feb. 10
5.	938	Northwestern	Feb. 9
6.	888	Texas State	Feb. 22
7.	880	Memphis	Feb. 17
8.	867	North Florida	Mar. 2
9.	863	St. Thomas	Feb. 9
10.	839	Virginia Tech	Feb. 16

RANKINGS










		P12	NCAA
Total Att.	18,622	2nd	12th
Average Att.	887	4th	22nd
% to Capacity	57.77	5th	32nd

TOP 15 LARGEST CROWDS (Since 2010)

1.	2,264	Arizona	Mar. 30, 2014
2.	2,259	Arizona	Mar. 18, 2016
3.	2,243	Arizona	Mar. 28, 2014
4.	2,239	Arizona	Mar. 29, 2014
5.	2,226	Southern Miss	Apr. 26, 2014
6.	2,212	Arizona	Mar. 18, 2016
7.	2,203	Arizona	Mar. 23, 2012
8.	2,199	Arizona	Mar. 24, 2012
9.	2,188	UCLA	May 10, 2014
10.	2,176	Stanford	Mar. 22, 2014
11.	2,161	Oregon	May 11, 2013
12.	2,142	Oregon State	Mar. 19, 2013
13.	2,121	Arizona	Apr. 22, 2018
14.	2,106	UCLA	Apr. 16, 2011
15.	2,105	UCLA	Apr. 6, 2012



PAC-12 STANDINGS

THROUGH MARCH 12	CONFERENCE				OVERALL					
	W	L	T	PCT	W	L	T	PCT	L10	STREAK
 UCLA	3	0	0	1.000	15	6	0	.714	9-1	Won 7
 Washington	2	1	0	.667	18	3	0	.857	9-4	Lost 1
 Arizona	2	1	0	.667	19	5	1	.780	5-4-1	Won 2
 Oregon	2	1	0	.667	14	9	0	.609	7-3	Won 2
 California	1	2	0	.333	21	4	0	.840	7-3	Lost 2
 Arizona State	1	2	0	.333	16	9	0	.640	6-4	Won 2
 Oregon State	1	2	0	.333	12	14	0	.462	6-4	Lost 4
 Stanford	0	0	0	.000	18	4	0	.818	10-0	Won 13
 Utah	0	3	0	.000	14	9	0	.609	7-3	Lost 3



STATISTICAL RANKINGS

TEAM RANKINGS

Through March 12	NCAA	Pac-12	Stat
Batting Average	26	3	.328
Double Plays per Game	61	3	0.40
Doubles	9	1	46
Doubles per Game	18	1	1.84
Earned Run Average	160	9	3.81
Fielding Percentage	115	7	.964
Hit Batters	218	3	14
Home Runs per game	45	5	0.92
On Base Percentage	35	4	.401
Scoring	31	3	6.32
Shutouts	98	7	3
Slugging Percentage	21	2	.534
Stolen Bases per Game	19	2	2.12
Strikeout-to-Walk Ratio	71	6	2.24
Total Stolen Bases	10	1	53
Triple Plays			
Triples per Game	7	1	0.44
WL Percentage	77	6	.640
Walks	80	5	71

INDIVIDUAL RANKINGS

Through March 12	Player	NCAA	Pac-12	Stat
Batting Average	Tanya Windle	119	6	.415
Doubles	Kayla Lissy	44	3	8
	Alesia Denby	139	6	6
	Kelsey Hall	139	6	6
	Tanya Windle	139	6	6
Doubles / Game	Kayla Lissy	117	4	0.32
Hits	Yannixa Acuña	108	8	28
	Kelsey Hall	108	8	28
	Kayla Lissy	133	11	27
	Tanya Windle	133	11	27
Home Runs	Alesia Denby	60	5	6
	Shannon Cunningham	182	14	4
Home Runs / Game	Alesia Denby	115	9	0.24
Innings Pitched	Mackenzie Osborne	136	10	56.2
On Base Percentage	Kelsey Hall	93	5	.500
RBIs	Alesia Denby	125	7	20
Sacrifice Flies	Kelsey Hall	16	2	3
Saves	Kylee Magee	31	2	2
	Marissa Schuld	97	6	1
	Deborah Jones	97	6	1
Shutouts	Marissa Schuld	127	7	1
Slugging Percentage	Alesia Denby	109	5	.714
	Kayla Lissy	159	13	.667
	Kelsey Hall	270	17	.609
Stolen Bases	Yannixa Acuña	44	4	11
	Kayla Lissy	44	4	11
	Audrey LeClair	131	7	8
	Tanya Windle	179	9	7
	Kelsey Hall	238	12	6
Stolen Bases / Game	Yannixa Acuña	100	4	0.44
	Kayla Lissy	100	4	0.44
Strikeouts	Mackenzie Osborne	104	7	52
Total Bases	Alesia Denby	68	5	50
	Kayla Lissy	120	9	46
Triples	Kayla Lissy	3	1	4
Triples / Game	Kayla Lissy	14	1	0.16
Victories	Mackenzie Osborne	54	4	7

HONORS

KELSEY HALL

- D1 Softball Preseason Top 100 (#60)
- D1 Softball Preseason Ranking (#14 OF)
- Softball America Preseason Ranking (#22 OF)
- Softball America Preseason Top 100 (#88)

JORDYN VANHOOK

- D1 Softball Preseason Ranking (#11 1B)

LIBBY WALSH

- Softball America Freshman 50 Watchlist

TANYA WINDLE

- D1 Softball Preseason Ranking (#31 OF)



SUN DEVILS IN THE POLLS

USA TODAY / NFCA (March 12)

Rank	Team	Points	Record	Last
1	Oklahoma (23)	22-1	791	1
2	LSU (8)	22-0	769	3
3	Texas (1)	21-2	738	2
4	Oklahoma State	20-3	680	4
5	Georgia	20-3	646	7
6	Duke	19-1	638	6
7	Washington	18-3	617	5
8	Tennessee	18-4	586	8
9	Stanford	18-4	558	9
10	Florida	21-3	490	13
11	Missouri	20-3	466	12
12	Clemson	17-6	415	10
13	Texas A&M	23-2	392	17
14	Alabama	19-3	366	11
15	UCLA	14-6	336	16
16	Florida State	15-5	299	14
17	California	21-4	293	15
18	Virginia Tech	18-3-1	264	20
19	Baylor	14-5	255	19
20	Arkansas	20-5	209	18
21	Mississippi State	19-4	150	24
22	Arizona	19-5-1	106	21
23	South Carolina	18-5	84	22
24	Boston University	17-1	68	NR
25	Auburn	13-4-1	59	25

ESPN / USA SOFTBALL (March 12)

Rank	Team	Record	Points	Last
1	Oklahoma (19)	22-1	619	2
2	LSU (6)	22-0	590	3
3	Texas	21-2	571	1
4	Duke	19-1	540	4
5	Georgia	20-3	519	6
6	Stanford	18-4	476	8
7	Oklahoma State	20-3	468	7
8	Washington	18-3	462	5
9	Tennessee	18-4	452	9
10	Florida	21-3	383	13
11	Missouri	20-3	357	12
12	Virginia Tech	18-3-1	319	15
13	Baylor	14-5	309	14
14	Clemson	17-6	305	11
15	Alabama	19-3	266	10
16	UCLA	14-6	254	18
17	Texas A&M	23-2	245	19
18	Florida State	15-5	186	16
19	California	21-4	170	17
20	Arkansas	20-5	135	20
21	Mississippi State	19-4	118	23
22	South Carolina	18-5	66	22
23	Kentucky	14-7	60	21
24	Oregon	14-9	58	NR
25	Arizona	19-5-1	55	24

D1SOFTBALL (March 11)

Rank	Team	Record	LW Rec	LW
1	Oklahoma	22-1	4-0	2
2	LSU	22-0	3-0	3
3	Texas	21-2	4-1	1
4	Oklahoma State	20-3	3-1	4
5	Stanford	18-4	5-0	6
6	Duke	19-1	3-0	5
7	Georgia	20-3	5-0	8
8	Washington	18-3	2-1	7
9	Tennessee	19-4	6-0	9
10	Baylor	14-5	3-2	10
11	Florida	21-4	2-0	14
12	Missouri	20-3	3-1	13
13	Clemson	17-6	4-2	11
14	Virginia Tech	18-3-1	3-0	15
15	Alabama	20-3	0-2	12
16	UCLA	14-6	3-0	18
17	Texas A&M	23-2	4-0	23
18	Mississippi State	19-4	2-1	17
19	Arkansas	20-5	3-1	22
20	Arizona	19-5-1	2-2	21
21	California	21-4	2-2	19
22	Boston University	17-1	4-0	24
23	South Carolina	18-5	0-3	20
24	Florida State	15-5	4-1	16
25	Texas State	19-6	3-0	NR

SOFTBALL AMERICA (March 11)

Rank	Team	Record	LW Rec	LW
1	Oklahoma	22-1	4-0	1
2	LSU	22-0	3-0	4
3	Duke	19-1	3-0	3
4	Texas	21-2	4-1	2
5	Stanford	18-4	5-0	5
6	Georgia	20-3	5-0	6
7	Oklahoma State	20-3	3-1	7
8	Washington	18-3	2-1	8
9	Tennessee	18-4	5-0	12
10	Virginia Tech	18-3-1	3-0	11
11	Missouri	20-3	3-1	14
12	Florida	21-3	2-0	16
13	Texas A&M	23-2	4-0	19
14	Baylor	14-5	3-2	13
15	UCLA	14-6	3-0	22
16	Clemson	17-6	4-2	10
17	Alabama	19-3	0-2	9
18	Mississippi St	19-4	2-1	18
19	California	21-4	2-2	15
20	Arkansas	20-5	3-1	21
21	Arizona	19-5-1	2-2	17
22	South Carolina	18-5	0-3	22
23	Boston	17-1	4-0	23
24	Texas State	20-6	3-0	NR
25	Georgia Tech	18-7	4-0	NR

ASU WEEK-BY-WEEK

POLL	DATE	W-L	NFCA	ESPN	D1	SA	NCAA RPI	D1 RPI	MASSEY
Pre	Jan. 30	0-0	--	rv	--	--	--	--	--
1	Feb. 13	2-2	--	--	--	--	--	--	50
2	Feb. 20	5-4	--	--	--	--	--	--	50
3	Feb. 27	11-6	--	--	--	--	--	--	49
4	Mar. 5	14-7	--	--	--	--	57	--	45
5	Mar. 12	15-9	--	--	--	--	48	49	44
6									
7									
8									
9									
10									
11									
12									
13									
14									
Final									





COACHING STAFF



MEGAN BARTLETT

THE BARTLETT FILE

Hometown	Terre Haute, Ind.
Education	University of Notre Dame, 2005
	MBA: Loyola University Chicago, 2007
	JD: Northern Illinois, 2012
Twitter	@coachcbartlett

COACHING CAREER

Loyola University Chicago, GA	2005-07
Northern Illinois, Assistant Coach	2007-12
DePaul, Volunteer Assistant	2013-14
Purdue, Assistant Coach	2014-15
Ball State, Head Coach	2016-20
Texas, Assistant Coach	2021-22
Arizona State, Head Coach	2023-

Megan Bartlett took over as head coach of the Arizona State softball program in the summer of 2022, becoming the eighth head coach in the program's history.

Bartlett guided the Sun Devils through a roster overhaul to finish 2023 with a 22-26 overall record. That included a series win over Women's College World Series participant Washington and an eight-game winning streak early in the season.

With Bartlett at the helm, ASU saw Yanni Acuña be named NFCA All-American, NFCA All-Region, All-Pac-12 Conference, CSC Academic All-American and CSC Academic All-District. Jordan VanHook was also named All-Region, and Kylee Magee was named to the Pac-2 All-Freshman Team.

Prior to taking the Sun Devils, Bartlett spent two seasons as an assistant coach at the University of Texas. That followed five seasons in Indiana as a head coach building the Ball State softball program.

As the head coach at Ball State for five seasons (2016-20), Bartlett led the program to a 141-108 overall record (.567) while registering three consecutive 30-win seasons from 2017-19. Over that stretch, she helped guide the Cardinals to the 2018 Mid-American Conference (MAC) West Division title with that season's 37 victories marking the fourth-most wins in a single season in program history.

Bartlett began her coaching career as a graduate assistant coach at Loyola University Chicago (2005-07), where she was part of the 2007 Horizon League Coaching Staff of the Year while helping her squad to the league's regular season title.

From there, she moved on to become an assistant coach at Northern Illinois (2007-12), working with infielders and outfielders while also serving as the recruiting coordinator, offensive coordinator and camp coordinator. During her stay at NIU, she guided Huskies hitters to multiple single-season records and helped tutor the squad to top 40

national rankings in 2011 in doubles (2nd - 1.81), batting average (24th - .312), scoring (33rd - 5.49) and slugging percentage (39th - .461).

After spending a single campaign at DePaul as a volunteer assistant coach for the 2014 Big East regular season and tournament champions (44-11), Bartlett moved on to become an assistant coach at Purdue (2014-15). During the 2015 season with the Boilermakers, she served as the team's defensive coordinator, helping the squad improve its team fielding percentage from 10th (.956) all the way to third in the Big 10 (.970).

She was a four-year letter winner at Notre Dame (2002-05) under her maiden name Megan Ciolli, helping power the Irish to four NCAA Regional appearances, four Big East regular season championships and two Big East Tournament titles. A two-time NFCA All-American (2004, 2005), she captained the 2005 squad to a 46-15 mark while helping secure the program's first-ever NCAA Regional home contests.

The 2004 Big East Player of the Year, Bartlett completed her playing career at Notre Dame as the program's leader in hits (284) and stolen bases (76) while finishing in the top five in batting average (second - .368) and runs scored (second - 161). She also finished ranked in the UND career top 10 in doubles (ninth - 37), triples (seventh - 9), HRs (ninth - 13) and RBIs (10th - 101).

Bartlett graduated from the University of Notre Dame with a bachelor's degree of business administration in managerial consulting in 2005. She completed her master's of business administration in healthcare administration at Loyola University Chicago in 2007 and went on to earn a juris doctor from Northern Illinois in 2012.

A licensed attorney in the state of Illinois, she is married to Mike Bartlett, a former professional hockey player, and they have two daughters, Vivian and Maren.

ASSISTANT COACHES



JIMMY KOLAITIS
Assistant Coach
Fourth Season



JEREMY MANLEY
Assistant Coach
(Pitching Changes)
Second Season



HAILEY DECKER
Assistant Coach
(1st Base Coach)
First Season

BARTLETT'S COACHING RECORD

Year	School	OVERALL				CONFERENCE			
		W	L	T	%	W	L	T	%
2016	Ball State	22	32	0	.407	8	16	0	.333
2017	Ball State	30	28	0	.517	14	10	0	.583
2018	Ball State	37	19	0	.661	16	7	0	.696
2019	Ball State	34	20	0	.630	9	8	0	.529
2020	Ball State	18	9	0	.667				
2023	Arizona State	22	26	0	.458	6	18	0	.250
2024	Arizona State	16	9	0	.640	1	2	0	.333
7 Season Career		179	143	0	.556	54	61	0	.470
2 Seasons @ Arizona State		38	35	0	.521	7	20	0	.259
5 Seasons @ Ball State		141	108	0	.566	47	41	0	.534


SUPPORT STAFF



GEORGIE LOOMIS
Softball Operations



MARY IAKOPO
Graduate Assistant



YANNI ACUÑA
Graduate Assistant



NICK SANCHEZ
Student Manager



TANNER SPODEN
Athletic Trainer



PETER ALOSI
Strength & Conditioning



SEASON STATISTICS

ALL GAMES Minimum 2.5 Plate Appearances per game | Players must play in 75% of their team's games

SEASON	AVG	OBP	SLG	OPS	GP	GS	AB	R	H	2B	3B	HR	RBI	BB	HBP	SO	SF	SH	SB	ATT
Windle,Tanya	.415	.451	.538	.989	22	21	65	16	27	6	1	0	16	3	2	5	1	0	7	7
Hall,Kelsey	.406	.500	.609	1.109	25	25	69	21	28	6	1	2	10	13	3	14	3	0	6	7
Lissy,Kayla	.391	.482	.667	1.149	25	25	69	19	27	8	4	1	12	10	3	15	1	0	11	11
Acuña,Yannixa	.373	.422	.507	.928	25	23	75	21	28	5	1	1	12	7	0	8	1	1	11	12
Denby,Alesia	.314	.417	.714	1.131	25	25	70	18	22	6	2	6	20	10	3	19	1	0	3	4
Walsh,Libby	.228	.313	.333	.646	25	23	57	11	13	1	1	1	13	4	3	15	0	2	4	4
Swan,Samantha	.364	.375	.818	1.193	13	7	22	7	8	1	0	3	9	1	0	1	1	0	1	1
LeClair,Audrey	.343	.410	.457	.867	22	8	35	10	12	2	1	0	3	4	0	6	0	0	8	9
VanHook,Jordyn	.324	.375	.459	.834	18	16	37	2	12	2	0	1	9	3	0	10	0	0	0	0
Cunningham,Shannon	.315	.373	.556	.928	24	17	54	11	17	1	0	4	15	5	0	16	0	1	0	0
Allen,Ayden	.250	.286	.500	.786	16	5	20	5	5	2	0	1	1	1	0	6	0	1	0	0
Lewis,Jada	.231	.375	.308	.683	16	4	13	5	3	1	0	0	1	3	0	7	0	0	2	3
Kinch,Sara	.217	.308	.478	.786	22	18	46	7	10	3	0	3	14	4	2	13	0	0	0	0
Macfarlane,Makenzie	.185	.281	.222	.503	18	7	27	4	5	1	0	0	4	3	1	5	1	0	0	0
Schuld,Marissa	.167	.143	.333	.476	5	1	6	1	1	1	0	0	1	0	0	1	1	0	0	0
Totals	.328	.401	.534	.935	25	25	665	158	218	46	11	23	140	71	17	141	10	5	53	58
Opponents	.288	.357	.438	.795	25	25	678	112	195	35	2	21	99	63	14	141	7	11	18	22

ALL GAMES Minimum 1 IP / Team Game

PITCHER	ERA	WHIP	BAA	W	L	APP	GS	CG	SHO	SV	IP	H	R	ER	BB	SO	2B	3B	HR	WP	HBP
Osborne,Mac	3.46	1.38	.265	7	3	17	8	1	0	0	56.2	60	38	28	18	52	13	1	1	17	4
Jones,Deborah	4.36	1.58	.299	4	3	12	6	1	0	1	45.0	55	33	28	16	38	8	0	6	4	4
Schuld,Marissa	4.46	1.46	.289	2	2	11	6	2	1	1	37.2	44	25	24	11	24	5	1	10	0	4
Lauppe,Meika	2.69	2.23	.367	2	0	6	1	1	0	0	13.0	22	10	5	7	7	8	0	0	0	0
Magee,Kylee	2.86	1.70	.250	1	1	6	4	1	0	2	14.2	14	6	6	11	20	1	0	4	1	2
Totals	3.89	1.56	.289	15	9	24	24	5	3	4	160.0	188	110	89	62	138	35	2	20	22	14
Opponents	6.17	1.87	.327	9	15	24	24	8	3	0	148.2	208	150	131	70	136	44	11	23	24	16

PITCHER	W%	K/7	BB/7	K/BB	H/7	2B/7	3B/7	HR/7
Osborne,Mac	.700	6.42	2.22	2.89	7.41	1.61	0.12	0.12
Jones,Deborah	.571	5.91	2.49	2.38	8.56	1.24	0.00	0.93
Schuld,Marissa	.500	4.46	2.04	2.18	8.18	0.93	0.19	1.86
Lauppe,Meika	1.000	1.30	3.77	1.00	11.85	4.31	0.00	0.00
Magee,Kylee	.500	9.55	5.25	1.82	6.68	0.48	0.00	1.91
Totals	.625	6.04	2.71	2.23	8.23	1.53	0.09	0.88
Opponents	.375	6.40	3.30	1.94	9.79	2.07	0.52	1.08

SEASON STATISTICS

PAC-12 GAMES Minimum 2.5 Plate Appearances per game | Players must play in 75% of their team's games

SEASON	AVG	OBP	SLG	OPS	GP	GS	AB	R	H	2B	3B	HR	RBI	BB	HBP	SO	SF	SH	SB	ATT
Lissy,Kayla	.500	.500	.667	1.167	3	3	12	1	6	2	0	0	1	0	0	2	0	0	1	1
Hall,Kelsey	.444	.583	.778	1.361	3	3	9	3	4	0	0	1	1	3	0	3	0	0	2	2
LeClair,Audrey	.429	.556	.429	.984	3	2	7	1	3	0	0	0	0	2	0	0	0	0	2	2
Windle,Tanya	.375	.375	.750	1.125	3	2	8	2	3	3	0	0	4	0	0	2	0	0	0	0
Acuña,Yannixa	.250	.300	.375	.675	3	3	8	3	2	1	0	0	1	1	0	1	1	0	0	0
VanHook,Jordyn	.222	.222	.222	.444	3	3	9	0	2	0	0	0	1	0	0	2	0	0	0	0
Denby,Alesia	.143	.333	.143	.476	3	3	7	0	1	0	0	0	0	1	1	5	0	0	1	1
Walsh,Libby	.125	.222	.125	.347	3	3	8	0	1	0	0	0	1	1	0	2	0	0	0	0
Kinch,Sara	.200	.200	.200	.400	2	2	5	0	1	0	0	0	1	0	0	1	0	0	0	0
Allen,Ayden	.000	.000	.000	.000	3	1	4	1	0	0	0	0	0	0	0	2	0	0	0	0
Cunningham,Shannon	.000	.000	.000	.000	2	1	4	0	0	0	0	0	0	0	0	3	0	0	0	0
Macfarlane,Makenzie	.000	.200	.000	.200	2	1	3	0	0	0	0	0	1	0	1	1	1	0	0	0
Schuld,Marissa	.000	.000	.000	.000	1	0	1	0	0	0	0	0	0	0	0	0	0	0	0	0
Lewis,Jada	.000	.000	.000	.000	2	0	0	0	0	0	0	0	0	0	0	0	0	0	0	0
Totals	.271	.340	.376	.717	3	3	85	11	23	6	0	1	11	8	2	24	2	0	6	6
Opponents	.324	.427	.473	.900	3	3	74	12	24	5	0	2	10	12	2	15	1	3	9	10

PAC-12 GAMES Minimum 1 IP / Team Game

PITCHER	ERA	WHIP	BAA	W	L	APP	GS	CG	SHO	SV	IP	H	R	ER	BB	SO	2B	3B	HR	WP	HBP
Schuld,Marissa	3.00	2.00	.310	1	0	1	1	1	0	0	7.0	9	3	3	5	2	2	0	1	0	0
Jones,Deborah	4.38	1.88	.323	0	2	2	2	0	0	0	8.0	10	5	5	5	9	1	0	0	1	2
Osborne,Mac	7.00	1.75	.357	0	0	2	0	0	0	0	4.0	5	4	4	2	4	2	0	1	2	0
Lauppe,Meika	0.00	0.00	.000																		
Magee,Kylee	0.00	0.00	.000																		
Totals	4.42	1.89	.324	1	2	3	3	1	0	0	19.0	24	12	12	12	15	5	0	2	3	2
Opponents	3.67	1.48	.271	2	1	3	3	2	1	9	21.0	23	11	11	8	24	6	0	1	2	2

PITCHER	W%	K/7	BB/7	K/BB	H/7	2B/7	3B/7	HR/7
Schuld,Marissa	1.000	2.00	5.00	0.40	9.00	2.00	0.00	1.00
Jones,Deborah	.000	7.88	4.38	1.80	8.75	0.88	0.00	0.00
Osborne,Mac	.000	7.00	3.50	2.00	8.75	3.50	0.00	1.75
Lauppe,Meika	.000	0.00	0.00	0.00	0.00	0.00	0.00	0.00
Magee,Kylee	.000	0.00	0.00	0.00	0.00	0.00	0.00	0.00
Totals	.333	5.53	4.42	1.25	8.84	1.84	0.00	0.74
Opponents	.667	8.00	2.67	3.00	7.67	2.00	0.00	0.33



SEASON FIELDING STATISTICS

ALL GAMES

Name	FLD%	C	PO	A	E	DP	SBA	CSB	CS%	PB	CI
LeClair,Audrey	1.000	29	28	1	0	0	0	0	-	0	0
Windle,Tanya	1.000	15	15	0	0	0	0	0	-	0	0
Schuld,Marissa	1.000	14	1	13	0	0	4	2	.333	0	0
Lauppe,Meika	1.000	5	0	5	0	0	2	0	.000	0	0
Lewis,Jada	1.000	5	5	0	0	0	0	0	-	0	0
Magee,Kylee	1.000	5	1	4	0	0	1	0	.000	0	0
Cunningham,Shannon	.992	122	116	5	1	3	0	0	-	0	0
Kinch,Sara	.989	90	77	12	1	2	11	1	.083	2	0
Denby,Alesia	.985	66	27	38	1	8	0	0	-	0	0
Macfarlane,Makenzie	.980	50	45	4	1	2	4	2	.333	0	0
Acuña,Yannixa	.978	45	41	3	1	0	0	0	-	0	0
Swan,Samantha	.977	43	38	4	1	0	3	1	.250	1	0
Allen,Ayden	.963	27	25	1	1	3	0	0	-	0	0
Hall,Kelsey	.955	22	21	0	1	0	0	0	-	0	0
Osborne,Mac	.933	15	0	14	1	0	6	1	.143	0	0
Walsh,Libby	.915	82	36	39	7	8	0	0	-	0	0
Lissy,Kayla	.902	82	21	53	8	3	0	0	-	0	0
Jones,Deborah	.900	10	2	7	1	0	5	1	.167	0	0
VanHook,Jordyn	.667	3	2	0	1	0	0	0	-	0	0
SUN DEVILS	.964	730	501	203	26	10	18	4	.182	3	0
OPPONENTS	.959	666	464	175	27	10	53	5	.086	4	0

PAC-12 GAMES


Name	FLD%	C	PO	A	E	DP	SBA	CSB	CS%	PB	CI
Kinch,Sara	1.000	14	12	2	0	0	5	0	.000	1	0
LeClair,Audrey	1.000	11	11	0	0	0	0	0	-	0	0
Walsh,Libby	1.000	9	7	2	0	0	0	0	-	0	0
Lissy,Kayla	1.000	8	3	5	0	0	0	0	-	0	0
Cunningham,Shannon	1.000	8	7	1	0	0	0	0	-	0	0
Denby,Alesia	1.000	6	2	4	0	0	0	0	-	0	0
Acuña,Yannixa	1.000	5	5	0	0	0	0	0	-	0	0
Hall,Kelsey	1.000	3	3	0	0	0	0	0	-	0	0
Schuld,Marissa	1.000	3	0	3	0	0	3	1	.250	0	0
Windle,Tanya	1.000	1	1	0	0	0	0	0	-	0	0
Osborne,Mac	1.000	1	0	1	0	0	4	0	.000	0	0
Jones,Deborah	1.000	1	0	1	0	0	2	0	.000	0	0
Macfarlane,Makenzie	.833	6	4	1	1	0	4	1	.200	0	0
VanHook,Jordyn	.667	3	2	0	1	0	0	0	-	0	0
Allen,Ayden	.000	0	0	0	0	0	0	0	-	0	0
Lewis,Jada	.000	0	0	0	0	0	0	0	-	0	0
SUN DEVILS	.975	79	57	20	2	0	9	1	.100	1	0
OPPONENTS	.988	81	63	17	1	1	6	0	.000	1	0



MEDIA ROSTER




00
MADDIE
POMYKALSKI
UTL • R/R • 5-9 • FR
Frankfort, Ill.



2
JADA
LEWIS
OF • L/R • 5-5 • FR
Vallejo, Calif.




3
LIBBY
WALSH
INF • R/R • 5-7 • FR
Plainville, Mass.




4
AYDEN
ALLEN
INF • R/R • 5-10 • SO
Prosper, Texas



5
ALESIA
DENBY
INF • R/R • 5-5 • GR
Murrieta, Calif.




8
MARISSA
SCHULD
RHP/UTL • R/R • 5-3 • GR
Scottsdale, Ariz.



10
KENZIE
BROWN
RHP • L/R • 5-11 • JR
Lake City, Ill.



11
MAC
OSBORNE
RHP • R/R • 5-9 • SR
Richlands, Va.



13
KAYLA
LISSY
INF • L/R • 5-5 • SR
Valrico, Fla.



14
DEBORAH
JONES
RHP • R/R • 6-0 • SR
Unionville, Ind.




17
JORDYN
VANHOOK
INF • R/R • 5-10 • GR
Woodland Hills, Calif.




18
SARA
KINCH
C • R/R • 5-10 • SR
Temecula, Calif.




21
YANNIXA
ACUÑA
OF • L/R • 5-4 • SO
Tucson, Ariz.




25
AUDREY
LECLAIR
UTL • L/R • 5-8 • GR
Phoenix, Ariz.



27
MEIKA
LAUPPE
RHP • R/R • 5-10 • FR
Pleasant Grove, Calif.



31
KYLEE
MAGEE
RHP • R/R • 5-9 • SO
Anaheim, Calif.



32
SAMANTHA
SWAN
C/UTL • R/R • 5-3 • FR
Georgetown, Texas




33
SHANNON
CUNNINGHAM
C/UTL • R/R • 5-9 • SO
Tustin, Calif.



38
KELSEY
HALL
OF • R/R • 5-7 • GR
Sacramento, Calif.



41
MAKENZIE
MACFARLANE
C/INF • R/R • 5-7 • GR
Rocklin, Calif.



44
TANYA
WINDLE
OF • L/R • 5-6 • SO
Peoria, Ariz.



MEGAN
BARTLETT
Head Coach