

2021 Sun Devil Baseball

GAME NOTES - UTAH

#19 ARIZONA STATE

5-2 (0-0 Pac-12)

@ASU_Baseball

@TheSunDevils

GAMES 8-10

March 5-7

6:30 p.m./2 p.m./12:30 p.m. AZT

Phoenix Municipal Stadium

Phoenix, Ariz.

Watch: Pac-12 Live Stream

Radio: 1060 AM

UTAH

1-5/0-0

@UtahBaseball

@HawaiiAthletics

Five-Time NCAA Champions (1965, 1967, 1969, 1977, 1981) | 22 College World Series Appearances | 21 Conference Championships | 128 All-Americans | 14 National Players of the Year | 12 College Baseball Hall of Famers



ASU_BASEBALL



SUN DEVIL BASEBALL



ASU_BASEBALL

MEDIA RELATIONS CONTACT

Jeremy Hawkes

jdhawkes@asu.edu | C: 520-403-0121 | O: 480-965-9544

#10THINGS (Twitter-Friendly Notes)

1. Dating back to last year, ASU has held opponents to five runs or fewer in 22 of the 24 games since Jason Kelly's arrival.
2. ASU has scored 22 runs in its last two games after having just 15 COMBINED runs in its first five games.
3. Drew Swift has 4 consecutive games with two hits and he has multiple hits in 12 of his last 19 games, dating back to last season.
4. ASU has recorded just one error on an infielder this season on 120 chances (.991), coming at first base.
5. Drew Swift has recorded 408 career at bats, notable as the remainder of the Sun Devil roster has COMBINED for just 680.
6. ASU has yet to lose a game in which Tyler Thornton has started, going 6-0 in those games going back to last year.
7. Tyler Thornton has gone at least 5.0 innings in 17 of 19 collegiate starts, including all six starts he has made at ASU.
8. Erik Tolman has held the opposition to 1-for-16 hitting with nine strikeouts and threw a strike on 21-of-36 of those batters faced.
9. ASU is 19th in the country with a 1.03 WHIP so far this year and 23rd in the nation in hits allowed per nine innings (6.29).
10. In 30 career appearances, Erik Tolman has allowed more than three earned runs in a single game just once.

#BYTHENUMBERS

22 ASU has held its opponents to 5 runs or fewer in 22 of the 24 games since Jason Kelly has come on as the pitching coach. For perspective, ASU game up six or more runs in 25 of its 57 games in 2019. ASU is 19th in the country and third in the Pac-12 with a 1.03 WHIP so far this year. The team is 23rd in the nation and second in the Pac-12 in hits allowed per nine innings (6.29). The Sun Devils are 30th in the nation with just 3.14 walks allowed per nine innings this year. ASU also ranks in the Top-50 nationally in ERA (3.14) and K:BB ratio (3.05).

6 ASU has yet to lose a game in which Tyler Thornton has started since arriving in Phoenix, going 6-0 in those games. Thornton has given ASU at least 5.1 innings in all six of his outings at ASU. In fact, including his 13 starts at Saint Mary's, Thornton has failed to reach the five-inning mark just twice in his 19 collegiate starts - one of those coming in a blowout game early in the season at SMC. Thornton has 6 or more strikeouts in four of his first six appearances for the Sun Devils dating back to last year. He has thrown a strike on 68.3 percent of his pitchers this year.

4 Hunter Haas has recorded multiple hits in each of his last four starts and is sitting second on the squad with a .385 average on the year. He recorded the game-winning RBIs in Game Two of the Hawai'i series and during the midweek contest against Nevada. Haas has easily been ASU's best hitter with two outs, recording six hits on eight chances - two more hits than any other player on the roster. Haas has successfully advanced runners a team-best 10 times on 18 opportunities this season for a .556 average.

1 ASU has recorded just one error on an infielder this season on 120 chances (.991). ASU finds itself fielding at a very respectable .973 average early in the season - good for fourth in the Pac-12. Three of ASU's seven errors this season have come from pitchers, which ups ASU's position players to a .983 average. This comes despite the fact that no position player this season is the same as what ASU ended the 2020 season with as a starter.

2021 @ASU BASEBALL Schedule

Date	Opponent	Time/Score
19-Feb	Sacramento State^	L 2-4
20-Feb	Sacramento State^	W 2-1
21-Feb	Sacramento State^	W 3-1
26-Feb	Hawaii	L 2-3
27-Feb	Hawaii	W 6-5
27-Feb	Hawaii	W 9-6
2-Mar	Nevada	W 13-4
5-Mar	Utah	6:35 PM
6-Mar	Utah	2:05 PM
7-Mar	Utah	12:35 PM
12-Mar	Fullerton	6:35 PM
13-Mar	Fullerton	2:05 PM
14-Mar	Fullerton	12:35 PM
16-Mar	UNLV	12:05 PM
19-Mar	at Oregon*	TBD
20-Mar	at Oregon*	TBD
21-Mar	at Oregon*	TBD
26-Mar	Washington State*	6:35 PM
27-Mar	Washington State*	2:05 PM
28-Mar	Washington State*	12:35 PM
30-Mar	at UNLV	12:05 PM
1-Apr	Arizona*	6:35 PM
2-Apr	Arizona*	6:35 PM
3-Apr	Arizona*	2:05 PM
6-Apr	at Arizona	TBD
9-Apr	at Washington*	TBD
10-Apr	at Washington*	TBD
11-Apr	at Washington*	TBD
16-Apr	Stanford*	6:35 PM
17-Apr	Stanford*	6:35 PM
18-Apr	Stanford*	12:35 PM
20-Apr	Grand Canyon	6:35 PM
21-Apr	at Grand Canyon	TBD
23-Apr	at Utah*	TBD
24-Apr	at Utah*	TBD
25-Apr	at Utah*	TBD
26-Apr	at BYU	TBD
30-Apr	Rhode Island	6:35 PM
1-May	Rhode Island	6:35 PM
2-May	Rhode Island	12:35 PM
7-May	at Cal*	TBD
8-May	at Cal*	TBD
9-May	at Cal*	TBD
11-May	at Nevada	12:00 PM
14-May	Oregon State*	6:35 PM
15-May	Oregon State*	6:35 PM
16-May	Oregon State*	12:35 PM
19-May	at San Diego	TBD
21-May	at USC*	TBD
22-May	at USC*	TBD
23-May	at USC*	TBD
27-May	UCLA*	6:35 PM
28-May	UCLA*	6:35 PM
29-May	UCLA*	12:35 PM

All times local

* - Indicates a Pac-12 Conference game

- Indicates a Pac-12 Network Game

^ - Indicates a Pac-12 Live Stream Game

PROJECTED STARTERS

ASU	ERA	W-L	IP	SO	BB	Opp. Avg.
RHP Tyler Thornton	2.38	1-0	11.1	13	3	.195
LHP Erik Tolman	6.48	1-0	8.1	9	5	.194
TBA						
UTAH	ERA	W-L	IP	SO	BB	Opp. Avg.
RHP Justin Kelly	5.40	0-2	10.0	7	4	.375
LHP Kyle Robeniol	-	-	-	-	-	-
LHP Trey Clarkson	1.17	0-1	7.2	3	2	.286

Five-Time NCAA Champions (1965, 1967, 1969, 1977, 1981) | 22 College World Series Appearances | 21 Conference Championships

128 All-Americans | 14 National Players of the Year | 12 College Baseball Hall of Fame Members

447 Major League Baseball Draft Picks | 111 Major Leaguers | 52 Major League Baseball First-Round Draft Picks

TWITTER: @ASU_BASEBALL

INSTAGRAM: @ASU_BASEBALL

FACEBOOK: SUNDEVILBASEBALL

2021 Sun Devil Baseball

QUICK FACTS/MEDIA INFORMATION

GENERAL INFORMATION

Location	Tempe, Ariz.
Founded	1885
Enrollment	119,000
Nickname	Sun Devils
School Colors	Maroon and Gold
Home Field	Phoenix Municipal Stadium
Capacity	5,300
Muni Dimensions	Lines: 333 (LF) 334 (RF) Alleys: 385 CF: 395
Surface	Grass
Affiliation	NCAA Div. I
Conference	Pac-12
President	Dr. Michael Crow
VP of Athletics	Ray Anderson
Athletic Dept. Phone	(480) 965-3482
Ticket Office Phone	(480) 727-0000
Athletics Department Address	Carson Student-Athlete Center
.....	500 East Veteran's Way
.....	P.O. Box 872505
.....	Tempe, AZ 85287-2505

PROGRAM HISTORY

First Year of Baseball	1907 (7-2)
Start of NCAA Baseball	1959 (28-18-1)
All-Time Record	2913-1468-8 (.664)*
Modern Era Record (Since Joining NCAA)	2581-1126-4*
National Championships	5 ('65, '67, '69, '77, '81)
Years in CWS/Last	22 (2010)*
All-Time CWS Record	61-38 (.616)*
NCAA Appearances/Last	40 (2019)*
NCAA Tournament Record	170-80 (.680)*
Best Record All-time	64-6 (.914) - 1972
Last All-Americans	2020 (1)^
.....	Spencer Torkelson (Unanimous)

*- ASU vacated 44 wins, the Pac-10 title and the College World Series appearance from 2007. Records do not reflect the vacations.

^- Only one publication released All-Americans

COACHING STAFF

Head Coach	Tracy Smith (7th/25th overall)
Alma Mater	Miami (Ohio) (1989)
Record at ASU (Years)	173-135 (6)
Career Division I (Years)	777-592-1 (23)
Associate Head Coach	Ben Greenspan (7th year)
Assistant Coach/Pitching	Jason Kelly (2nd Year)
Volunteer Assistant Coach/Hitting	Michael Earley (5th year)
Dir. of Operations	Daniel Stolper (4th year)
Strength & Conditioning	Jason Robbins (7th year)
Athletic Trainer	Jesse Lowman (7th year)
Dir. of Community Relations	Armando Flores (14th year)

SPORTS INFORMATION

Baseball Contact	Jeremy Hawkes
Office	480-965-9544
Cell	520-403-0121
E-Mail	jdhawkes@asu.edu
Director of Sports Information	Doug Tammara
Email	tammara@asu.edu

2020 RECAP

Overall Record	13-4
Conference record	---
Home record	11-4
Away record	2-0
Neutral site record	---
Postseason	---
Final national finish	---
Conference finish	---
Players Drafted	5

MEDIA INFORMATION

Credentials

All credential requests should be sent via email to Jeremy Hawkes (jdhawkes@asu.edu).

Interview Policy

Sun Devil Baseball's weekly media availability with vary week-to-week based on the season's schedule. Media Relations Director Jeremy Hawkes will reach out each week to confirm availability dates. Media planning to attend must contact Jeremy Hawkes (520-403-0121/ jdhawkes@asu.edu) ahead of time and inform him of their plans or to be added to the distribution list.

Throughout the season's schedule, ASU will host postgame Zoom interviews in the Omaha Room after each game. Media members should request players at the beginning of the ninth inning. Please contact Jeremy Hawkes or a member of the media relations staff in the press box to coordinate those interviews. Media members who wish to schedule an interview outside of practice must contact Jeremy Hawkes.

Photography/Videography

Accommodations for B-Roll purposes at practice can be made through Jeremy Hawkes (jdhawkes@asu.edu). During games, credentials must be worn in plain view throughout the game and all photographers must adhere to painted lines and instructions given by security personnel and/or Arizona State staff members at all times. Due to COVID-19 restrictions, the shooting area will be designated to the open areas of the stadium with proper social distancing. One camera well may be used by the general media at a time, but can not be shared. All members of the media must remain masked throughout the game. At no point during game action should a member of the media be on the field of play. Contact Jeremy Hawkes for any details regarding shooting game action.

Media Highlights Policy

Highlights Include Pac-12 Networks/ESPN/FOX network broadcasts (including affiliates such as ABC and ESPNU and CBS sublicensed telecasts), all home hosted non-televised competitions including those that are live streamed and any other sport events in which the Pac-12 controls the exhibition rights. No third-party organization may post competition footage of any Pac-12 game, non-conference home game or other contest for which the Pac-12 controls the media rights on its website without a license to the content from the Pac-12 Networks or its licensing partner (Wazee Digital), with the exception of news window privileges described below. Alternatively, third parties are permitted to post video on their websites through the use of the Pac-12 Digital embeddable video player (embed code available at <http://video.pac-12.com>). Certified broadcast news outlets may use a maximum of 3 minutes of Pac-12 event footage on their regularly scheduled newscasts during the 48-hour news window following the conclusion of included events. If the highlights from a Pac-12 Networks production do not contain the Pac-12 Networks bug, the news outlet must insert "Courtesy of Pac-12 Networks" over the footage. Excerpts of those newscasts containing these highlights may also be posted to news providers' websites, but must be removed 48 hours after the conclusion of any included event, unless a license for that footage is obtained from Pac-12 Conference or its licensing Partner (Wazee Digital). Highlights may not be posted to YouTube, Facebook, or other social media properties.

2021 Media Coverage

The vast majority the Sun Devils games this season will be available to fans via the Pac-12 Network or the Pac-12 Live Stream online.

The Sun Devil Sports Radio Network is scheduled to broadcast 32-35 Sun Devil Baseball games this season between NBC Sports Radio AM 1060. Fans can listen to the broadcasts on the radio or via the TuneIn app on thesundevils.com. Links to the streaming audio can be found on the online baseball schedule.

Tim Healey is set to serve his 23rd season as the "Voice of the Sun Devils" on baseball broadcasts and will be joined for the fourth-straight season by color analyst Max Rossiter, who was an all-conference catcher for the Devils from 2012-13.

Head Coach Tracy Smith's weekly radio show, "Dugout Chatter," will debut in March on NBC Sports Radio AM 1060. The 30-minute show will run mainly on Wednesday's at 7 p.m. for nine weeks and is hosted by Tim Healey.

2021 Sun Devil Baseball

GAME NOTES/ROSTERS

PHOENIX -- #19 Sun Devil Baseball will host Pac-12 opponent Utah in a non-conference series this weekend at Phoenix Municipal Stadium beginning Friday at 6:30 p.m. AZT. First pitch Saturday is scheduled for 2 p.m. AZT while the series finale will get underway at 12:30 p.m. AZT on Sunday.

All Saturday home games during the month of March have been rescheduled to 2 p.m. AZT.

In The Rankings

- The Sun Devils are ranked as high as 19th in the polls this week by Perfect Game. The team is 22nd in the Collegiate Baseball News Poll and receiving votes in the NCBWA Poll. The squad remains unranked by D1Baseball and Baseball American.

Follow the Action

- All three games this weekend will be streamed live online on the main ASU live stream at <https://pac-12.com/live/arizona-state-university>.
- All three games this weekend will be available over the airwaves on Phoenix Sports Radio 1060 KDUS.
- Fans are encouraged to follow along pre-game and in-game content throughout the week on the Sun Devil Baseball Twitter account: @ASU_Baseball, especially for key weather updates and time changes.

On The Rainbow Warriors/Wolfpack

- Utah baseball stays on the road for the third series in a row.
- The Utes and Sun Devils were set to begin Pac-12 play last season in Phoenix, but the series and eventually the season was cancelled due to the COVID-19 pandemic
- Utah sits at 1-5 on the season after getting swept by Loyola Marymount in Los Angeles, Calif. This will be the first series Utah has played outside of the state of California.
- ASU leads the all-time series against the Utes, 43-12.

Just Like He Drew It Up

- Drew Swift has quickly picked up where he left off last season, recording hits in every game this season as he entered the weekend with a .379 average and a .438 OBP. His slugging percentage is second among the team's starters at .621.
- He has reached base on 5 out of 10 leadoff opportunities this season and has recorded his fourth consecutive game with two hits. He has a hit in all seven ASU games this season. He has multiple hits in 12 of his last 19 games, dating back to last season.
- Perhaps more impressive has been his defensive play at shortstop where he is a perfect 25-for-25 on his chances with a team-high 18 assists and two double plays turned.
- Swift was Mr. Sun Devil for the ASU last season, seeing time at second base, shortstop, center field and right field. He finished on an unreal tear over his final seven games, recording five-straight multi-hit efforts at one point and two of those being four-hit contests. In that five-game stretch, Swift went 15-of-29 (.517) with a team-best 13 RBIs.
- Swift led the team in batting average, sitting at .365 overall on the season with a team-best 23 hits - three more than any of his teammates. He was easily been ASU's best hitter with runners in scoring position, going 11-for-24 (.524) with three more hits than any teammate.
- His clutch hitting also stood out as he was the team's best hitter with two outs, going 9-for-22 (.409). Swift had a team-best 8 multi-hit games - two more than any of his teammates - and was the only player on the squad to record a 4-hit game - doing so twice.
- Swift helped turn 10 double plays last season - the third-most in the Pac-12 and most among non-first basemen.
- Swift was named to the Pac-12 honorable mention All-Defensive team as a sophomore. He was a part of 36 double plays, despite the time missed, good for fourth in the Pac-12 in the category and second among non-first basemen. He helped ASU turn 61 double plays on the season - sixth in the nation and first in the Pac-12. His 135 defensive assists were good for 7th in the Pac-12.

Welcome to Our Haas

- The hottest player in the Sun Devil order in the last week has been freshman Hunter Haas, who has recorded multiple hits in each of his last four starts and sitting second on the squad with a .385 average on the year
- Haas recorded the game-winning RBIs in Game Two of the Hawai'i series and during the midweek contest against Nevada. His Hawai'i game-winner was especially exciting as it came on an inside-the-park home run in the bottom of the eighth inning - his first career homer.
- His four-RBI effort against Nevada was the most for a Sun Devil this season and he and Joe Lampe are the only two players with two multi-RBI games.
- Haas has easily been ASU's best hitter with two outs, recording six hits on eight chances - two more hits than any other player on the roster.
- Haas has successfully advanced runners a team-best 10 times on 18 opportunities this season for a .556 average and out of ASU's day-to-day starters, he has stranded the fewest base runners

NUMERICAL QUICK ROSTER

No.	Name	Cl.	B/T	Pos.
3	Cacchione, Dom	RS So.	R/R	RHP
4	La Flam, Luke	RS So.	R/R	RHP
5	Lampe, Joe	RS Fr.	L/R	OF/INF
6	Swift, Drew	RS Jr.	R/R	INF
7	Moss, Jack	Fr.	L/R	INF
8	Cheema, Nick	RS Sr.	R/R	C
9	Ferri, Sam	RS Sr.	R/R	C
10	McLain, Sean	RS Fr.	R/R	INF
11	Higgins, Kade	Fr.	L/R	OF
12	Baez, Nate	RS Fr.	R/R	INF
14	Haas, Hunter	Fr.	R/R	INF
15	Tolman, Erik	RS So.	L/L	LHP
16	Tosti, Vinny	RS So.	R/R	OF
17	Benson, Cooper	RS Fr.	L/L	LHP
18	Kalmer, Brian	RS Fr.	R/R	INF
19	Vander Kooi, Boyd	RS Jr.	R/R	RHP
20	Paustian, Logan	Fr.	R/R	C
21	Davis, Conor	RS Sr.	R/R	INF
22	Burzell, Blake	RS So.	R/R	RHP
23	Fall, Justin	RS Jr.	L/L	LHP
24	Wallerstedt, Nick	RS Fr.	R/R	RHP
25	Levine, Will	RS So.	R/R	RHP
26	Osman, Graham	RS Fr.	L/L	LHP
27	Jump, Hunter	RS Jr.	L/R	OF
28	Nager, Seth	RS Fr.	L/R	OF
29	Thornton, Tyler	RS So.	R/R	RHP
30	Corrigan, Brady	RS Jr.	R/R	RHP
31	Murphy, Kai	RS Fr.	L/L	OF/LHP
32	Barnett, Bryce	RS Fr.	R/R	RHP
33	Peery, Brock	Fr.	R/R	RHP
35	Long, Ethan	Fr.	R/R	INF/RHP
36	Tomczak, Seth	RS Fr.	L/R	RHP
37	Brueser, Michael	Fr.	R/R	OF
38	Hauser, Joe	Fr.	R/R	RHP
39	Glenn, Jared	Fr.	L/R	RHP
40	Ogg, Alexander	RS Fr.	R/R	RHP
41	Bodlovich, Christian	RS Fr.	R/R	RHP
44	Pivaroff, Blake	Fr.	L/R	INF
45	Dennie, Cam	RS Fr.	R/R	RHP
47	Major, Albry	RS Jr.	S/R	OF/INF
48	Baggs, Jay	RS Fr.	R/R	RHP

ALPHABETICAL QUICK ROSTER

No.	Name	Cl.	B/T	Pos.
12	Baez, Nate	RS Fr.	R/R	INF
48	Baggs, Jay	RS Fr.	R/R	RHP
32	Barnett, Bryce	RS Fr.	R/R	RHP
17	Benson, Cooper	RS Fr.	L/L	LHP
41	Bodlovich, Christian	RS Fr.	R/R	RHP
37	Brueser, Michael	Fr.	R/R	OF
22	Burzell, Blake	RS So.	R/R	RHP
3	Cacchione, Dom	RS So.	R/R	RHP
8	Cheema, Nick	RS Sr.	R/R	C
30	Corrigan, Brady	RS Jr.	R/R	RHP
21	Davis, Conor	RS Sr.	R/R	INF
45	Dennie, Cam	RS Fr.	R/R	RHP
23	Fall, Justin	RS Jr.	L/L	LHP
9	Ferri, Sam	RS Sr.	R/R	C
39	Glenn, Jared	Fr.	L/R	RHP
14	Haas, Hunter	Fr.	R/R	INF
38	Hauser, Joe	Fr.	R/R	RHP
11	Higgins, Kade	Fr.	L/R	OF
27	Jump, Hunter	RS Jr.	L/R	OF
18	Kalmer, Brian	RS Fr.	R/R	INF
4	La Flam, Luke	RS So.	R/R	RHP
5	Lampe, Joe	RS Fr.	L/R	OF/INF
25	Levine, Will	RS So.	R/R	RHP
35	Long, Ethan	Fr.	R/R	INF/RHP
47	Major, Albry	RS Jr.	S/R	OF/INF
10	McLain, Sean	RS Fr.	R/R	INF/OF
7	Moss, Jack	Fr.	L/R	INF
31	Murphy, Kai	RS Fr.	L/L	OF/LHP
28	Nager, Seth	RS Fr.	L/R	OF
40	Ogg, Alexander	RS Fr.	R/R	RHP
26	Osman, Graham	RS Fr.	L/L	LHP
20	Paustian, Logan	Fr.	R/R	C
33	Peery, Brock	Fr.	R/R	RHP
44	Pivaroff, Blake	Fr.	L/R	INF
6	Swift, Drew	RS Jr.	R/R	INF
29	Thornton, Tyler	RS So.	R/R	RHP
15	Tolman, Erik	RS So.	L/L	LHP
36	Tomczak, Seth	RS Fr.	L/R	RHP
16	Tosti, Vinny	RS So.	R/R	OF
19	Vander Kooi, Boyd	RS Jr.	R/R	RHP
24	Wallerstedt, Nick	RS Fr.	R/R	RHP

TWITTER: @ASU_BASEBALL

INSTAGRAM: @ASU_BASEBALL

FACEBOOK: SUNDEVILBASEBALL

2021 Sun Devil Baseball

GAME NOTES

with just one.

- Haas has been perfect over at the hot corner, with no errors on 16 total chances.

I Love Lampe

- Joe Lampe showed why he might quickly become a fan favorite for the Sun Devil faithful, hustling out doubles on routine singles, turning around one extra base hit after another and generally providing some oomph into the bottom of the Sun Devil order.
- Lampe has a team-high slugging percentage of .750 this season and leads the squad with eight RBIs - good for 10th in the Pac-12.
- His two triples on the year are fourth in the nation and second in the Pac-12.
- He is the nationally leader with three sacrifice flies on the year.
- Lampe slugged a gaudy 1.222 with four extra base hits (2 doubles, 2 triples on his five hits on the weekend) during the opening weekend of action.

Jump Around

- Hunter Jump got off to a bit of a slow start but has come on strong in his last couple games. The junior had two doubles for three RBIs against Nevada this week to help lead the squad to victory.
- Jump has drawn a team-high six walks on the season - good for 13th in the Pac-12 while his 1.00 BB/game average is fifth.
- Jump was among the hottest hitters in the Sun Devil lineup in the last couple weeks of the 2020 season and finished the year on an eight-game hitting streak.
- In the last two weeks of the 2020 season, Jump went 14-of-31 with a .452 average and was second on the team with 12 RBIs in the final 8 games. He slugged .742 in that time with a team-best six doubles.
- He led the Pac-12 and was 27th nationally with 7 total doubles on the season.
- Jump was responsible for the game-winning RBIs in the sixth inning or later in both of ASU's first two games of the series sweep of Fresno State.

Sam I Am

- It is a welcome sight to see Sam Ferri back behind the plate for the Sun Devils after facing two major surgeries in his collegiate career.
- Ferri has responded to his return to the starting lineup with a team best .444 average this season.
- Ferri has thrown out three runners trying to steal second against him, compared to just two stolen bases.

Big Sean

- Sean McLain has become one of the hottest batters in the Sun Devil lineup, with hits in his last six games and multiple hits in four of those.
- He sits tied for second on the team with a .385 average and has struck out just twice.
- McLain has three doubles on the year, good for fourth in the Pac-12.
- He has just one error on 22 chances this year and that error came while playing in the outfield after spending the majority of his time at second base.

Every Rose Has Its Thorn

- Tyler Thornton has continued to do Tyler Thornton things in 2021 and will look to take those talents to Friday nights in the unfortunate absence of Cooper Benson and Boyd Vander Kooi.
- Thornton leads the Devils with 11.1 innings pitched this year, striking out a team-best 13 and walking just three. He has thrown a strike on 68.3 percent of his pitches this year.
- Thornton has 6 or more strikeouts in four of his first six appearances for the Sun Devils dating back to last year.
- Thornton has given ASU at least 5.1 innings in all six of his outings at ASU. In fact, including his 13 starts at Saint Mary's, Thornton has failed to reach the five-inning mark just twice in his 19 collegiate starts - one of those coming in a blowout game early in the season at SMC.

- ASU has not lost a game in which he had started, going 6-0 in those games.
- Thornton, a transfer from Saint Mary's, played heavily into the Sun Devil pitching rotation last season. He was nigh unhittable in his debut as a Sun Devil, allowing just one hit in 6.2 innings of work against Villanova.
- The sophomore posted a quality start in three of his first four starts last season, the only Sun Devil to post such a feat. ASU was 4-0 in games Thornton started.
- Thornton was 2-0 with a 3.48 ERA with 25 strikeouts and seven walks in 24.0 innings pitched - tied for 6th in the Pac-12. His 25 strikeouts were 11th in the Pac-12.
- Thornton was tabbed the National Freshman of the Year (Collegiate Baseball) and National Freshman Pitcher of the Year (NCWBA) and Freshman of the Year of the West Coast Conference. He finished the year with a 10-2 record and a 2.71 earned run average in 13 starts. His 5.54 hits allowed per nine innings were ranked 11th in the country and first in the West Coast Conference and his 10 wins were also ranked 11th in the nation. Thornton's 11.08 strikeouts per nine innings were ranked third in the WCC and his WHIP of 0.97 was also third in the conference (27th in the nation).

Pay the Tolman

- In 30 career appearances, Erik Tolman has only once allowed more than three earned runs in a game.
- As has always been the case, Tolman is electric when operating ahead in the count in 2021. In two-strike counts (0-2, 1-2, 2-2), Tolman has held the opposition to 1-for-16 hitting with nine strikeouts and threw a strike on 21-of-36 of those batters faced.
- Erik Tolman allowed just one hit in five innings of work during the opening weekend, striking out six and holding the opposition to a .062 average.
- Tolman had 30 strikeouts in just 18.0 innings pitched last season - holding opponents to just .143 hitting. The 30 strikeouts were 5th in the Pac-12 last season while his 12 looking strikeouts were second.
- Tolman recorded 15.00 strikeouts per nine innings, a total that was 2nd in the Pac-12 and 18th nationally.
- In his three starts last year, Tolman allowed just four earned runs. He was unfazed by runners on the basepath, holding opponents to just 3-of-20 hitting (.150) with runners on. Tolman was deadly with two strikes to his credit last season, holding opponents to 3-for-45 (.067) hitting with two strikes.
- Tolman's 2020 debut was absolutely electric as he posted a career-best 12 strikeouts against #24 Oklahoma State - the most for an ASU pitcher since Ryan Kellogg had 12 strikeouts against Oregon on May 12, 2014. It took Kellogg eight innings to get to that mark, while Tolman was able to reach the number in just six innings of work. It was the most strikeouts in six or fewer innings since Mitchell Lambson had 12 on March 14, 2009 against Kansas in 5.2 innings.

Dr. Oz

- Graham Osman was electric in his first two appearances this season, retiring all 10 batters he faced on opening weekend.
- Osman leads the team in allowing just a .091 average against.
- Osman went 2.1 innings in the Sac State finale to earn his first career save and seal the series victory for the Sun Devils.
- The redshirt freshman has been solid in full count situations, facing 13 of them this season and holding opponents to 0-7 hitting with four strikeouts and just two walks while throwing a strike 84.6 percent of the time.
- He was one of just 31 Division I pitchers with at least 3.0 innings pitched on opening weekend to not allow a hit.

The JK Effect

- Pitching coach Jason Kelly has made an immediate impression in Phoenix in just his short time with the program and his early returns last season have continued into 2021.
- ASU has held its opponents to 5 runs or fewer in 22 of the 24 games since Kelly has come on as the pitching coach. For perspective ASU game

up six or more runs in 25 of its 57 games in the 2019 season.

- ASU is 19th in the country and third in the Pac-12 with a 1.03 WHIP so far this year. The team is 23rd in the nation and second in the Pac-12 in hits allowed per nine innings (6.29).
- The Sun Devils are 30th in the nation with just 3.14 walks allowed per nine innings this year.
- ASU also ranks in the Top-50 nationally in ERA (3.14) and K:BB ratio (3.05).
- The series-clinching effort against Sac State was ASU's first one-hitter since May 20, 2007 when Brian Flores went the distance in an 8-1 victory over Oregon State. ASU has had two no-hitters since then (Ryan Kellogg in 2013 and Ryan Hingst in 2016).

Playing the Field

- The Sun Devils are likely one of the few teams in the country that are not returning a single position player to their 2020 positions in 2021. ASU's only two veteran starters are Drew Swift - who shifted over to shortstop this season after spending the majority of his career at second base - and catcher Sam Ferri, who was knocked out during opening weekend last season with injury. All other positions on the diamond have been replaced by newcomers.
- Despite that, ASU finds itself fielding at a very respectable .973 average early in the season - good for fourth in the Pac-12.
- Three of ASU's seven errors this season have come from pitchers, which umps ASU's position players to a .983 average.
- Even more impressive has been the infield defense. With Swift playing a different position and three freshmen starting at the bases, ASU has recorded just one infield error this season on 120 chances (.991)

Grab the Bullpen By the Horns

- ASU will depend heavily on its pen this season with the loss of Cooper Benson and Boyd Vander Kooi to the starting rotation. But thus far, the group has been up to task.
- The bullpen has recorded a 3.24 ERA this season with four saves and a 34:13 strikeout to walk ration.
- Freshman Ethan Long leads the team with four appearances and has yet to allow a run, recording a team-best two saves.
- Five bullpen pitchers still have a 0.00 ERA on the board and seven are sub-3.00.

Looking at the Bright Side

- The loss of the 2020 season was tough to swallow for many across the nation, but especially for a promising Sun Devil program that was primed for a College World Series-type run. But while the Sun Devils lost some significant bats and infield defense following the season, the shortened 2020 Draft left a talented pitching staff mostly unscathed.
- Only closer RJ Dabovich was (114th overall selection of the fourth round) lost and while ASU will have to find a way to replace his production (4 saves, 0.77 ERA, 17 strikeouts in 9 appearances and 11.2 innings), the Sun Devils return every starter for the 2020 campaign from a team that posted a 3.56 era with 178 strikeouts to just 67 walks and a just a .224 average against.

Feeling the Draft

- Despite the draft being shortened to five rounds from 40 due to the fallout from COVID-19, the Sun Devils made history as ASU's five draft selections through the first four rounds marked a program record. Previously the record was four, which had occurred six times in history and most recently in 2012 (Deven Marrero, Brady Rodgers, Joey DeMichele, Jake Barrett).
- The five selections in the 2020 MLB Draft were the most of any program. ASU has had at least five MLB Draft selections if 49 of the 56 all-time draft years since Sun Devil alumnus Rick Monday was selected with the No. 1 overall pick of the 1965 MLB Draft. It was ASU's third consecutive season with five draft picks and the fourth season in the last five years with the total.
- The haul brings ASU's all-time MLB Draft selections to an NCAA-leading 447, including secondary phase and January drafts throughout history. ASU's 156 draft selections since 1999 are also the most of any team in the

nation.

- Sun Devil Baseball bookended the opening round of the 2020 MLB Draft as Spencer Torkelson was selected with the No. 1 overall pick by the Detroit Tigers while Alika Williams was chosen 37th overall by the Tampa Bay Rays in the Competitive Balance Round A with the final selection of the first round.
- Torkelson became the fourth Arizona State baseball player to go No. 1 overall in program history, easily an NCAA-high - two more than any other program. He joins Rick Monday (1965), Floyd Bannister (1976) and Bob Horner (1978) to earn the prestigious designation out of ASU.
- It was the seventh time in ASU history that the program recorded two first round selections (including supplementary rounds) - tied with Stanford for the most multi-pick years in NCAA history. The last time it occurred was 1997 when Ryan Bradley and Dan McKinley were selected 40th and 49th overall in the supplemental rounds. It is the first time with at least one of the players going in the non-compensatory first round since 1994 (Antone Williamson (4th) and Jacob Cruz (32nd)).
- With Torkelson becoming Sun Devil Baseball's fourth No. 1 overall pick, Arizona State now ranks tied for fourth among all NCAA programs for most No. 1 overall draft picks from a single program among the major sports (MLB/NBA/NFL/NHL). Notre Dame, Oklahoma and USC football have all had five No. 1 picks in the NFL draft. Sun Devil Baseball is the only NCAA baseball program in the Top-10.
- Torkelson was the 22nd first round selection for the Sun Devils in program history (June draft only, no supplemental rounds) - good for the second-highest tally in NCAA history (Stanford's 23). With supplemental rounds included, Torkelson and Williams mark 30 first-round selections - one behind Stanford for the most in the NCAA. The duo marks the 51st and 52nd first round selections in program history with the supplementary, January and June Secondary phase drafts included as well.
- Torkelson's selection marks the second consecutive season that a Sun Devil has gone in the first 10 picks of the MLB Draft, joining Hunter Bishop's 10th overall selection by the San Francisco Giants last season. Torkelson is the 14th Top-10 pick in Sun Devil program history - the most of any program in the NCAA.

2021 Sun Devil Baseball

HOME RUNS/DOUBLE PLAYS/PITCHING/TROPHY CASE

HOME RUN TRACKER

Player (Season. No.)	Gm #	Date	Opponent	On Base	Inning	Outs	Count	Score	Final
Kai Murphy (1)	2	Feb. 20	Sac State	0	5	0	3-2	0-1	2-1
Hunter Haas (1)	5	Feb. 27	Hawai'i	1	8	2	2-0	4-4	6-5
Joe Lampe (1)	6	Feb. 27	Hawai'i	1	2	2	0-0	1-0	9-6
Drew Swift (1)	6	Feb. 27	Hawai'i	0	2	2	1-0	3-0	9-6
Kade Higgins	7	March 2	Nevada	1	8	2	0-0	11-4	13-4

GAME-WINNING RBIs (RBI Responsible for the Go-Ahead Run and a Lead Not Relinquished)

Player	Gm #	Date	Opponent	Season #	Inning	Outs	Count	Result	Final
Drew Swift	2	Feb. 20	Sac State	1	5	1	1-1	1B RBI	2-1
Joe Lampe	3	Feb. 21	Sac State	1	2	2	1-2	2B 2RBI	3-1
Hunter Haas	5	Feb. 27	Hawai'i	1	8	2	2-0	HR IP 2RBI	6-5
Joe Lampe	6	Feb. 27	Hawai'i	2	6	1	1-0	F8 SF	9-6
Hunter Haas	7	March 2	Nevada	2	6	1	0-1	1B RBI	13-4

DOUBLE PLAYS

Gm #	Date	Opponent	Pitcher	Scoring	Players	Inning	Outs	Score	Final
3	Feb. 21	Sac State	Tolman	16-4 DP	Swift-McLain	3	0	2-0	3-1
4	Feb. 26	Hawai'i	Bodlovich	643 GDP	Swift-McLain-Baez	2	1	1-0	2-3

2021 TROPHY CASE

Drew Swift

Collegiate Baseball News Preseason All-American

SAVES

No.	Date	Opponent	Pitcher (Save #)	IP (H, R-ER, BB, K)
1	2/20	Sac State	Ethan Long (1)	1.0 (1, 0-0, 1, 0)
2	2/21	Sac State	Graham Osman (1)	2.1 (0, 0-0, 0, 3)
3	2/27	Hawai'i	Ethan Long (2)	1.0 (1, 0-0, 0, 0)
4	2/27	Hawai'i	Brady Corrigan (1)	2.0 (0, 0-0, 0, 4)

QUALITY STARTS

No.	Date	Opponent	Pitcher (QS #)	IP (H, R-ER, BB, K)
1	2/19	Sac State	Cooper Benson (1)	6.0 (1, 0-0, 0, 8)

2021 Sun Devil Baseball

SERIES STATS AND INDIVIDUAL STREAKS

SERIES STATS

HITTING	W-L	AVG.	R	H	2B	3B	HR	RBI	BB	SO
SACRAMENTO STATE	2-1	.237	7	22	3	3	1	7	5	25
HAWAII	2-1	.323	17	32	5	0	3	16	12	20

PITCHING	W-L	ERA	H	R	ER	BB	SO	SV	SCORE
SACRAMENTO STATE	2-1	2.00	14	6	6	6	31	2	7-6
HAWAII	2-1	4.00	21	14	12	13	31	2	17-14

Multiple Hit Games	2	3	4	5+	Total
McLain, Sean	4	-	-	-	4
Ferri, Sam	4	-	-	-	4
Swift, Drew	4	-	-	-	4
Haas, Hunter	4	-	-	-	4
Lampe, Joe	1	1	-	-	2
Jump, Hunter	2	-	-	-	2
Higgins, Kade	1	-	-	-	1
Major, Allbry	1	-	-	-	1
Long, Ethan	1	-	-	-	1
TEAM	22	1	0	0	23

Multiple RBI Games	2	3	4	5+	Total
Lampe, Joe	1	1	-	-	2
Haas, Hunter	1	-	1	-	2
Higgins, Kade	1	-	-	-	1
Jump, Hunter	-	1	-	-	1
Swift, Drew	1	-	-	-	1
McLain, Sean	1	-	-	-	1
TEAM	5	2	1	0	8

Hitting Streaks	Longest	Current
Swift, Drew	7	7
McLain, Sean	6	6
Haas, Hunter	5	5
Major, Allbry	3	-
Jump, Hunter	3	3
Higgins, Kade	2	2
Ferri, Sam	2	2
Lampe, Joe	2	-
Kalmer, Brian	2	2
Pivaroff, Blake	2	2
Murphy, Kai	2	2
Baez, Nate	1	1
Long, Ethan	1	1
Moss, Jack	1	-

Reached Base Streaks	Longest	Current
Swift, Drew	7	7
Jump, Hunter	6	6
McLain, Sean	6	6
Haas, Hunter	5	5
Major, Allbry	3	-
Pivaroff, Blake	2	2
Murphy, Kai	2	2
Kalmer, Brian	2	2
Moss, Jack	2	-
Lampe, Joe	2	-
Higgins, Kade	2	2
Ferri, Sam	2	2
Long, Ethan	1	1
Baez, Nate	1	1
Cheema, Nick	1	-

2021 Sun Devil Baseball

ROSTER

PITCHERS (22)

No.	Name	Yr	B/T	HT	WT	Hometown (High School)
48	Jay Baggs	RS Fr.	R/R	6'5"	250	San Clemente, Calif. (San Clemente/Boise St.)
32	Bryce Barnett	RS Fr.	R/R	6'0"	170	Lockport, Ill. (Providence Catholic)
17	Cooper Benson	RS Fr.	L/L	6'0"	213	San Luis Obispo, Calif. (San Luis Obispo)
41	Christian Bodlovich	RS Fr.	R/R	6'0"	210	San Pedro, Calif. (Mira Costa)
22	Blake Burzell	RS So.	R/R	6'6"	225	Laguna Beach, Calif. (Laguna Beach)
3	Dom Cacchione	RS So.	R/R	6'2"	175	Menlo Park, Calif. (Sacred Heart Prep)
30	Brady Corrigan	RS Jr.	R/R	6'2"	210	Plainfield, Ill. (Plainfield North)
45	Cam Dennie	RS Fr.	R/R	6'2"	183	Culver, Ind. (Plymouth)
23	Justin Fall	RS Jr.	L/L	6'6"	235	Beachwood, New Jers. (Toms River South/Brookdale)
39	Jared Glenn	Fr.	L/R	6'4"	185	Ladera Ranch, Calif. (JSerra)
38	Joe Hauser	Fr.	R/R	6'2"	190	Waunakee, Wisc. (Waunakee)
4	Luke La Flam	RS So.	R/R	6'2"	197	Aurora, Colo. (Grandview)
25	Will Levine	RS So.	R/R	6'2"	205	Mission Viejo, Calif. (Mission Viejo)
31	Kai Murphy	RS Fr.	L/L	5'8"	173	Mesa, Ariz. (Red Mountain/Oregon State)
40	Alexander Ogg	RS Fr.	R/R	6'5"	177	Bedford Corners, New York (The Harvey)
26	Graham Osman	RS Fr.	L/L	6'3"	183	Morrison, Colo. (Colorado Academy)
33	Brock Peery	Fr.	R/R	6'0"	205	Peoria, Ariz. (Mountain Ridge)
29	Tyler Thornton	RS So.	R/R	6'3"	178	Solana Beach, Calif. (Santa Fe Christian/St. Mary's)
15	Erik Tolman	RS So.	L/L	6'2"	193	Lake Forest, Calif. (El Toro)
36	Seth Tomczak	RS Fr.	L/R	6'4"	181	Ione, Calif. (Argonaut)
19	Boyd Vander Kooi	RS Jr.	R/R	6'5"	220	Mesa, Ariz. (Skyline)
24	Nick Wallerstedt	RS Fr.	R/R	6'3"	178	Tempe, Ariz. (Mountain Pointe)

CATCHERS (3)

8	Nick Cheema	RS Sr.	R/R	5'11"	198	Weatherford, Tex. (Aledo/Central Arizona)
9	Sam Ferri	RS Sr.	R/R	5'11"	185	Norridge, Ill. (Notre Dame College Prep)
20	Logan Paustian	Fr.	R/R	6'1"	185	La Grande, Ore. (La Grande)

INFIELDERS (10)

12	Nathan Baez	RS Fr.	R/R	6'1"	191	Oro Valley, Ariz. (Ironwood Ridge)
21	Conor Davis	RS Sr.	R/R	6'3"	227	Roswell, Geor. (Blessed Catholic/Auburn)
14	Hunter Haas	Fr.	R/R	6'0"	170	Phoenix, Ariz. (Corona Del Sol)
18	Brian Kalmer	RS Fr.	R/R	6'2"	195	Chandler, Ariz. (Corona del Sol)
5	Joe Lampe	RS Fr.	L/R	6'0"	150	Petaluma, Calif. (Casa Grande/Santa Rosa)
35	Ethan Long	Fr.	R/R	6'2"	215	Gilbert, Ariz. (Mountain Pointe)
10	Sean McLain	RS Fr.	R/R	5'11"	170	Tustin, Calif. (Arnold D. Beckman)
7	Jack Moss	Fr.	L/R	6'5"	200	Englewood, Colo. (Cherry Creek)
44	Blake Pivaroff	Fr.	L/R	6'0"	195	Laguna Beach, Calif. (Laguna Beach)
6	Drew Swift	RS Jr.	R/R	6'0"	158	Chandler, Ariz. (Hamilton)

OUTFIELDERS (6)

37	Michael Brueser	Fr.	R/R	6'1"	190	Chandler, Ariz. (Hamilton)
11	Kade Higgins	Fr.	L/R	6'3"	190	Las Vegas, Nev. (Spring Valley)
27	Hunter Jump	RS Jr.	L/R	5'11"	188	Aliso Viejo, Calif. (Aliso Niguel/Central Arizona)
47	Allbry Major	RS Jr.	S/R	6'6"	215	Indianapolis, Ind. (North Central/Xavier)
28	Seth Nager	RS Fr.	L/R	6'4"	190	Oro Valley, Ariz. (Ironwood Ridge)
16	Vinny Tosti	RS So.	R/R	6'1"	195	Santa Ana, Calif. (Mater Dei/Golden West)

- 13 Head Coach:** Tracy Smith
- 2 Associate Head Coach/Recruiting Coordinator:** Ben Greenspan
- 16 Assistant Coach/Pitching Coach:** Jason Kelly
- 7 Assistant Coach/Hitting Coach:** Michael Earley
- Director of Operations: Daniel Stolper
- Sports Medicine/Rehabilitation: Jesse Lowman
- Strength and Conditioning: Jason Robbins
- Quality Control: Scott Marks

NUMERICAL

No.	Name	Yr	B/T	HT	WT	Hometown (High School)
3	Cacchione, Dom	RS So.	R/R	RHP	6'2"	175 Menlo Park, Calif. (Sacred Heart Prep)
4	La Flam, Luke	RS So.	R/R	RHP	6'2"	197 Aurora, Colo. (Grandview)
5	Lampe, Joe	RS Fr.	L/R	OF	6'0"	150 Petaluma, Calif. (Casa Grande/Santa Rosa)
6	Swift, Drew	RS Jr.	R/R	INF	6'0"	158 Chandler, Ariz. (Hamilton)
7	Moss, Jack	Fr.	L/R	INF	6'5"	200 Englewood, Colo. (Cherry Creek)
8	Cheema, Nick	RS Sr.	R/R	C	5'11"	198 Weatherford, Tex. (Aledo/Central Arizona)
9	Ferri, Sam	RS Sr.	R/R	C	5'11"	185 Norridge, Ill. (Notre Dame College Prep)
10	McLain, Sean	RS Fr.	R/R	INF/OF	5'11"	170 Tustin, Calif. (Arnold D. Beckman)
11	Higgins, Kade	Fr.	L/R	OF	6'3"	190 Las Vegas, Nev. (Spring Valley)
12	Baez, Nate	RS Fr.	R/R	INF	6'1"	191 Oro Valley, Ariz. (Ironwood Ridge)
14	Haas, Hunter	Fr.	R/R	INF	6'0"	170 Phoenix, Ariz. (Corona Del Sol)
15	Tolman, Erik	RS So.	L/L	LHP	6'2"	193 Lake Forest, Calif. (El Toro)
16	Tosti, Vinny	RS So.	R/R	OF	6'1"	195 Santa Ana, Calif. (Mater Dei/Golden West)
17	Benson, Cooper	RS Fr.	L/L	LHP	6'0"	213 San Luis Obispo, Calif. (San Luis Obispo)
18	Kalmer, Brian	RS Fr.	R/R	INF	6'2"	195 Chandler, Ariz. (Corona del Sol)
19	Vander Kooi, Boyd	RS Jr.	R/R	RHP	6'5"	220 Mesa, Ariz. (Skyline)
20	Paustian, Logan	Fr.	R/R	C	6'1"	185 La Grande, Ore. (La Grande)
21	Davis, Conor	RS Sr.	R/R	INF	6'3"	227 Roswell, Geor. (Blessed Catholic/Auburn)
22	Burzell, Blake	RS So.	R/R	RHP	6'6"	225 Laguna Beach, Calif. (Laguna Beach)
23	Fall, Justin	RS Jr.	L/L	LHP	6'6"	235 Beachwood, New Jers. (Toms River South/Brookdale)
24	Wallerstedt, Nick	RS Fr.	R/R	RHP	6'3"	178 Tempe, Ariz. (Mountain Pointe)
25	Levine, Will	RS So.	R/R	RHP	6'2"	205 Mission Viejo, Calif. (Mission Viejo)
26	Osman, Graham	RS Fr.	L/L	LHP	6'3"	183 Morrison, Colo. (Colorado Academy)
27	Jump, Hunter	RS Jr.	L/R	OF	5'11"	188 Aliso Viejo, Calif. (Aliso Niguel/Central Arizona)
28	Nager, Seth	RS Fr.	L/R	OF	6'4"	190 Oro Valley, Ariz. (Ironwood Ridge)
29	Thornton, Tyler	RS So.	R/R	RHP	6'3"	178 Solana Beach, Calif. (Santa Fe Christian/St. Mary's)
30	Corrigan, Brady	RS Jr.	R/R	RHP	6'2"	210 Plainfield, Ill. (Plainfield North)
31	Murphy, Kai	RS Fr.	L/L	OF/LHP	5'8"	173 Mesa, Ariz. (Red Mountain/Oregon State)
32	Barnett, Bryce	RS Fr.	R/R	RHP	6'0"	170 Lockport, Ill. (Providence Catholic)
33	Peery, Brock	Fr.	R/R	RHP	6'0"	205 Peoria, Ariz. (Mountain Ridge)
35	Long, Ethan	Fr.	R/R	INF/RHP	6'2"	215 Gilbert, Ariz. (Mountain Pointe)
36	Tomczak, Seth	RS Fr.	L/R	RHP	6'4"	181 Lone, Calif. (Argonaut)
37	Brueser, Michael	Fr.	R/R	OF	6'1"	190 Chandler, Ariz. (Hamilton)
38	Hauser, Joe	Fr.	R/R	RHP	6'2"	190 Waunakee, Wisc. (Waunakee)
39	Glenn, Jared	Fr.	L/R	RHP	6'4"	185 Ladera Ranch, Calif. (JSerra)
40	Ogg, Alexander	RS Fr.	R/R	RHP	6'5"	177 Bedford Corners, New York (The Harvey)
41	Bodlovich, Christian	RS Fr.	R/R	RHP	6'0"	210 San Pedro, Calif. (Mira Costa)
44	Pivaroff, Blake	Fr.	L/R	INF	6'0"	195 Laguna Beach, Calif. (Laguna Beach)
45	Dennie, Cam	RS Fr.	R/R	RHP	6'2"	183 Culver, Ind. (Plymouth)
47	Major, Albry	RS Jr.	S/R	OF/INF	6'6"	215 Indianapolis, Ind. (North Central/Xavier)
48	Baggs, Jay	RS Fr.	R/R	RHP	6'5"	250 San Clemente, Calif. (San Clemente/Boise St.)

PRO-NUN-SEE-AY-SHUNS

Dom Cacchione – cuh-SHONE
 Luke La Flam – luh FLAMM
 Nich Cheema – chee-muh
 Sam Ferri – fairy
 Erik Tolman – TOLE-men
 Boyd Vander Kooi – van-der-coy
 Will Levine – leh-VEEN
 Graham Osman – OZ-men
 Seth Tomczak – TOM-zak
 Seth Nager – NAY-ger
 Nick Wallerstedt – WALL-er-stet
 Christian Bodlovich – BOD-low-vich
 Nathan Baez – BYE-ezz
 Brian Kalmer – KAL-mer
 Albry Major – AHL-bree
 Joe Lampe – LAMP-ee
 Hunter Haas – HAWS
 Vinny Tosti – TOAST-ee
 Joe Hauser – HOW-zer

ALPHABETICAL

No.	Name	Pos.
12	Baez, Nate	RS Fr.
48	Baggs, Jay	RS Fr.
32	Barnett, Bryce	RS Fr.
17	Benson, Cooper	RS Fr.
41	Bodlovich, Christian	RS Fr.
37	Brueser, Michael	Fr.
22	Burzell, Blake	RS So.
3	Cacchione, Dom	RS So.
8	Cheema, Nick	RS Sr.
30	Corrigan, Brady	RS Jr.
21	Davis, Conor	RS Sr.
45	Dennie, Cam	RS Fr.
23	Fall, Justin	RS Jr.
9	Ferri, Sam	RS Sr.
39	Glenn, Jared	Fr.
14	Haas, Hunter	Fr.
38	Hauser, Joe	Fr.
11	Higgins, Kade	Fr.
27	Jump, Hunter	RS Jr.
18	Kalmer, Brian	RS Fr.
4	La Flam, Luke	RS So.
5	Lampe, Joe	RS Fr.
25	Levine, Will	RS So.
35	Long, Ethan	Fr.
47	Major, Albry	RS Jr.
10	McLain, Sean	RS Fr.
7	Moss, Jack	Fr.
31	Murphy, Kai	RS Fr.
28	Nager, Seth	RS Fr.
40	Ogg, Alexander	RS Fr.
26	Osman, Graham	RS Fr.
20	Paustian, Logan	Fr.
33	Peery, Brock	Fr.
44	Pivaroff, Blake	Fr.
6	Swift, Drew	RS Jr.
29	Thornton, Tyler	RS So.
15	Tolman, Erik	RS So.
36	Tomczak, Seth	RS Fr.
16	Tosti, Vinny	RS So.
19	Vander Kooi, Boyd	RS Jr.
24	Wallerstedt, Nick	RS Fr.

BY POSITION

Catchers	3
Pitchers	22
Infielders	10
Outfielders	6

BY CLASS

Seniors	3
Juniors	6
Sophomores	7
Freshmen	25

BATTING

Lefties	6
Righties	12
Switch	1

PITCHING

Righties	17
Lefties	5

2021 Sun Devil Baseball

LAST TIME

Hitting Categories

Hit a grand slam.....	Hunter Bishop, May 5, 2019 vs. #1 UCLA (W, 8-7)
Hit a walkoff HR.....	Sam Ferri, March 16, 2019 vs. Washington State (solo shot in 9th inning)
Led off the game with a HR.....	Trevor Hauver, May 10, 2019 vs. at Nebraska (W, 15-6)
Hit for the cycle.....	Travis Buck, March 7, 2003 vs. Southern Utah (W, 19-0)
Team hit for the cycle to open the game.....	April 27, 2003 vs. Washington State (HR/2B/1B/3B)
Team hit for the cycle on four consecutive batters.....	April 18, 2019 at Utah (2B, 3B, 1B, HR in 12th inning)
Hit back-to-back HRs.....	Joe Lampe (2-run shot) and Drew Swift, Feb. 27, 2020 vs. Hawai'i (W, 9-6)
Hit back-to-back-to-back HRs.....	Trevor Hauver, Spencer Torkelson. Hunter Bishop, April 12, 2019 vs. #3 Oregon State (L, 4-6)
Hit two HRs in one game.....	Gage Workman, March 8, 2020, vs. Fresno State (W, 8-3)
Switch hitter homered from both sides in one game.....	Gage Workman, March 8, 2020, vs. Fresno State (W, 8-3)
A freshman hit two HR in one game.....	Erik Tolman, April 16, 2019, vs. Seattle (W, 12-5)
Hit three HRs in one game.....	Joey DeMichele, May 1, 2011 vs Stanford (TIES ASU RECORD)
Had five hits in one game.....	Trevor Hauver, April 2, 2019, vs. Long Beach State (5-for-6)
Had six hits in one game.....	Travis Buck, March 13, 2005 vs Western Illinois (went 6-for-8, 3 RBI)
Had seven hits in one game.....	Jerry Mantlo, February 6, 1972 vs. Michigan
Had three doubles in one game.....	Alika Williams, March 3, 2019 vs. Michigan State (W, 13-2)
Had four doubles in one game.....	Travis Buck, February 28, 2004 vs. Connecticut (W, 16-5)
Hit two triples in one game.....	Gage Canning, March 3, 2018 vs. Oklahoma State
Had seven RBI in one game.....	Trevor Hauver, Feb. 24, 2019 vs. UC Davis (W, 17-2)
Had eight RBI in one game.....	Kiel Roling, March 17, 2007 vs. Maine
Had nine RBI in one game.....	Jeremy West, April 27, 2003 vs. Washington State
Stole four bases in one game.....	Drew Maggi, April 10, 2010 at Washington St. (TIES ASU RECORD)
Stole home.....	Gage Workman, vs. Boston College, Feb. 23, 2020 (W, 8-4)
Struck out four or more times in one game.....	4, Gage Workman, Feb. 25, 2020 vs. New Mexico State (W, 6-5 (10 inn))
Hitter stranded six runners on base.....	Trevor Hauver (6), Feb. 15, 2020 vs. Villanova (L, 1-2)
Recorded 13 total bases.....	Gage Canning (13), April 27, Gage Canning, March 18, 2018 vs. Oregon (2 HR, 1 3B, 2 1B)
Had an inside-the-park home run.....	Hunter Haas, Feb. 27, 2020 vs. Hawai'i (W, 6-5)
Had an inside-the-park home run AND a traditional home run.....	Gage Canning, March 18, 2018 vs. Oregon (W, 18-4)
Scored five runs in one game.....	Hunter Bishop (5), March 8, 2019 vs. Xavier (W, 12-0)
Was hit by a pitch two or more times.....	2, Nick Cheema, Feb. 28, 2020 vs. Nebraska
Team was hit by 5+ pitches.....	5, Feb. 28, 2020 vs. Nebraska
Walked 4+ times.....	5 (School Record), Spencer Torkelson vs. New Mexico State, Feb. 25, 2019 (W, 6-5 (10))
Opponent hit two HRs in one game.....	2, Leighton Banjoff, vs. Nebraska, March 1, 2020
Opponent hit a walkoff HR.....	Evan Williams, at Oregon, March 23, 2019 (off Brady Corrigan)
Opponent hit a leadoff HR.....	Andy Lentz (Washington), May 17, 2008 at Packard Stadium (off Josh Satow)

Pitching Categories

Threw a no-hitter.....	Ryan Hingst, March 25, 2016 vs. Utah, (W, 5-0)
Threw a perfect game.....	Eddie Bane, March 2, 1973, vs. Cal State Northridge (W, 9-0)
Threw a one-hitter.....	Individual - Brian Flores, May 20, 2007 at Oregon State (W, 8-1)
.....	Team - Feb. 21, vs. Sacramento State (W, 3-1)
Threw a two-hitter.....	Will Waldrip, Jan. 23, 1999 vs. Hawaii-Hilo (W, 3-0)
Were no-hit.....	Phil Keller, March 23, 1970 vs. Stanford (L, 1-0)
Were one-hit.....	Noah Bremer, at Washington, May 12, 2017 (L, 0-4)
Threw a complete game.....	Boyd Vander Kooi, April 19, 2019 vs. at Utah (W, 8-5)
Threw a complete game shutout.....	Eli Lingos, March 30, 2018 at Washington St. (W, 7-0)
Threw back-to-back complete games.....	Trevor Williams, 3/1/13 vs. Pacific (W, 8-1) and 3/9 vs. Long Beach State (W, 4-0)
Threw back-to-back complete game shutouts.....	Brady Rodgers/Kramer Champlin, May 20 and 21, 2011 at Washington
Had an opposing pitcher throw a complete game.....	Noah Bremer, at Washington, May 12, 2017 (L, 0-4)
Shut out an opponent (one or more pitchers).....	March 15, 2019 vs. Washington State (6-0, 3 pitchers)
Were shutout.....	vs. #8 Michigan, Feb. 15, 2020, (L, 0-5)
Struck out 10 or more batters in a game.....	Erik Tolman (12 in 6.0 innings), vs #24 Oklahoma State, Feb 18, 2020 (L, 1-2)
Team struck out 18 or more batters.....	18, vs #24 Oklahoma State, Feb 18, 2020 (L, 1-2)
Had back-to-back starts with 10 strikeouts.....	Alec Marsh (10 in each), May 10, 2019 at Nebraska and May 17, 2019 at Cal
Individual struck out 15 or more batters in a game.....	Mike Leake (15), May 30, 2009 vs. Oral Roberts (CG, 4-1 Win in Tempe Regional)
Had an opposing pitcher strike out 10 or more Sun Devils.....	Ryne Nelson (10), at Oregon, March 23 2019 (L, 4-5 (12))
Did not walk a batter (complete game).....	Ryan Kellogg, May 14, 2015 vs Washington State (W, 5-0)
Recorded 10 wins in a season.....	Ryan Kellogg, 11-1 (2013)
Hit three batters in a game.....	Brett Lilek (3), April 4, 2015 at Utah (W, 6-5)
Starting pitcher hit a home run in a game.....	Erik Tolman, April 23, 2019 vs. UNLV (W, 9-2)

Fielding Categories

Had no errors in four straight games.....	April 20, 23, 26-27, 2019 at Utah, vs. UNLV, at Washington
Committed three or more errors in one game.....	Andrew Snow (3), Feb. 17, 2017 vs. Northwestern
Had 16 or more putouts in one game.....	Nick Cheema (17), catcher, vs #24 Oklahoma State, Feb 18, 2020 (L, 1-2)
Had 20 or more put outs in one game.....	Zach Wilson (20), First Base, April 21, 2011 at Cal
Had eight or more assists in one game.....	Alika Williams (8), April 19, 2019 at Utah (W, 8-5)
Caught and pitched in the same game.....	Jordan Swagerty, March 17, 2010 vs. USC (2x in 2010)
Turned four double plays in one game.....	May 5, 2019 vs. #1 UCLA (W, 8-7)
Turned five+ double plays in one game.....	5, April 25, 2010, vs. Washington (TIES ASU RECORD)
Turned a triple play.....	Eric Sogard (2B), Brett Wallace (1B) and Andrew Romine SS, February 27, 2007 at Arizona

Scoring and Misc. Categories

Recorded 20+ hits.....	21, May 10, 2019 at Nebraska (W, 15-6)
Recorded 20+ hits in back-to-back games.....	22 and 22, February 3-4, 2007 vs. Southern Utah
Scored 20+ runs.....	20, Feb. 16, 2019 vs. Notre Dame (W, 20-7)
Scored 30+ runs.....	30, March 13, 2005 vs. Western Illinois (W, 30-13 in Baton Rouge, La.)
Scored 10+ runs in one inning.....	11, April 26, 2015 vs. Tennessee Tech (W, 16-4)
Left 15+ runners on base in one game.....	15, March 5, 2016 vs. Eastern Michigan (W, 5-4 (11))
Allowed 5 or more home runs in a game.....	5, vs. Nebraska, March 1, 2020 (L, 10-18)
Allowed 3 or more home runs in an inning.....	3, vs. Nebraska, March 1, 2020
Walked 15+ times in a game.....	15, March 31, 2019 vs Arizona (W, 17-16)
Stranded 15+ opponent runners on base in one game.....	15, March 23, 2019, vs at Oregon (L, 4-5 (12))
Surrendered a ninth inning lead.....	Feb. 25, 2020, vs New Mexico State (Led 5-3, Won 6-5 in 10 innings)
Swept a three-game Pac-12 series.....	March 29-31, 2019 vs. Arizona (8-2, 8-3, 17-16)
Swept a three-game Non-Conference series.....	March 6-8, 2020, vs. Fresno State (4-3, 9-4, 8-3)
Were swept in a Pac-12 series.....	April 13-15, 2018 at #2 Stanford (1-3, 6-11, 3-10)
Were swept in a Pac-12 series at home.....	May 18-20, 2017 vs. #15 Arizona (5-6, 1-3, 5-9)
Played in extra innings.....	10, vs. New Mexico State, Feb. 25, 2020 (W, 6-5)
Played in 14+ innings.....	14, March 9, 2016 at Cal State Fullerton (W, 2-1 W)
Played back-to-back extra inning games.....	March 29-30, 2018, at Washington State (L, 8-7 (10)), (L, 4-3 (11))
Played a game lasting 5+ hours.....	5 hours, 10 minutes, March 31, 2019 vs. Arizona (W, 17-16)

Record When...

Overall	5-2	Scoring 0-2 runs	1-2	After 8 leading	5-1
Conference	0-0 3-5 runs	1-0 trailing	0-0
Non-Conference	5-2 6-9 runs	2-0 tied	0-1
Home games	5-2 10+ runs	1-0	Hit 0 home runs	1-2
Away games	0-0	Opponent 0-2 runs	2-0	... 1 home run	3-0
Neutral site	0-0 3-5 runs	2-2	... 2+ home runs	1-0
Day games	3-0 6-9 runs	1-0	Opponent 0 home runs	3-0
Night games	2-2 10+ runs	0-0 1 home run	2-2
vs Left starter	1-0	Scored in 1st inning	2-1 2+ HRs	0-0
vs Right starter	4-2	Opp. scored in 1st	0-0	Made 0 errors	1-1
1-Run games	2-1	Scores first	4-2	... 1 error	3-0
2-Run games	1-1	Opp. scores first	1-0	... 2+ errors	1-1
5+Run games	1-0	After 6 leading	5-2	Opp. made 0 errors	0-2
Extra innings	0-0 trailing	0-0 1 error	2-0
Shutouts.....	0-0 tied	0-0 2+ errors	3-0
		After 7 leading	4-1	Out-hit opponent.....	4-1
	 trailing	0-0	Out-hit by opponent	1-0
	 tied	1-1		

A Look At the Pitching Staff

Arizona State Starters

Pitcher	Starts/QS	Pct.	PC/Start	IP/Start	ER Against/Start	Runs For/Start	PCK	DP	Team Record
Benson	2/1	50.0	96/48.0	7.0/3.2	0/0.0	3/1.5	0	0	0-2
Thornton	2/0	0.0	183/91.5	11.1/5.2	3/1.5	4/2.0	0	0	2-0
Tolman	2/0	0.0	138/69.0	8.1/4.0	6/3.0	7/3.5	0	1	2-0
Fall	1/0	0.0	50/50.0	3.0/3.0	1/1.0	1/1.0	0	0	1-0

Arizona State Bullpen (Relief Appearances Stats Only)

Reliever	APP	IP	H	R	ER	BB	SO	SV	ERA	Hold	IR/Scored	1st Bat. Faced/Ret.
Long	4	3.2	3	0	0	1	1	2	0.00	0	3/2	4/1
Peery	3	2.0	2	0	0	3	2	0	0.00	1	4/2	3/0
Corrigan	1	2.0	0	0	0	0	4	1	0.00	0	0/0	1/1
Vander Kooi	1	0.2	0	0	0	1	0	0	0.00	1	0/0	1/1
Burzell	1	0.0	0	0	0	1	0	0	0.00	0	0/0	1/0
Osman	3	6.2	2	2	1	2	8	1	1.35	1	2/0	3/2
Fall	3	4.1	3	1	1	2	3	0	2.08	1	3/1	3/2
Bodlovich	2	5.0	4	2	2	0	5	0	3.60	1	0/0	2/2
Glenn	2	5.2	7	3	3	2	5	0	4.76	0	3/0	2/1
Dennie	2	1.2	2	3	3	1	3	0	21.60	1	2/0	4/2

2021 Sun Devil Baseball

TEAM AND INDIVIDUAL RANKINGS/RECORD WATCH

NATIONAL/LEAGUE RANKINGS

Category	Team	Nat'l	Pac-12	Value
Base on Balls (235 ranked)		144	7	.23
Batting Average (235 ranked)		36	4	0.299
Double Plays (227 ranked)		162	9	2
Double Plays Per Game (227 ranked)		193	10	0.29
Doubles (229 ranked)		57	4	.13
Doubles Per Game (233 ranked)		68	4	1.86
Earned Run Average (235 ranked)		48	5	3.14
Fielding Percentage (235 ranked)		81	4	0.973
Hit Batters (225 ranked)		118	7	7
Hit by Pitch (227 ranked)		172	10	4
Hits (235 ranked)		58	4	.69
Hits Allowed Per Nine Innings (235 ranked)		23	2	6.29
Home Runs (195 ranked)		87	7	5
Home Runs Per Game (210 ranked)		101	7	0.71
On Base Percentage (235 ranked)		106	5	0.365
Runs (234 ranked)		101	5	.37
Sacrifice Bunts (136 ranked)		57	6	3
Sacrifice Flies (144 ranked)		14	1	5
Scoring (233 ranked)		116	6	5.3
Shutouts (8 ranked)				
Slugging Percentage (235 ranked)		43	4	0.455
Stolen Bases (209 ranked)		149	8	4
Stolen Bases Per Game (222 ranked)		175	8	0.57
Strikeout-to-Walk Ratio (235 ranked)		42	6	3.05
Strikeouts Per Nine Innings (234 ranked)		101	7	9.6
Triple Plays (1 ranked)				
Triples (98 ranked)		9	2	4
Triples Per Game (171 ranked)		16	2	0.57
WHIP (235 ranked)		19	3	1.05
WL Pct (210 ranked)		47	5	0.714
Walks Allowed Per Nine Innings (235 ranked)		30	7	3.14

Individual

Category	Name	Nat'l	Pac-12	Value
Base on Balls (134 ranked)	Hunter Jump	134	13	.6
Base on Balls Per Game (70 ranked)	Hunter Jump	70	5	.1
Batting Average (249 ranked)	Hunter Haas	210	12	0.385
	Sean McLain	210	12	0.385
	Drew Swift	240	14	0.379
Doubles (72 ranked)	Sean McLain	72	4	.3
Doubles Per Game (143 ranked)	Sean McLain	143	7	0.43
Games Started (7 ranked)	Tyler Thornton	7	2	.2
	Eric Tolman	7	2	.2
Hits (145 ranked)	Drew Swift	92	9	.11
	Hunter Haas	145	13	.10
	Sean McLain	145	13	.10
Hits Per Game (147 ranked)	Drew Swift	126	7	1.57
Pitching Appearances (29 ranked)	Cam Dennie	29	6	.4
	Justin Fall	29	6	.4
	Ethan Long	29	6	.4
Runs (107 ranked)	Hunter Haas	107	10	.8
Runs Batted In (113 ranked)	Joe Lampe	113	10	.8
Runs Batted In Per Game (148 ranked)	Joe Lampe	148	12	1.14
Runs Per Game (150 ranked)	Hunter Haas	150	9	1.14
Sacrifice Bunts (85 ranked)	Nick Cheema	85	6	.1
	Sam Ferri	85	6	.1
	Kai Murphy	85	6	.1
Sacrifice Flies (57 ranked)	Joe Lampe	1	1	.3
	Ethan Long	57	5	.1
	Kai Murphy	57	5	.1
Saves (47 ranked)	Ethan Long	9	1	.2
	Brady Corrigan	47	4	.1
	Graham Osman	47	4	.1
Slugging Percentage (245 ranked)	Joe Lampe	97	5	0.75
Stolen Bases (138 ranked)	Drew Swift	138	8	.2
Strikeouts (122 ranked)	Tyler Thornton	122	8	.13
Strikeouts Per Nine Innings (143 ranked)	Cooper Benson	130	7	12.86
Total Bases (131 ranked)	Drew Swift	131	10	.18
Toughest to Strike Out (149 ranked)	Hunter Haas	90	7	.13
Triples (29 ranked)	Joe Lampe	4	2	.2
	Kai Murphy	29	3	.1
	Drew Swift	29	3	.1
Triples Per Game (130 ranked)	Joe Lampe	28	2	0.29
	Kai Murphy	130	7	0.14
	Drew Swift	130	7	0.14
Victories (81 ranked)	Jared Glenn	1	1	.2
	Justin Fall	81	8	.1
	Tyler Thornton	81	8	.1
	Eric Tolman	81	8	.1

SUN DEVILS IN THE RANKINGS

	BA	D1	CB	NCBWA	PG
Pre	-	-	15	29	15
1	-	-	15	RV	16
2	-	-	22	RV	19

BA - Baseball America

D1 - D1Baseball.com

CB - Collegiate Baseball News

NCBWA - National Collegiate Baseball Writers

PG - Perfect Game

2021 Sun Devil Baseball

2021 RECORD BY POSITION STARTS

LF

Allbry Major, 5 (3-2)

Kade Higgins, 1 (1-0)

Hunter Jump, 1 (1-0)

CF

Joe Lampe, 7 (5-2)

RF

Kai Murphy, 5 (3-2)

Hunter Jump, 1 (1-0)

Sean McLain, 1 (1-0)

SS

Drew Swift, 7 (5-2)

2B

Sean McLain, 6 (4-2)

Nate Baez, 1 (1-0)

SP

Tyler Thornton, 2 (2-0)

Erik Tolman, 2 (2-0)

Cooper Benson, 2 (0-2)

Justin Fall, 1 (1-0)

3B

Hunter Haas, 7 (5-2)

1B

Nate Baez, 4 (2-2)

Jack Moss, 3 (3-0)

DH

Hunter Jump, 4 (2-2)

Jack Moss, 1 (1-0)

Ethan Long, 1 (1-0)

Brian Kalmer, 1 (1-0)

C

Sam Ferri, 5 (3-2)


Nick Cheema, 2 (2-0)

2021 Sun Devil Baseball


TV/RADIO ROSTER



#3, Dom Cacchione
R.So. • RHP • R/R • 6-2 • 175



#4, Luke La Flam
R.So. • RHP • R/R • 6-2 • 197




#5, Joe Lampe
R.Fr. • OF • L/R • 6-0 • 150




#6, Drew Swift
R.Jr. • INF • R/R • 6-0 • 158




#7, Jack Moss
Fr. • INF • L/R • 6-5 • 200



#8, Nick Cheema
R.Sr. • C • R/R • 5-11 • 198



#9, Sam Ferri
R.Sr. • C • R/R • 5-11 • 185




#10, Sean McLain
R.Fr. • INF • R/R • 5-11 • 170




#11, Kade Higgins
Fr. • OF • L/R • 6-3 • 190




#12, Nate Baez
R.Fr. • INF • R/R • 6-1 • 191



#14, Hunter Haas
Fr.. • INF • R/R • 6-0 • 170



#15, Erik Tolman
R.So. • LHP • L/L • 6-2 • 193




#16, Vinny Tosti
R.So. • OF • R/R • 6-1 • 195




#17, Cooper Benson
R.Fr. • LHP • L/L • 6-0 • 213



#18, Brian Kalmer
R.Fr. • INF • R/R • 6-2 • 195



#19, Boyd Vander Kooi
R.Jr. • RHP • R/R • 6-5 • 220



#20, Logan Paustian
Fr. • C • R/R • 6-1 • 185



#22, Blake Burzell
R.So. • RHP • R/R • 6-6 • 225



#23, Justin Fall
R.Jr. • LHP • L/L • 6-6 • 235




#24, Nick Wallerstedt
R.Fr. • RHP • R/R • 6-3 • 178

2021 Sun Devil Baseball

TV/RADIO ROSTER



#25, Will Levine
R.So. • RHP • R/R • 6-2 • 205



#26, Graham Osman
R.Fr. • LHP • L/L • 6-3 • 183



#27, Hunter Jump
R.Jr. • OF • L/R • 5-11 • 188




#28, Seth Nager
R.Fr. • OF • L/R • 6-4 • 190



#29, Tyler Thornton
R.So. • RHP • R/R • 6-3 • 178




#30, Brady Corrigan
R.Jr. • RHP • R/R • 6-2 • 210



#31, Kai Murphy
R.Fr. • OF/LHP • L/L • 5-8 • 173



#32, Bryce Barnett
R.Fr. • RHP • R/R • 6-0 • 170



#33, Brock Peery
Fr. • RHP • R/R • 6-0 • 205



#35, Ethan Long
Fr. • RHP/INF • L/R • 6-2 • 215



#36, Seth Tomczak
R.Fr. • RHP • L/R • 6-4 • 181




#37, Michael Brueser
Fr. • OF • R/R • 6-1 • 190



#38, Joe Hauser
Fr. • RHP • R/R • 6-2 • 190



#39, Jared Glenn
Fr. • RHP • L/R • 6-4 • 185



#40, Alexander Ogg
R.Fr. • RHP • R/R • 6-5 • 177



#41, Christian Bodlovich
R.Fr. • RHP • R/R • 6-0 • 210




#44, Blake Pivaroff
Fr. • INF • L/R • 6-0 • 195



#45, Cam Dennie
R.Fr. • RHP • R/R • 6-2 • 183



#47, Allbry Major
R.Jr. • OF/INF • S/R • 6-6 • 215



#48, Jay Baggs
R.Fr. • RHP • R/R • 6-5 • 250

Five-Time NCAA Champions (1965, 1967, 1969, 1977, 1981) | 22 College World Series Appearances | 21 Conference Championships

128 All-Americans | 14 National Players of the Year | 12 College Baseball Hall of Fame Members

447 Major League Baseball Draft Picks | 111 Major Leaguers | 52 Major League Baseball First-Round Draft Picks

TWITTER: @ASU_BASEBALL

INSTAGRAM: @ASU_BASEBALL

FACEBOOK: SUNDEVILBASEBALL