

2023 Sun Devil Baseball

GAME NOTES - UCLA

ARIZONA ST.

29-21 (14-12 Pac-12)

@ASU_Baseball

@TheSunDevils

WEEK FOURTEEN

May 18-20

7 p.m./6 p.m./12 p.m. AZT

Phoenix Municipal Stadium

Phoenix, Ariz.

WATCH: Pac-12 Networks

LISTEN: KDUS 1060 AM

UCLA

26-21-1 (11-14-1 Pac-12)

@UCLABaseball

@UCLAathletics



ASU_BASEBALL



SUN DEVIL BASEBALL



ASU_BASEBALL

MEDIA RELATIONS CONTACT

Jeremy Hawkes

jrhawkes@asu.edu | C: 520-403-0121 | O: 480-965-9544

#10THINGS (Twitter-Friendly Notes)

1. Oregon State closer Ryan Brown and Oregon closer Josh Mollerus have allowed just 20 total earned runs this year. ASU has accounted for 8 (four each).

2. ASU has scored five or more runs in an inning on 12 different occasions this season and has scored 46 runs in the eighth inning of games.

3. ASU is 5-3 in 1-run games this season, a notable tally as ASU went just 1-7 in 1-score games last year. The team is 16-8 in games decided by 3 runs or less.

4. ASU's 78 home runs this season are already the sixth-most since the 1998 season and within two of climbing into fourth.

5. Luke Keaschall is one of just 12 players in the nation with 20 doubles and 10 homers this season, and just the 8th ASU player to do it since 1998.

6. Jacob Tobias has posted a team-leading 57 RBIs this season that are fourth in the Pac-12 conference and notable as he had just 29 for the season last year.

7. The Sun Devils have trailed at some point in 15 of the team's last 20 victories and in 17 of the squad's victories overall.

8. Ryan Campos has reached base safely in 73-of-81 (90.1%) of games with the Sun Devils overall and all but two games this season.

9. Seven Sun Devils have at least 7 homers this season - two more than any ASU team since at least the '98 season and with another within striking distance.

10. The Sun Devils are the only team in the Pac-12 with eight different players with six or more homers this season.

#BYTHENUMBERS

Ryan Campos has reached base safely in 73-of-81 (90.1%) of games with the Sun Devils overall and all but two games this season. Campos is currently 15th among active Division I players with a career batting average of .376. It is the highest career average among active catchers in Division I. For the season, Campos is batting .399 - third in the Pac-12 and 35th in the nation according to the NCAA statistical minimums. It is the fifth-best average for a catcher in the country. His .52 strikeout-to-walk ratio is tops in the Pac-12 and Top-25 in the country.

Luke Keaschall is tops in the nation with 23 doubles this season - three more than any other player in the Pac-12. He is one of just 12 players in the country with 20 doubles and 10 homers on the year. 19 of his last 23 base hits have gone for extra bases and he now has a slugging percentage of .719 overall - third in the Pac-12. He is also batting .829 in Pac-12 only games - which is good for second in the league while his 40 overall extra-base hits are four more than any other Pac-12 player. His 61 weighted runs created are fifth in the conference.

The Sun Devils have shown an ability to be successful in close games, going 16-8 this season in games decided by three runs or less. A year ago the team was 14-16 in those games. More notably, ASU is 5-3 in one run games this season after going 1-7 in those games last year. ASU has trailed in 15 of its last 20 victories and 18 of its victories overall and trailed by three or more runs in nine wins this year and by five or more in four of those - including two five-run comebacks over Top-25 opponents in Oregon and Oregon State on Sunday games and two seven-run comebacks earlier this year.

Seven different Sun Devils have reached seven home runs this season - two more than any ASU team since at least the 1998 season and with another within striking distance of adding to that tally. ASU's eight players with six homers this year are the most in the Pac-12. The Sun Devils are up to 78 homers for the season, good for third in the Pac-12 and 35th in the nation. The total is already good for the sixth best mark at ASU since the 1998 season and just two shy of moving into the fourth-best tally since that year.

2023 SUN DEVIL BASEBALL SCHEDULE

Date	Opponent	Time/Score
Feb. 17	San Diego State*	W 6-5
Feb. 18	San Diego State*	W 5-3
Feb. 19	San Diego State*	W 1-6
Feb. 21	UNLV	W 6-3
Feb. 24	at Mississippi State	W 13-4
Feb. 25	at Mississippi State	L 1-5
Feb. 26	at Mississippi State	L 3-16
Mar. 1	North Dakota State	W 10-9
Mar. 3	UC Irvine	L 6-16
Mar. 4	UC Irvine	L 9-10
Mar. 5	UC Irvine	L 2-7
Mar. 7	at #13 Oklahoma State	L 4-8
Mar. 8	at #13 Oklahoma State	L 4-7
Mar. 10	UC Davis	W 7-1
Mar. 11	UC Davis	W 6-4
Mar. 12	UC Davis	W 17-4
Mar. 14	Utah Tech	W 9-1
Mar. 17	at Utah*	W 9-7
Mar. 18	at Utah*	W 15-9
Mar. 19	at Utah*	L 6-11
Mar. 21	#25 Grand Canyon	W 11-1
Mar. 24	Arizona*	W 6-5
Mar. 25	Arizona*	W 7-4
Mar. 26	Arizona*	W 10-6
Mar. 28	at UNLV	W 6-2
Mar. 31	at California*	W 4-1
Apr. 1	at California*	L 4-5
Apr. 2	at California*	W 15-10
Apr. 4	Seattle	W 11-6
Apr. 6	Washington State*	W 6-5
Apr. 7	Washington State*	W 6-2
Apr. 8	Washington State*	W 4-1
Apr. 11	at Grand Canyon	W 13-10
Apr. 14	at Washington*	L 3-8
Apr. 15	at Washington*	W 8-6
Apr. 19	at Arizona	L 0-20
Apr. 21	#21 Oregon State*	L 11-3
Apr. 22	#21 Oregon State*	W 11-7
Apr. 23	#21 Oregon State*	W 12-10
Apr. 25	Cal State Fullerton	W 9-1
Apr. 26	Cal State Fullerton	L 8-11
Apr. 28	at #23 Oregon*	L 5-11
Apr. 29	at #23 Oregon*	L 10-16
Apr. 30	at #23 Oregon*	W 9-6
May 5	#7 Stanford*	L 6-8
May 6	#7 Stanford*	L 11-12
May 7	#7 Stanford*	L 4-9
May 12	at USC*	L 1-4
May 13	at USC*	L 0-2
May 14	at USC*	L 1-5
May 18	UCLA A* #	7:00 PM
May 19	UCLA A* #	6:00 PM
May 20	UCLA A* #	12:00 PM
May 23	Conference Tournament	TBD
May 24	Conference Tournament	TBD
May 25	Conference Tournament	TBD
May 26	Conference Tournament	TBD
May 27	Conference Tournament	TBD

All times Arizona time

* - Indicates a Pac-12 Conference game

- Indicates a Pac-12 Network Game

^ - Indicates a Pac-12 Live Stream Game

PROJECTED STARTERS

ASU	ERA	W-L	IP	SO	BB	Opp. Avg
LHP Timmy Manning	7.92	1-4	44.1	54	20	.283
LHP Ross Dunn	4.57	4-5	61.0	79	40	.257
RHP Christian Curtis	6.79	4-3	59.2	55	32	.284

UCLA	ERA	W-L	IP	SO	BB	Opp. Avg
RHP Kelly Austin	3.04	4-4	71.0	83	24	.226
LHP Ethan Flanagan	5.61	1-1	25.2	26	15	.235
TBD						

Five-Time NCAA Champions (1965, 1967, 1969, 1977, 1981) | 22 College World Series Appearances | 21 Conference Championships

131 All-Americans | 14 National Players of the Year | 12 College Baseball Hall of Fame Members | 916 Letterwinners

465 Major League Baseball Draft Picks | 115 Major Leaguers | 52 Major League Baseball First-Round Draft Picks

2023 Sun Devil Baseball

QUICK FACTS/MEDIA INFORMATION

GENERAL INFORMATION

Location.....	Tempe, Ariz.
Founded.....	1885
Enrollment.....	140,759
Nickname.....	Sun Devils
School Colors.....	Maroon and Gold
Home Field.....	Phoenix Municipal Stadium
Capacity.....	5,300
Muni Dimensions.....	Lines: 333 (LF) 334 (RF) Alleys: 385 CF: 395
Surface.....	Grass
Affiliation.....	NCAA Div. I
Conference.....	Pac-12
President.....	Dr. Michael Crow
VP of Athletics.....	Ray Anderson
Athletic Dept. Phone.....	(480) 965-3482
Ticket Office Phone.....	(480) 727-0000
Athletics Department Address.....	
	Carson Student-Athlete Center
	500 East Veteran's Way
	P.O. Box 872505
	Tempe, AZ 85287-2505

PROGRAM HISTORY

First Year of Baseball.....	1907 (7-2)
Start of NCAA Baseball.....	1959 (28-18-1)
All-Time Record.....	2998-1543-8 (661)*
Modern Era Record (Since Joining NCAA).....	2665-1198-4*
National Championships.....	5 (165, '67, '69, '77, '81)
Years in CWS/Last.....	22 (2010)*
All-Time CWS Record.....	61-38 (616)*
NCAA Appearances/Last.....	41 (2021)*
NCAA Tournament Record.....	171-82 (676)*
Best Record All-time.....	64-6 (.914) - 1972
Last All-Americans.....	2022 (2)
	Joe Lampe (Perfect Game, Third Team)
	Nate Baez (Collegiate Baseball, Third Team)

*- ASU vacated 44 wins, the Pac-10 title and the College World Series appearance from 2007. Records do not reflect the vacations.

COACHING STAFF

Head Coach.....	Willie Bloomquist (2nd Year)
Alma Mater.....	Arizona State (1999)
Career Record/Record at ASU (Years).....	55-53 (2nd Season)
Assistant Coach.....	Mike Goff (2nd Season)
Assistant Coach/Pitching/Recruiting.....	Sam Peraza (2nd Season)
Assistant Coach.....	Dan Jaffe (1st Season)
Director of Player Development/Assistant Recruiting Coord.....	Travis Buck (2nd Season)
Director of Operations.....	Mike Porcaro (2nd Season)
Strength & Conditioning.....	Ted Henson (1st Season)
Athletic Trainer.....	Jesse Lowman (9th Season)
Dir. of Community Relations.....	Armando Flores (16th Season)

SPORTS INFORMATION

Baseball Contact.....	Jeremy Hawkes (7th Season) (BSB)/11th Season)
Office.....	480-965-9544
Cell.....	520-403-0121
E-Mail.....	jdhawkes@asu.edu
Director of Sports Information.....	Doug Tammara
Email.....	tammara@asu.edu

2022 RECAP

Overall Record.....	26-32
Conference record.....	13-17
Home record.....	19-13
Away record.....	6-17
Neutral site record.....	1-2
Postseason.....	Pac-12 Tournament (T-5th)
Final national finish.....	--
Conference finish.....	8th
Players Drafted.....	6

MEDIA INFORMATION

Credentials

All credential requests should be sent via email to Jeremy Hawkes (jdhawkes@asu.edu).

Interview Policy

Sun Devil Baseball's weekly media availability with vary week-to-week based on the season's schedule. Media Relations Director Jeremy Hawkes will reach out each week to confirm availability dates. Media planning to attend must contact Jeremy Hawkes (520-403-0121/jdhawkes@asu.edu) ahead of time and inform him of their plans or to be added to the distribution list.

Throughout the season's schedule, ASU will host postgame interviews in the Omaha Room after each game. Media members should request players at the beginning of the ninth inning. Please contact Jeremy Hawkes or a member of the media relations staff in the press box to coordinate those interviews. Media members who wish to schedule an interview outside of practice must contact Jeremy Hawkes.

Photography/Videography

Accommodations for B-Roll purposes at practice can be made through Jeremy Hawkes (jdhawkes@asu.edu). During games, credentials must be worn in plain view throughout the game and all photographers must adhere to painted lines and instructions given by security personnel and/or Arizona State staff members at all times. At no point during game action should a member of the media be on the field of play. Contact Jeremy Hawkes for any details regarding shooting game action.

Media Highlights Policy

Highlights Include Pac-12 Networks/ESPN/FOX network broadcasts (including affiliates such as ABC and ESPNU and CBS sublicensed telecasts), all home hosted non-televised competitions including those that are live streamed and any other sport events in which the Pac-12 controls the exhibition rights. No third-party organization may post competition footage of any Pac-12 game, non-conference home game or other contest for which the Pac-12 controls the media rights on its website without a license to the content from the Pac-12 Networks or its licensing partner (Wazee Digital), with the exception of news window

privileges described below. Alternatively, third parties are permitted to post video on their websites through the use of the Pac-12 Digital embeddable video player (embed code available at <http://video.pac-12.com>). Certified broadcast news outlets may use a maximum of 3 minutes of Pac-12 event footage on their regularly scheduled newscasts during the 48-hour news window following the conclusion of included events. If the highlights from a Pac-12 Networks production do not contain the Pac-12 Networks bug, the news outlet must insert "Courtesy of Pac-12 Networks" over the footage. Excerpts of those newscasts containing these highlights may also be posted to news providers' websites, but must be removed 48 hours after the conclusion of any included event, unless a license for that footage is obtained from Pac-12 Conference or its licensing Partner (Wazee Digital). Highlights may not be posted to YouTube, Facebook, or other social media properties.

2023 Media Coverage

The vast majority the Sun Devils games this season will be available to fans via the Pac-12 Network or the Pac-12 Live Stream online.

The Sun Devil Sports Radio Network is scheduled to broadcast 32-35 Sun Devil Baseball games this season between NBC Sports Radio AM 1060 and other affiliated radio stations. Fans can listen to the broadcasts on the radio or via the TuneIn app on thesundevils.com. Links to the streaming audio can be found on the online baseball schedule.

Tim Healey is set to serve his 25th season as the "Voice of the Sun Devils" on baseball broadcasts and will be joined for the fifth-straight season by color analyst Max Rossiter, who was an all-conference catcher for the Devils from 2012-13.

2023 Sun Devil Baseball

GAME NOTES/ROSTERS

PHOENIX -- Sun Devil Baseball will conclude the regular season at home this weekend, welcoming the UCLA Bruins for a three-game set beginning on Thursday, May 18 at Phoenix Municipal Stadium. The series will get underway at 7 p.m. AZT on Thursday, followed by a 6 p.m. first pitch on Friday and concluding at Noon on Sunday.

FOLLOW THE ACTION

- The series will be broadcast live on the Pac-12 Network throughout the weekend. Daron Sutton will be on the call for all three games.
- All games will be broadcast live over local airwaves on KDUS 1060 AM with Tim Healey and Max Rossiter providing the highlights.
- Fans are always encouraged to follow the Sun Devil Baseball team on social media for any program or schedule updates throughout the week on the Sun Devil Baseball Twitter account: @ASU_Baseball.

HONORING THE PAST

- The Sun Devils will wear black SB and MG tribute patches on batting helmets throughout the 2023 season to honor the loss of two great alumni this past offseason in Sal Bando and Mike Gallagher.
- On Friday night, over a dozen players and staff members - including current head coach Willie Bloomquist - from the 1998 Sun Devil Baseball team that advanced to the College World Series final will be on hand and recognized prior to the game.
- The Sun Devils will recognize all of the current teams seniors and graduates in the annual Senior Day celebration on Saturday prior to the series finale.

LAST TIME OUT: USC

- The Sun Devil bats went cold despite arguably the team's best pitching weekend of the season as ASU was swept by USC at Dedeaux Field in Los Angeles.
- ASU got quality starts from both Khristian Curtis and Ross Dunn, with Curtis twirling a career-best 7.0 innings of scoreless baseball and Dunn following with 6.0 innings of two-run ball in the finale.
- However, the normally potent ASU offense managed just two total runs for the weekend and just ten hits.
- The two total runs were the fewest for an ASU team over a three-game stretch since scoring only two over the final three games on the 1974 College World Series (Win over Temple 1-0, Losses to USC 1-3 and 0-1).

ON DECK: UCLA

- ASU leads the all-time series between the teams, 120-84 but it has been all UCLA in recent seasons, winning five-straight series against the Sun Devils and six of the last seven with a 15-6 record in that time. UCLA has swept ASU in each of the last two matchups.
- UCLA is 26-21-1 overall on the year, with a 15-7 mark in non-conference competition. The Bruins are 11-14-1 in Pac-12 play, with series wins against Oregon, Arizona, and Utah.
- The Bruins ranked top-10 nationally in ERA for most of the year, but enter this weekend ranked No. 37 (4.55). UCLA ranks top-10 nationally in strikeout-to-walk ratio (3.0, eighth) and walks allowed per nine innings (3.2, 10th).
- The Bruins are 21-2 this year when allowing four runs or fewer (5-19-1 when allowing 5+).
- Kelly Austin (3.04, fourth) ranks top-five in the Pac-12 in ERA.
- UCLA has sizable advantages in walks drawn vs. issued (252-155) and HBPs drawn vs. issued (68-40). The Bruins have issued more walks than they've drawn in just 11 of 48 games this year.

GOING CAMP-ING

- Ryan Campos was named to the Golden Spikes Award Midseason Watch List and also tabbed as the Pac-12 Player of the Week following the Washington State series. But the Sun Devils were without Campos' services for the majority of the month of April due to a oblique strain.
- He has reached base safely in 73-of-81 (90.1%) of games with the Sun Devils overall and all but two games this season.
- Campos is currently 15th among active Division I players with a career batting average of .376. It is the highest career average among active catchers in Division I.
- For the season, Campos is batting .399 - third in the Pac-12 and 35th in the nation according to the NCAA statistical minimums. It is the fifth-best average for a catcher in the country.
- He is second in the Pac-12 with a .506 OBP - aided by his team-leading 29 walks, which are 16th in the league (despite missing 11 games). He sits 15th in the Pac-12 with his .608 slugging percentage as well.
- Campos' 8.5 percent strikeout rate this season is the fourth-lowest in the Pac-12 while the .52 strikeout-to-walk ratio is tops in the league and 19th in the country.
- Campos is successful advancing runners at a .575 clip (42-of-73) - the second-highest average on the team.
- Campos led the Sun Devils with a .357 average last year as a true freshman - the sixth-best freshman average in program history and just ahead of head coach Willie Bloomquist's .356 average.
- It was the seventh-highest average in the Pac-12 prior to the NCAA tournament and the 11th-highest batting average for a catcher in the NCAA prior to the tournament and the fourth-highest for a Power Five catcher.
- It was the 10th-highest batting average for a freshman in the NCAA prior to the tourney and the best freshman catcher average in the country.
- He was one of just 19 freshmen to crack the Top-250 in the NCAA in average and the only freshman Power Five catcher to do so.
- It marked the second straight season a true freshman led the team in average (Ethan Long in 2021) - something that has never happened in consecutive years in program history and just the fourth time in program history overall that it had happened.
- His .363 average in league-only games was the fifth-highest in the conference.
- His .438 OBP in league games was also tops on the team and ninth in the Pac-12 and tops among league catchers.

USE THE FORCE, LUKE

- Luke Keaschall is currently fifth Pac-12 with 61 weighted runs created this season while his 24 weighted runs above average are fourth in the league.
- Moved to the cleanup spot in the batting order after leading off for the first month of the season (and batting only .213 through 13 games). Keaschall now sits 12th in the Pac-12 with a .347 average.
- Keaschall is batting .362 in Pac-12-only games - the fourth-highest average in the league. His .829 slugging percentage in conference-only games is second in the league while his 32 Pac-12 RBIs are third in the conference.

NUMERICAL QUICK ROSTER

No.	Name	Yr.	Pos.	B/T
2	Varnado, Drake	So.	INF	R/R
3	McLain, Nick	So.	OF	S/L
5	Curtis, Khristian	Jr.	RHP	R/R
6	Contrades, Nu'u	Fr.	INF	R/R
7	Hill, Luke	Fr.	INF	R/R
8	Weaver, Jonny	Gr.	INF	R/R
9	Pivaroff, Blake	Jr.	RHP	L/R
10	Bodlovich, Christian	RS Jr.	RHP	R/R
11	Vu, Kien	Fr.	OF	L/L
12	Manning, Timmy	Jr.	LHP	L/L
13	Meyer, Tyler	RS So.	RHP	R/R
14	Crenshaw, Wyatt	Sr.	INF	L/R
15	Newman, Trey	RS Jr.	C	R/R
17	Campos, Ryan	So.	C	L/R
18	Tobias, Jacob	So.	INF	L/R
19	Gardner, Dylan	Jr.	RHP	R/R
21	Rogers, Will	So.	UTL	R/R
22	Vargas, Jose	Fr.	OF	L/R
23	Hernandez, Stephen	Fr.	LHP	L/L
24	Jackson, Isaiah	Fr.	OF	L/R
25	Long, Ethan	Jr.	INF	R/R
26	Cano, Willie	Sr.	INF	R/R
27	Compton, Brandon	Fr.	INF	L/L
28	Humphres, Austin	Fr.	LHP	L/L
29	Stevenson, Owen	Jr.	RHP	R/R
31	Hansell, Josh	Jr.	RHP	R/R
32	Keaschall, Luke	Jr.	INF	R/R
33	Peery, Brock	Jr.	RHP	R/R
35	Beheler, Reese	Fr.	INF	L/R
37	Lebamoff, Nolan	Gr.	RHP	R/R
38	Valdez, Tyler	Jr.	RHP	R/R
39	Wainscott, Jesse	RS Sr.	RHP	R/R
40	Giblin, Jonah	R-So.	RHP	R/R
41	Balholm, Bronson	RS Sr.	C	S/R
45	Hanks, Ryan	Fr.	RHP	R/R
46	Dunn, Ross	Jr.	LHP	R/L
47	Tieding, Matt	RS Jr.	RHP	R/R

ALPHABETICAL QUICK ROSTER

No.	Name	Yr.	Pos.	B/T
48	Armbruester, Will	Sr.	RHP	R/R
41	Balholm, Bronson	RS Sr.	C	S/R
35	Beheler, Reese	Fr.	INF	L/R
10	Bodlovich, Christian	RS Jr.	RHP	R/R
17	Campos, Ryan	So.	C	L/R
26	Cano, Willie	Sr.	INF	R/R
27	Compton, Brandon	Fr.	INF	L/L
6	Contrades, Nu'u	Fr.	INF	R/R
14	Crenshaw, Wyatt	Sr.	INF	L/R
5	Curtis, Khristian	Jr.	RHP	R/R
46	Dunn, Ross	Jr.	LHP	R/L
19	Gardner, Dylan	Jr.	RHP	R/R
40	Giblin, Jonah	R-So.	RHP	R/R
45	Hanks, Ryan	Fr.	RHP	R/R
31	Hansell, Josh	Jr.	RHP	R/R
23	Hernandez, Stephen	Fr.	LHP	L/L
7	Hill, Luke	Fr.	INF	R/R
28	Humphres, Austin	Fr.	LHP	L/L
24	Jackson, Isaiah	Fr.	OF	L/R
32	Keaschall, Luke	Jr.	INF	R/R
37	Lebamoff, Nolan	Gr.	RHP	R/R
25	Long, Ethan	Jr.	INF	R/R
12	Manning, Timmy	Jr.	LHP	L/L
3	McLain, Nick	So.	OF	S/L
13	Meyer, Tyler	RS So.	RHP	R/R
15	Newman, Trey	RS Jr.	C	R/R
33	Peery, Brock	Jr.	RHP	R/R
9	Pivaroff, Blake	Jr.	RHP	L/R
21	Rogers, Will	So.	UTL	R/R
29	Stevenson, Owen	Jr.	RHP	R/R
47	Tieding, Matt	RS Jr.	RHP	R/R
18	Tobias, Jacob	So.	INF	L/R
38	Valdez, Tyler	Jr.	RHP	R/R
22	Vargas, Jose	Fr.	OF	L/R
2	Varnado, Drake	So.	INF	R/R
11	Vu, Kien	Fr.	OF	L/L
39	Wainscott, Jesse	RS Sr.	RHP	R/R
8	Weaver, Jonny	Gr.	INF	R/R

2023 Sun Devil Baseball

GAME NOTES

- His .719 slugging percentage on the season (16 homers, 1 triple, 23 doubles) has him third in the league and 47th nationally. 19 of his last 23 hits have been for extra bases.
- The 23 doubles lead the league by three over the next closest player and are second in the entire nation. His 52 career doubles are tied for 12th among all active Division I players. He became the third player under Willie Bloomquist to reach 20 doubles and 10 homers in a season and is only of just eight players overall to accomplish that feat for ASU since 1998. He is the only Pac-12 player to accomplish the milestone this season. He is one of just 14 players in Division I baseball to accomplish the feat this season.
- With four more homers, Keaschall would join Bob Horner as the only other player in Sun Devil history in the 20-20 club with 20 homers and 20 doubles.
- His 40 overall extra-base hits are four more than any player in the league.
- He is up to 50 RBIs for the season, including a herculean five-RBI effort in the series opening win over Arizona - sitting 9th in the Pac-12 in the process.
- Keaschall leads the team with six go-ahead/game-winning RBIs this season.
- Keaschall also finds himself fifth in the conference with 17 steals this season. He has only been thrown out twice, giving him the highest steal percentage in the Pac-12.
- Keaschall has been elite in making adjustments against starters, batting .414 in the third inning of games, typically when he is receiving his second AB of the game. 14 of his 50 RBIs have come in the third inning of games this year with five doubles and four homers.
- Keaschall has also been getting it done in the field, turning 133 defensive assists for the year, good for fifth in the Pac-12
- In four games against Utah Tech and Utah, the second baseman hit .625 (10-for-16) with 11 RBI, eight runs scored, three doubles, three home runs and a pair of stolen bases en route to Pac-12 Player of the Week honors and recognized by Collegiate Baseball News as one of its National Players of the Week.

JACOB'S LADDER

- Jacob Tobias got the first RBI of the 2023 season with his RBI single in the first inning of Opening Night and that has been a trend for his season.
- Tobias leads the team with 57 RBIs this season - good for fourth in the Pac-12. His 16-multi-RBI games pace the team as well.
- The RBI tally is especially notable as he had just 29 total RBIs in the entirety of last season.
- Tobias has been deadly the second time through the order, recorded 22 of his RBIs in the fourth or fifth innings of games, typically when he sees a starter for the second or third time in a game. He is batting .407 and .471 in those innings, respectively.
- Tobias has recorded an RBI in 10 of the last 14 games and 31 games overall (63.2 percent).
- His success has come largely from coming through in the clutch with a .439 average with runners in scoring position (29-of-66). His 29 hits with runners in scoring position are seven more than any teammate.
- He is an incredible 7-for-9 this season with the bases loaded and has brought a runner home from third with less than two outs 75 percent of the time (15-of-20)
- While not looking the part, his four triples this season give him five for his career, marking him the active career leader in the category at ASU in games played for the Sun Devils. The four triples this season are Top-35 nationally and fourth in the Pac-12.
- Tobias was named to the Preseason All-Pac-12 team after being a first team selection as designated hitter last season.
- His 12 bases (two homers, two doubles) against Utah in the series finale last season were tied for the most by a Pac-12 player in a game last year. His seven homers last year were tied for eighth in ASU freshman history. His 23 RBIs in Pac-12 games were the second-most on the team, 20th in the Pac-12 and third among Pac-12 freshmen.

RUNNING UP THAT HILL

- Luke Hill has not at all looked like a true freshman starting at shortstop in his first season of action, showing savvy skills with the bat and with the glove.
- Hill is sitting with a .326 average that is Top-40 among all freshmen nationally.
- Hill leads the team with a .434 average with runners in scoring position (on 23-of-53 hitting).
- He had the massive go-ahead RBI in the rubber match against Cal with his eighth inning RBI single that was part of a massive nine-run inning to complete the comeback. He would do the exact same less than two weeks later with a two-RBI single against GCU to cap off ASU's nine-run eighth inning with the go-ahead RBIs in that game as well as part of the team's seven-run comeback. He also ended #23 Oregon's no-hitter in the fifth inning Sunday with his two-run blast that was the catalyst to another five-run come-from-behind victory.
- In fact, of his last 25 RBIs, 16 have come in eight different games when the Sun Devils have trailed by 3+ runs. ASU has come back to win five of those games. His 42 overall RBIs this season are third on the team and 22nd in the Pac-12
- After a solo shot for his first career homer, all five homers since then have come with at least one man on, including four three-run shots.
- He is second on the team with four game-winning/go-ahead RBIs this season.
- His 132 defensive assists are sixth in the Pac-12 and most of any Pac-12 freshman.

BIG MAC

- Willie Bloomquist gushed over redshirt freshman Nick McLain during the preseason about his ability at the plate but a hamate injury knocked him out of the lineup for the first 32 games of the season.

- McLain has shown he is every bit as advertised, recording a hit in his first 11 collegiate games he appeared in. In doing so, he became the first Sun Devil freshman to get a hit in the first 11 games of their career since at least the 1998 season - as far back as readily available recording in the category go.
- He has a hit in 14 of his first 18 career games
- McLain is batting .338 with a .690 slugging percentage behind his for doubles and seven homers. 11 of his 24 hits this year have been for extra bases.
- McLain became the first player since Gage Workman in 2019 to homer from both sides on the plate, doing so against Oregon.
- The freshman has been elite in the second half of games, recording a .600 average in the fifth, .725 average in the sixth, a .500 average in the eighth and a .403 average in the ninth and slugging over 1.000 in all of those.

NOT SO QUIET WYATT

- Transfer Wyatt Crenshaw posted video game numbers last season at Colorado College and has quickly shown that was no fluke, speaking plenty loud with his bat despite saying approximately 18 total words in post-game press conferences this season.
- Crenshaw is batting .277 on the season, slugging .508 with nine homers, a triple and 16 doubles - the latter good for fourth in the Pac-12.
- Crenshaw has been at his best late in games, with a .514 batting average/.692 slugging percentage in the seventh innings and a .448 average/.550 slugging in the eighth inning of games this season.

WHO'S THE NU'U GUY

- It was a quiet start for true freshman Nu'u Contrades but he has swung one of the hottest bats in the conference over the middle part of the season.
- Contrades has a .305 average on the year after sitting below the Mendoza line after the March 7 loss at Oklahoma State.
- The .305 average is Top-50 among all freshmen in the country this season and top-25 among freshmen infielders.
- In league-only games, Contrades has 23 RBIs - 13th-most in the Pac-12. His .313 average in Pac-12 games is 20th in the league and his .522 slugging percentage in Pac-12 games is 25th in the league.
- Contrades was the Pac-12 Player of the Week after he single-handedly propelled ASU to victory in the series clinching win on Saturday against rival Arizona, going 3-for-5 with a career-best five RBIs - including the go-ahead three-run homer in the sixth inning. He followed that up with a 4-for-5 outing with another bomb and three RBIs in the series sweeping win on Sunday. He led the team with 10 RBIs (of 31 total for the week for ASU) with a .947 slugging percentage while batting .474 on 9-of-19 hitting.

GRABBING THE BULL-PEN BY THE HORNS

- ASU stranded 497 opponent baserunners last season - an average of 8.6 per game. That total is 401 this season - good for 8.2 per game. ASU relievers have been fairly efficient getting out of jams, stranding 53-of-123 inherited runners for the season (43.1 percent).
- ASU's used midweek games as bullpen days and the crew has been absolutely electric, going 7-1 in single-game midweeks this season and 8-4 overall after going 5-7 in them last season.
- For the season, the bullpen is posting a 5.53 ERA with an 19-7 record in decisions and 10 saves. The squad has 214 strikeouts to 114 walks (over 247.1 innings) and is holding opponents to .271 batting. While not entirely electric, it is a marked improvement from last season where the 2022 Sun Devil bullpen had a 6.71 ERA for the season with a 13-19 record in decisions with 231 strikeouts to 170 walks (over 271.0 innings) and a .299 average against.
- Matt Tieding has been essential in saving the Sun Devil bullpen after tough outings for starters this year. AS A RELIEVER, the newcomer has a 4-1 record in 30.2 innings. He is holding opponents to a .248 average out of the bullpen with 16 strikeouts to just six walks.
- Nolan Lebamoff has been another that has come on strong of late, posting a 3-0 record out of the bullpen with a 3.97 ERA. After giving up three runs in his first two games over 1.1 innings, Lebamoff has not allowed an earned run in 17 of his last 21 appearances. Opponents are managing just a .244 batting average against him this year.
- Blake Pivaroff has sneakily posted an exceptional month-plus of baseball. Following his outing against Oklahoma State on March 7, Pivaroff sat with a 7.56 ERA over six appearances. Since then, Pivaroff has made a team-leading 18 appearances and posted a 3.12 ERA with a 2-2 record and three saves over 17.92 innings of work, holding opponents to a .173 average with 15 strikeouts to just five walks.
- Timmy Manning and Owen Stevenson have solidified valuable roles out of the pen for ASU with Manning posting one or fewer runs in seven of his last 10 bullpen appearances with 25 strikeouts to eight walks in that span.
- Stevenson has allowed just 11 earned runs in his last 18 appearances over 30.2 innings, with 38 strikeouts to eight walks in that stretch.
- Brock Peery has stranded a team-high 18 inherited runners on the year. Peery led the league with 10 saves last season year - good for 26th in the country. He added two in the first four games this season and tacked on a win for good measure. The 10 saves last season were tied for seventh-most at ASU since the 1998 season and marked the first time a closer reached double digits in the category at ASU since 2016.

PLAYING THE FIELD

- ASU turned 50 double plays last year - a tally good for 21st in Division I and fourth in the Pac-12. The squad turned 110 double plays over the previous two seasons.
- ASU has 42 double plays this season, second in the Pac-12 and 35th nationally
- Luke Keaschall (133) and Luke Hill (132) are fifth and sixth in the Pac-12 in defensive assists this season.
- For the third straight season, the majority of position players on the diamond are new faces with only Will Rogers (left field) and Ryan Campos (catcher) starting the season reprising their roles from last year. ASU had just two players start last season in the same position they finished in 2021 (Joe Lampe in CF, Nate Baez at C and Sean McLain at 2B, though McLain was playing shortstop by the second weekend while Baez moved around the field by Week Two as well). ASU's only veteran starter in 2021 was Drew Swift - who shifted over to shortstop after spending the majority of his career at second base. All other positions on the diamond that season replaced by newcomers.
- ASU had four fielders in the Top-30 in fielding percentage in the Pac-12 last year (min. 100 chances) in Joe Lampe, Kai Murphy, Ryan Campos and Conor Davis. That was tied with USC and Oregon State for the most in the Pac-12.
- Sean McLain had the second-most defensive of assists of any player in the Pac-12 (179) - the second straight season an ASU player accomplished that feat following Drew Swift (171) in 2021.

HEADED TO THE GAP

- ASU got a slow start in the doubles category this season but has come in the second half of the year. After having just 13 in the first 11 of the season, ASU now sits in the Top-75 nationally with 101 after it was 252nd on March.
- The team has recorded a double in 41 of 50 games overall with multiple doubles in 24 of those.
- Luke Keaschall is second in the entire country with 23 doubles with teammate Wyatt Crenshaw is 11th in the Pac-12 with 16 doubles.
- The Sun Devils recorded 134 doubles last year, good for 19th in the nation and third in the Pac-12. The 127 doubles during the regular season were the most for a Sun Devil team in the REGULAR SEASON in the BBCOR era (since 2011) and tied for the fifth-most in a regular season since 1998.
- ASU had at least one double in all but six games last season and multiple doubles in 36 of 58 games.
- There were 45 Pac-12 players with double-digit doubles in the regular season, of which ASU had seven (Baez, Lampe, Rogers, McLain, Long, Davis, Murphy). No other team had more than six.

CHICKS DIG THE LONG BALL

- 12 different players have logged a home run for ASU and 10 have multiple home runs
- ASU has eight different players with at least six homers - more than any other team in the Pac-12.
- The Sun Devils have seven players with at least seven homers - two more than any other team at ASU has had since at least the 1998 season and with one more within striking distance as well.
- ASU's 79 homers are third in the Pac-12 and 44th nationally
- The better news is ASU finally started the get pumps with runners on base. 35 of the last 62 Sun Devil home runs this season have come with runners on base after 14 of the first 17 this season were solo shots. Of the 24 solo shots, 16 were leadoff homers and thus not given the opportunity to happen with runners on base.
- ASU recorded seven homers against Washington State, which had entered the series leading the Pac-12 with only 14 allowed through its first 27 games.
- Oregon State led the Pac-12 with just 18 home runs allowed at the time before getting tagged by seven by the Sun Devils - including two games with three homers - the first time OSU had allowed three or more in back-to-back games since 2010.
- ASU recorded 13 in three games against Oregon (including six on Saturday, tied for the second-most in school history), the most for a weekend series since at least 1998) -
- Of the nine position players with at least 30 starts last season, all nine had multiple home runs. ASU had ten total players with multiple homers.
- ASU had five players with at least seven homers last year, tied for the second-most at ASU since 1998.
- The timing of the home runs improved immensely over the second half of the last season. On 24 of the final 37 homers on the year, ASU had at least one runner on base. That was notable as ASU had runners on base just eight times on the teams first 27 homers. ASU will hope for some deja vu in that area with 14 solo homers on 17 home runs this season.
- The Sun Devils had four grand slams last year - the most it had had in a season since 2004 (also four).

COMING IN HOT

- The Sun Devil bats are sitting near the top of the league in most offensive categories.
- ASU's .297 average as a team is third in the Pac-12 and 58th nationally while the squad's .502 slugging percentage is fourth in the league and 44th in the country.
- The team is third in the league with 515 hits, good for 57th nationally and notable as the team was 115th in the country in the category on March 8.
- ASU was 92nd in the nation in slugging percentage on March 8, 191st in doubles and 131st in batting average. Those totals now sit at 57th, 74th and 44th, respectively.
- ASU has reached double digit hits in 21 of its last 37 games and 28 games overall. ASU

- reached double digits in hits in 28 of the last 34 games of 2022 and 37 times in 58 games.
- The Sun Devils have thrived in the big innings, 12 times this season recording five or more runs in an inning.
 - The Sun Devils have owned opponent bullpens this season, as other teams have a miserable 7.35 ERA against the ASU offense and a 8-11 record in decisions. ASU is batting .300 off opponent pens with 37 homers, 51 doubles and six triples over 220.1 innings. ASU has worked a 106 walks to 187 strikeouts against opponent bullpens.
 - Oregon State closer Ryan Brown (10) and Oregon closer Josh Mollerus (10) have allowed just 20 earned runs this season over 50+ innings combined. Eight of those (four each) have come against the Sun Devils.
 - The team has posted 46 runs in the eighth inning of games this season, just under a run per game. The team is batting .323 in the eighth inning of games with a .542 slugging percentage. The squad has 23 home runs total in innings 7-9 - easily surpassing its total of 17 from a year ago.

HOLD ON TO YOUR SEATS

- ASU has its part to shake off some of that bad mojo from last season in close games thus far, winning five one-run games (after going just 1-7 in such games last season) and 16-8 in games decided by three runs or less - a category ASU was 14-16 in a year ago.
- ASU has trailed at one point in 15 of its last 20 victories and in 17 of the team's wins overall this year.
- ASU has been incredibly efficient at closing games out, going 22-4 when leading after six, 25-1 when leading after seven and 26-0 when leading after eight.
- In a season and a half under Willie Bloomquist, the Sun Devils have shown that no opponent lead is safe, showing off plenty of grit in erasing multi-run deficits. ASU has nine wins this season when trailing by at least three runs at some point in the game and four of those by at least five.
- Last season, the seven-run deficit overcome by the Sun Devils to defeat and take the series from Cal was the most since March 3, 2000 against Arizona.
- ASU has doubled down at that this season with the victories over North Dakota State and GCU, overcoming a 7-0 deficit in both (and 9-2 in the entering the eighth against GCU) for victories in both.
- Three times last season ASU rallied from a deficit of five or more runs to tie or win the game - the first time that had happened since 2010 (also 3). ASU has surpassed that and won four games this season in which it trailed by five runs.

DO I KNOW YOU?

- The Sun Devils welcome an incredible 28 new faces to the roster in 2023. ASU went hard in the Transfer Portal during the offseason, recording the No. 2 transfer portal class in the nation according to several outlets.
- The new batch was highlighted by a total overhaul of the pitching staff, which will feature three transfer starters this weekend in LHP Ross Dunn (Florida State), RHP Khristian Curtis (Texas A&M) and LHP Timmy Manning (Florida). Owen Stevenson (San Francisco) also figures to find a spot in the rotation over the course of the season.
- Dunn competed for Team USA on the Collegiate National Team this past summer.
- Preseason All-American Luke Keaschall (San Francisco) highlights the incoming position players).
- Among the newcomers, freshman Isaiah Jackson ('22, Astros, 18th Round), Dunn ('19, Yankees, 11th Round) and Drake Varnado ('21, Diamondbacks, 17th Round) have all been drafted at some point in their careers.
- The Sun Devils didn't have a single freshman arm in the clubhouse last season but welcomes four this season (Ryan Hanks, Brandon Compton, Austin Humphres and Stephen Hernandez).
- After the departure of Sean McLain to the MLB Draft following last season, the Sun Devils will welcome his brother Nick McLain to the clubhouse this season with the youngster expected to be the Opening Day center fielder.
- ASU will feature an entirely new infield this season, highlighted by standout freshmen Nu'u Contrades, Luke Hill and Reese Beheler with a deep group of veteran transfers in Keaschall, Vernado, Jonny Weaver, Willie Cano and Wyatt Crenshaw.

2023 Sun Devil Baseball

HOME RUNS/DOUBLE PLAYS/PITCHING/TROPHY CASE

HOME RUN TRACKER

Player (Season, No.)	Gm #	Date	Opponent	On Base	Inning	Outs	Count	Score	Final
Will Rogers (1)	1	Feb. 17	SDSU	0	1	0	3-2	1-0	6-5
Luke Keaschall (1)	2	Feb. 18	SDSU	0	1	0	0-0	1-0	6-5
Isaiah Jackson (1)	2	Feb. 18	SDSU	0	1	0	0-0	1-0	6-5
Ryan Campos (1)	4	Feb. 21	UNLV	0	1	2	3-1	0-0	6-5
Ethan Long (1)	4	Feb. 21	UNLV	0	1	0	0-0	1-0	6-5
Wyatt Crenshaw (1)	4	Feb. 21	UNLV	0	1	0	0-0	1-0	6-5
Luke Keaschall (2)	5	Feb. 24	@ Miss St.	1	0	1	1-1	0-0	6-5
Wyatt Crenshaw (2)	5	Feb. 24	@ Miss St.	1	0	1	0-0	0-0	6-5
Luke Hill (1)	7	Feb. 26	@ Miss St.	0	1	0	0-0	2-3	6-6
Ethan Long (2)	7	Feb. 26	@ Miss St.	0	1	0	0-1	2-12	6-6
Ethan Long (3)	8	March 1	NDSU	1	1	0	0-2	0-7	10-6
Jacob Tobias (1)	8	March 1	NDSU	0	1	1	3-2	0-6	10-6
Will Rogers (2)	8	March 1	NDSU	0	1	1	0-0	1-6	10-6
Isaiah Jackson (2)	9	March 3	UC Irvine	0	1	2	2-2	1-5	10-6
Ryan Campos (2)	9	March 3	UC Irvine	0	1	0	1-1	3-11	10-6
Jacob Tobias (2)	9	March 3	UC Irvine	0	1	0	0-0	4-11	10-6
Jacob Tobias (3)	11	March 5	UC Irvine	0	1	1	1-1	0-6	12-7
Willie Cano (1)	13	March 8	at #13 Oklahoma St.	1	0	1	1-0	0-6	14-7
Ryan Campos (3)	15	March 11	UC Davis	1	1	1	2-0	0-0	15-4
Nu'u Contrades (1)	16	March 12	UC Davis	1	1	1	0-0	0-0	17-4
Ryan Campos (4)	16	March 12	UC Davis	0	1	0	0-0	13-0	17-4
Nu'u Contrades (2)	17	March 14	Utah Tech	0	1	0	1-2	0-1	19-1
Luke Keaschall (3)	17	March 14	Utah Tech	0	1	0	1-0	2-1	19-1
Luke Keaschall (4)	18	March 17	@ Utah	1	1	1	1-0	7-4	19-1
Wyatt Crenshaw (3)	19	March 18	@ Utah	1	1	1	1-0	0-5	15-6
Luke Keaschall (5)	19	March 18	@ Utah	1	1	1	1-0	0-5	15-6
Wyatt Crenshaw (4)	20	March 19	@ Utah	0	1	1	1-0	0-5	15-6
Luke Keaschall (6)	22	March 24	Arizona	0	1	0	1-0	0-0	15-6
Luke Keaschall (7)	22	March 24	Arizona	0	1	0	0-0	0-0	15-6
Nu'u Contrades (3)	23	March 25	Arizona	0	1	0	0-2	0-0	15-6
Wyatt Crenshaw (5)	24	March 26	Arizona	0	1	0	0-2	0-0	15-6
Kien Vu (1)	24	March 26	Arizona	0	1	0	0-0	0-0	15-6
Nu'u Contrades (4)	24	March 26	Arizona	0	1	0	0-0	0-0	15-6
Ryan Campos (5)	24	March 26	Arizona	0	1	0	0-2	0-0	15-6
Nu'u Contrades (5)	25	March 28	@ UNLV	1	1	0	1-1	0-6	16-3
Nu'u Contrades (6)	27	April 1	@ Cal	2	1	1	1-0	4-3	16-3
Isaiah Jackson (3)	29	April 4	Seattle U	1	1	1	2-2	0-11	16-3
Luke Hill (2)	30	April 6	Washington State	2	1	0	1-0	0-6	18-8
Jacob Tobias (4)	30	April 6	Washington State	0	1	0	3-1	0-6	18-8
Isaiah Jackson (4)	31	April 7	Washington State	1	1	0	2-0	0-0	18-8
Ryan Campos (6)	31	April 7	Washington State	0	1	0	1-1	0-0	18-8
Will Rogers (3)	32	April 8	Washington State	0	1	0	0-0	0-0	18-8
Nu'u Contrades (7)	32	April 8	Washington State	0	1	0	2-1	0-0	18-8
Ryan Campos (7)	32	April 8	Washington State	0	1	0	2-1	0-0	18-8
Luke Hill (3)	33	April 11	@ GCU	1	1	1	2-2	0-13	19-10
Nick McLain (1)	33	April 11	@ GCU	1	1	1	2-1	0-13	19-10
Wyatt Crenshaw (6)	34	April 14	@ Washington	0	1	0	0-2	0-0	19-10
Nick McLain (2)	34	April 14	@ Washington	0	1	0	0-0	0-0	19-10
Jacob Tobias (5)	35	April 15	@ Washington	0	1	0	3-2	4-1	18-8
Isaiah Jackson (5)	35	April 15	@ Washington	1	1	1	1-2	4-1	18-8
Luke Keaschall (8)	37	April 21	#21 Oregon State	0	1	0	3-2	4-1	11-13
Nick McLain (3)	37	April 21	#21 Oregon State	2	1	1	1-1	1-11	11-13
Luke Keaschall (9)	37	April 21	#21 Oregon State	0	1	0	1-0	0-13	11-13
Jacob Tobias (6)	38	April 22	#21 Oregon State	0	1	0	2-0	0-1	11-13
Isaiah Jackson (6)	38	April 22	#21 Oregon State	0	1	0	0-1	1-7	11-13
Isaiah Jackson (7)	38	April 22	#21 Oregon State	0	1	0	0-1	1-7	11-13
Luke Keaschall (10)	39	April 23	#21 Oregon State	0	1	0	0-0	4-5	15-10
Luke Hill (4)	40	April 25	Cal State Fullerton	2	1	0	1-0	4-5	15-10
Luke Keaschall (11)	40	April 25	Cal State Fullerton	0	1	0	0-0	0-1	15-10
Jacob Tobias (7)	41	April 26	Cal State Fullerton	3	1	0	2-2	1-6	18-11
Nick McLain (4)	42	April 28	@ #23 Oregon	0	1	1	1-0	1-9	11-11
Nick McLain (5)	42	April 28	@ #23 Oregon	0	1	0	0-2	0-11	11-11
Jacob Tobias (8)	42	April 28	@ #23 Oregon	0	1	0	3-1	0-11	11-11
Wyatt Crenshaw (7)	43	April 29	@ #23 Oregon	0	1	1	1-1	0-10	10-6
Wyatt Crenshaw (8)	43	April 29	@ #23 Oregon	0	1	1	3-2	1-2	10-6
Luke Keaschall (12)	43	April 29	@ #23 Oregon	0	1	0	0-0	1-2	10-6
Luke Keaschall (13)	43	April 29	@ #23 Oregon	0	1	0	0-1	1-2	10-6
Nick McLain (6)	43	April 29	@ #23 Oregon	0	1	0	0-1	1-2	10-6
Jacob Tobias (9)	43	April 29	@ #23 Oregon	0	1	0	0-1	1-2	10-6
Luke Hill (5)	44	April 30	@ #23 Oregon	1	1	1	3-1	0-6	0-6
Luke Keaschall (14)	44	April 30	@ #23 Oregon	1	1	2	1-1	4-5	0-6
Jacob Tobias (10)	44	April 30	@ #23 Oregon	0	1	2	2-0	6-5	0-6
Nu'u Contrades (8)	44	April 30	@ #23 Oregon	1	1	2	0-1	7-5	0-6
Isaiah Jackson (8)	45	May 5	#7 Stanford	0	1	0	2-0	0-0	0-6
Nick McLain (7)	45	May 5	#7 Stanford	1	1	0	0-2	1-4	11-3
Luke Keaschall (15)	46	May 6	#7 Stanford	0	1	0	0-2	0-6	11-3
Luke Hill (6)	46	May 6	#7 Stanford	0	1	0	0-1	0-6	11-3
Luke Keaschall (16)	46	May 6	#7 Stanford	0	1	0	0-0	0-6	11-3
Wyatt Crenshaw (9)	47	May 7	#7 Stanford	0	1	0	1-1	3-5	4-9

*-Leadoff Home Run

GAME-WINNING RBI/Run (RBI/Run [When not an RBI] Responsible for the Go-Ahead Run and a Lead Not Relinquished)

Player	Gm #	Date	Opponent	Season #	Inning	Outs	Count	Result	Final
Will Rogers	1	Feb. 17	SDSU	1	9	0	0-0	HR 7 RBI	6-5
Luke Keaschall	2	Feb. 18	SDSU	1	1	0	0-0	HR 7	6-5
Jonny Weaver	3	Feb. 19	SDSU	1	7	2	1-2	1B 7 RBI	1-0
Ryan Campos	4	Feb. 21	UNLV	1	1	2	3-1	1B 7	6-5
Luke Keaschall	5	Feb. 24	@ Miss St.	1	1	0	1-0	1B 7	6-5
Will Rogers	8	March 1	NDSU	1	9	0	3-2	1B 7 RBI	10-6
Luke Hill	14	March 10	UC Davis	1	1	0	3-1	1B 7 RBI	6-4
Ryan Campos	15	March 11	UC Davis	1	1	0	3-1	1B 7 RBI	6-4
Ryan Campos	16	March 12	UC Davis	1	1	0	0-1	1B 7 RBI	17-4
Luke Hill	17	March 14	Utah Tech	1	3	0	1-2	1B 7 RBI	19-1
Luke Keaschall	18	March 17	@ Utah	1	3	4	3-1	1B 7 RBI	19-1
Wyatt Crenshaw	19	March 18	@ Utah	1	2	1	2-0	HR RF 2 RBI	15-6
Nu'u Contrades	21	March 22	#25 Grand Canyon	1	1	2	1-1	2B 1 F 3 RBI	11-1
Luke Keaschall	22	March 24	Arizona	1	4	3	0-0	1B 1 CF 3 RBI	6-5
Nu'u Contrades	23	March 25	Arizona	1	1	0	0-1	HR 1 F 3 RBI	7-4
Jacob Tobias	24	March 26	Arizona	1	1	0	2-0	6B 8 F	10-6
Jacob Tobias	25	March 28	@ UNLV	1	1	0	0-1	6B 8 F 2 RBI	4-9
Wyatt Crenshaw	26	March 1	@ Cal	1	3	1	3-2	1B 5 F 1	15-10
Luke Hill	28	April 2	@ Cal	1	3	1	3-1	1B 5 F 1	9-6
Jacob Tobias	29	April 4	Seattle U	1	3	1	3-1	1B 5 F 1	9-6
Kien Vu	30	April 6	Washington State	1	9	1	3-2	1B 8 RBI	6-5
Ryan Campos	31	April 7	Washington State	1	6	0	1-1	HR RF	6-3
Will Rogers	32	April 8	Washington State	1	3	1	0-0	HR 1 F 2 RBI	4-1
Luke Hill	33	April 11	@ GCU	1	8	2	3-2	1B 6 RBI	13-10
Wyatt Crenshaw	35	April 15	@ Washington	1	3	1	1-0	Scored on DP	8-6
Isaiah Jackson	38	April 22	#21 Oregon State	1	9	2	2-1	Grand Slam	11-7
Nu'u Contrades	39	April 23	#21 Oregon State	1	7	0	-	WP	12-10
Luke Keaschall	40	April 25	Cal Stat Fullerton	1	5	1	3-2	1B 6 RBI	9-1
Luke Keaschall	44	April 30	@ #23 Oregon	1	6	2	1-1	HR 7 2 RBI	9-6

2023 TROPHY CASE

Luke Keaschall

Pac-12 Player of the Week - March 20

Collegiate Baseball News National Players of the Week - March 20

Nu'u Contrades

Pac-12 Player of the Week - March 27

Ryan Campos

Golden Spikes Award - Midseason Watch List

Pac-12 Player of the Week - April 10

2022 TROPHY CASE

Ryan Campos

Pac-12 Conference - Honorable Mention - Catcher

NCBWA Freshman All-American - Catcher

Jacob Tobias

Pac-12 Conference - First Team - DH

Collegiate Baseball News Freshman All-American - DH

Brock Peery

Pac-12 All-Conference (Honorable Mention)

MLB Draft

Joe Lampe, OF, Cleveland Guardians, Round 3, Pick 95

Sean McLain, INF, Los Angeles Dodgers, Round 5, Pick 165

Nate Baez, C, Minnesota Twins, Round 12, Pick 354

Kyle Luckham, RHP, Washington Nationals, Round 15, Pick 441

Adam Tulloch, LHP, Cleveland Guardians, Round 15, Pick 451

Ethan Long, 1B, San Francisco Giants, Round 20, Pick 616

SAVES

No.	Date	Opponent	Pitcher (Save #)	IP (H, R, ER, BB, K)
1	2/18	SDSU	Brook Peery (1)	0.1 (0-0, 0, 1)
2	2/21	UNLV	Brook Peery (2)	0.2 (0-0, 0, 1)
3	3/11	UC Davis	Jesse Wainscott (1)	2.0 (0-0, 0, 1)
4	3/17	@ Utah	Jesse Wainscott (2)	1.0 (2-1, 0, 0)
5	3/24	Arizona	Blake Pivaroff (1)	1.0 (1-1, 0, 1)
6	3/25	Arizona	Owen Stevenson (1)	2.0 (1-1, 0, 2)
7	3/31	@ Cal	Owen Stevenson (2)	1.0 (0-0, 1, 3)
8	4/7	WSU	Owen Stevenson (3)	2.0 (1-0, 0, 0, 5)
9	4/8	WSU	Owen Stevenson (4)	1.0 (0-0, 0, 2)
10	4/23	#21 OSU	Blake Pivaroff (2)	1.0 (1-0, 0, 1, 0)
11	4/30	@ #23 Oregon	Blake Pivaroff (3)	1.0 (0-0, 0, 1, 1)

QUALITY STARTS

No.	Date	Opponent	Pitcher (QS #)	IP (H, R, ER, BB, K)
1	3/10	UC Davis	Ross Dunn (1)	6.0 (2-1, 2, 8)
2	4/8	Washington St.	Khristian Curtis (1)	6.0 (4-1, 1, 8)
3	5/13	@ USC	Khristian Curtis (2)	7.0 (5-0, 0-1, 5)
4	5/14	@ USC	Ross Dunn (2)	6.0 (8-2, 2, 3, 4)

2023 Sun Devil Baseball

SERIES STATS AND INDIVIDUAL STREAKS

SERIES STATS

HITTING	W-L	AVG.	R	H	2B	3B	HR	RBI	BB	SO
SDSU	3-0	.321	12	27	6	1	3	12	11	18
@MISS. ST.	1-2	.243	17	25	0	1	4	15	19	33
UCIRVINE	0-3	.272	17	28	3	2	4	17	10	26
#13 OK STATE	0-2	.215	8	14	5	0	1	7	11	23
UC DAVIS	3-0	.409	30	45	9	0	3	28	11	10
@UTAH	2-1	.356	30	42	11	0	4	29	12	25
ARIZONA	3-0	.333	23	33	7	0	7	23	6	26
@CAL	2-1	.345	23	41	4	0	1	20	12	30
WASHINGTON STATE	3-0	.250	16	23	2	0	7	15	8	18
@WASHINGTON	1-1	.286	11	20	4	1	4	10	5	17
#21 OREGON STATE	2-1	.327	34	36	10	0	7	33	16	19
CAL STATE FULLERTON	1-1	.346	17	28	9	0	3	15	12	11
@#23 OREGON	1-2	.248	24	26	5	0	13	23	13	23
#7 STANFORD	0-3	.259	21	28	5	0	6	20	9	34
@USC	0-3	.118	2	10	2	1	0	2	10	12
SINGLE GAME MIDWEEKS	7-1	.313	66	89	19	4	12	61	31	59

PITCHING	W-L	ERA	H	R	ER	BB	SO	SV	SCORE
SDSU	3-0	2.33	22	8	7	10	25	1	12-8
@MISS. ST.	1-2	9.00	28	25	25	17	26	0	17-25
UCIRVINE	0-3	7.33	32	33	22	20	23	0	17-33
OK STATE	0-2	7.88	20	15	14	12	10	0	8-15
UC DAVIS	3-0	3.00	20	9	9	6	25	1	30-9
@UTAH	2-1	7.96	28	27	23	14	20	1	30-27
ARIZONA	3-0	4.67	24	15	14	10	25	2	23-15
@CAL	2-1	4.50	21	16	13	11	24	1	23-16
WASHINGTON STATE	3-0	2.67	21	8	8	10	38	2	16-8
@WASHINGTON	1-1	4.76	22	14	9	10	15	0	11-14
#21 OREGON STATE	2-1	8.00	34	30	24	24	34	1	34-30
CAL STATE FULLERTON	1-1	5.40	24	12	12	10	18	0	17-12
@#23 OREGON	1-2	10.44	39	33	29	12	21	1	24-33
#7 STANFORD	0-3	9.33	39	29	28	11	26	0	21-29
USC	0-3	3.75	25	11	10	11	17	0	2-11
SINGLE GAME MIDWEEKS	7-1	5.70	82	52	45	24	68	1	66-52

STREAKS AND SUPERLATIVES

Multiple Hit Games	2	3	4	5+	Total
32 Keaschall, Luke	15	5	1	1	22
18 Tobias, Jacob	17	3	-	-	20
7 Hill, Luke	13	4	-	-	17
14 Crenshaw, Wyatt	12	4	-	-	16
6 Contrades, Nu'u	9	4	3	-	16
17 Campos, Ryan	9	5	1	-	15
24 Jackson, Isaiah	10	-	-	-	10
3 McClain, Nick	4	2	-	-	6
11 Vu, Kien	3	1	-	-	4
26 Cano, Willie	3	1	-	-	4
25 Long, Ethan	3	-	-	-	3
21 Rogers, Will	2	1	-	-	3
15 Newman, Trey	2	1	-	-	3
41 Balholm, Bronson	2	-	-	-	2
TEAM	104	31	5	1	141

Multiple RBI Games	2	3	4	5+	Total
18 Tobias, Jacob	9	4	1	1	15
32 Keaschall, Luke	7	6	1	1	15
14 Crenshaw, Wyatt	10	1	-	-	11
6 Contrades, Nu'u	4	4	1	1	10
7 Hill, Luke	3	5	-	1	9
3 McClain, Nick	2	1	1	1	5
24 Jackson, Isaiah	4	-	-	1	5
25 Long, Ethan	2	1	-	-	3
26 Cano, Willie	3	-	-	-	3
21 Rogers, Will	3	-	-	-	3
17 Campos, Ryan	1	2	-	-	3
TEAM	48	24	4	6	82

Hitting Streaks	Longest	Current
18 Tobias, Jacob	11	8
17 Campos, Ryan	11	3
32 Keaschall, Luke	11	2
3 McClain, Nick	11	-
7 Hill, Luke	8	1
6 Contrades, Nu'u	8	1
14 Crenshaw, Wyatt	8	2
15 Newman, Trey	7	-
11 Vu, Kien	7	-
41 Balholm, Bronson	5	-
25 Long, Ethan	5	-
26 Cano, Willie	4	-
21 Rogers, Will	3	-
24 Jackson, Isaiah	3	2
35 Beheler, Reese	2	-
2 Varnado, Drake	1	-
8 Weaver, Jonny	1	-

Reached Base Streaks	Longest	Current
17 Campos, Ryan	31	31
18 Tobias, Jacob	30	8
7 Hill, Luke	16	1
32 Keaschall, Luke	15	10
3 McClain, Nick	12	12
11 Vu, Kien	11	2
14 Crenshaw, Wyatt	10	2
25 Long, Ethan	10	-
24 Jackson, Isaiah	10	10
6 Contrades, Nu'u	8	1
15 Newman, Trey	7	2
41 Balholm, Bronson	7	7
26 Cano, Willie	4	-
21 Rogers, Will	3	-
35 Beheler, Reese	2	1
8 Weaver, Jonny	1	-
2 Varnado, Drake	1	-

2023 Sun Devil Baseball

ROSTER

PITCHERS (20)

No.	Name	Yr	B/T	HT	WT	Hometown (High School/Previous School)
48	Will Armbruster	Sr.	R/R	6'6"	235	Sammamish, WA (Eastside Catholic/New Mexico)
10	Christian Bodlovich	RS Jr.	R/R	6'0"	205	San Pedro, CA (Mira Costa)
27	Brandon Compton	Fr.	L/L	6'1"	210	Buckeye, AZ (Buckeye)
5	Khrstian Curtis	Jr.	R/R	6'5"	210	Groves, TX (Port Neches-Groves/Texas A&M)
46	Ross Dunn	Jr.	R/L	6'3"	225	Salt Lake City, UT (Cottonwood/Florida State)
19	Dylan Gardner	Jr.	R/R	6'5"	210	Meridian, ID (Borah/Big Bend CC)
40	Jonah Giblin	RS-So.	R/R	6'4"	230	Seattle, WA (Bainbridge/Phoenix College)
45	Ryan Hanks	Fr.	R/R	6'1"	205	Spring, TX (Klein Cain)
31	Josh Hansell	Jr.	R/R	6'6"	215	Chandler, AZ (Seton Catholic/Wichita State)
23	Stephen Hernandez	Fr.	L/L	6'2"	200	Chandler, AZ (Perry)
28	Austin Humphres	Fr.	L/L	6'3"	205	Surprise, AZ (Shadow Ridge)
37	Nolan Lebamoff	Gr.	R/R	6'3"	190	Fort Wayne, IN (Neuqua Valley/Valparaiso)
12	Timmy Manning	Jr.	L/L	6'2"	195	Pompano Beach, FL (Cardinal Gibbons, Florida)
13	Tyler Meyer	RS So.	R/R	6'3"	215	Riverbank, CA (Big Valley Chris/Stanislaus)
33	Brock Peery	Jr.	R/R	6'1"	195	Peoria, AZ (Mountain Ridge)
9	Blake Pivaroff	Jr.	L/R	6'0"	200	Laguna Beach, CA (Laguna Beach)
29	Owen Stevenson	Jr.	R/R	6'4"	205	San Francisco, CA (Sacred Heart Cathedral Prep, USF)
47	Matt Tieding	RS Jr.	R/R	6'3"	225	Fort Worth, TX (All Saints Episcopal/San Jac)
38	Tyler Valdez	Jr.	R/R	6'1"	180	Chandler, AZ (Perry/Chandler Gilbert)
39	Jesse Wainscott	RS Sr.	R/R	6'1"	200	Indianapolis, IN (Perry Meridian/Eastern Illinois)

CATCHERS (4)

41	Bronson Balholm	RS Sr.	S/R	6'0"	185	Los Angeles, CA (Notre Dame/Beloit College)
17	Ryan Campos	So.	L/R	5'9"	180	Mesa, AZ (Red Mountain)
15	Trey Newman	RS Jr.	R/R	5'9"	180	Scottsdale, AZ (Pinnacle/Central Arizona)
21	Will Rogers	So.	R/R	6'1"	210	Shoreview, MN (Moundsview)

INFIELDERS (10)

35	Reese Beheler	Fr.	L/R	6'2"	215	Sugar Land, TX (George Ranch)
26	Willie Cano	Sr.	R/R	6'2"	185	Gilbert, AZ (Mesquite/New Mexico)
6	Nu'u Contrades	Fr.	R/R	5'10"	190	Ewa Beach, HI (Saint Louis School)
14	Wyatt Crenshaw	Sr.	L/R	6'0"	180	Chandler, AZ (Perry/Colorado Christian)
7	Luke Hill	Fr.	R/R	6'0"	190	Baton Rouge, LA (Episcopal)
32	Luke Keaschall	Jr.	R/R	6'1"	190	Watsonville, CA (Aptos/San Francisco)
25	Ethan Long	Jr.	R/R	6'3"	215	Gilbert, AZ (Mountain Pointe)
18	Jacob Tobias	So.	L/R	6'1"	225	Bakersfield, CA (Liberty)
2	Drake Varnado	So.	R/R	6'1"	180	Port Neches, TX (IMG Academy/Arkansas)
8	Jonny Weaver	Gr.	R/R	6'0"	190	Ahwatukee, AZ (Mountain Pointe/Grand Canyon)

OUTFIELDERS (4)

24	Isaiah Jackson	Fr.	L/R	6'3"	205	Vail, AZ (Cienega)
3	Nick McLain	So.	S/L	5'10"	185	Tustin, CA (Beckman/UCLA)
22	Jose Vargas	Fr.	L/R	6'2"	190	League City, TX (Clear Springs)
11	Kien Vu	Fr.	L/L	5'11"	170	San Diego, CA (Point Loma)

COACHING STAFF

30	Willie Bloomquist	Head Coach
16	Mike Goff	Assistant Coach
20	Sam Peraza	Assistant Coach
36	Dan Jaffe	Assistant Coach

2023 Sun Devil Baseball

ROSTERS

NUMERICAL

No.	Name	Yr	Pos.	B/T	HT	WT	Hometown (High School)
2	Varnado, Drake	So.	INF	R/R	6'1"	180	Port Neches, TX (IMG Academy/Arkansas)
3	McLain, Nick	So.	OF	S/L	5'10"	185	Tustin, CA (Beckman/UCLA)
5	Curtis, Khristian	Jr.	RHP	R/R	6'5"	210	Groves, TX (Port Neches-Groves/Texas A&M)
6	Contrades, Nu'u	Fr.	INF	R/R	5'10"	190	Ewa Beach, HI (Saint Louis School)
7	Hill, Luke	Fr.	INF	R/R	6'0"	190	Baton Rouge, LA (Episcopal)
8	Weaver, Jonny	Gr.	INF	R/R	6'0"	190	Ahwatukee, AZ (Mountain Pointe/Grand Canyon)
9	Pivaroff, Blake	Jr.	RHP	L/R	6'0"	200	Laguna Beach, CA (Laguna Beach)
10	Bodlovich, Christian	RS Jr.	RHP	R/R	6'0"	205	San Pedro, CA (Mira Costa)
11	Vu, Kien	Fr.	OF	L/L	5'11"	170	San Diego, CA (Point Loma)
12	Manning, Timmy	Jr.	LHP	L/L	6'2"	195	Pompano Beach, FL (Cardinal Gibbons, Florida)
13	Meyer, Tyler	RS So.	RHP	R/R	6'3"	215	Riverbank, CA (Big Valley Chris/Stanslaus)
14	Crenshaw, Wyatt	Sr.	INF	L/R	6'0"	180	Chandler, AZ (Perry/Colorado Christian)
15	Newman, Trey	RS Jr.	C	R/R	5'9"	180	Scottsdale, AZ (Pinnacle/Central Arizona)
17	Campos, Ryan	So.	C	L/R	5'9"	180	Mesa, AZ (Red Mountain)
18	Tobias, Jacob	So.	INF	L/R	6'1"	225	Bakersfield, CA (Liberty)
19	Gardner, Dylan	Jr.	RHP	R/R	6'5"	210	Meridian, ID (Borah/Big Bend CC)
21	Rogers, Will	So.	UTL	R/R	6'1"	210	Shoreview, MN (Moundsview)
22	Vargas, Jose	Fr.	OF	L/R	6'2"	190	League City, TX (Clear Springs)
23	Hernandez, Stephen	Fr.	LHP	L/L	6'2"	200	Chandler, AZ (Perry)
24	Jackson, Isaiah	Fr.	OF	L/R	6'3"	205	Vail, AZ (Cienega)
25	Long, Ethan	Jr.	INF	R/R	6'3"	215	Gilbert, AZ (Mountain Pointe)
26	Cano, Willie	Sr.	INF	R/R	6'2"	185	Gilbert, AZ (Mesquite/New Mexico)
27	Compton, Brandon	Fr.	INF	L/L	6'1"	210	Buckeye, AZ (Buckeye)
28	Humphres, Austin	Fr.	LHP	L/L	6'3"	205	Surprise, AZ (Shadow Ridge)
29	Stevenson, Owen	Jr.	RHP	R/R	6'4"	205	San Francisco, CA (Sacred Heart Cathedral Prep, USF)
31	Hansell, Josh	Jr.	RHP	R/R	6'6"	215	Chandler, AZ (Seton Catholic/Wichita State)
32	Keaschall, Luke	Jr.	INF	R/R	6'1"	190	Watsonville, CA (Aptos/San Francisco)
33	Peery, Brock	Jr.	RHP	R/R	6'1"	195	Peoria, AZ (Mountain Ridge)
35	Beheler, Reese	Fr.	INF	L/R	6'2"	215	Sugar Land, TX (George Ranch)
37	Lebamoff, Nolan	Gr.	RHP	R/R	6'3"	190	Fort Wayne, IN (Neuqua Valley/Valparaiso)
38	Valdez, Tyler	Jr.	RHP	R/R	6'1"	180	Chandler, AZ (Perry/Chandler Gilbert)
39	Wainscott, Jesse	RS Sr.	RHP	R/R	6'1"	200	Indianapolis, IN (Perry Meridian/Eastern Illinois)
40	Giblin, Jonah	RS-So.	RHP	R/R	6'4"	230	Seattle, WA (Bainbridge/Phoenix College)
41	Balholm, Bronson	RS Sr.	C	S/R	6'0"	185	Los Angeles, CA (Notre Dame/Beloit College)
45	Hanks, Ryan	Fr.	RHP	R/R	6'1"	205	Spring, TX (Klein Cain)
46	Dunn, Ross	Jr.	LHP	R/L	6'3"	225	Salt Lake City, UT (Cottonwood/Florida State)
47	Tieding, Matt	RS Jr.	RHP	R/R	6'3"	225	Fort Worth, TX (All Saints Episcopal/San Jac)
48	Armbruester, Will	Sr.	RHP	R/R	6'6"	235	Sammamish, WA (Eastside Catholic/New Mexico)

COACHING STAFF

30	Willie Bloomquist	Head Coach (Pitching Changes)
16	Mike Goff	Assistant Coach (3rd Base Coach)
20	Sam Peraza	Pitching Coach/Recruiting Coordinator (Mound Meetings)
36	Dan Jaffe	Assistant Coach (1st Base Coach)

PRO-NUN-SEE-AY-SHUNS

Bronson Balholm - BALL-home
 Reese Beheler - bee-HEE-ler
 Christian Bodlovich - BOD-low-vich
 Ryan Campos - CAMP-ose
 Willie Cano - KAW-no
 Nu'u Contrades - New con-TRAW-dez
 Josh Hansell - HAN-sell
 Austin Humphres - Like Humphreys
 Isaiah Jackson - eye-ZAY-uh

Luke Keaschall - KEESH-ull
 Nolan Lebamoff - leh-buh-MOFF
 Tyler Meyer - MY-er
 Brock Peery - PEER-ee
 Blake Pivaroff - pivv-uh-ROFF
 Matt Tieding - tee-DING
 Jacob Tobias - toe-bye-us
 Drake Varnado - var-NAY-doe
 Kien Vu - KEY-en VOO

ALPHABETICAL

No.	Name	Pos.
48	Armbruester, Will	RHP
41	Balholm, Bronson	C
35	Beheler, Reese	INF
10	Bodlovich, Christian	RHP
17	Campos, Ryan	C
26	Cano, Willie	INF
27	Compton, Brandon	INF
6	Contrades, Nu'u	INF
14	Crenshaw, Wyatt	INF
5	Curtis, Khristian	RHP
46	Dunn, Ross	LHP
19	Gardner, Dylan	RHP
40	Giblin, Jonah	RHP
45	Hanks, Ryan	RHP
31	Hansell, Josh	RHP
23	Hernandez, Stephen	LHP
7	Hill, Luke	INF
28	Humphres, Austin	LHP
24	Jackson, Isaiah	OF
32	Keaschall, Luke	INF
37	Lebamoff, Nolan	RHP
25	Long, Ethan	INF
12	Manning, Timmy	LHP
3	McLain, Nick	OF
13	Meyer, Tyler	RHP
15	Newman, Trey	C
33	Peery, Brock	RHP
9	Pivaroff, Blake	RHP
21	Rogers, Will	UTL
29	Stevenson, Owen	RHP
47	Tieding, Matt	RHP
18	Tobias, Jacob	INF
38	Valdez, Tyler	RHP
22	Vargas, Jose	OF
2	Varnado, Drake	INF
11	Vu, Kien	OF
39	Wainscott, Jesse	RHP
8	Weaver, Jonny	INF

BY POSITION

Catchers	4
Pitchers	20
Infielders	10
Outfielders	4

BY CLASS

Seniors	7
Juniors	14
Sophomores	7
Freshmen	10

BATTING

Lefties	7
Righties	9
Switch	2

PITCHING

Righties	15
Lefties	5

2023 Sun Devil Baseball

LAST TIME

Hitting Categories

Hit a grand slam.....	Jacon Tobias, April 22, 2023 vs. Cal State Fullerton (L, 8-11)
Team hit two grand slams.....	Will Rogers and Nate Baez, Feb. 20, 2022 vs. Dixie State (W, 17-8)
Team hit five or more home runs.....	6, April 29, 2023 at #23 Oregon (L, 10-16)
Hit a walkoff HR.....	Isaiah Jackson (grand slam), April 22, 2023, vs. #21 Oregon State (W, 11-7)
Led off the game with a HR.....	Wyatt Crenshaw, April 29, 2023 at #23 Oregon (L, 10-16)
Hit for the cycle.....	Travis Buck, March 7, 2003 vs. Southern Utah (W, 19-0)
Team hit for the cycle to open the game.....	April 27, 2003 vs. Washington State (HR/2B/1B/3B)
Team hit for the cycle on four consecutive batters.....	April 18, 2019 at Utah (2B, 3B, 1B, HR in 12th inning)
Hit back-to-back HRs.....	Ryan Campos and Ethan Long, Feb. 21, 2023 vs. UNLV (W, 6-3)
Hit back-to-back-to-back HRs.....	Trevor Hauver, Spencer Torkelson, Hunter Bishop, April 12, 2019 vs. #3 Oregon State (L, 4-6)
Hit two HRs in one game.....	Luke Keaschall (2), May 7, 2023 vs. #7 Oregon (L, 11-12)
Multiple Players had multiple home runs in one game.....	2, Wyatt Crenshaw (2) and Luke Keaschall (2), April 29, 2023 at #23 Oregon (L, 10-16)
Switch hitter homered from both sides in one game.....	Nick McLain, April 28, 2023, at #23 Oregon
A freshman hit two HR in one game.....	Nick McLain, April 28, 2023 at #23 Oregon (L, 5-11)
Hit three HRs in one game.....	Joey DeMichele, May 1, 2011 vs Stanford (TIES ASU RECORD)
Reached base 6+ times in one game.....	6, Joe Lampe, March 13, 2022, vs. San Francisco
A player hit two grand slams in one season.....	2, Nate Baez, 2022
Had five hits in one game.....	Luke Keaschall, April 25, 2023, vs. Cal State Fullerton (5-for-5)
Had six hits in one game.....	Travis Buck, March 13, 2005 vs Western Illinois (went 6-for-8, 3 RBI)
Had seven hits in one game.....	Jerry Mantlo, February 6, 1972 vs. Michigan
Had three doubles in one game.....	Luke Hill, March 12, 2023 vs. UC Davis (W, 17-4)
Had four doubles in one game.....	Travis Buck, February 28, 2004 vs. Connecticut (W, 16-5)
Hit two triples in one game.....	Gage Canning, March 3, 2018 vs. Oklahoma State
Had seven RBI in one game.....	Trevor Hauver, Feb. 24, 2019 vs. UC Davis (W, 17-2)
Had eight RBI in one game.....	Kiel Roling, March 17, 2007 vs. Maine
Had nine RBI in one game.....	Jeremy West, April 27, 2003 vs. Washington State
Stole four bases in one game.....	Drew Maggi, April 10, 2010 at Washington St. (TIES ASU J RECORD)
Stole home.....	Luke Keaschall, April 10, 2023 at Cal (W, 15-10)
Struck out five or more times in one game.....	5, Isaiah Jackson, at Mississippi State, Feb. 24, 2023
Hitter stranded seven runners on base.....	Joe Lampe (7), May 22, 2021 at USC (L, 1-6)
Recorded 13 total bases.....	Gage Canning (13), April 27, vs. Oregon (2 HR, 1 3B, 2 1B)
Had an inside-the-park home run.....	Isaiah Jackson, April 15, 2023 at Washington (W, 8-6)
Had an inside-the-park home run AND a traditional home run in one game.....	Gage Canning, March 18, 2018 vs. Oregon (W, 18-4)
Scored five runs in one game.....	5, Joe Lampe, vs. San Francisco, March 13, 2022 (W, 17-10)
Was hit by a pitch two or more times.....	2, Sean McLain, at #13 UCLA, April 29, 2022
Team was hit by 5+ pitches.....	5, May 11, 2021 at Nevada
Walked 4+ times.....	4, Conor Davis, Feb. 25, 2022 vs. BYU (L, 5-6)
Opponent hit two HRs in one game.....	2, Drew Cowley, April 28, 2023 at. #23 Oregon (L, 5-11)
Opponent hit a walkoff HR.....	Kyle Kretzschmar, Cal, April 1, 2023
Opponent hit a leadoff HR.....	Brock Jones, at #14 Stanford, April 10, 2022

Pitching Categories

Threw a no-hitter.....	Ryan Hingst, March 25, 2016 vs. Utah (W, 5-0)
Threw a perfect game.....	Eddie Bane, March 2, 1973, vs. Cal State Northridge (W, 9-0)
Threw a one-hitter.....	Individual - Brian Flores, May 20, 2007 at Oregon State (W, 8-1)
.....	Team - Feb. 21, 2021 vs. Sacramento State (W, 3-1)
.....	Will Waldrip, Jan. 23, 1999 vs. Hawaii-Hilo (W, 3-0)
.....	Phil Keller, March 23, 1970 vs. Stanford (L, 1-0)
.....	Noah Bremer, at Washington, May 12, 2017 (L, 0-4)
.....	Grant Taylor, at Washington State, May 19, 2022 (L, 0-2)
.....	Justin Fall, May 8, 2021 at Cal (W, 6-3)
.....	Eli Lingos, March 30, 2018 at Washington St. (W, 7-0)
.....	Trevor Williams, 3/1/13 vs. Pacific (W, 8-1) and 3/9 vs. Long Beach State (W, 4-0)
.....	Brady Rodgers/Kramer Champlin, May 20 and 21, 2011 at Washington
.....	Alex Williams, at #14 Stanford, April 8, 2022 (L, 0-8)
.....	March 7, 2021 vs. Utah (5-0, 8 pitchers - school record)
.....	March 7 and 12, 2021 vs. Utah and Cal State Fullerton (6-0 and 10-0)
.....	at Arizona April 19, 2023 (L, 0-20)
.....	11 (7.1 IP), Tyler Thornton, April 30, 2021 vs. Rhode Island (W, 9-6)
.....	20, April 9, 2021 at Washington (W, 3-2 (15))
.....	Alec Marsh (10 in each), May 10, 2019 at Nebraska and May 17, 2019 at Cal
.....	Mike Leake (15), May 30, 2009 vs. Oral Roberts (CG, 4-1 Win in Tempe Regional)
.....	Cooper Hierpe (12), at #3 Oregon State, March 18, 2022 (L, 0-21)
.....	Ryan Kellogg, May 14, 2015 vs Washington State (W, 5-0)
.....	Ryan Kellogg, 11-1 (2013)
.....	Ross Dunn (3), March 17, 2023 at Utah (W, 9-7)
.....	Erik Tolman, April 23, 2019 vs. UNLV (W, 9-2)
.....	7.0 (Save), Tyler Thornton, April 30, 2021 vs. Rhode Island (W, 9-6)
.....	12, April 21, 2021 at GCU (school record)
.....	1 hit in 7.0 IP, Kai Murphy (starting debut), May 9, 2021 at Cal (W, 7-2)

Fielding Categories

Had no errors in four straight games.....	April 20, 23, 26-27, 2019 at Utah, vs. UNLV, at Washington
Committed three or more errors in one game.....	Luke Hill (3), April 22, 2023 vs. #21 Oregon State
Team had five errors in one game.....	5, April 22, 2023 vs. #21 Oregon State
Had 16 or more putouts in one game.....	Conor Davis (18), First Base, at Arizona, April 23, 2022 (W, 8-5)
Had 20 or more put outs in one game.....	Zach Wilson (20), First Base, April 21, 2011 at Cal
Had eight or more assists in one game.....	Hunter Haas (8), April 10, 2021 at Washington (W, 8-1)
.....	Sean McLain (8), April 17, 2021 vs. #18 Stanford (L, 9-11 (12))
.....	Jordan Swagerty, March 17, 2010 vs. USC (2x in 2010)
.....	May 7, 2021 at Cal (L, 2-7)
.....	5, April 25, 2010, vs. Washington (TIES ASU RECORD)
.....	Eric Sogard (2B), Brett Wallace (1B) and Andrew Romine (SS), February 27, 2007 at Arizona

Scoring and Misc. Categories

Recorded 20+ hits.....	20, March 12, 2023 vs. UC Davis
Recorded 20+ hits in back-to-back games.....	22 and 22, February 3-4, 2007 vs. Southern Utah
Scored 20+ runs.....	21, April 11, 2022 at Santa Clara (W, 21-1)
Scored 30+ runs.....	30, March 13, 2005 vs. Western Illinois (W, 30-13 in Baton Rouge, La.)
Scored 10+ runs in one inning.....	10, 9th Inning, April 11, 2022 at Santa Clara (W, 21-1)
Allowed 10+ runs in one inning.....	13, 6th Inning, April 29, 2022 at #13 UCLA (L, 2-19)
Allowed 5 or more home runs in a game.....	5, vs. Arizona, April 19, 2023 (L, 0-20)
Allowed 3 or more home runs in an inning.....	3, at #14 Stanford, April 8, 2022
Walked 15+ times in a game.....	15, March 31, 2019 vs Arizona (W, 17-16)
Walked 15+ opponent batters.....	15, March 18, 2022 at #3 Oregon State (L, 0-21)
Stranded 15+ ASU runners on base in one game.....	15, March 6, 2022 at San Diego State (W, 6-4)
Stranded 15+ opponent runners on base in one game.....	15, March 18, 2022 at #3 Oregon State (L, 0-21)
Surrendered a ninth inning lead.....	March 1, 2023 vs. NDSU (led 9-8, won 10-9)
Walked off an opponent.....	Isaiah Jackson (grand slam), April 22, 2023, vs. #21 Oregon State (W, 11-7)
Swept a three-game Pac-12 series.....	April 6-8, 2023 vs. WSU (6-5, 6-2, 4-1)
Swept a three-game Non-Conference series.....	March 10-12, vs. UC Davis (7-1, 6-4, 17-4)
Shut out an opponent twice in a series.....	March 26-28, 2021 vs. Washington St. (10-0, 5-4, 9-0)
Were swept in a Pac-12 series.....	May 11-13, 2023 at USC (1-4, 0-2, 1-5)
Were swept in a Pac-12 series at home.....	May 5-7, 2023 vs. #7 Stanford (6-8, 11-12, 4-9)
Were swept in a three-game Non-Conference series.....	March 3-5, 2023 vs UC Irvine (6-16, 9-10, 2-7)
Played in extra innings.....	11, April 26, 2023 vs. Cal State Fullerton (L, 8-11)
.....	16, April 9, 2021 at Washington (W, 3-2 (16))
.....	March 29-30, 2018, at Washington State (L, 8-7 (10)), (L, 4-3 (11))
.....	5 hours, 4 minutes, April 9, 2021 at Washington (W, 3-2 (16))
ASU overcame a five-run deficit.....	5, April 30, 2023, at. #23 Oregon (Down 5-0, W 9-6)
ASU overcame multiple five-run deficits in a season.....	4, 2023 (7 vs. NDSU (W), 7 vs GCU (W), 5 vs. #21 OSU (W), 5 at #23 ORE (W))

2023 Sun Devil Baseball

SITUATIONAL RECORDS/PITCHING STAFF

Record When...

Overall	29-21	Opponent 0-2 runs.....	9-1	Hit 0 home runs.....	5-7
Conference	14-12	3-5 runs	9-4	1 home run	7-6
Non-Conference	15-9	6-9 runs	8-6	2+ home runs.....	17-8
Home games	20-8	10+ runs.....	3-10	Opponent 0 home runs.....	15-5
Away games	7-13	Scored in 1st inning	14-6	1 home run	6-4
Neutral site	2-0	Opp. scored in 1st	11-11	2+ HRs	8-12
Day games	12-11	Scores first.....	16-11	Made 0 errors	11-1
Night games	17-10	Opp. scores first.....	13-10	1 error	12-9
vs Left starter	6-5	After 6 leading	22-4	2+ errors	6-5
vs Right starter	23-6	trailing	4-14	Opp. made 0 errors.....	14-12
1-Run games.....	5-3	tied	3-3	1 error	11-4
2-Run games	5-3	After 7 leading	25-1	2+ errors	4-5
5+Run games.....	9-9	trailing	3-16	Out-hit opponent	22-2
Extra innings.....	0-1	tied	1-4	Out-hit by opponent	3-18
Shutouts	1-2	After 8 leading	26-0	Hits are tied	4-1
Scoring 0-2 runs	1-6	trailing	1-19		
3-5 runs.....	3-7	tied	2-2		
6-9 runs.....	14-5				
10+ runs	11-3				

A Look At the Pitching Staff

Arizona State Starters

Pitcher	Starts/QS	PC/Start	IP/Start	ER Against/Start	Runs For/Start	PCK	DP	Team Record
Dunn	14/2	1292/92.3	61.0/4.4	31/2.2	45/3.2	0	8	8-6
Curtis	13/2	1045/80.4	59.2/4.6	45/3.5	44/3.4	0	5	7-6
Manning	7/0	401/57.3	21.2/3.1	23/3.3	6/0.9	0	1	2-5
Giblin	7/0	454/64.9	26.1/3.8	21/3.0	40/5.7	0	3	5-2
Stevenson	3/0	136/45.3	8.0/2.7	6/2.0	9/3.0	0	0	2-1
Hansell	3/0	156/52.0	8.1/2.7	5/1.7	3/1.0	0	0	3-0
Tieding	3/0	122/40.7	6.2/2.2	8/2.7	6/2.0	0	0	2-1

Arizona State Bullpen (Relief Appearances Stats Only)

Reliever	APP	IP	H	R	ER	BB	SO	SV	ERA	Hold	IR/Scored	1st Bat. Faced/Ret.
Giblin	10	18.2	18	9	8	5	13	0	3.86	2	8/4	10/6
Peery	24	18.2	18	8	8	9	23	2	3.86	3	31/12	24/12
Armbruster	5	4.2	5	2	2	0	2	0	3.86	0	1/0	5/5
Lebamoff	23	22.2	21	12	10	18	18	0	3.97	7	20/9	23/16
Tieding	17	30.2	28	21	16	6	16	0	4.70	3	12/6	17/8
Valdez	6	5.2	7	4	3	3	5	0	4.76	0	2/0	6/5
Pivaroff	24	27.2	22	16	15	9	24	3	4.88	7	10/1	24/18
Stevenson	19	35.2	34	24	22	20	38	4	5.55	1	0/0	19/12
Manning	11	22.2	23	16	16	10	27	0	6.35	3	5/0	11/10
Humphres	8	6.0	9	7	5	2	5	0	7.50	0	1/1	8/3
Rogers	6	4.2	7	5	4	4	5	0	7.71	0	3/2	6/3
Hansell	12	17.2	21	16	16	10	13	0	8.15	0	0/0	12/9
Bodlovich	11	5.1	15	7	5	4	2	0	8.44	2	16/10	11/4
Gardner	8	5.2	5	7	7	8	4	0	11.12	0	0/0	8/3
Hanks	1	0.1	1	0	0	1	1	0	0.00	0	3/3	1/0
Wainscott	16	20.2	24	16	15	5	18	1	6.53	3	10/5	16/10

2023 Sun Devil Baseball

TEAM AND INDIVIDUAL RANKINGS

NATIONAL/LEAGUE RANKINGS

Category	Team	Nat'l	Pac-12	Value
Base on Balls (295 ranked)		223	9	.196
Batting Average (295 ranked)		58	3	0.297
Double Plays (295 ranked)		35	2	.42
Double Plays Per Game (295 ranked)		41	3	.084
Doubles (295 ranked)		74	5	.101
Doubles Per Game (295 ranked)		79	5	.202
Earned Run Average (295 ranked)		154	10	.597
Fielding Percentage (295 ranked)		101	7	0.973
Hit Batters (295 ranked)		51	1	.76
Hit by Pitch (295 ranked)		228	9	.48
Hits (295 ranked)		57	3	.515
Hits Allowed Per Nine Innings (295 ranked)		154	8	.986
Home Runs (295 ranked)		44	3	.79
Home Runs Per Game (295 ranked)		47	3	1.58
On Base Percentage (295 ranked)		160	9	0.379
Runs (295 ranked)		117	6	.351
Sacrifice Bunts (295 ranked)		254	8	.9
Sacrifice Flies (294 ranked)		89	5	.24
Scoring (295 ranked)		124	6	.7
Shutouts (155 ranked)		155	7	.1
Slugging Percentage (295 ranked)		44	4	0.502
Stolen Bases (295 ranked)		178	7	.48
Stolen Bases Per Game (295 ranked)		181	7	.096
Strikeout-to-Walk Ratio (295 ranked)		112	10	.196
Strikeouts Per Nine Innings (295 ranked)		133	6	.85
Triples (292 ranked)		170	6	.9
Triples Per Game (294 ranked)		183	6	.018
WHIP (295 ranked)		122	9	1.58
WL Pct (295 ranked)		94	7	0.58
Walks Allowed Per Nine Innings (295 ranked)		108	9	4.35

Category	Name	Nat'l	Pac-12	Value
Batting Average (250 ranked)	Ryan Campos	35	3	0.399
	Luke Keaschall	245	12	0.347
Doubles (140 ranked)	Luke Keaschall	2	1	.23
	Wyatt Crenshaw	140	11	.16
Doubles Per Game (147 ranked)	Luke Keaschall	10	1	0.46
Games Started (20 ranked)	Ross Dunn	8	1	.14
	Khristian Curtis	20	2	.13
Hit Batters (136 ranked)	Ross Dunn	92	3	.12
	Matt Tieding	92	3	.12
Hit by Pitch (124 ranked)	Luke Keaschall	124	5	.13
Hits (148 ranked)	Luke Keaschall	148	10	.68
Hits Per Game (148 ranked)	Ryan Campos	97	6	1.46
Home Runs (129 ranked)	Luke Keaschall	67	3	.16
Home Runs Per Game (150 ranked)	Luke Keaschall	94	4	0.32
On Base Percentage (150 ranked)	Ryan Campos	29	2	0.506
Pitching Appearances (126 ranked)	Brock Peery	89	12	.24
	Blake Pivaroff	89	12	.24
	Nolan Lebamoff	126	15	.23
Runs (144 ranked)	Luke Keaschall	131	6	.53
Runs Batted In (134 ranked)	Jacob Tobias	71	4	.57
Runs Batted In Per Game (149 ranked)	Jacob Tobias	82	4	.116
Sacrifice Flies (94 ranked)	Isaiah Jackson	94	5	.5
Saves (583 ranked)	Owen Stevenson	158	10	.4
	Blake Pivaroff	224	15	.3
	Jesse Wainscott	336	19	.2
	Brock Peery	336	19	.2
Slugging Percentage (250 ranked)	Luke Keaschall	47	3	0.719
Strikeouts (148 ranked)	Ross Dunn	85	5	.79
Strikeouts Per Nine Innings (150 ranked)	Ross Dunn	43	2	11.66
Total Bases (143 ranked)	Luke Keaschall	32	1	.141
Toughest to Strike Out (150 ranked)	Ryan Campos	76	5	.95
Triples (133 ranked)	Jacob Tobias	52	4	.4
Triples Per Game (148 ranked)	Jacob Tobias	98	5	0.08

2023 Sun Devil Baseball

RECORD BY POSITION STARTS

LF Vu, 19 (12-7) Rogers, 16 (11-5) Campos, 9 (6-3) Crenshaw, 6 (0-6)	CF Jackson, 46 (26-20) Vu, 4 (3-1)	RF Crenshaw, 28 (22-6) McLain, 8 (6-12) Vu, 3 (1-2) Long, 1 (0-1)
SS Hill, 49 (28-21) Varnado, 1 (1-0)	2B Keaschall, 50 (29-21)	
3B Contrades, 48 (28-20) Cano, 1 (0-1) Weaver, 1 (1-0)	SP Dunn, 14 (8-6) Curtis, 13 (7-6) Manning, 7 (2-5) Giblin, 7 (5-2) Stevenson, 3 (2-1) Hansell, 3 (3-0) Tieding, 3 (2-1)	1B Tobias, 42 (24-18) Long, 8 (5-3)
	C Campos, 27 (18-9) Newman, 12 (7-5) Balholm, 8 (4-4)	DH Cano, 13 (11-2) Crenshaw, 13 (6-7) Rogers, 8 (5-3) Tobias, 7 (4-3) Beheler, 4 (1-3) Long, 3 (1-2) Weaver, 1 (1-0) Campos, 1 (0-1)

DOUBLE PLAYS

Gm #	Date	Opponent	Pitcher (SZN #)	Scoring	Players	Inn	Outs	Score	Final
1-Feb. 17		SDSU	Dunn (1)	643 GDP	Hill-Keaschall-Long	1	1	0-0	6-5
1-Feb. 17		SDSU	Stevenson (1)	543 GDP	Contrades-Keaschall-Long	5	1	3-0	6-5
2-Feb. 18		SDSU	Tieding (1)	L3U DP	Long	7	0	2-0	5-3
5-Feb. 24		@ Miss. St.	Dunn (2)	63 GDP	Hill-Long	1	1	3-0	13-4
5-Feb. 24		@ Miss. St.	Stevenson (2)	543 GDP	Contrades-Keaschall-Weaver	5	0	13-0	13-4
5-Feb. 24		@ Miss. St.	Giblin (1)	543 GDP	Contrades-Keaschall-Weaver	8	1	13-4	13-4
7-Feb. 26		@ Miss. St.	Manning (1)	L4 DP	Keaschall	3	0	2-3	3-16
10-March 4		UC Irvine	Curtis (1)	361 GDP	Tobias-Hill-Curtis	3	1	0-2	9-10
10-March 4		UC Irvine	Curtis (2)	63 DP	Hill-Tobias	4	1	0-3	9-10
10-March 4		UC Irvine	Stevenson (3)	643 GDP	Hill-Keaschall-Tobias	6	1	5-6	9-10
11-March 5		UC Irvine	Pivaroff (1)	643 GDP	Hill-Keaschall-Long	7	1	0-6	2-7
11-March 5		UC Irvine	Gardner (1)	463 GDP	Keaschall-Hill-Long	8	1	0-6	2-7
11-March 5		UC Irvine	Wainscott (1)	643 GDP	Hill-Keaschall-Long	9	0	1-7	2-7
14-March 10		UC Davis	Dunn (3)	KS DP	Campos-Hill	1	1	0-0	7-1
15-March 11		UC Davis	Peery (1)	463 GDP	Keaschall-Hill-Tobias	7	1	5-4	6-4
16-March 12		UC Davis	Giblin (2)	L6U DP	Hill	2	1	3-0	17-4
17-March 14		Utah Tech	Peery (2)	463 GDP	Keaschall-Varnado-Tobias	9	0	9-1	9-1
20-March 19		@ Utah	Pivaroff (2)	463 GDP	Keaschall-Hill-Tobias	6	0	6-2	6-11
23-March 25		Arizona	Curtis (3)	463 GDP	Keaschall-Hill-Tobias	5	0	1-3	7-4
24-March 26		Arizona	Manning (2)	643 GDP	Hill-Keaschall-Tobias	6	1	7-3	10-6
26-March 31		@ Cal	Dunn (4)	63 GDP	Hill-Tobias	1	0	0-0	4-1
28-April 2		@ Cal	Giblin (3)	63 GDP	Hill-Tobias	1	1	0-0	15-10
29-April 4		Seattle U.	Hansell (1)	L3U DP	Tobias	3	1	3-1	11-6
31-April 7		WSU	Tieding (2)	463 GDP	Keaschall-Hill-Tobias	6	0	2-2	6-2
34-April 14		@ Washington	Peery (3)	643 GDP	Hill-Keaschall-Tobias	5	1	2-8	3-8
34-April 14		@ Washington	Armbruster (1)	543 GDP	Contrades-Keaschall-Tobias	7	0	3-8	3-8
35-April 15		@ Washington	Curtis (4)	643 GDP	Hill-Keaschall-Tobias	1	0	2-1	8-6
36-April 19		@ Arizona	Giblin (4)	F9 DP A1	McLain-Giblin-Keaschall	4	1	0-11	0-20
38-April 22		#21 Oregon State	Manning (3)	4U-3 GDP	Keaschall-Tobias	6	1	3-7	11-7
40-April 25		Cal State Fullerton	Tieding (3)	34 DP	Tobias-Keaschall	5	1	2-0	9-1
40-April 25		Cal State Fullerton	Humphres (1)	643 GDP	Hill-Keaschall-Tobias	8	1	8-1	9-1
42-April 28		@ #23 Oregon	Giblin (5)	KS 25 DP	Balholm-Contrades	1	0	0-0	5-11
43-April 29		@ #23 Oregon	Curtis (5)	463 GDP	Keaschall-Hill-Tobias	1	1	1-1	10-16
43-April 29		@ #23 Oregon	Manning (4)	KL 24 DP	Newman-Keaschall	7	1	7-12	10-16
44-April 30		@ #23 Oregon	Dunn (5)	L63 DP	Hill-Tobias	3	1	0-4	9-6
44-April 30		@ #23 Oregon	Dunn (6)	643 GDP	Hill-Keaschall-Tobias	5	1	0-5	9-6
44-April 30		@ #23 Oregon	Pivaroff (2)	463 GDP	Keaschall-Hill-Tobias	9	0	9-6	9-6
45-May 5		#7 Stanford	Giblin (6)	543 GDP	Contrades-Keaschall-Tobias	6	1	3-5	6-8
46-May 6		#7 Stanford	Stevenson (4)	643 GDP	Hill-Keaschall-Tobias	8	0	11-11	11-12
47-May 7		#7 Stanford	Dunn (7)	5U-3 GDP	Contrades-Tobias	1	1	0-0	4-9
47-May 7		#7 Stanford	Dunn (8)	543 GDP	Contrades-Keaschall-Tobias	4	0	3-3	4-9
47-May 7		#7 Stanford	Lebamoff (1)	L43 DP	Keaschall-Tobias	6	1	3-5	4-9

2023 Sun Devil Baseball


TV/RADIO ROSTER



#2, Drake Varnado
So. • INF • R/R • 6-1 • 180



#3, Nick McLain
So.. • OF • S/R • 5-10 • 185




#5, Khristian Curtis
Jr. • RHP • R/R • 6-5 • 210




#6, Nu'u Contrades
Fr. • INF • R/R • 5-10 • 190




#7, Luke Hill
Fr. • INF • R/R • 6-0 • 190



#8, Waver, Jonny
Gr. • INF • R/R • 6-0 • 190



#9, Blake Pivaroff
Jr. • RHP • L/R • 6-0 • 200



#10, Christian Bodlovich
Jr. • RHP • R/R • 6-0 • 205




#11, Kien Vu
Fr. • OF • L/L • 5-11 • 170



#12, Timmy Manning
Jr. • LHP • L/L • 6-2 • 195




#14, Wyatt Crenshaw
Sr. • INF • L/R • 6-0 • 180



#15, Trey Newman
R.Jr. • C • R/R • 5-9 • 180



#17, Ryan Campos
So. • C • L/R • 5-9 • 180



#18, Jacob Tobias
So. • INF • L/R • 6-1 • 225




#19, Dylan Gardner
Jr. • RHP • R/R • 6-5 • 210



#21, Will Rogers
So. • C/OF • R/R • 6-1 • 210



#22, Jose Vargas
Fr. • OF • L/R • 6-2 • 190



#23, Stephen Hernandez
Fr. • LHP • L/L • 6-2 • 200



#24, Isaiah Jackson
Fr. • OF • L/R • 6-3 • 205



#25, Ethan Long
Jr. • INF • R/R • 6-3 • 215

2023 Sun Devil Baseball

TV/RADIO ROSTER



#26, Willie Cano
Sr. • INF • R/R • 6-2 • 185



#28, Austin Humphres
Fr. • LHP • L/L • 6-1 • 210



#29, Owen Stevenson
Jr. • RHP • R/R • 6-4 • 205



#31, Josh Hansell
Jr. • RHP • R/R • 6-6 • 215



#32, Luke Keaschall
Jr. • INF • R/R • 6-1 • 190



#33, Brock Peery
Jr. • RHP • R/R • 6-1 • 195



#35, Reese Beheler
Fr. • INF • L/R • 6-2 • 215



#37, Nolan Lebamoff
Gr. • RHP • R/R • 6-3 • 190




#38, Tyler Valdez
Jr. • RHP • R/R • 6-1 • 180




#39, Jesse Wainscott
R.Sr. • RHP • R/R • 6-1 • 200



#40, Jonah Giblin
R-So. • RHP • R/R • 6-4 • 230



#41, Bronson Balholm
R-Sr. • C • S/R • 6-0 • 185



#45, Ryan Hanks
Fr. • RHP • R/R • 6-1 • 205



#46, Ross Dunn
Jr. • LHP • R/L • 6-3 • 225



#47, Matt Tieding
R-Jr. • RHP • R/R • 6-3 • 225



#48, Will Armbruster
Sr. • RHP • R/R • 6-6 • 235



#30, Willie Bloomquist
HEAD COACH



#16, Mike Goff
ASSISTANT COACH



#20, Sam Peraza
PITCHING COACH



#36, Dan Jaffe
ASSISTANT COACH

2023 Sun Devil Baseball
Overall Statistics for Arizona State (as of May 17, 2023)
(All games Sorted by Batting avg)

Record: 29-21 Home: 20-8 Away: 7-13 Neutral: 2-0 Pac-12: 14-12

Player	avg	gp-gs	ab	r	h	2b	3b	hr	rbi	tb	slg%	bb	hp	so	gdp	ob%	sf	sh	sb-att	po	a	e	fld%
Campos, Ryan	.399	39-39	143	42	57	7	1	7	21	87	.608	29	3	15	3	.506	1	0	4-5	260	23	2	.993
Keaschall, Luke	.347	50-50	196	53	68	23	1	16	50	141	.719	21	13	26	3	.443	0	1	17-19	102	133	8	.967
Tobias, Jacob	.328	49-49	186	29	61	8	4	10	57	107	.575	26	3	38	1	.413	3	0	1-1	304	27	1	.997
Hill, Luke	.326	49-49	184	41	60	11	0	6	42	89	.484	22	4	38	3	.404	3	0	3-5	72	132	13	.940
Contrades, Nu'u	.305	48-48	197	36	60	9	1	8	37	95	.482	8	3	45	3	.336	3	0	8-10	28	74	8	.927
Crenshaw, Wyatt	.277	49-47	195	38	54	16	1	9	32	99	.508	13	2	46	2	.322	4	2	4-7	52	0	1	.981
Vu, Kien	.255	36-26	98	19	25	5	1	1	6	35	.357	16	5	35	0	.387	0	1	4-5	72	3	0	1.000
Jackson, Isaiah	.241	48-46	162	29	39	10	0	8	27	73	.451	12	9	54	2	.319	5	2	4-9	112	1	3	.974

Mclain, Nick	.338	18-18	71	20	24	4	0	7	21	49	.690	14	0	13	2	.442	1	0	0-0	29	4	0	1.000
Cano, Willie	.275	18-14	51	7	14	3	0	1	11	20	.392	10	1	10	2	.391	2	1	0-0	1	1	0	1.000
Long, Ethan	.270	12-12	37	8	10	0	0	3	9	19	.514	8	3	7	3	.438	0	0	0-0	62	2	2	.970
Newman, Trey	.267	15-12	45	7	12	1	0	0	4	13	.289	2	1	10	0	.313	0	2	0-0	77	10	1	.989
Balholm, Bronson	.257	11-9	35	6	9	1	0	0	1	10	.286	5	0	5	0	.350	0	0	1-1	82	6	1	.989
Rogers, Will	.167	28-24	90	12	15	3	0	3	9	27	.300	6	1	29	4	.222	2	0	2-2	21	2	2	.920
Varnado, Drake	.167	7-1	12	2	2	0	0	0	1	2	.167	0	0	3	0	.167	0	0	0-0	6	7	0	1.000
Beheler, Reese	.158	12-4	19	2	3	0	0	0	1	3	.158	4	0	5	0	.304	0	0	0-0	3	0	0	1.000
Weaver, Jonny	.133	8-2	15	0	2	0	0	0	1	2	.133	0	0	5	0	.133	0	0	0-1	8	2	0	1.000
Totals	.297	50	1736	351	515	101	9	79	330	871	.502	196	48	384	28	.379	24	9	48-65	1317	462	50	.973
Opponents	.279	50	1726	337	481	103	7	68	313	802	.465	212	76	415	30	.377	26	15	60-75	1301	426	36	.980

LOB - Team (361), Opp (401). DPs turned - Team (42), Opp (36). IBB - Team (5), Long, E. 2, Tobias, J. 1, Keaschall, L 1, Campos, R. 1, Opp (3). Picked off - Hill, L. 2, Crenshaw, W. 2, Keaschall, L 2, Campos, R. 1, Contrades, N 1.

(All games Sorted by Earned run avg)

Player	era	w-l	app	gs	cg	sho	sv	ip	h	r	er	bb	so	2b	3b	hr	b/avg	wp	hp	bk	sfa	sha
Dunn, Ross	4.57	4-5	14	14	0	0/0	0	61.0	61	46	31	40	79	10	2	5	.257	12	12	0	1	2
Giblin, Jonah	5.80	1-1	17	7	0	0/1	0	45.0	50	33	29	15	33	13	0	7	.289	7	2	0	7	1
Curtis, Khristian	6.79	4-3	13	13	0	0/0	0	59.2	69	52	45	32	55	16	1	11	.284	5	9	0	3	0

Hanks, Ryan	0.00	0-0	1	0	0	0/0	0	0.1	1	0	0	1	1	1	0	0	.500	1	0	0	0	0
Peery, Brock	3.86	3-0	24	0	0	0/0	2	18.2	18	8	8	9	23	3	0	3	.261	0	10	0	0	2
Armbruester, Will	3.86	0-0	5	0	0	0/0	0	4.2	5	2	2	0	2	1	0	2	.278	0	1	0	0	0
Lebamoff, Nolan	3.97	3-0	23	0	0	0/0	0	22.2	21	12	10	18	18	6	0	3	.244	1	0	0	1	1
Valdez, Tyler	4.76	0-1	6	0	0	0/0	0	5.2	7	4	3	3	5	2	0	0	.304	1	0	0	0	1
Pivaroff, Blake	4.88	2-2	24	0	0	0/0	3	27.2	22	16	15	9	24	4	0	3	.216	0	4	0	0	1
Stevenson, Owen	5.77	4-3	22	3	0	0/0	4	43.2	48	32	28	21	45	7	1	5	.279	2	8	0	0	1
Tieding, Matt	5.79	4-1	20	3	0	0/0	0	37.1	41	29	24	9	19	6	0	9	.283	0	12	1	3	4
Wainscott, Jesse	6.53	1-1	16	0	0	0/1	2	20.2	24	16	15	5	18	7	2	4	.293	4	2	0	4	0
Hansell, Josh	7.27	2-0	15	3	0	0/0	0	26.0	29	22	21	12	23	6	1	8	.274	6	2	0	0	1
Humphres, Austin	7.50	0-0	8	0	0	0/0	0	6.0	9	7	5	2	5	2	0	1	.375	2	4	0	2	0
Rogers, Will	7.71	0-0	6	0	0	0/0	0	4.2	7	5	4	4	5	1	0	0	.350	1	1	0	1	0
Manning, Timmy	7.92	1-4	18	7	0	0/1	0	44.1	49	39	39	20	54	16	0	4	.283	3	6	0	4	1
Bodlovich, Christian	8.44	0-0	11	0	0	0/1	0	5.1	15	7	5	4	2	1	0	3	.500	1	0	0	0	0
Gardner, Dylan	11.12	0-0	8	0	0	0/0	0	5.2	5	7	7	8	4	1	0	0	.238	1	3	0	0	0
Totals	5.97	29-21	50	50	0	1/1	11	439.0	481	337	291	212	415	103	7	68	.279	47	76	1	26	15
Opponents	6.85	21-29	50	50	0	2/2	12	433.2	515	351	330	196	384	101	9	79	.297	29	48	2	24	9

PB - Team (11), Campos, R. 6, Balholm, B. 3, Newman, T. 2, Opp (8). Pickoffs - Team (3), Campos, R. 2, Manning, T. 1, Opp (8).SBA/ATT - Campos, R. (34-40), Balholm, B. (16-19), Dunn, R. (16-19), Newman, T. (10-13), Curtis, K. (10-12), Manning, T. (8-10), Hansell, J. (7-8), Giblin, J. (4-7), Stevenson, O (4-6), Wainscott, J (5-5), Pivaroff, B. (1-2), Tieding, M. (1-2), Valdez, T. (1-1), Rogers, W. (1-1), Lebamoff, N. (1-1), Bodlovich, C (1-1).

2023 Sun Devil Baseball
Overall Statistics for Arizona State (as of May 17, 2023)
(All games Sorted by Fielding pct)

Player	c	po	a	e	fld%	dp	sba	csb	sba%	pb	ci
Vu, Kien	75	72	3	0	1.000	0	0	0	---	0	0
Mclain, Nick	33	29	4	0	1.000	1	0	0	---	0	0
Varnado, Drake	13	6	7	0	1.000	1	0	0	---	0	0
Weaver, Jonny	10	8	2	0	1.000	2	0	0	---	0	0
Stevenson, Owen	6	2	4	0	1.000	0	4	2	.667	0	0
Hansell, Josh	5	1	4	0	1.000	0	7	1	.875	0	0
Wainscott, Jesse	4	2	2	0	1.000	0	5	0	1.000	0	0
Manning, Timmy	4	1	3	0	1.000	0	8	2	.800	0	0
Beheler, Reese	3	3	0	0	1.000	0	0	0	---	0	0
Pivaroff, Blake	3	2	1	0	1.000	0	1	1	.500	0	0
Peery, Brock	2	0	2	0	1.000	0	0	0	---	0	0
Cano, Willie	2	1	1	0	1.000	0	0	0	---	0	0
Bodlovich, Christian	1	0	1	0	1.000	0	1	0	1.000	0	0
Valdez, Tyler	1	0	1	0	1.000	0	1	0	1.000	0	0
Armbruster, Will	1	0	1	0	1.000	0	0	0	---	0	0
Gardner, Dylan	1	0	1	0	1.000	0	0	0	---	0	0
Tobias, Jacob	332	304	27	1	.997	27	0	0	---	0	0
Campos, Ryan	285	260	23	2	.993	1	34	6	.850	6	0
Balholm, Bronson	89	82	6	1	.989	1	16	3	.842	3	0
Newman, Trey	88	77	10	1	.989	1	10	3	.769	2	0
Crenshaw, Wyatt	53	52	0	1	.981	0	0	0	---	0	0
Jackson, Isaiah	116	112	1	3	.974	0	0	0	---	0	0
Long, Ethan	66	62	2	2	.970	7	0	0	---	0	0
Keaschall, Luke	243	102	133	8	.967	28	0	0	---	0	0
Hill, Luke	217	72	132	13	.940	26	0	0	---	0	0
Curtis, Khristian	14	10	3	1	.929	1	10	2	.833	0	0
Contrades, Nu'u	110	28	74	8	.927	8	0	0	---	0	0
Rogers, Will	25	21	2	2	.920	0	1	0	1.000	0	0
Tieding, Matt	7	3	3	1	.857	0	1	1	.500	0	0
Giblin, Jonah	7	2	4	1	.857	1	4	3	.571	0	0
Dunn, Ross	11	2	5	4	.636	0	16	3	.842	0	0
Lebamoff, Nolan	2	1	0	1	.500	0	1	0	1.000	0	0
Hanks, Ryan	0	0	0	0	.000	0	0	0	---	0	0
Humphres, Austin	0	0	0	0	.000	0	0	0	---	0	0
Totals	1829	1317	462	50	.973	42	60	15	.800	11	0
Opponents	1763	1301	426	36	.980	36	48	17	.738	8	0

Hitting minimums - 1 Games 2.0 TPA/Game
Pitching minimums - 1 Games 0.9 IP/Game

2023 Sun Devil Baseball
Game Results for Arizona State (as of May 17, 2023)
(All games)

Date	Opponent	Score	Inns	Overall	Pac-12	Pitcher of record	Attend	Time
Feb 17, 2023	SAN DIEGO STATE	w 6-5	9	1-0-0	0-0-0	Peery, B. (W 1-0)	3180	3:15
Feb 18, 2023	SAN DIEGO STATE	w 5-3	9	2-0-0	0-0-0	Curtis, K. (W 1-0)	3026	3:24
Feb 19, 2023	SAN DIEGO STATE	w 1-0	9	3-0-0	0-0-0	Wainscott, J (W 1-0)	3085	2:40
Feb 21, 2023	UNLV	w 6-3	9	4-0-0	0-0-0	Tieding, M. (W 1-0)	2428	2:35
Feb 24, 2023	at Mississippi State	w 13-4	9	5-0-0	0-0-0	Dunn, R. (W 1-0)	11136	3:24
Feb 25, 2023	at Mississippi State	L 1-5	9	5-1-0	0-0-0	Curtis, K. (L 1-1)	14320	2:24
Feb 26, 2023	at Mississippi State	L 3-16	9	5-2-0	0-0-0	Manning, T. (L 0-1)	11043	2:53
Mar 01, 2023	NORTH DAKOTA STATE	w 10-9	9	6-2-0	0-0-0	Lebamoff, N. (W 1-0)	2085	2:55
Mar 03, 2023	UC IRVINE	L 6-16	9	6-3-0	0-0-0	Dunn, R. (L 1-1)	2507	3:15
Mar 04, 2023	UC IRVINE	L 9-10	9	6-4-0	0-0-0	Curtis, K. (L 1-2)	2422	3:14
Mar 05, 2023	UC IRVINE	L 2-7	9	6-5-0	0-0-0	Manning, T. (L 0-2)	2609	2:35
Mar 07, 2023	at #13 Oregon State	L 4-8	9	6-6-0	0-0-0	Pivaroff, B. (L 0-1)	4233	2:51
Mar 08, 2023	at #13 Oregon State	L 4-7	9	6-7-0	0-0-0	Stevenson, O (L 0-1)	4086	2:41
Mar 10, 2023	UC DAVIS	w 7-1	9	7-7-0	0-0-0	Dunn, R. (W 2-1)	2928	2:31
Mar 11, 2023	UC DAVIS	w 6-4	9	8-7-0	0-0-0	Curtis, K. (W 2-2)	2538	2:25
Mar 12, 2023	UC DAVIS	w 17-4	9	9-7-0	0-0-0	Giblin, J. (W 1-0)	2725	2:33
Mar 14, 2023	UTAH TECH	w 9-1	9	10-7-0	0-0-0	Stevenson, O (W 1-1)	2581	2:20
* Mar 17, 2023	vs Utah	w 9-7	9	11-7-0	1-0-0	Dunn, R. (W 3-1)	286	3:04
* Mar 18, 2023	at Utah	w 15-9	9	12-7-0	2-0-0	Tieding, M. (W 2-0)	1457	3:26
* Mar 19, 2023	at Utah	L 6-11	9	12-8-0	2-1-0	Wainscott, J (L 1-1)	1433	2:40
Mar 22, 2023	#25 GRAND CANYON	w 11-1	9	13-8-0	2-1-0	Hansell, J. (W 1-0)	3394	2:45
* Mar 24, 2023	ARIZONA	w 6-5	9	14-8-0	3-1-0	Tieding, M. (W 3-0)	6370	2:30
* Mar 25, 2023	ARIZONA	w 7-4	9	15-8-0	4-1-0	Lebamoff, N. (W 2-0)	5753	2:45
* Mar 26, 2023	ARIZONA	w 10-6	9	16-8-0	5-1-0	Manning, T. (W 1-2)	5027	2:30
Mar 28, 2023	vs UNLV	w 6-2	9	17-8-0	5-1-0	Lebamoff, N. (W 3-0)	800	2:28
* Mar 31, 2023	at CAL	w 4-1	9	18-8-0	6-1-0	Dunn, R. (W 4-1)	494	2:51
* Apr 01, 2023	at CAL	L 4-5	9	18-9-0	6-2-0	Tieding, M. (L 3-1)	407	2:40
* Apr 02, 2023	at CAL	w 15-10	9	19-9-0	7-2-0	Pivaroff, B. (W 1-1)	774	3:20
Apr 04, 2023	SEATTLE U	w 11-6	9	20-9-0	7-2-0	Hansell, J. (W 2-0)	2336	3:22
* Apr 06, 2023	WASHINGTON STATE	w 6-5	9	21-9-0	8-2-0	Peery, B. (W 2-0)	2644	2:55
* Apr 07, 2023	WASHINGTON STATE	w 6-2	9	22-9-0	9-2-0	Pivaroff, B. (W 2-1)	3187	3:15
* Apr 08, 2023	WASHINGTON STATE	w 4-1	9	23-9-0	10-2-0	Curtis, K. (W 3-2)	2879	2:27
Apr 11, 2023	at Grand Canyon	w 13-10	9	24-9-0	10-2-0	Peery, B. (W 3-0)	4311	3:19
* Apr 14, 2023	at Washington	L 3-8	9	24-10-0	10-3-0	Dunn, R. (L 4-2)	1459	2:27
* Apr 15, 2023	at Washington	w 8-6	9	25-10-0	11-3-0	Curtis, K. (W 4-2)	1493	3:01
Apr 19, 2023	at Arizona	L 0-20	9	25-11-0	11-3-0	Manning, T. (L 1-3)	5026	2:36
* Apr 21, 2023	#21 OREGON STATE	L 11-13	9	25-12-0	11-4-0	Dunn, R. (L 4-3)	3449	3:20
* Apr 22, 2023	#19 OREGON STATE	w 11-7	9	26-12-0	12-4-0	Stevenson, O (W 2-1)	3723	3:15
* Apr 23, 2023	#21 OREGON STATE	w 12-10	9	27-12-0	13-4-0	Stevenson, O (W 3-1)	2988	3:33
Apr 25, 2023	FULLERTON	w 9-1	9	28-12-0	13-4-0	Tieding, M. (W 4-1)	2396	2:32
Apr 26, 2023	FULLERTON	L 8-11	(11)	28-13-0	13-4-0	Valdez, T. (L 0-1)	2247	4:00
* 4/28/23	at #20 Oregon	L 5-11	9	28-14-0	13-5-0	Giblin, J. (L 1-1)	2150	2:30
* 4/29/23	at #20 Oregon	L 10-16	9	28-15-0	13-6-0	Curtis, K. (L 4-3)	3821	3:00
* 4/30/23	at #20 Oregon	w 9-6	9	29-15-0	14-6-0	Stevenson, O (W 4-1)	1687	3:03
* May 05, 2023	#7 STANFORD	L 6-8	9	29-16-0	14-7-0	Pivaroff, B. (L 2-2)	3382	2:45
* May 06, 2023	#7 STANFORD	L 11-12	9	29-17-0	14-8-0	Stevenson, O (L 4-2)	3453	3:25
* May 07, 2023	#7 STANFORD	L 4-9	9	29-18-0	14-9-0	Dunn, R. (L 4-4)	2990	3:05
* May 12, 2023	at USC	L 1-4	9	29-19-0	14-10-0	Manning, T. (L 1-4)	598	2:23
* May 13, 2023	at USC	L 0-2	9	29-20-0	14-11-0	Stevenson, O (L 4-3)	811	2:06
* May 14, 2023	at USC	L 1-5	9	29-21-0	14-12-0	Dunn, R. (L 4-5)	624	2:42

* = Conference game

() extra inning game

2023 Sun Devil Baseball
Games Summary for Arizona State (as of May 17, 2023)
(All games)

Score by innings	1	2	3	4	5	6	7	8	9	EX	Total
Arizona State	40	33	40	45	48	43	31	46	25	0	351
Opponents	49	31	48	45	33	37	31	42	18	3	337

Record when ...											
Overall	29-21							After 6 leading		22-4	
Conference	14-12						 trailing		4-14	
Non-Conference	15-9						 tied		3-3	
Home games	20-8							After 7 leading		25-1	
Away games	7-13						 trailing		3-16	
Neutral site	2-0						 tied		1-4	
Day games	12-11							After 8 leading		26-0	
Night games	17-10						 trailing		1-19	
vs Left starter	6-5						 tied		2-2	
vs Right starter	23-16										
1-Run games	5-3							Hit 0 home runs		5-7	
2-Run games	5-3							... 1 home run		7-6	
5+Run games	9-9							... 2+ home runs		17-8	
Extra innings	0-1										
Shutouts	1-2							Opponent 0 home runs		15-5	
							 1 home run		6-4	
							 2+ HRs		8-12	
Scoring 0-2 runs	1-6							Made 0 errors		11-7	
..... 3-5 runs	3-7						 1 error		12-9	
..... 6-9 runs	14-5						 2+ errors		6-5	
..... 10+ runs	11-3										
Opponent 0-2 runs	9-1							Opp. made 0 errors		14-12	
..... 3-5 runs	9-4						 1 error		11-4	
..... 6-9 runs	8-6						 2+ errors		4-5	
..... 10+ runs	3-10										
Scored in 1st inning	14-6							Out-hit opponent		22-2	
Opp. scored in 1st	11-11							Out-hit by opponent		3-18	
Scores first	16-11							Hits are tied		4-1	
Opp. scores first	13-10										

Record when team scores:											
Runs	0	1	2	3	4	5	6	7	8	9	10+
W-L	0-2	1-3	0-1	0-2	2-4	1-1	7-3	2-0	1-1	4-1	11-3

Record when opponent scores:											
Runs	0	1	2	3	4	5	6	7	8	9	10+
W-L	1-0	6-0	2-1	2-0	4-1	3-3	4-0	2-2	0-3	2-1	3-10

Record when leading after:											
Inn.	1	2	3	4	5	6	7	8			
W-L	11-3	13-5	16-3	17-2	19-3	22-4	25-1	26-0			

Record when trailing after:											
Inn.	1	2	3	4	5	6	7	8			
W-L	8-9	8-11	7-12	8-13	8-14	4-14	3-16	1-19			

Record when tied after:											
Inn.	1	2	3	4	5	6	7	8			
W-L	10-9	8-5	6-6	4-6	2-4	3-3	1-4	2-2			

Current losing streak: 6
Longest winning streak: 6
Longest losing streak: 6

Home attendance : 88332 (28 dates avg = 3154)
Away attendance : 72449 (22 dates avg = 3293)
Total attendance: 160781 (50 dates avg = 3215)

2023 Sun Devil Baseball
Batting Leaders for Arizona State (as of May 17, 2023)
(All games)

Hitting minimums - 1 Games 2.0 TPA/Game
Pitching minimums - 1 Games 0.9 IP/Game

Batting avg		Slugging pct		On base pct	
1. Campos, Ryan	.399	1. Keaschall, Luke	.719	1. Campos, Ryan	.506
2. Keaschall, Luke	.347	2. Campos, Ryan	.608	2. Keaschall, Luke	.443
3. Tobias, Jacob	.328	3. Tobias, Jacob	.575	3. Tobias, Jacob	.413
4. Hill, Luke	.326	4. Crenshaw, Wyatt	.508	4. Hill, Luke	.404
5. Contrades, Nu'u	.305	5. Hill, Luke	.484	5. Vu, Kien	.387
Runs scored		Hits		Runs batted in	
1. Keaschall, Luke	53	1. Keaschall, Luke	68	1. Tobias, Jacob	57
2. Campos, Ryan	42	2. Tobias, Jacob	61	2. Keaschall, Luke	50
3. Hill, Luke	41	3. Contrades, Nu'u	60	3. Hill, Luke	42
4. Crenshaw, Wyatt	38	Hill, Luke	60	4. Contrades, Nu'u	37
5. Contrades, Nu'u	36	5. Campos, Ryan	57	5. Crenshaw, Wyatt	32
Doubles		Triples		Home runs	
1. Keaschall, Luke	23	1. Tobias, Jacob	4	1. Keaschall, Luke	16
2. Crenshaw, Wyatt	16	2. 5 tied at.....	1	2. Tobias, Jacob	10
3. Hill, Luke	11			3. Crenshaw, Wyatt	9
4. Jackson, Isaiah	10			4. Jackson, Isaiah	8
5. Contrades, Nu'u	9			Contrades, Nu'u	8
Total bases		Walks		Hit by pitch	
1. Keaschall, Luke	141	1. Campos, Ryan	29	1. Keaschall, Luke	13
2. Tobias, Jacob	107	2. Tobias, Jacob	26	2. Jackson, Isaiah	9
3. Crenshaw, Wyatt	99	3. Hill, Luke	22	3. Vu, Kien	5
4. Contrades, Nu'u	95	4. Keaschall, Luke	21	4. Hill, Luke	4
5. Hill, Luke	89	5. Vu, Kien	16	5. 4 tied at....	3
Sac bunts		Sac flies		Stolen bases	
1. Newman, Trey	2	1. Jackson, Isaiah	5	1. Keaschall, Luke	17
Jackson, Isaiah	2	2. Crenshaw, Wyatt	4	2. Contrades, Nu'u	8
Crenshaw, Wyatt	2	3. Tobias, Jacob	3	3. 4 tied at	4
4. 3 tied at.....	1	Hill, Luke	3		
		Contrades, Nu'u	3		
Caught stealing		Steal attempts		Stolen base pct	
1. Jackson, Isaiah	5	1. Keaschall, Luke	19	1. Tobias, Jacob	1.000
2. Crenshaw, Wyatt	3	2. Contrades, Nu'u	10	2. Keaschall, Luke	.895
3. Contrades, Nu'u	2	3. Jackson, Isaiah	9	3. Contrades, Nu'u	.800
Hill, Luke	2	4. Crenshaw, Wyatt	7	Campos, Ryan	.800
Keaschall, Luke	2	5. 3 tied at	5	Vu, Kien	.800
Strikeouts		Grounded into DP		Total plate appearances	
1. Jackson, Isaiah	54	1. Rogers, Will	4	1. Keaschall, Luke	231
2. Crenshaw, Wyatt	46	2. 5 tied at.	3	2. Tobias, Jacob	218
3. Contrades, Nu'u	45			3. Crenshaw, Wyatt	216
4. Hill, Luke	38			4. Hill, Luke	213
Tobias, Jacob	38			5. Contrades, Nu'u	211
At bats		Games played		Game starts	
1. Contrades, Nu'u	197	1. Keaschall, Luke	50	1. Keaschall, Luke	50
2. Keaschall, Luke	196	2. Hill, Luke	49	2. Hill, Luke	49
3. Crenshaw, Wyatt	195	Tobias, Jacob	49	Tobias, Jacob	49
4. Tobias, Jacob	186	Crenshaw, Wyatt	49	4. Contrades, Nu'u	48
5. Hill, Luke	184	5. 2 tied at.....	48	5. Crenshaw, Wyatt	47
Games as sub					
1. Vu, Kien	10				
2. Beheler, Reese	8				
3. Weaver, Jonny	6				
Varnado, Drake	6				
5. 2 tied at...	4				

2023 Sun Devil Baseball
Pitching Leaders for Arizona State (as of May 17, 2023)
(All games)

Hitting minimums - 1 Games 2.0 TPA/Game
Pitching minimums - 1 Games 0.9 IP/Game

Earned run avg		Opposing bat avg		Won-loss pct	
1. Dunn, Ross	4.57	1. Dunn, Ross	.257	1. Curtis, Khristian	.571
2. Giblin, Jonah	5.80	2. Curtis, Khristian	.284	2. Giblin, Jonah	.500
3. Curtis, Khristian	6.79	3. Giblin, Jonah	.289	3. Dunn, Ross	.444
Wins		Losses		Saves	
1. Tieding, Matt	4	1. Dunn, Ross	5	1. Stevenson, Owen	4
Curtis, Khristian	4	2. Manning, Timmy	4	2. Pivaroff, Blake	3
Stevenson, Owen	4	3. Curtis, Khristian	3	3. Peery, Brock	2
Dunn, Ross	4	Stevenson, Owen	3	Wainscott, Jesse	2
5. 2 tied at.....	3	5. Pivaroff, Blake	2		
Innings pitched		Batters struck out		Appearances	
1. Dunn, Ross	61.0	1. Dunn, Ross	79	1. Peery, Brock	24
2. Curtis, Khristian	59.2	2. Curtis, Khristian	55	Pivaroff, Blake	24
3. Giblin, Jonah	45.0	3. Manning, Timmy	54	3. Lebamoff, Nolan	23
		4. Stevenson, Owen	45	4. Stevenson, Owen	22
		5. Giblin, Jonah	33	5. Tieding, Matt	20
Games started		Games finished		Games in relief	
1. Dunn, Ross	14	1. Stevenson, Owen	11	1. Peery, Brock	24
2. Curtis, Khristian	13	2. Peery, Brock	7	Pivaroff, Blake	24
3. Giblin, Jonah	7	3. Wainscott, Jesse	6	3. Lebamoff, Nolan	23
Manning, Timmy	7	4. Rogers, Will	5	4. Stevenson, Owen	19
5. 3 tied at.....	3	5. 3 tied at....	4	5. Tieding, Matt	17
Wild pitches		Balks		Hit batters	
1. Dunn, Ross	12	1. Tieding, Matt	1	1. Tieding, Matt	12
2. Giblin, Jonah	7			Dunn, Ross	12
3. Hansell, Josh	6			3. Peery, Brock	10
4. Curtis, Khristian	5			4. Curtis, Khristian	9
5. Wainscott, Jesse	4			5. Stevenson, Owen	8
Intentional BB allowed		Runners picked off		Batters SO out looking	
1. Peery, Brock	1	1. Campos, Ryan	2	1. Manning, Timmy	21
Manning, Timmy	1	2. Manning, Timmy	1	2. Curtis, Khristian	19
Wainscott, Jesse	1			3. Dunn, Ross	18
				Stevenson, Owen	18
				5. Giblin, Jonah	10
Sac bunts allowed		Sac flies allowed		Hits allowed	
1. Tieding, Matt	4	1. Giblin, Jonah	7	1. Giblin, Jonah	50
2. Peery, Brock	2	2. Manning, Timmy	4	2. Dunn, Ross	61
Dunn, Ross	2	Wainscott, Jesse	4	3. Curtis, Khristian	69
4. 7 tied at....	1	4. Tieding, Matt	3		
		Curtis, Khristian	3		
Runs allowed		Earned runs allowed		Walks allowed	
1. Giblin, Jonah	33	1. Giblin, Jonah	29	1. Giblin, Jonah	15
2. Dunn, Ross	46	2. Dunn, Ross	31	2. Curtis, Khristian	32
3. Curtis, Khristian	52	3. Curtis, Khristian	45	3. Dunn, Ross	40
Doubles allowed		Triples allowed		Home runs allowed	
1. Dunn, Ross	10	1. Giblin, Jonah	0	1. Dunn, Ross	5
2. Giblin, Jonah	13	2. Curtis, Khristian	1	2. Giblin, Jonah	7
3. Curtis, Khristian	16	3. Dunn, Ross	2	3. Curtis, Khristian	11

2023 Sun Devil Baseball
Fielding Leaders for Arizona State (as of May 17, 2023)
(All games)

Hitting minimums - 1 Games
Pitching minimums - 1 Games 0.9 IP/Game

Fielding pct		Chances		Putouts	
1. Vu, Kien	1.000	1. Tobias, Jacob	332	1. Tobias, Jacob	304
Mclain, Nick	1.000	2. Campos, Ryan	285	2. Campos, Ryan	260
Varnado, Drake	1.000	3. Keaschall, Luke	243	3. Jackson, Isaiah	112
Weaver, Jonny	1.000	4. Hill, Luke	217	4. Keaschall, Luke	102
Beheler, Reese	1.000	5. Jackson, Isaiah	116	5. Balholm, Bronson	82
Assists		Errors		Fielding double plays	
1. Keaschall, Luke	133	1. Hill, Luke	13	1. Keaschall, Luke	28
2. Hill, Luke	132	2. Keaschall, Luke	8	2. Tobias, Jacob	27
3. Contrades, Nu'u	74	Contrades, Nu'u	8	3. Hill, Luke	26
4. Tobias, Jacob	27	4. Dunn, Ross	4	4. Contrades, Nu'u	8
5. Campos, Ryan	23	5. Jackson, Isaiah	3	5. Long, Ethan	7
Stolen bases against		Caught stealing by		Steal attempts against	
1. Campos, Ryan	34	1. Campos, Ryan	6	1. Campos, Ryan	40
2. Dunn, Ross	16	2. Newman, Trey	3	2. Dunn, Ross	19
Balholm, Bronson	16	Giblin, Jonah	3	Balholm, Bronson	19
4. Curtis, Khristian	10	Dunn, Ross	3	4. Newman, Trey	13
Newman, Trey	10	Balholm, Bronson	3	5. Curtis, Khristian	12
Passed balls		Catchers interference			
1. Campos, Ryan	6				
2. Balholm, Bronson	3				
3. Newman, Trey	2				

2023 Sun Devil Baseball
Team Game-by-Game for Arizona State (as of May 17, 2023)
Batting (All games)

Date	Opponent	ab	r	h	rbi	2b	3b	hr	tb	bb	ibb	sb	cs	hbp	sac	sf	gdp	k	po	a	e	lob	avg
Feb 17	SAN DIEGO STATE	32	6	14	6	3	1	1	22	5	2	2	0	2	1	1	1	4	27	14	3	10	.438
Feb 18	SAN DIEGO STATE	25	5	5	5	1	0	2	12	3	0	0	0	2	0	2	2	8	27	7	0	3	.333
Feb 19	SAN DIEGO STATE	27	1	8	1	2	0	0	10	3	0	0	1	1	0	0	1	6	27	7	0	6	.321
Feb 21	UNLV	31	6	10	6	3	0	3	22	4	1	2	1	1	0	1	0	6	27	9	1	7	.322
Feb 24	at Mississippi State	38	13	12	12	0	1	2	20	12	0	0	0	1	0	1	0	11	27	10	2	12	.320
Feb 25	at Mississippi State	31	1	5	1	0	0	0	5	2	0	1	0	2	0	0	0	10	24	12	0	7	.293
Feb 26	at Mississippi State	34	3	8	2	0	0	2	14	5	0	2	0	0	0	0	0	12	24	5	0	9	.284
Mar 01	NORTH DAKOTA S	33	10	11	10	1	1	3	23	5	0	3	0	2	1	1	1	3	27	7	1	7	.291
Mar 03	UC IRVINE	40	6	15	6	1	0	3	25	1	0	1	0	0	0	1	1	9	27	11	4	9	.302
Mar 04	UC IRVINE	30	9	6	9	1	1	0	9	9	0	0	0	1	0	1	1	8	27	11	1	5	.293
Mar 05	UC IRVINE	33	2	7	2	1	0	1	11	0	0	0	0	1	0	0	1	9	27	15	1	5	.285
Mar 07	at Oregon State	32	4	7	4	2	0	0	9	6	0	2	1	2	0	0	0	10	24	10	2	9	.280
Mar 08	at Oregon State	33	4	7	3	3	0	1	13	5	0	0	0	0	0	0	1	13	24	8	0	7	.274
Mar 10	UC DAVIS	38	7	17	6	1	0	0	18	1	0	1	1	1	0	1	1	3	27	8	0	10	.289
Mar 11	UC DAVIS	30	6	8	5	1	0	1	12	4	1	1	1	0	0	1	1	3	27	12	0	5	.287
Mar 12	UC DAVIS	42	17	20	17	7	0	2	33	6	0	0	0	0	0	1	0	4	27	7	0	8	.302
Mar 14	UTAH TECH	34	9	8	8	1	0	2	15	4	0	3	0	0	0	0	1	6	27	9	1	5	.298
*Mar 17	vs Utah	41	9	13	9	6	0	1	22	4	0	0	0	1	0	0	0	11	27	11	3	10	.300
*Mar 18	at Utah	41	15	18	14	4	0	2	28	7	0	2	0	1	1	1	2	5	27	10	0	9	.309
*Mar 19	at Utah	36	6	11	6	1	0	1	15	1	0	1	0	3	0	1	1	9	24	16	1	8	.308
Mar 22	GRAND CANYON	41	11	14	8	4	1	0	20	1	0	2	0	0	0	0	0	7	27	8	1	7	.310
*Mar 24	ARIZONA	31	6	7	6	1	0	2	14	0	0	0	1	2	0	0	0	10	27	5	1	3	.307
*Mar 25	ARIZONA	34	7	11	7	4	0	1	18	4	1	2	0	1	2	0	0	11	27	8	1	10	.307
*Mar 26	ARIZONA	34	10	15	10	2	0	4	29	2	0	0	2	0	0	2	1	5	27	10	0	4	.313
Mar 28	vs UNLV	35	6	11	5	2	1	1	18	3	0	2	0	1	0	1	0	9	27	11	0	7	.313
*Mar 31	at CAL	38	4	14	3	1	0	0	15	2	0	0	1	0	1	1	0	12	27	4	0	11	.315
*Apr 01	at CAL	37	4	8	4	1	0	1	12	3	0	0	0	0	0	0	0	13	24	6	1	9	.311
*Apr 02	at CAL	44	15	19	13	2	0	0	21	7	0	3	0	1	1	1	0	5	27	8	1	12	.317
Apr 04	SEATTLE U	36	11	14	11	2	1	1	21	8	0	1	1	2	0	1	0	10	27	6	1	12	.319
*Apr 06	WASHINGTON STA	32	6	8	6	2	0	2	16	3	0	0	0	0	1	1	0	6	27	8	0	6	.317
*Apr 07	WASHINGTON STA	31	6	8	5	0	0	2	14	4	0	3	0	1	0	0	1	8	27	9	1	6	.316
*Apr 08	WASHINGTON STA	29	4	7	4	0	0	3	16	1	0	0	0	1	0	0	1	4	27	6	1	3	.314
Apr 11	at Grand Canyon	42	13	16	13	5	0	2	27	5	0	2	1	1	0	0	0	8	27	9	0	8	.316
*Apr 14	at Washington	31	3	5	3	0	1	2	13	3	0	0	0	0	1	0	0	12	24	16	2	5	.312
*Apr 15	at Washington	39	8	15	7	4	0	2	25	2	0	0	2	1	0	0	1	5	27	9	1	7	.314
Apr 19	at Arizona	32	0	5	0	1	0	0	6	1	0	0	0	1	0	0	1	10	24	6	2	7	.310
*Apr 21	OREGON STATE	37	11	10	11	1	0	3	20	6	0	0	0	2	0	0	0	10	27	6	1	7	.309
*Apr 22	OREGON STATE	39	11	14	11	4	0	3	27	3	0	1	0	2	0	0	0	6	27	9	5	7	.311
*Apr 23	OREGON STATE	34	12	12	11	5	0	1	20	7	0	1	0	0	0	1	1	3	27	5	2	6	.312
Apr 25	FULLERTON	39	9	17	7	6	0	2	29	4	0	0	0	1	0	1	1	4	27	7	1	12	.315
Apr 26	FULLERTON	42	8	11	8	3	0	1	17	8	0	3	1	3	0	0	2	7	33	12	0	12	.314
*4/28/23	at Oregon	33	5	6	4	0	0	3	15	3	0	1	0	1	0	0	0	9	24	6	1	5	.311
*4/29/23	at Oregon	37	10	11	10	3	0	6	32	3	0	0	0	2	0	0	1	9	24	11	0	5	.310
*4/30/23	at Oregon	35	9	9	9	2	0	4	23	7	0	0	0	2	0	1	0	5	27	17	2	9	.309
*May 05	STANFORD	37	6	8	6	2	0	2	16	0	0	0	0	0	0	0	0	14	27	8	1	4	.307
*May 06	STANFORD	38	11	12	10	2	0	3	23	5	0	5	0	0	0	1	0	9	27	9	2	6	.307
*May 07	STANFORD	33	4	8	4	1	0	1	12	4	0	0	1	0	0	0	0	11	27	10	0	6	.306
*May 12	at USC	29	1	3	1	1	1	0	6	4	0	0	2	0	0	0	0	3	24	11	1	5	.302
*May 13	at USC	29	0	3	0	1	0	0	4	1	0	0	0	0	0	0	1	5	24	11	0	3	.299
*May 14	at USC	27	1	4	1	0	0	0	4	5	0	1	0	2	0	0	2	4	24	12	1	6	.297
Totals		1736	351	515	330	101	9	79	871	196	5	48	17	48	9	24	28	384	1317	462	50	361	.297

2023 Sun Devil Baseball
Team Game-by-Game for Arizona State (as of May 17, 2023)
Pitching (All games)

Date	Opponent	ip	h	r	er	bb	so	2b	3b	hr	wp	bk	hbp	dp	ibb	score	w-l	sv	era
Feb 17	SAN DIEGO STATE	9.0	9	5	4	6	3	1	0	0	1	0	1	2	0	6-5	1-0	0	4.00
Feb 18	SAN DIEGO STATE	9.0	8	3	3	3	9	2	0	0	0	0	2	1	0	5-3	2-0	1	3.50
Feb 19	SAN DIEGO STATE	9.0	5	0	0	1	13	3	1	0	1	0	2	0	0	1-0	3-0	1	2.33
Feb 21	UNLV	9.0	9	3	3	2	8	2	0	0	1	0	2	0	0	6-3	4-0	2	2.50
Feb 24	at Mississippi State	9.0	7	4	4	7	10	2	0	0	1	0	2	3	0	13-4	5-0	2	2.80
Feb 25	at Mississippi State	8.0	6	5	5	5	7	0	0	0	2	0	0	0	0	1-5	5-1	2	3.23
Feb 26	at Mississippi State	8.0	15	16	16	5	9	1	0	3	3	0	2	1	0	3-16	5-2	2	5.16
Mar 01	NORTH DAKOTA S	9.0	11	9	8	1	8	3	1	3	0	0	3	0	0	10-9	6-2	2	5.53
Mar 03	UC IRVINE	9.0	13	16	6	6	10	2	1	2	1	0	2	0	0	6-16	6-3	2	5.58
Mar 04	UC IRVINE	9.0	10	10	9	7	7	2	1	1	1	0	6	3	0	9-10	6-4	2	5.93
Mar 05	UC IRVINE	9.0	9	7	7	7	6	2	0	1	0	0	1	3	0	2-7	6-5	2	6.03
Mar 07	at Oregon State	8.0	9	8	7	8	5	1	0	1	1	1	0	0	1	4-8	6-6	2	6.17
Mar 08	at Oregon State	8.0	11	7	7	4	5	0	0	2	1	0	0	0	0	4-7	6-7	2	6.29
Mar 10	UC DAVIS	9.0	4	1	1	3	12	1	0	0	0	0	2	1	0	7-1	7-7	2	5.90
Mar 11	UC DAVIS	9.0	6	4	4	3	7	2	0	1	0	0	2	1	0	6-4	8-7	3	5.77
Mar 12	UC DAVIS	9.0	10	4	4	0	6	3	0	2	0	0	1	1	0	17-4	9-7	3	5.66
Mar 14	UTAH TECH	9.0	5	1	0	0	15	2	0	0	0	0	1	1	0	9-1	10-7	3	5.32
*Mar 17	vs Utah	9.0	7	7	3	2	9	2	0	1	0	0	4	0	0	9-7	11-7	4	5.18
*Mar 18	at Utah	9.0	10	9	9	7	7	2	0	0	1	0	2	0	0	15-9	12-7	4	5.39
*Mar 19	at Utah	8.0	11	11	11	5	4	0	0	1	3	0	3	1	1	6-11	12-8	4	5.71
Mar 22	GRAND CANYON	9.0	6	1	0	2	8	1	0	0	0	0	1	0	0	11-1	13-8	4	5.43
*Mar 24	ARIZONA	9.0	9	5	5	4	10	0	1	2	0	0	2	0	0	6-5	14-8	5	5.41
*Mar 25	ARIZONA	9.0	7	4	3	3	8	1	0	0	1	0	1	1	0	7-4	15-8	6	5.30
*Mar 26	ARIZONA	9.0	8	6	6	3	7	2	0	1	1	0	0	1	0	10-6	16-8	6	5.33
Mar 28	vs UNLV	9.0	6	2	2	3	10	2	1	0	2	0	0	0	0	6-2	17-8	6	5.20
*Mar 31	at CAL	9.0	3	1	1	5	11	0	0	0	2	0	2	1	0	4-1	18-8	7	5.03
*Apr 01	at CAL	8.0	7	5	4	3	10	0	0	2	0	0	0	0	0	4-5	18-9	7	5.01
*Apr 02	at CAL	9.0	11	10	8	3	3	2	0	3	3	0	0	1	0	15-10	19-9	7	5.12
Apr 04	SEATTLE U	9.0	8	6	5	8	7	3	0	0	2	0	0	1	0	11-6	20-9	7	5.12
*Apr 06	WASHINGTON STA	9.0	8	5	5	1	10	2	0	2	0	0	3	0	0	6-5	21-9	7	5.11
*Apr 07	WASHINGTON STA	9.0	8	2	2	8	15	2	0	0	2	0	0	1	0	6-2	22-9	8	5.01
*Apr 08	WASHINGTON STA	9.0	5	1	1	1	13	2	0	1	0	0	1	0	0	4-1	23-9	9	4.88
Apr 11	at Grand Canyon	9.0	18	10	10	3	6	5	1	1	1	0	1	0	0	13-10	24-9	9	5.04
*Apr 14	at Washington	8.0	8	8	4	8	9	0	0	0	6	0	2	2	0	3-8	24-10	9	5.03
*Apr 15	at Washington	9.0	14	6	5	2	6	0	0	2	0	0	0	1	0	8-6	25-10	9	5.03
Apr 19	at Arizona	8.0	19	20	17	5	6	5	0	5	2	0	4	1	0	0-20	25-11	9	5.38
*Apr 21	OREGON STATE	9.0	13	13	12	8	14	3	0	3	1	0	1	0	0	11-13	25-12	9	5.57
*Apr 22	OREGON STATE	9.0	9	7	3	7	10	2	0	3	0	0	1	1	0	11-7	26-12	9	5.50
*Apr 23	OREGON STATE	9.0	12	10	9	9	10	2	0	3	1	0	0	0	0	12-10	27-12	10	5.59
Apr 25	FULLERTON	9.0	5	1	1	4	10	0	0	0	0	0	2	2	0	9-1	28-12	10	5.47
Apr 26	FULLERTON	11.0	19	11	10	6	8	5	0	3	1	0	1	0	1	8-11	28-13	10	5.55
*4/28/23	at Oregon	8.0	13	11	10	4	8	4	0	4	1	0	0	1	0	5-11	28-14	10	5.68
*4/29/23	at Oregon	8.0	19	16	16	4	8	7	0	4	0	0	3	2	0	10-16	28-15	10	5.94
*4/30/23	at Oregon	9.0	7	6	3	4	5	1	0	1	0	0	3	3	0	9-6	29-15	11	5.87
*May 05	STANFORD	9.0	11	8	8	4	11	7	0	3	0	0	2	1	0	6-8	29-16	11	5.92
*May 06	STANFORD	9.0	16	12	11	2	5	5	0	3	1	0	1	1	0	11-12	29-17	11	6.03
*May 07	STANFORD	9.0	12	9	9	5	10	3	0	4	3	0	1	3	0	4-9	29-18	11	6.09
*May 12	at USC	8.0	7	4	4	4	6	4	0	0	0	0	2	0	0	1-4	29-19	11	6.06
*May 13	at USC	8.0	6	2	2	3	6	0	0	0	0	0	3	0	0	0-2	29-20	11	5.99
*May 14	at USC	8.0	12	5	4	4	5	0	0	0	0	0	1	0	0	1-5	29-21	11	5.97
Totals		439.0	481	337	291	212	415	103	7	68	47	1	76	42	3	351-337	29-21	11	5.97

2023 Sun Devil Baseball
Miscellaneous Stats for Arizona State (as of May 17, 2023)
(All games)

Multiple Hit Games	2	3	4	5+	Total
Keaschall, Luke	16	5	1	1	23
Tobias, Jacob	17	3	-	-	20
Hill, Luke	14	4	-	-	18
Campos, Ryan	10	6	1	-	17
Crenshaw, Wyatt	12	4	-	-	16
Contrades, Nu'u	9	4	3	-	16
Jackson, Isaiah	12	-	-	-	12
Mclain, Nick	6	2	-	-	8
Vu, Kien	3	1	-	-	4
Cano, Willie	3	1	-	-	4
Long, Ethan	3	-	-	-	3
Rogers, Will	2	1	-	-	3
Newman, Trey	2	1	-	-	3
Balholm, Bronson	2	-	-	-	2
TEAM	111	32	5	1	149

Multiple RBI Games	2	3	4	5+	Total
Tobias, Jacob	9	5	1	1	16
Keaschall, Luke	8	6	1	1	16
Crenshaw, Wyatt	10	1	-	-	11
Contrades, Nu'u	4	4	1	1	10
Hill, Luke	3	5	1	1	10
Mclain, Nick	4	1	1	1	7
Jackson, Isaiah	5	-	-	1	6
Long, Ethan	2	1	-	-	3
Campos, Ryan	1	2	-	-	3
Cano, Willie	3	-	-	-	3
Rogers, Will	3	-	-	-	3
TEAM	52	25	5	6	88

Hitting Streaks	Longest	Current
Tobias, Jacob	13	-
Mclain, Nick	11	-
Keaschall, Luke	11	-
Campos, Ryan	11	-
Hill, Luke	8	1
Contrades, Nu'u	8	1
Crenshaw, Wyatt	8	-
Newman, Trey	7	-
Vu, Kien	7	-
Balholm, Bronson	5	2
Jackson, Isaiah	5	-
Long, Ethan	5	-
Cano, Willie	4	-
Rogers, Will	3	-
Beheler, Reese	2	-
Varnado, Drake	1	-
Weaver, Jonny	1	-

Reached Base Streaks	Longest	Current
Campos, Ryan	31	5
Tobias, Jacob	30	14
Hill, Luke	16	1
Mclain, Nick	15	1
Keaschall, Luke	15	1
Jackson, Isaiah	13	-
Vu, Kien	11	5
Long, Ethan	10	-
Crenshaw, Wyatt	10	-
Balholm, Bronson	9	9
Contrades, Nu'u	8	1
Newman, Trey	7	2
Cano, Willie	4	-
Rogers, Will	3	-
Beheler, Reese	2	-
Weaver, Jonny	1	-
Varnado, Drake	1	-

2023 Sun Devil Baseball
Miscellaneous Stats for Arizona State (as of May 17, 2023)
(All games)

Starting Lineup By Position
(Team W-L record when starter)

PITCHER:		
Dunn, Ross	14	(8-6)
Curtis, Khristian	13	(7-6)
Giblin, Jonah	7	(5-2)
Manning, Timmy	7	(2-5)
Tieding, Matt	3	(2-1)
Hansell, Josh	3	(3-0)
Stevenson, Owen	3	(2-1)
CATCHER:		
Campos, Ryan	29	(18-11)
Newman, Trey	12	(7-5)
Balholm, Bronson	9	(4-5)
FIRST BASE:		
Tobias, Jacob	42	(24-18)
Long, Ethan	8	(5-3)
SECOND BASE:		
Keaschall, Luke	50	(29-21)
THIRD BASE:		
Contrades, Nu'u	48	(28-20)
Weaver, Jonny	1	(1-0)
Cano, Willie	1	(0-1)
SHORTSTOP:		
Hill, Luke	49	(28-21)
Varnado, Drake	1	(1-0)
LEFT FIELD:		
Vu, Kien	19	(12-7)
Rogers, Will	16	(11-5)
Campos, Ryan	9	(6-3)
Crenshaw, Wyatt	6	(0-6)
CENTER FIELD:		
Jackson, Isaiah	46	(26-20)
Vu, Kien	4	(3-1)
RIGHT FIELD:		
Crenshaw, Wyatt	28	(22-6)
Mclain, Nick	18	(6-12)
Vu, Kien	3	(1-2)
Long, Ethan	1	(0-1)
DESIGNATED HITTER:		
Cano, Willie	13	(11-2)
Crenshaw, Wyatt	13	(6-7)
Rogers, Will	8	(5-3)
Tobias, Jacob	7	(4-3)
Beheler, Reese	4	(1-3)
Long, Ethan	3	(1-2)
Campos, Ryan	1	(0-1)
Weaver, Jonny	1	(1-0)

Starting Lineup By Lineup Spot
(Team W-L record when starter)

LEADOFF:		
Crenshaw, Wyatt	26	(18-8)
Keaschall, Luke	11	(6-5)
Mclain, Nick	7	(1-6)
Vu, Kien	5	(4-1)
Contrades, Nu'u	1	(0-1)
2ND SPOT:		
Hill, Luke	24	(12-12)
Contrades, Nu'u	14	(11-3)
Crenshaw, Wyatt	9	(4-5)
Campos, Ryan	3	(2-1)
3RD SPOT:		
Campos, Ryan	36	(22-14)
Mclain, Nick	10	(5-5)
Keaschall, Luke	2	(0-2)
Long, Ethan	2	(2-0)
CLEANUP:		
Keaschall, Luke	36	(23-13)
Long, Ethan	10	(4-6)
Tobias, Jacob	4	(2-2)
5TH SPOT:		
Tobias, Jacob	42	(26-16)
Rogers, Will	4	(3-1)
Hill, Luke	2	(0-2)
Keaschall, Luke	1	(0-1)
Beheler, Reese	1	(0-1)
6TH SPOT:		
Contrades, Nu'u	15	(5-10)
Hill, Luke	14	(10-4)
Rogers, Will	7	(5-2)
Cano, Willie	4	(4-0)
Jackson, Isaiah	3	(3-0)
Tobias, Jacob	3	(0-3)
Crenshaw, Wyatt	1	(0-1)
Mclain, Nick	1	(0-1)
Vu, Kien	1	(1-0)
Weaver, Jonny	1	(1-0)
7TH SPOT:		
Jackson, Isaiah	20	(12-8)
Crenshaw, Wyatt	10	(5-5)
Rogers, Will	6	(3-3)
Hill, Luke	5	(2-3)
Vu, Kien	4	(3-1)
Contrades, Nu'u	3	(2-1)
Cano, Willie	2	(2-0)
8TH SPOT:		
Jackson, Isaiah	18	(7-11)
Cano, Willie	8	(5-3)
Rogers, Will	7	(5-2)
Vu, Kien	4	(2-2)
Hill, Luke	4	(4-0)
Newman, Trey	3	(3-0)
Beheler, Reese	3	(1-2)
Contrades, Nu'u	2	(1-1)
Crenshaw, Wyatt	1	(1-0)
9TH SPOT:		
Contrades, Nu'u	13	(9-4)
Vu, Kien	12	(6-6)
Newman, Trey	9	(4-5)
Balholm, Bronson	9	(4-5)
Jackson, Isaiah	5	(4-1)
Varnado, Drake	1	(1-0)
Weaver, Jonny	1	(1-0)

STARTERS SUMMARY

[illegible]

2023 Sun Devil Baseball
Season Game Highs for Arizona State (as of May 17, 2023)
(All games)

TEAM GAME HIGHS

Batting

At bats:	44	-	at CAL (Apr 02, 2023)
Runs scored:	17	-	vs UC Davis (Mar 12, 2023)
Hits:	20	-	vs UC Davis (Mar 12, 2023)
RBIs:	17	-	vs UC Davis (Mar 12, 2023)
Doubles:	7	-	vs UC Davis (Mar 12, 2023)
Triples:	1	-	(9 times)
Home runs:	6	-	at Oregon (4/29/23)
Total bases:	33	-	vs UC Davis (Mar 12, 2023)
Walks:	12	-	at Mississippi State (Feb 24, 2023)
Strikeouts:	14	-	vs Stanford (May 05, 2023)
Sac hits:	2	-	vs Arizona (Mar 25, 2023)
Sac flies:	2	-	vs San Diego State (Feb 18, 2023)
	2	-	vs Arizona (Mar 26, 2023)
Stolen bases:	5	-	vs Stanford (May 06, 2023)
Hit by pitch:	3	-	at Utah (Mar 19, 2023)
	3	-	vs Fullerton (Apr 26, 2023)
Caught stealing:	2	-	vs Arizona (Mar 26, 2023)
	2	-	at Washington (Apr 15, 2023)
	2	-	at USC (May 12, 2023)
Runners LOB:	12	-	(5 times)
Hit into DP:	3	-	vs Fullerton (Apr 26, 2023)
	3	-	at USC (May 14, 2023)

Fielding

Putouts:	33	-	vs Fullerton (Apr 26, 2023)
Assists:	17	-	at Oregon (4/30/23)
Errors:	5	-	vs Oregon State (Apr 22, 2023)
Passed balls:	1	-	(11 times)
DPs turned:	3	-	(5 times)

Pitching

Innings pitched:	11.0	-	vs Fullerton (Apr 26, 2023)
Runs allowed:	20	-	at Arizona (Apr 19, 2023)
Earned runs:	17	-	at Arizona (Apr 19, 2023)
Walks allowed:	9	-	vs Oregon State (Apr 23, 2023)
Strikeouts:	15	-	vs Utah Tech (Mar 14, 2023)
	15	-	vs Washington State (Apr 07, 2023)
Hits allowed:	19	-	at Arizona (Apr 19, 2023)
	19	-	vs Fullerton (Apr 26, 2023)
	19	-	at Oregon (4/29/23)
Doubles allowed:	7	-	at Oregon (4/29/23)
	7	-	vs Stanford (May 05, 2023)
Triples allowed:	1	-	(7 times)
Homers allowed:	5	-	at Arizona (Apr 19, 2023)
Wild pitches:	6	-	at Washington (Apr 14, 2023)
Hit batters:	6	-	vs UC Irvine (Mar 04, 2023)

2023 Sun Devil Baseball
Season Game Highs for Arizona State (as of May 17, 2023)
(All games)

INDIVIDUAL GAME HIGHS

Batting

At bats:	6	-	(9 times)
Runs scored:	4	-	Hill, Luke vs UC Davis (Mar 12, 2023)
	4	-	Contrades, Nu'u at Utah (Mar 18, 2023)
	4	-	Keaschall, Luke at Oregon (4/29/23)
Hits:	5	-	Keaschall, Luke vs Fullerton (Apr 25, 2023)
RBI's:	5	-	(6 times)
Doubles:	3	-	Hill, Luke vs UC Davis (Mar 12, 2023)
Triples:	1	-	(9 times)
Home runs:	2	-	(7 times)
Total bases:	10	-	(4 times)
Walks:	3	-	(5 times)
Strikeouts:	5	-	Jackson, Isaiah at Mississippi State (Feb 24, 2023)
Sac hits:	1	-	(9 times)
Sac flies:	2	-	Tobias, Jacob vs Arizona (Mar 26, 2023)
Stolen bases:	2	-	(5 times)
Hit by pitch:	2	-	Keaschall, Luke at USC (May 14, 2023)
Caught stealing:	1	-	(17 times)
Runners LOB:	6	-	Jackson, Isaiah at Oregon State (Mar 07, 2023)
	6	-	Newman, Trey at CAL (Apr 02, 2023)
	6	-	Newman, Trey vs Seattle U (Apr 04, 2023)

Fielding

Putouts:	15	-	Campos, Ryan vs Washington State (Apr 07, 2023)
Assists:	7	-	Hill, Luke at Oregon (4/30/23)
Errors:	3	-	Hill, Luke vs Oregon State (Apr 22, 2023)
Passed balls:	1	-	(11 times)

Pitching

Innings pitched:	7.0	-	Curtis, Khristian at USC (May 13, 2023)
Runs allowed:	9	-	Dunn, Ross vs UC Irvine (Mar 03, 2023)
Earned runs:	8	-	Curtis, Khristian at Oregon (4/29/23)
	8	-	Curtis, Khristian vs Stanford (May 06, 2023)
Walks allowed:	6	-	Dunn, Ross vs Oregon State (Apr 21, 2023)
Strikeouts:	9	-	Curtis, Khristian at CAL (Apr 01, 2023)
	9	-	Dunn, Ross vs Washington State (Apr 07, 2023)
	9	-	Dunn, Ross at Washington (Apr 14, 2023)
Hits allowed:	9	-	Stevenson, Owen at Oregon State (Mar 08, 2023)
	9	-	Curtis, Khristian at Washington (Apr 15, 2023)
	9	-	Curtis, Khristian at Oregon (4/29/23)
Doubles allowed:	5	-	Curtis, Khristian at Oregon (4/29/23)
Triples allowed:	1	-	(7 times)
Homers allowed:	3	-	Curtis, Khristian vs Oregon State (Apr 22, 2023)
	3	-	Hansell, Josh at Oregon (4/29/23)
	3	-	Curtis, Khristian vs Stanford (May 06, 2023)
Wild pitches:	5	-	Dunn, Ross at Washington (Apr 14, 2023)
Hit batters:	3	-	Dunn, Ross vs Utah (Mar 17, 2023 at Provo, Utah)

2023 Sun Devil Baseball
 Starter Statistics for Arizona State (as of May 17, 2023)
 (All games Sorted by Batting avg)

Record: 29-21 Home: 20-8 Away: 7-13 Neutral: 2-0 Pac-12: 14-12

Player	avg	gp-gs	ab	r	h	2b	3b	hr	rbi	tb	slg%	bb	hp	so	gdp	ob%	sf	sh	sb-att	po	a	e	fld%
Campos, Ryan	.399	39-39	143	42	57	7	1	7	21	87	.608	29	3	15	3	.506	1	0	4-5	260	23	2	.993
Keaschall, Luke	.347	50-50	196	53	68	23	1	16	50	141	.719	21	13	26	3	.443	0	1	17-19	102	133	8	.967
Mclain, Nick	.338	18-18	71	20	24	4	0	7	21	49	.690	14	0	13	2	.442	1	0	0-0	29	4	0	1.000
Tobias, Jacob	.328	49-49	186	29	61	8	4	10	57	107	.575	26	3	38	1	.413	3	0	1-1	304	27	1	.997
Hill, Luke	.326	49-49	184	41	60	11	0	6	42	89	.484	22	4	38	3	.404	3	0	3-5	72	132	13	.940
Contrades, Nu'u	.305	48-48	197	36	60	9	1	8	37	95	.482	8	3	45	3	.336	3	0	8-10	28	74	8	.927
Cano, Willie	.292	14-14	48	7	14	3	0	1	11	20	.417	9	1	10	2	.400	2	1	0-0	0	1	0	1.000
Crenshaw, Wyatt	.280	47-47	193	38	54	16	1	9	32	99	.513	13	2	45	2	.325	4	2	4-7	52	0	1	.981
Balholm, Bronson	.273	9-9	33	6	9	1	0	0	1	10	.303	5	0	4	0	.368	0	0	1-1	78	6	1	.988
Long, Ethan	.270	12-12	37	8	10	0	0	3	9	19	.514	8	3	7	3	.438	0	0	0-0	62	2	2	.970
Newman, Trey	.250	12-12	44	7	11	1	0	0	4	12	.273	2	1	10	0	.298	0	2	0-0	75	9	1	.988
Vu, Kien	.241	26-26	87	14	21	3	1	1	6	29	.333	13	4	32	0	.365	0	1	3-3	55	2	0	1.000
Jackson, Isaiah	.233	46-46	159	28	37	10	0	7	25	68	.428	12	9	53	2	.314	5	2	4-8	112	1	3	.974
Varnado, Drake	.200	1-1	5	1	1	0	0	0	1	1	.200	0	0	0	0	.200	0	0	0-0	1	3	0	1.000
Rogers, Will	.169	24-24	83	11	14	3	0	3	9	26	.313	5	1	28	4	.220	2	0	2-2	19	2	2	.913
Weaver, Jonny	.143	2-2	7	0	1	0	0	0	1	1	.143	0	0	1	0	.143	0	0	0-1	1	1	0	1.000
Beheler, Reese	.000	4-4	9	1	0	0	0	0	0	0	.000	2	0	4	0	.182	0	0	0-0	0	0	0	.000
Totals	.298	50	1682	342	502	99	9	78	327	853	.507	189	47	369	28	.380	24	9	47-62	1264	435	47	.973
Opponents	.281	50	1661	322	466	101	7	65	296	776	.467	200	67	396	30	.376	24	14	59-73	1261	388	33	.980

(All games Sorted by Earned run avg)

Player	era	w-l	app	gs	cg	sho	sv	ip	h	r	er	bb	so	2b	3b	hr	b/avg	wp	hp	bk	sfa	sha
Dunn, Ross	4.57	4-5	14	14	0	0/0	0	61.0	61	46	31	40	79	10	2	5	.257	12	12	0	1	2
Hansell, Josh	5.40	0-0	3	3	0	0/0	0	8.1	8	6	5	2	10	2	1	2	.229	3	1	0	0	0
Stevenson, Owen	6.75	1-1	3	3	0	0/0	0	8.0	14	8	6	1	7	2	0	2	.378	0	0	0	0	0
Curtis, Khristian	6.79	4-3	13	13	0	0/0	0	59.2	69	52	45	32	55	16	1	11	.284	5	9	0	3	0
Giblin, Jonah	7.18	1-1	7	7	0	0/0	0	26.1	32	24	21	10	20	6	0	7	.308	5	1	0	4	1
Manning, Timmy	9.55	0-4	7	7	0	0/1	0	21.2	26	23	23	10	27	11	0	3	.302	2	3	0	3	0
Tieding, Matt	10.80	0-0	3	3	0	0/0	0	6.2	13	8	8	3	3	2	0	2	.406	0	1	1	0	1
Totals	6.53	10-14	50	50	0	1/1	0	191.2	223	167	139	98	201	49	4	32	.288	27	27	1	11	4
Opponents	6.33	13-18	50	50	0	2/2	0	213.1	251	160	150	86	191	50	3	42	.293	9	22	0	4	4

2023 Sun Devil Baseball
 Starter Statistics for Arizona State (as of May 17, 2023)
 (All games Sorted by Fielding pct)

Player	c	po	a	e	fld%	dp	sba	csb	sba%	pb	ci
Vu, Kien	57	55	2	0	1.000	0	0	0	---	0	0
McClain, Nick	33	29	4	0	1.000	1	0	0	---	0	0
Varnado, Drake	4	1	3	0	1.000	0	0	0	---	0	0
Hansell, Josh	3	0	3	0	1.000	0	2	0	1.000	0	0
Giblin, Jonah	3	1	2	0	1.000	0	3	2	.600	0	0
Weaver, Jonny	2	1	1	0	1.000	0	0	0	---	0	0
Stevenson, Owen	2	0	2	0	1.000	0	1	1	.500	0	0
Manning, Timmy	1	1	0	0	1.000	0	4	0	1.000	0	0
Cano, Willie	1	0	1	0	1.000	0	0	0	---	0	0
Tobias, Jacob	332	304	27	1	.997	27	0	0	---	0	0
Campos, Ryan	285	260	23	2	.993	1	34	6	.850	6	0
Balholm, Bronson	85	78	6	1	.988	1	16	3	.842	2	0
Newman, Trey	85	75	9	1	.988	1	10	2	.833	2	0
Crenshaw, Wyatt	53	52	0	1	.981	0	0	0	---	0	0
Jackson, Isaiah	116	112	1	3	.974	0	0	0	---	0	0
Long, Ethan	66	62	2	2	.970	7	0	0	---	0	0
Keaschall, Luke	243	102	133	8	.967	28	0	0	---	0	0
Hill, Luke	217	72	132	13	.940	26	0	0	---	0	0
Curtis, Khristian	14	10	3	1	.929	1	10	2	.833	0	0
Contrades, Nu'u	110	28	74	8	.927	8	0	0	---	0	0
Rogers, Will	23	19	2	2	.913	0	0	0	---	0	0
Dunn, Ross	11	2	5	4	.636	0	16	3	.842	0	0
Tieding, Matt	0	0	0	0	.000	0	0	0	---	0	0
Peery, Brock	0	0	0	0	.000	0	0	0	---	0	0
Wainscott, Jesse	0	0	0	0	.000	0	0	0	---	0	0
Lebamoff, Nolan	0	0	0	0	.000	0	0	0	---	0	0
Bodlovich, Christian	0	0	0	0	.000	0	0	0	---	0	0
Gardner, Dylan	0	0	0	0	.000	0	0	0	---	0	0
Humphres, Austin	0	0	0	0	.000	0	0	0	---	0	0
Armbruester, Will	0	0	0	0	.000	0	0	0	---	0	0
Pivaroff, Blake	0	0	0	0	.000	0	0	0	---	0	0
Valdez, Tyler	0	0	0	0	.000	0	0	0	---	0	0
Beheler, Reese	0	0	0	0	.000	0	0	0	---	0	0
Hanks, Ryan	0	0	0	0	.000	0	0	0	---	0	0
Totals	1746	1264	435	47	.973	42	59	14	.808	10	0
Opponents	1682	1261	388	33	.980	35	47	15	.758	8	0

2023 Sun Devil Baseball
Non-Starter Statistics for Arizona State (as of May 17, 2023)
(All games Sorted by Batting avg)

Record: 29-21 Home: 20-8 Away: 7-13 Neutral: 2-0 Pac-12: 14-12

Player	avg	gp-gs	ab	r	h	2b	3b	hr	rbi	tb	slg%	bb	hp	so	gdp	ob%	sf	sh	sb-att	po	a	e	fld%
Newman, Trey	1.000	3-0	1	0	1	0	0	0	0	1	1.000	0	0	0	0	1.000	0	0	0-0	2	1	0	1.000
Jackson, Isaiah	.667	2-0	3	1	2	0	0	1	2	5	1.667	0	0	1	0	.667	0	0	0-1	0	0	0	.000
Vu, Kien	.364	10-0	11	5	4	2	0	0	0	6	.545	3	1	3	0	.533	0	0	1-2	17	1	0	1.000
Beheler, Reese	.300	8-0	10	1	3	0	0	0	1	3	.300	2	0	1	0	.417	0	0	0-0	3	0	0	1.000
Varnado, Drake	.143	6-0	7	1	1	0	0	0	0	1	.143	0	0	3	0	.143	0	0	0-0	5	4	0	1.000
Rogers, Will	.143	4-0	7	1	1	0	0	0	0	1	.143	1	0	1	0	.250	0	0	0-0	2	0	0	1.000
Weaver, Jonny	.125	6-0	8	0	1	0	0	0	0	1	.125	0	0	4	0	.125	0	0	0-0	7	1	0	1.000
Cano, Willie	.000	4-0	3	0	0	0	0	0	0	0	.000	1	0	0	0	.250	0	0	0-0	1	0	0	1.000
Balholm, Bronson	.000	2-0	2	0	0	0	0	0	0	0	.000	0	0	1	0	.000	0	0	0-0	4	0	0	1.000
Crenshaw, Wyatt	.000	2-0	2	0	0	0	0	0	0	0	.000	0	0	1	0	.000	0	0	0-0	0	0	0	.000
Totals	.241	50	54	9	13	2	0	1	3	18	.333	7	1	15	0	.339	0	0	1-3	53	27	3	.964
Opponents	.231	50	65	15	15	2	0	3	17	26	.400	12	9	19	0	.409	2	1	1-2	40	38	3	.963

(All games Sorted by Earned run avg)

Player	era	w-l	app	gs	cg	sho	sv	ip	h	r	er	bb	so	2b	3b	hr	b/avg	wp	hp	bk	sfa	sha
Hanks, Ryan	0.00	0-0	1	0	0	0/0	0	0.1	1	0	0	1	1	1	0	0	.500	1	0	0	0	0
Giblin, Jonah	3.86	0-0	10	0	0	0/1	0	18.2	18	9	8	5	13	7	0	0	.261	2	1	0	3	0
Peery, Brock	3.86	3-0	24	0	0	0/0	2	18.2	18	8	8	9	23	3	0	3	.261	0	10	0	0	2
Armbruester, Will	3.86	0-0	5	0	0	0/0	0	4.2	5	2	2	0	2	1	0	2	.278	0	1	0	0	0
Lebamoff, Nolan	3.97	3-0	23	0	0	0/0	0	22.2	21	12	10	18	18	6	0	3	.244	1	0	0	1	1
Tieding, Matt	4.70	4-1	17	0	0	0/0	0	30.2	28	21	16	6	16	4	0	7	.248	0	11	0	3	3
Valdez, Tyler	4.76	0-1	6	0	0	0/0	0	5.2	7	4	3	3	5	2	0	0	.304	1	0	0	0	1
Pivaroff, Blake	4.88	2-2	24	0	0	0/0	3	27.2	22	16	15	9	24	4	0	3	.216	0	4	0	0	1
Stevenson, Owen	5.55	3-2	19	0	0	0/0	4	35.2	34	24	22	20	38	5	1	3	.252	2	8	0	0	1
Manning, Timmy	6.35	1-0	11	0	0	0/0	0	22.2	23	16	16	10	27	5	0	1	.264	1	3	0	1	1
Wainscott, Jesse	6.53	1-1	16	0	0	0/1	2	20.2	24	16	15	5	18	7	2	4	.293	4	2	0	4	0
Humphres, Austin	7.50	0-0	8	0	0	0/0	0	6.0	9	7	5	2	5	2	0	1	.375	2	4	0	2	0
Rogers, Will	7.71	0-0	6	0	0	0/0	0	4.2	7	5	4	4	5	1	0	0	.350	1	1	0	1	0
Hansell, Josh	8.15	2-0	12	0	0	0/0	0	17.2	21	16	16	10	13	4	0	6	.296	3	1	0	0	1
Bodlovich, Christian	8.44	0-0	11	0	0	0/1	0	5.1	15	7	5	4	2	1	0	3	.500	1	0	0	0	0
Gardner, Dylan	11.12	0-0	8	0	0	0/0	0	5.2	5	7	7	8	4	1	0	0	.238	1	3	0	0	0
Totals	5.53	19-7	50	0	0	1/1	11	247.1	258	170	152	114	214	54	3	36	.271	20	49	0	15	11
Opponents	7.35	8-11	50	0	0	2/2	12	220.1	264	191	180	110	193	51	6	37	.300	20	26	2	20	5

2023 Sun Devil Baseball
Non-Starter Statistics for Arizona State (as of May 17, 2023)
(All games Sorted by Fielding pct)

Player	c	po	a	e	fld%	dp	sba	csb	sba%	pb	ci
Vu, Kien	18	17	1	0	1.000	0	0	0	---	0	0
Varnado, Drake	9	5	4	0	1.000	1	0	0	---	0	0
Weaver, Jonny	8	7	1	0	1.000	2	0	0	---	0	0
Stevenson, Owen	4	2	2	0	1.000	0	3	1	.750	0	0
Wainscott, Jesse	4	2	2	0	1.000	0	5	0	1.000	0	0
Balholm, Bronson	4	4	0	0	1.000	0	0	0	---	1	0
Manning, Timmy	3	0	3	0	1.000	0	4	2	.667	0	0
Newman, Trey	3	2	1	0	1.000	0	0	1	.000	0	0
Pivaroff, Blake	3	2	1	0	1.000	0	1	1	.500	0	0
Beheler, Reese	3	3	0	0	1.000	0	0	0	---	0	0
Rogers, Will	2	2	0	0	1.000	0	1	0	1.000	0	0
Hansell, Josh	2	1	1	0	1.000	0	5	1	.833	0	0
Peery, Brock	2	0	2	0	1.000	0	0	0	---	0	0
Cano, Willie	1	1	0	0	1.000	0	0	0	---	0	0
Armbruester, Will	1	0	1	0	1.000	0	0	0	---	0	0
Bodlovich, Christian	1	0	1	0	1.000	0	1	0	1.000	0	0
Valdez, Tyler	1	0	1	0	1.000	0	1	0	1.000	0	0
Gardner, Dylan	1	0	1	0	1.000	0	0	0	---	0	0
Tieding, Matt	7	3	3	1	.857	0	1	1	.500	0	0
Giblin, Jonah	4	1	2	1	.750	1	1	1	.500	0	0
Lebamoff, Nolan	2	1	0	1	.500	0	1	0	1.000	0	0
Keaschall, Luke	0	0	0	0	.000	0	0	0	---	0	0
Humphres, Austin	0	0	0	0	.000	0	0	0	---	0	0
Mclain, Nick	0	0	0	0	.000	0	0	0	---	0	0
Dunn, Ross	0	0	0	0	.000	0	0	0	---	0	0
Contrades, Nu'u	0	0	0	0	.000	0	0	0	---	0	0
Hill, Luke	0	0	0	0	.000	0	0	0	---	0	0
Curtis, Khristian	0	0	0	0	.000	0	0	0	---	0	0
Tobias, Jacob	0	0	0	0	.000	0	0	0	---	0	0
Long, Ethan	0	0	0	0	.000	0	0	0	---	0	0
Crenshaw, Wyatt	0	0	0	0	.000	0	0	0	---	0	0
Campos, Ryan	0	0	0	0	.000	0	0	0	---	0	0
Jackson, Isaiah	0	0	0	0	.000	0	0	0	---	0	0
Hanks, Ryan	0	0	0	0	.000	0	0	0	---	0	0
Totals	83	53	27	3	.964	0	1	1	.500	1	0
Opponents	81	40	38	3	.963	1	1	2	.333	0	0

2023 Sun Devil Baseball
Conference statistics for Arizona State (as of May 18, 2023)
(Pac-12 games only Sorted by Batting avg)

Record: 14-12 Home: 8-4 Away: 5-8 Neutral: 1-0 Pac-12: 14-12

Player	avg	gp-gs	ab	r	h	2b	3b	hr	rbi	tb	slg%	bb	hp	so	gdp	ob%	sf	sh	sb-att	po	a	e	fld%
32 Keaschall, Luke	.362	26-26	105	30	38	13	0	12	32	87	.829	7	6	15	2	.432	0	1	9-10	52	67	2	.983
17 Campos, Ryan	.358	18-18	67	15	24	2	0	3	8	35	.522	13	2	7	2	.476	0	0	2-3	117	12	1	.992
6 Contrades, Nu'u	.313	26-26	115	21	36	7	1	5	23	60	.522	2	1	27	1	.328	1	0	2-3	16	39	3	.948
18 Tobias, Jacob	.301	26-26	103	14	31	5	1	6	23	56	.544	11	1	22	1	.368	2	0	0-0	192	18	1	.995
3 McClain, Nick	.288	14-14	52	14	15	3	0	6	17	36	.692	12	0	9	1	.415	1	0	0-0	18	3	0	1.000
7 Hill, Luke	.266	25-25	94	20	25	3	0	3	19	37	.394	11	2	25	2	.352	1	0	0-0	37	66	10	.912
14 Crenshaw, Wyatt	.255	26-24	102	19	26	6	0	7	21	53	.520	6	1	23	1	.297	2	1	1-4	23	0	1	.958
11 Vu, Kien	.254	19-18	63	14	16	2	0	1	4	21	.333	8	3	21	0	.365	0	1	2-2	40	2	0	1.000
24 Jackson, Isaiah	.253	25-25	87	17	22	6	0	5	16	43	.494	7	5	28	0	.337	2	1	3-6	59	0	3	.952

15 Newman, Trey	.333	7-6	21	5	7	1	0	0	3	8	.381	1	1	5	0	.391	0	2	0-0	35	6	1	.976
8 Weaver, Jonny	.333	2-0	3	0	1	0	0	0	0	1	.333	0	0	1	0	.333	0	0	0-0	0	0	0	.000
41 Balholm, Bronson	.286	8-8	28	6	8	0	0	0	0	8	.286	5	0	3	0	.394	0	0	1-1	70	6	1	.987
2 Cano, Willie	.250	6-6	20	3	5	1	0	0	5	6	.300	4	0	7	0	.360	1	1	0-0	0	0	0	.000
2 Varnado, Drake	.167	2-1	6	1	1	0	0	0	1	1	.167	0	0	0	0	.167	0	0	0-0	1	5	0	1.000
35 Beheler, Reese	.111	4-3	9	2	1	0	0	0	1	1	.111	3	0	2	0	.333	0	0	0-0	0	0	0	.000
21 Rogers, Will	.097	10-8	31	3	3	1	0	1	2	7	.226	1	1	9	2	.152	0	0	0-0	4	1	1	.833
Totals	.286	26	906	184	259	50	2	49	175	460	.508	91	23	204	12	.362	10	7	20-29	678	241	29	.969
Opponents	.285	26	889	183	253	53	1	43	170	437	.492	113	38	220	17	.384	13	10	32-42	681	215	18	.980

LOB - Team (172), Opp (202). DPs turned - Team (21), Opp (16). IBB - Team (1), Keaschall, L 1, Opp (1).

(Pac-12 games only Sorted by Earned run avg)

Player	era	w-l	app	gs	cg	sho	sv	ip	h	r	er	bb	so	2b	3b	hr	b/avg	wp	hp	bk	sfa	sha
46 Dunn, Ross	5.11	2-4	9	9	0	0/0	0	44.0	48	36	25	32	59	7	1	4	.279	11	9	0	0	2
5 Curtis, Khristian	7.08	2-1	9	9	0	0/0	0	40.2	54	38	32	20	38	11	0	11	.310	2	6	0	2	0
40 Giblin, Jonah	7.90	0-1	9	6	0	0/0	0	27.1	35	28	24	11	18	8	0	7	.313	5	1	0	4	1

21 Rogers, Will	0.00	0-0	4	0	0	0/0	0	3.1	3	1	0	2	3	1	0	0	.231	0	0	0	0	0
28 Humphres, Austin	0.00	0-0	1	0	0	0/0	0	1.0	1	0	0	1	0	0	0	0	.333	1	0	0	0	0
48 Armbruester, Will	3.00	0-0	2	0	0	0/0	0	3.0	3	1	1	0	1	0	0	1	.273	0	1	0	0	0
29 Stevenson, Owen	4.37	3-2	13	0	0	0/0	4	22.2	19	13	11	10	31	3	0	2	.221	1	5	0	0	0
37 Lebamoff, Nolan	4.50	1-0	10	0	0	0/0	0	10.0	10	6	5	6	7	4	0	3	.263	1	0	0	0	1
9 Pivaroff, Blake	4.70	2-1	14	0	0	0/0	3	15.1	10	8	8	5	11	2	0	3	.189	0	2	0	0	1
47 Tieding, Matt	5.91	2-1	6	0	0	0/0	0	10.2	13	7	7	2	5	1	0	3	.325	0	2	0	2	2
33 Peery, Brock	6.75	1-0	10	0	0	0/0	0	8.0	9	6	6	4	8	1	0	2	.290	0	5	0	0	1
12 Manning, Timmy	7.15	1-1	9	2	0	0/0	0	22.2	25	18	18	12	28	10	0	2	.287	0	4	0	1	1
31 Hansell, Josh	7.88	0-0	5	0	0	0/0	0	8.0	8	7	7	3	5	1	0	4	.267	1	1	0	0	1
39 Wainscott, Jesse	10.38	0-1	7	0	0	0/0	1	8.2	13	10	10	2	6	4	0	1	.371	4	0	0	4	0
19 Gardner, Dylan	40.50	0-0	2	0	0	0/0	0	0.2	1	3	3	3	0	0	0	0	.333	0	2	0	0	0
10 Bodlovich, Christian	99.00	0-0	1	0	0	0/0	0	0.0	1	1	1	0	0	0	0	0	1.000	0	0	0	0	0
Totals	6.29	14-12	26	26	0	0/0	8	226.0	253	183	158	113	220	53	1	43	.285	26	38	0	13	10
Opponents	6.86	12-14	26	26	0	1/1	8	227.0	259	184	173	91	204	50	2	49	.286	15	23	1	10	7

PB - Team (5), Campos, R. 3, Newman, T. 1, Balholm, B. 1, Opp (3). Pickoffs - Team (2), Manning, T. 1, Campos, R. 1. SBA/ATT - Campos, R. (15-18), Dunn, R. (14-17), Balholm, B. (12-15), Newman, T. (5-7), Curtis, K. (5-6), Stevenson, O (3-4), Giblin, J. (3-4), Manning, T. (1-3), Hansell, J. (2-3), Pivaroff, B. (1-2), Rogers, W. (1-1), Tieding, M. (1-1), Wainscott, J (1-1).

2023 Sun Devil Baseball
Conference statistics for Arizona State (as of May 18, 2023)
(Pac-12 games only Sorted by Fielding pct)

Player	c	po	a	e	fld%	dp	sba	csb	sba%	pb	ci
11 Vu, Kien	42	40	2	0	1.000	0	0	0	---	0	0
3 McClain, Nick	21	18	3	0	1.000	0	0	0	---	0	0
2 Varnado, Drake	6	1	5	0	1.000	0	0	0	---	0	0
12 Manning, Timmy	4	1	3	0	1.000	0	1	2	.333	0	0
29 Stevenson, Owen	4	2	2	0	1.000	0	3	1	.750	0	0
39 Wainscott, Jesse	1	0	1	0	1.000	0	1	0	1.000	0	0
33 Peery, Brock	1	0	1	0	1.000	0	0	0	---	0	0
19 Gardner, Dylan	1	0	1	0	1.000	0	0	0	---	0	0
31 Hansell, Josh	1	0	1	0	1.000	0	2	1	.667	0	0
9 Pivaroff, Blake	1	0	1	0	1.000	0	1	1	.500	0	0
18 Tobias, Jacob	211	192	18	1	.995	19	0	0	---	0	0
17 Campos, Ryan	130	117	12	1	.992	0	15	3	.833	3	0
41 Balholm, Bronson	77	70	6	1	.987	1	12	3	.800	1	0
32 Keaschall, Luke	121	52	67	2	.983	15	0	0	---	0	0
15 Newman, Trey	42	35	6	1	.976	1	5	2	.714	1	0
14 Crenshaw, Wyatt	24	23	0	1	.958	0	0	0	---	0	0
24 Jackson, Isaiah	62	59	0	3	.952	0	0	0	---	0	0
6 Contrades, Nu'u	58	16	39	3	.948	5	0	0	---	0	0
7 Hill, Luke	113	37	66	10	.912	14	0	0	---	0	0
5 Curtis, Khristian	8	6	1	1	.875	0	5	1	.833	0	0
21 Rogers, Will	6	4	1	1	.833	0	1	0	1.000	0	0
40 Giblin, Jonah	5	2	2	1	.800	0	3	1	.750	0	0
46 Dunn, Ross	7	2	3	2	.714	0	14	3	.824	0	0
37 Lebamoff, Nolan	2	1	0	1	.500	0	0	0	---	0	0
35 Beheler, Reese	0	0	0	0	.000	0	0	0	---	0	0
26 Cano, Willie	0	0	0	0	.000	0	0	0	---	0	0
28 Humphres, Austin	0	0	0	0	.000	0	0	0	---	0	0
48 Armbruester, Will	0	0	0	0	.000	0	0	0	---	0	0
10 Bodlovich, Christian	0	0	0	0	.000	0	0	0	---	0	0
8 Weaver, Jonny	0	0	0	0	.000	0	0	0	---	0	0
47 Tieding, Matt	0	0	0	0	.000	0	1	0	1.000	0	0
Totals	948	678	241	29	.969	21	32	10	.762	5	0
Opponents	914	681	215	18	.980	16	20	9	.690	3	0

Hitting minimums - 1 Games 2.0 TPA/Game

Pitching minimums - 1 Games 0.9 IP/Game

2023 Sun Devil Baseball
Season Game Highs for Arizona State (as of May 18, 2023)
(Pac-12 games only)

TEAM GAME HIGHS

Batting

At bats:	44	-	at CAL (Apr 02, 2023)
Runs scored:	15	-	at Utah (Mar 18, 2023)
	15	-	at CAL (Apr 02, 2023)
Hits:	19	-	at CAL (Apr 02, 2023)
RBI's:	14	-	at Utah (Mar 18, 2023)
Doubles:	6	-	vs Utah (Mar 17, 2023 at Provo, Utah)
Triples:	1	-	at Washington (Apr 14, 2023)
	1	-	at USC (May 12, 2023)
Home runs:	6	-	at Oregon (4/29/23)
Total bases:	32	-	at Oregon (4/29/23)
Walks:	7	-	(4 times)
Strikeouts:	14	-	vs Stanford (May 05, 2023)
Sac hits:	2	-	vs Arizona (Mar 25, 2023)
Sac flies:	2	-	vs Arizona (Mar 26, 2023)
Stolen bases:	5	-	vs Stanford (May 06, 2023)
Hit by pitch:	3	-	at Utah (Mar 19, 2023)
Caught stealing:	2	-	vs Arizona (Mar 26, 2023)
	2	-	at Washington (Apr 15, 2023)
	2	-	at USC (May 12, 2023)
Runners LOB:	12	-	at CAL (Apr 02, 2023)
Hit into DP:	3	-	at USC (May 14, 2023)

Fielding

Putouts:	27	-	(18 times)
Assists:	17	-	at Oregon (4/30/23)
Errors:	5	-	vs Oregon State (Apr 22, 2023)
Passed balls:	1	-	(5 times)
DPs turned:	3	-	at Oregon (4/30/23)
	3	-	vs Stanford (May 07, 2023)

Pitching

Innings pitched:	9.0	-	(18 times)
Runs allowed:	16	-	at Oregon (4/29/23)
Earned runs:	16	-	at Oregon (4/29/23)
Walks allowed:	9	-	vs Oregon State (Apr 23, 2023)
Strikeouts:	15	-	vs Washington State (Apr 07, 2023)
Hits allowed:	19	-	at Oregon (4/29/23)
Doubles allowed:	7	-	at Oregon (4/29/23)
	7	-	vs Stanford (May 05, 2023)
Triples allowed:	1	-	vs Arizona (Mar 24, 2023)
Homers allowed:	4	-	at Oregon (4/28/23)
	4	-	at Oregon (4/29/23)
	4	-	vs Stanford (May 07, 2023)
Wild pitches:	6	-	at Washington (Apr 14, 2023)
Hit batters:	4	-	vs Utah (Mar 17, 2023 at Provo, Utah)

2023 Sun Devil Baseball
Season Game Highs for Arizona State (as of May 18, 2023)
(Pac-12 games only)

INDIVIDUAL GAME HIGHS

Batting

At bats:	6	- (5 times)
Runs scored:	4	- Contrades, Nu'u at Utah (Mar 18, 2023)
	4	- Keaschall, Luke at Oregon (4/29/23)
Hits:	4	- (4 times)
RBI's:	5	- (4 times)
Doubles:	2	- (7 times)
Triples:	1	- Tobias, Jacob at Washington (Apr 14, 2023)
	1	- Contrades, Nu'u at USC (May 12, 2023)
Home runs:	2	- (7 times)
Total bases:	10	- Keaschall, Luke vs Oregon State (Apr 21, 2023)
	10	- Crenshaw, Wyatt at Oregon (4/29/23)
	10	- Keaschall, Luke at Oregon (4/29/23)
Walks:	3	- Campos, Ryan at Utah (Mar 18, 2023)
	3	- Hill, Luke at Washington (Apr 14, 2023)
	3	- Mclain, Nick at USC (May 14, 2023)
Strikeouts:	4	- Contrades, Nu'u at Washington (Apr 14, 2023)
	4	- Contrades, Nu'u vs Oregon State (Apr 21, 2023)
	4	- Hill, Luke at Oregon (4/29/23)
Sac hits:	1	- (7 times)
Sac flies:	2	- Tobias, Jacob vs Arizona (Mar 26, 2023)
Stolen bases:	2	- (4 times)
Hit by pitch:	2	- Keaschall, Luke at USC (May 14, 2023)
Caught stealing:	1	- (9 times)
Runners LOB:	6	- Newman, Trey at CAL (Apr 02, 2023)

Fielding

Putouts:	15	- Campos, Ryan vs Washington State (Apr 07, 2023)
Assists:	7	- Hill, Luke at Oregon (4/30/23)
Errors:	3	- Hill, Luke vs Oregon State (Apr 22, 2023)
Passed balls:	1	- (5 times)

Pitching

Innings pitched:	7.0	- Curtis, Khristian at USC (May 13, 2023)
Runs allowed:	8	- Dunn, Ross at Washington (Apr 14, 2023)
	8	- Curtis, Khristian at Oregon (4/29/23)
	8	- Curtis, Khristian vs Stanford (May 06, 2023)
Earned runs:	8	- Curtis, Khristian at Oregon (4/29/23)
	8	- Curtis, Khristian vs Stanford (May 06, 2023)
Walks allowed:	6	- Dunn, Ross vs Oregon State (Apr 21, 2023)
Strikeouts:	9	- Curtis, Khristian at CAL (Apr 01, 2023)
	9	- Dunn, Ross vs Washington State (Apr 07, 2023)
	9	- Dunn, Ross at Washington (Apr 14, 2023)
Hits allowed:	9	- Curtis, Khristian at Washington (Apr 15, 2023)
	9	- Curtis, Khristian at Oregon (4/29/23)
Doubles allowed:	5	- Curtis, Khristian at Oregon (4/29/23)
Triples allowed:	1	- Dunn, Ross vs Arizona (Mar 24, 2023)
Homers allowed:	3	- Curtis, Khristian vs Oregon State (Apr 22, 2023)
	3	- Hansell, Josh at Oregon (4/29/23)

	3	-	Curtis, Khristian vs Stanford (May 06, 2023)
Wild pitches:	5	-	Dunn, Ross at Washington (Apr 14, 2023)
Hit batters:	3	-	Dunn, Ross vs Utah (Mar 17, 2023 at Provo, Utah)

2023 Sun Devil Baseball
 Starter Statistics for Arizona State (as of May 18, 2023)
 (Pac-12 games only Sorted by Batting avg)

Record: 14-12 Home: 8-4 Away: 5-8 Neutral: 1-0 Pac-12: 14-12

Player	avg	gp-gs	ab	r	h	2b	3b	hr	rbi	tb	slg%	bb	hp	so	gdp	ob%	sf	sh	sb-att	po	a	e	fld%
32 Keaschall, Luke	.362	26-26	105	30	38	13	0	12	32	87	.829	7	6	15	2	.432	0	1	9-10	52	67	2	.983
17 Campos, Ryan	.358	18-18	67	15	24	2	0	3	8	35	.522	13	2	7	2	.476	0	0	2-3	117	12	1	.992
15 Newman, Trey	.333	6-6	21	5	7	1	0	0	3	8	.381	1	1	5	0	.391	0	2	0-0	35	5	1	.976
6 Contrades, Nu'u	.313	26-26	115	21	36	7	1	5	23	60	.522	2	1	27	1	.328	1	0	2-3	16	39	3	.948
18 Tobias, Jacob	.301	26-26	103	14	31	5	1	6	23	56	.544	11	1	22	1	.368	2	0	0-0	192	18	1	.995
3 McLain, Nick	.288	14-14	52	14	15	3	0	6	17	36	.692	12	0	9	1	.415	1	0	0-0	18	3	0	1.000
41 Balholm, Bronson	.286	8-8	28	6	8	0	0	0	0	8	.286	5	0	3	0	.394	0	0	1-1	70	6	1	.987
7 Hill, Luke	.266	25-25	94	20	25	3	0	3	19	37	.394	11	2	25	2	.352	1	0	0-0	37	66	10	.912
14 Crenshaw, Wyatt	.260	24-24	100	19	26	6	0	7	21	53	.530	6	1	22	1	.303	2	1	1-4	23	0	1	.958
24 Jackson, Isaiah	.253	25-25	87	17	22	6	0	5	16	43	.494	7	5	28	0	.337	2	1	3-6	59	0	3	.952
26 Cano, Willie	.250	6-6	20	3	5	1	0	0	5	6	.300	4	0	7	0	.360	1	1	0-0	0	0	0	.000
11 Vu, Kien	.242	18-18	62	12	15	1	0	1	4	19	.306	8	3	21	0	.356	0	1	2-2	40	2	0	1.000
2 Varnado, Drake	.200	1-1	5	1	1	0	0	0	1	1	.200	0	0	0	0	.200	0	0	0-0	1	3	0	1.000
21 Rogers, Will	.111	8-8	27	3	3	1	0	1	2	7	.259	1	1	8	2	.172	0	0	0-0	4	1	1	.833
35 Beheler, Reese	.000	3-3	6	1	0	0	0	0	0	0	.000	2	0	2	0	.250	0	0	0-0	0	0	0	.000
Totals	.287	26	892	181	256	49	2	49	174	456	.511	90	23	201	12	.364	10	7	20-29	674	228	27	.971
Opponents	.284	26	871	180	247	52	1	42	162	427	.490	108	36	214	17	.381	12	9	31-40	672	196	17	.981

(Pac-12 games only Sorted by Earned run avg)

Player	era	w-l	app	gs	cg	sho	sv	ip	h	r	er	bb	so	2b	3b	hr	b/avg	wp	hp	bk	sfa	sha
46 Dunn, Ross	5.11	2-4	9	9	0	0/0	0	44.0	48	36	25	32	59	7	1	4	.279	11	9	0	0	2
5 Curtis, Khristian	7.08	2-1	9	9	0	0/0	0	40.2	54	38	32	20	38	11	0	11	.310	2	6	0	2	0
12 Manning, Timmy	7.27	0-1	2	2	0	0/0	0	8.2	10	7	7	4	12	7	0	1	.294	0	1	0	1	0
40 Giblin, Jonah	8.86	0-1	6	6	0	0/0	0	21.1	28	24	21	10	17	5	0	7	.322	5	1	0	4	1
Totals	6.67	4-7	26	26	0	0/0	0	114.2	140	105	85	66	126	30	1	23	.300	18	17	0	7	3
Opponents	6.19	8-8	26	26	0	1/1	0	123.2	142	92	85	43	104	30	2	28	.286	2	9	0	1	3

2023 Sun Devil Baseball
 Starter Statistics for Arizona State (as of May 18, 2023)
 (Pac-12 games only Sorted by Fielding pct)

Player	c	po	a	e	fld%	dp	sba	csb	sba%	pb	ci
11 Vu, Kien	42	40	2	0	1.000	0	0	0	---	0	0
3 McClain, Nick	21	18	3	0	1.000	0	0	0	---	0	0
2 Varnado, Drake	4	1	3	0	1.000	0	0	0	---	0	0
40 Giblin, Jonah	3	1	2	0	1.000	0	3	1	.750	0	0
12 Manning, Timmy	1	1	0	0	1.000	0	1	0	1.000	0	0
18 Tobias, Jacob	211	192	18	1	.995	19	0	0	---	0	0
17 Campos, Ryan	130	117	12	1	.992	0	15	3	.833	3	0
41 Balholm, Bronson	77	70	6	1	.987	1	12	3	.800	1	0
32 Keaschall, Luke	121	52	67	2	.983	15	0	0	---	0	0
15 Newman, Trey	41	35	5	1	.976	1	5	1	.833	1	0
14 Crenshaw, Wyatt	24	23	0	1	.958	0	0	0	---	0	0
24 Jackson, Isaiah	62	59	0	3	.952	0	0	0	---	0	0
6 Contrades, Nu'u	58	16	39	3	.948	5	0	0	---	0	0
7 Hill, Luke	113	37	66	10	.912	14	0	0	---	0	0
5 Curtis, Khristian	8	6	1	1	.875	0	5	1	.833	0	0
21 Rogers, Will	6	4	1	1	.833	0	0	0	---	0	0
46 Dunn, Ross	7	2	3	2	.714	0	14	3	.824	0	0
31 Hansell, Josh	0	0	0	0	.000	0	0	0	---	0	0
8 Weaver, Jonny	0	0	0	0	.000	0	0	0	---	0	0
48 Armbruester, Will	0	0	0	0	.000	0	0	0	---	0	0
28 Humphres, Austin	0	0	0	0	.000	0	0	0	---	0	0
39 Wainwright, Jesse	0	0	0	0	.000	0	0	0	---	0	0
37 Lebamoff, Nolan	0	0	0	0	.000	0	0	0	---	0	0
10 Bodlovich, Christian	0	0	0	0	.000	0	0	0	---	0	0
33 Peery, Brock	0	0	0	0	.000	0	0	0	---	0	0
29 Stevenson, Owen	0	0	0	0	.000	0	0	0	---	0	0
9 Pivaroff, Blake	0	0	0	0	.000	0	0	0	---	0	0
47 Tieding, Matt	0	0	0	0	.000	0	0	0	---	0	0
35 Beheler, Reese	0	0	0	0	.000	0	0	0	---	0	0
26 Cano, Willie	0	0	0	0	.000	0	0	0	---	0	0
19 Gardner, Dylan	0	0	0	0	.000	0	0	0	---	0	0
Totals	929	674	228	27	.971	21	31	9	.775	5	0
Opponents	885	672	196	17	.981	16	20	9	.690	3	0

2023 Sun Devil Baseball
Non-Starter Statistics for Arizona State (as of May 18, 2023)
(Pac-12 games only Sorted by Batting avg)

Record: 14-12 Home: 8-4 Away: 5-8 Neutral: 1-0 Pac-12: 14-12

Player	avg	gp-gs	ab	r	h	2b	3b	hr	rbi	tb	slg%	bb	hp	so	gdp	ob%	sf	sh	sb-att	po	a	e	fld%
11 Vu, Kien	1.000	1-0	1	2	1	1	0	0	0	2	2.000	0	0	0	0	1.000	0	0	0-0	0	0	0	.000
8 Weaver, Jonny	.333	2-0	3	0	1	0	0	0	0	1	.333	0	0	1	0	.333	0	0	0-0	0	0	0	.000
35 Beheler, Reese	.333	1-0	3	1	1	0	0	0	1	1	.333	1	0	0	0	.500	0	0	0-0	0	0	0	.000
21 Rogers, Will	.000	2-0	4	0	0	0	0	0	0	0	.000	0	0	1	0	.000	0	0	0-0	0	0	0	.000
14 Crenshaw, Wyatt	.000	2-0	2	0	0	0	0	0	0	0	.000	0	0	1	0	.000	0	0	0-0	0	0	0	.000
2 Varnado, Drake	.000	1-0	1	0	0	0	0	0	0	0	.000	0	0	0	0	.000	0	0	0-0	0	2	0	1.000

15 Newman, Trey	.000	1-0	0	0	0	0	0	0	0	0	.000	0	0	0	0	.000	0	0	0-0	0	1	0	1.000
Totals	.214	26	14	3	3	1	0	0	1	4	.286	1	0	3	0	.267	0	0	0-0	4	13	2	.895
Opponents	.333	26	18	3	6	1	0	1	8	10	.556	5	2	6	0	.500	1	1	1-2	9	19	1	.966

(Pac-12 games only Sorted by Earned run avg)

Player	era	w-l	app	gs	cg	sho	sv	ip	h	r	er	bb	so	2b	3b	hr	b/avg	wp	hp	bk	sfa	sha
21 Rogers, Will	0.00	0-0	4	0	0	0/0	0	3.1	3	1	0	2	3	1	0	0	.231	0	0	0	0	0
28 Humphres, Austin	0.00	0-0	1	0	0	0/0	0	1.0	1	0	0	1	0	0	0	0	.333	1	0	0	0	0
48 Armbruester, Will	3.00	0-0	2	0	0	0/0	0	3.0	3	1	1	0	1	0	0	1	.273	0	1	0	0	0
29 Stevenson, Owen	4.37	3-2	13	0	0	0/0	4	22.2	19	13	11	10	31	3	0	2	.221	1	5	0	0	0
37 Lebamoff, Nolan	4.50	1-0	10	0	0	0/0	0	10.0	10	6	5	6	7	4	0	3	.263	1	0	0	0	1
40 Giblin, Jonah	4.50	0-0	3	0	0	0/0	0	6.0	7	4	3	1	1	3	0	0	.280	0	0	0	0	0
9 Pivaroff, Blake	4.70	2-1	14	0	0	0/0	3	15.1	10	8	8	5	11	2	0	3	.189	0	2	0	0	1
47 Tieding, Matt	5.91	2-1	6	0	0	0/0	0	10.2	13	7	7	2	5	1	0	3	.325	0	2	0	2	2
33 Peery, Brock	6.75	1-0	10	0	0	0/0	0	8.0	9	6	6	4	8	1	0	2	.290	0	5	0	0	1
12 Manning, Timmy	7.07	1-0	7	0	0	0/0	0	14.0	15	11	11	8	16	3	0	1	.283	0	3	0	0	1
31 Hansell, Josh	7.88	0-0	5	0	0	0/0	0	8.0	8	7	7	3	5	1	0	4	.267	1	1	0	0	1
39 Wainscott, Jesse	10.38	0-1	7	0	0	0/0	1	8.2	13	10	10	2	6	4	0	1	.371	4	0	0	4	0
19 Gardner, Dylan	40.50	0-0	2	0	0	0/0	0	0.2	1	3	3	3	0	0	0	0	.333	0	2	0	0	0
10 Bodlovich, Christian	99.00	0-0	1	0	0	0/0	0	0.0	1	1	1	0	0	0	0	0	1.000	0	0	0	0	0
Totals	5.90	10-5	26	0	0	0/0	8	111.1	113	78	73	47	94	23	0	20	.268	8	21	0	6	7
Opponents	7.66	4-6	26	0	0	1/1	8	103.1	117	92	88	48	100	20	0	21	.285	13	14	1	9	4

2023 Sun Devil Baseball
Non-Starter Statistics for Arizona State (as of May 18, 2023)
(Pac-12 games only Sorted by Fielding pct)

Player	c	po	a	e	fld%	dp	sba	csb	sba%	pb	ci
29 Stevenson, Owen	4	2	2	0	1.000	0	3	1	.750	0	0
12 Manning, Timmy	3	0	3	0	1.000	0	0	2	.000	0	0
2 Varnado, Drake	2	0	2	0	1.000	0	0	0	---	0	0
31 Hansell, Josh	1	0	1	0	1.000	0	2	1	.667	0	0
39 Wainscott, Jesse	1	0	1	0	1.000	0	1	0	1.000	0	0
19 Gardner, Dylan	1	0	1	0	1.000	0	0	0	---	0	0
15 Newman, Trey	1	0	1	0	1.000	0	0	1	.000	0	0
9 Pivaroff, Blake	1	0	1	0	1.000	0	1	1	.500	0	0
33 Peery, Brock	1	0	1	0	1.000	0	0	0	---	0	0
37 Lebamoff, Nolan	2	1	0	1	.500	0	0	0	---	0	0
40 Giblin, Jonah	2	1	0	1	.500	0	0	0	---	0	0
3 McClain, Nick	0	0	0	0	.000	0	0	0	---	0	0
17 Campos, Ryan	0	0	0	0	.000	0	0	0	---	0	0
5 Curtis, Khristian	0	0	0	0	.000	0	0	0	---	0	0
7 Hill, Luke	0	0	0	0	.000	0	0	0	---	0	0
8 Weaver, Jonny	0	0	0	0	.000	0	0	0	---	0	0
11 Vu, Kien	0	0	0	0	.000	0	0	0	---	0	0
48 Armbruester, Will	0	0	0	0	.000	0	0	0	---	0	0
47 Tieding, Matt	0	0	0	0	.000	0	1	0	1.000	0	0
10 Bodlovich, Christian	0	0	0	0	.000	0	0	0	---	0	0
41 Balholm, Bronson	0	0	0	0	.000	0	0	0	---	0	0
18 Tobias, Jacob	0	0	0	0	.000	0	0	0	---	0	0
46 Dunn, Ross	0	0	0	0	.000	0	0	0	---	0	0
6 Contrades, Nu'u	0	0	0	0	.000	0	0	0	---	0	0
24 Jackson, Isaiah	0	0	0	0	.000	0	0	0	---	0	0
32 Keaschall, Luke	0	0	0	0	.000	0	0	0	---	0	0
26 Cano, Willie	0	0	0	0	.000	0	0	0	---	0	0
14 Crenshaw, Wyatt	0	0	0	0	.000	0	0	0	---	0	0
35 Beheler, Reese	0	0	0	0	.000	0	0	0	---	0	0
28 Humphres, Austin	0	0	0	0	.000	0	0	0	---	0	0
21 Rogers, Will	0	0	0	0	.000	0	1	0	1.000	0	0
Totals	19	4	13	2	.895	0	1	1	.500	0	0
Opponents	29	9	19	1	.966	0	0	0	---	0	0

2023 Sun Devil Baseball
Individual Game-by-Game for Arizona State (as of May 18, 2023)

#48 Armbruester, Will - 2 appearances (Pac-12 games only)

Date	Opponent	GS	IP	H	R	ER	BB	SO	2B	3B	HR	WP	BK	HBP	IBB	Score	W-L	Sv	ERA	NP
Apr 14	at Washington		2.0	2	0	0	0	0	0	0	0	0	0	1	0	3-8	0-0	0	0.00	21
4/28/23	at Oregon		1.0	1	1	1	0	1	0	0	1	0	0	0	0	5-11	0-0	0	3.00	11
Totals		0	3.0	3	1	1	0	1	0	0	1	0	0	1	0	8-19	0-0	0	3.00	-

#41 Balholm, Bronson - 8 games (Pac-12 games only)

Date	Opponent	Pos	AB	R	H	RBI	2B	3B	HR	BB	SB	CS	HBP	SAC	SF	GDP	K	PO	A	E	Avg
Apr 15	at Washington	*c	4	0	1	0	0	0	0	0	0	0	0	0	0	0	0	6	0	0	.250
Apr 21	OREGON STATE	*c	4	2	2	0	0	0	0	1	0	0	0	0	0	0	1	13	1	0	.375
Apr 22	OREGON STATE	*c	3	0	2	0	0	0	0	1	0	0	0	0	0	0	0	10	0	0	.455
Apr 23	OREGON STATE	*c	3	1	1	0	0	0	0	1	0	0	0	0	0	0	0	10	0	1	.429
4/28/23	at Oregon	*c	3	1	0	0	0	0	0	1	1	0	0	0	0	0	0	9	1	0	.353
4/30/23	at Oregon	*c	4	1	0	0	0	0	0	1	0	0	0	0	0	0	0	5	2	0	.286
May 05	STANFORD	*c	4	1	1	0	0	0	0	0	0	0	0	0	0	0	2	12	0	0	.280
May 14	at USC	*c	3	0	1	0	0	0	0	0	0	0	0	0	0	0	0	5	2	0	.286
Totals		8gs	28	6	8	0	0	0	0	5	1	0	0	0	0	0	3	70	6	1	.286

On base pct. .394 • Slugging pct. .286

#35 Beheler, Reese - 4 games (Pac-12 games only)

Date	Opponent	Pos	AB	R	H	RBI	2B	3B	HR	BB	SB	CS	HBP	SAC	SF	GDP	K	PO	A	E	Avg
Apr 02	at CAL	ph/d	3	1	1	1	0	0	0	1	0	0	0	0	0	0	0	0	0	0	.333
Apr 07	WASHINGTON ST	*dh	1	1	0	0	0	0	0	1	0	0	0	0	0	0	1	0	0	0	.250
May 12	at USC	*dh	2	0	0	0	0	0	0	1	0	0	0	0	0	0	0	0	0	0	.167
May 14	at USC	*dh	3	0	0	0	0	0	0	0	0	0	0	0	0	0	1	0	0	0	.111
Totals		3gs	9	2	1	1	0	0	0	3	0	0	0	0	0	0	2	0	0	0	.111

On base pct. .333 • Slugging pct. .111

#10 Bodlovich, Christian - 1 appearance (Pac-12 games only)

Date	Opponent	GS	IP	H	R	ER	BB	SO	2B	3B	HR	WP	BK	HBP	IBB	Score	W-L	Sv	ERA	NP
Mar 19	at Utah		0.0	1	1	1	0	0	0	0	0	0	0	0	0	6-11	0-0	0	999.0	2
Totals		0	0.0	1	1	1	0	0	0	0	0	0	0	0	0	6-11	0-0	0	999.0	-

#17 Campos, Ryan - 18 games (Pac-12 games only)

Date	Opponent	Pos	AB	R	H	RBI	2B	3B	HR	BB	SB	CS	HBP	SAC	SF	GDP	K	PO	A	E	Avg
Mar 17	vs Utah	*c	5	1	3	1	0	0	0	0	0	0	0	0	0	0	1	6	3	0	.600
Mar 18	at Utah	*c	2	2	0	0	0	0	0	3	0	0	1	0	0	0	0	7	2	0	.429
Mar 19	at Utah	*of	4	1	1	2	0	0	0	1	0	0	0	0	0	0	1	0	0	0	.364
Mar 24	ARIZONA	*c	3	2	1	0	1	0	0	0	0	0	1	0	0	0	0	10	1	0	.357
Mar 25	ARIZONA	*of	4	0	1	0	0	0	0	1	0	0	0	0	0	0	1	2	0	0	.333
Mar 26	ARIZONA	*of	3	2	2	1	1	0	1	1	0	0	0	0	0	1	0	0	0	0	.381
Mar 31	at CAL	*c	5	0	3	1	0	0	0	0	0	1	0	0	0	0	0	12	0	0	.423
Apr 01	at CAL	*c	5	0	2	0	0	0	0	0	0	0	0	0	0	0	0	11	0	0	.419
Apr 02	at CAL	*of	4	2	1	1	0	0	0	2	0	0	0	0	0	0	0	2	0	0	.400
Apr 06	WASHINGTON ST	*c	3	0	0	0	0	0	0	1	0	0	0	0	0	0	0	10	1	0	.368
Apr 07	WASHINGTON ST	*c	3	2	1	1	0	0	1	1	0	0	0	0	0	0	0	15	1	1	.366
Apr 08	WASHINGTON ST	*c	4	1	2	1	0	0	1	0	0	0	0	0	0	0	1	13	0	0	.378
May 05	STANFORD	*dh	4	0	0	0	0	0	0	0	0	0	0	0	0	0	2	0	0	0	.347
May 06	STANFORD	*c	4	1	2	0	0	0	0	1	2	0	0	0	0	0	0	5	0	0	.358
May 07	STANFORD	*c	4	1	3	0	0	0	0	0	0	0	0	0	0	0	0	9	1	0	.386
May 12	at USC	*c	3	0	1	0	0	0	0	1	0	0	0	0	0	0	0	6	1	0	.383
May 13	at USC	*c	4	0	1	0	0	0	0	0	0	0	0	0	0	0	1	7	2	0	.375
May 14	at USC	*of	3	0	0	0	0	0	0	1	0	0	0	0	0	1	0	2	0	0	.358
Totals		18gs	67	15	24	8	2	0	3	13	2	1	2	0	0	2	7	117	12	1	.358

On base pct. .476 • Slugging pct. .522

2023 Sun Devil Baseball
Individual Game-by-Game for Arizona State (as of May 18, 2023)

#26 Cano, Willie - 6 games (Pac-12 games only)

Date	Opponent	Pos	AB	R	H	RBI	2B	3B	HR	BB	SB	CS	HBP	SAC	SF	GDP	K	PO	A	E	Avg
Mar 17	vs Utah	*dh	4	1	0	2	0	0	0	1	0	0	0	0	0	0	0	0	0	0	.000
Mar 18	at Utah	*dh	4	0	1	2	0	0	0	2	0	0	0	0	0	0	2	0	0	0	.125
Mar 25	ARIZONA	*dh	3	1	1	0	0	0	0	0	0	0	0	1	0	0	1	0	0	0	.182
Mar 31	at CAL	*dh	3	0	2	1	0	0	0	0	0	0	0	0	1	0	1	0	0	0	.286
Apr 01	at CAL	*dh	3	1	1	0	1	0	0	1	0	0	0	0	0	0	2	0	0	0	.294
4/28/23	at Oregon	*dh	3	0	0	0	0	0	0	0	0	0	0	0	0	0	1	0	0	0	.250
Totals		6gs	20	3	5	5	1	0	0	4	0	0	0	1	1	0	7	0	0	0	.250

On base pct. .360 • Slugging pct. .300

#6 Contrades, Nu'u - 26 games (Pac-12 games only)

Date	Opponent	Pos	AB	R	H	RBI	2B	3B	HR	BB	SB	CS	HBP	SAC	SF	GDP	K	PO	A	E	Avg
Mar 17	vs Utah	*3b	5	1	3	1	2	0	0	0	0	0	0	0	0	0	1	0	1	0	.600
Mar 18	at Utah	*3b	6	4	4	3	0	0	0	0	0	0	0	0	0	0	1	0	0	0	.636
Mar 19	at Utah	*3b	5	1	1	0	0	0	0	0	0	0	0	0	0	0	1	0	5	0	.500
Mar 24	ARIZONA	*3b	4	0	0	0	0	0	0	0	0	0	0	0	0	0	2	2	1	0	.400
Mar 25	ARIZONA	*3b	5	1	3	5	2	0	1	0	0	0	0	0	0	0	1	0	1	0	.440
Mar 26	ARIZONA	*3b	5	2	4	3	0	0	1	0	0	1	0	0	0	0	1	0	1	0	.500
Mar 31	at CAL	*3b	5	1	3	0	0	0	0	0	0	0	0	0	0	0	2	0	0	0	.514
Apr 01	at CAL	*3b	5	1	2	3	0	0	1	0	0	0	0	0	0	0	0	1	2	0	.500
Apr 02	at CAL	*3b	6	2	4	2	1	0	0	0	0	0	0	0	0	0	0	0	1	1	.522
Apr 06	WASHINGTON ST	*3b	4	0	0	0	0	0	0	0	0	0	0	0	0	0	0	0	3	0	.480
Apr 07	WASHINGTON ST	*3b	4	0	0	0	0	0	0	0	0	0	0	0	0	0	0	2	0	0	.444
Apr 08	WASHINGTON ST	*3b	4	1	1	1	0	0	1	0	0	0	0	0	0	0	1	1	0	0	.431
Apr 14	at Washington	*3b	4	0	0	0	0	0	0	0	0	0	0	0	0	0	4	0	4	0	.403
Apr 15	at Washington	*3b	5	1	1	0	0	0	0	0	0	0	0	0	0	0	0	1	2	0	.388
Apr 21	OREGON STATE	*3b	5	0	0	0	0	0	0	0	0	0	0	0	0	0	4	1	1	0	.361
Apr 22	OREGON STATE	*3b	4	2	1	0	1	0	0	0	0	0	1	0	0	0	1	0	2	0	.355
Apr 23	OREGON STATE	*3b	4	1	2	0	0	0	0	0	0	0	0	0	0	0	1	0	1	1	.363
4/28/23	at Oregon	*3b	4	0	2	0	0	0	0	0	0	0	0	0	0	0	1	1	0	0	.369
4/29/23	at Oregon	*3b	5	0	0	0	0	0	0	0	0	0	0	0	0	0	1	0	1	0	.348
4/30/23	at Oregon	*3b	3	1	1	3	0	0	1	1	0	0	0	0	1	0	0	1	2	0	.348
May 05	STANFORD	*3b	4	1	1	1	1	0	0	0	0	0	0	0	0	0	2	1	2	0	.344
May 06	STANFORD	*3b	4	1	1	0	0	0	0	1	2	0	0	0	0	0	2	1	0	1	.340
May 07	STANFORD	*3b	4	0	0	0	0	0	0	0	0	0	0	0	0	0	0	1	4	0	.327
May 12	at USC	*3b	4	0	1	1	0	1	0	0	0	0	0	0	0	0	0	1	3	0	.324
May 13	at USC	*3b	3	0	0	0	0	0	0	0	0	0	0	0	0	1	0	0	2	0	.315
May 14	at USC	*3b	4	0	1	0	0	0	0	0	0	0	0	0	0	0	1	2	0	0	.313
Totals		26gs	115	21	36	23	7	1	5	2	2	1	1	0	1	1	27	16	39	3	.313

On base pct. .328 • Slugging pct. .522

2023 Sun Devil Baseball
Individual Game-by-Game for Arizona State (as of May 18, 2023)

#14 Crenshaw, Wyatt - 26 games (Pac-12 games only)

Date	Opponent	Pos	AB	R	H	RBI	2B	3B	HR	BB	SB	CS	HBP	SAC	SF	GDP	K	PO	A	E	Avg
Mar 17	vs Utah	*of	6	0	0	1	0	0	0	0	0	0	0	0	0	0	3	4	0	0	.000
Mar 18	at Utah	*of	5	2	3	3	2	0	1	0	0	0	0	0	0	0	0	1	0	0	.273
Mar 19	at Utah	*dh	4	1	1	2	0	0	1	0	0	0	0	0	1	0	1	0	0	0	.267
Mar 24	ARIZONA	*of	4	0	2	0	0	0	0	0	0	1	0	0	0	0	0	2	0	0	.316
Mar 25	ARIZONA	*of	4	1	0	0	0	0	0	0	0	0	1	0	0	0	1	1	0	0	.261
Mar 26	ARIZONA	*dh	5	1	1	1	0	0	1	0	0	0	0	0	0	0	1	0	0	0	.250
Mar 31	at CAL	*of	5	1	1	0	0	0	0	0	0	0	0	0	0	0	2	1	0	0	.242
Apr 01	at CAL	*of	5	1	2	1	0	0	0	0	0	0	0	0	0	0	2	1	0	0	.263
Apr 02	at CAL	*of	5	2	2	2	0	0	0	1	0	0	0	0	0	0	1	2	0	0	.279
Apr 06	WASHINGTON ST	*of	2	1	1	0	1	0	0	1	0	0	0	1	0	0	0	1	0	0	.289
Apr 07	WASHINGTON ST	*of	4	0	1	2	0	0	0	0	0	0	0	0	0	0	1	2	0	0	.286
Apr 08	WASHINGTON ST	*of	4	0	0	0	0	0	0	0	0	0	0	0	0	0	0	6	0	0	.264
Apr 14	at Washington	*dh	4	1	2	2	0	0	1	0	0	0	0	0	0	0	1	0	0	0	.281
Apr 15	at Washington	*dh	5	1	3	0	1	0	0	0	0	1	0	0	0	0	0	0	0	0	.306
Apr 21	OREGON STATE	*of	4	1	0	1	0	0	0	1	0	0	0	0	0	0	2	1	0	0	.288
Apr 22	OREGON STATE	*dh	5	0	0	0	0	0	0	0	0	0	0	0	0	0	2	0	0	0	.268
Apr 23	OREGON STATE	*dh	3	1	2	2	1	0	0	0	0	0	0	0	1	0	0	0	0	0	.284
4/28/23	at Oregon	of	1	0	0	0	0	0	0	0	0	0	0	0	0	0	0	0	0	0	.280
4/29/23	at Oregon	*dh	5	3	3	2	1	0	2	0	0	0	0	0	0	1	0	0	0	0	.300
4/30/23	at Oregon	*dh	4	1	1	0	0	0	0	1	0	0	0	0	0	0	1	0	0	0	.298
May 05	STANFORD	*of	4	0	0	1	0	0	0	0	0	0	0	0	0	0	2	1	0	0	.284
May 06	STANFORD	*dh	4	0	0	0	0	0	0	1	1	0	0	0	0	0	0	0	0	0	.272
May 07	STANFORD	*dh	4	1	1	1	0	0	1	0	0	0	0	0	0	0	2	0	0	0	.271
May 12	at USC	*of	2	0	0	0	0	0	0	1	0	1	0	0	0	0	0	0	0	1	.265
May 13	at USC	*dh	3	0	0	0	0	0	0	0	0	0	0	0	0	0	0	0	0	0	.257
May 14	at USC	ph	1	0	0	0	0	0	0	0	0	0	0	0	0	0	1	0	0	0	.255
Totals		24gs	102	19	26	21	6	0	7	6	1	3	1	1	2	1	23	23	0	1	.255

On base pct. .297 • Slugging pct. .520

#5 Curtis, Khristian - 9 appearances (Pac-12 games only)

Date	Opponent	GS	IP	H	R	ER	BB	SO	2B	3B	HR	WP	BK	HBP	IBB	Score	W-L	Sv	ERA	NP
Mar 18	at Utah	*	2.0	4	5	5	3	1	1	0	0	1	0	1	0	15-9	0-0	0	22.50	59
Mar 25	ARIZONA	*	5.0	6	3	3	2	5	1	0	0	1	0	1	0	7-4	0-0	0	10.29	82
Apr 01	at CAL	*	5.1	4	3	2	3	9	0	0	1	0	0	0	0	4-5	0-0	0	7.30	87
Apr 08	WASHINGTON ST	*	6.0	4	1	1	1	8	1	0	1	0	0	0	0	4-1	1-0	0	5.40	85
Apr 15	at Washington	*	5.0	9	4	3	1	3	0	0	2	0	0	0	0	8-6	2-0	0	5.40	85
Apr 22	OREGON STATE	*	4.1	5	6	2	5	5	2	0	3	0	0	0	0	11-7	2-0	0	5.20	99
4/29/23	at Oregon	*	3.0	9	8	8	3	1	5	0	1	0	0	2	0	10-16	2-1	0	7.04	77
May 06	STANFORD	*	3.0	8	8	8	1	1	1	0	3	0	0	1	0	11-12	2-1	0	8.55	63
May 13	at USC	*	7.0	5	0	0	1	5	0	0	0	0	0	1	0	0-2	2-1	0	7.08	100
Totals		9	40.2	54	38	32	20	38	11	0	11	2	0	6	0	70-62	2-1	0	7.08	-

#46 Dunn, Ross - 9 appearances (Pac-12 games only)

Date	Opponent	GS	IP	H	R	ER	BB	SO	2B	3B	HR	WP	BK	HBP	IBB	Score	W-L	Sv	ERA	NP
Mar 17	vs Utah	*	5.1	3	4	0	1	7	0	0	1	0	0	3	0	9-7	1-0	0	0.00	94
Mar 24	ARIZONA	*	4.2	7	3	3	4	6	0	1	0	0	0	1	0	6-5	1-0	0	2.70	103
Mar 31	at CAL	*	5.1	3	1	1	2	8	0	0	0	1	0	1	0	4-1	2-0	0	2.35	91
Apr 07	WASHINGTON ST	*	4.2	5	2	2	5	9	2	0	0	2	0	0	0	6-2	2-0	0	2.70	105
Apr 14	at Washington	*	4.0	5	8	4	5	9	0	0	0	5	0	0	0	3-8	2-1	0	3.75	98
Apr 21	OREGON STATE	*	4.0	5	7	6	6	8	2	0	1	0	0	0	0	11-13	2-2	0	5.14	103
4/30/23	at Oregon	*	5.0	6	5	3	2	2	1	0	1	0	0	2	0	9-6	2-2	0	5.18	82
May 07	STANFORD	*	5.0	6	4	4	4	6	2	0	1	3	0	1	0	4-9	2-3	0	5.45	96
May 14	at USC	*	6.0	8	2	2	3	4	0	0	0	0	0	1	0	1-5	2-4	0	5.11	110
Totals		9	44.0	48	36	25	32	59	7	1	4	11	0	9	0	53-56	2-4	0	5.11	-

2023 Sun Devil Baseball
Individual Game-by-Game for Arizona State (as of May 18, 2023)

#19 Gardner, Dylan - 2 appearances (Pac-12 games only)

Date	Opponent	GS	IP	H	R	ER	BB	SO	2B	3B	HR	WP	BK	HBP	IBB	Score	W-L	Sv	ERA	NP
Mar 19	at Utah		0.1	1	3	3	1	0	0	0	0	0	0	1	0	6-11	0-0	0	81.00	13
Apr 14	at Washington		0.1	0	0	0	2	0	0	0	0	0	0	1	0	3-8	0-0	0	40.50	15
Totals		0	0.2	1	3	3	3	0	0	0	0	0	0	2	0	9-19	0-0	0	40.50	-

#40 Giblin, Jonah - 9 appearances (Pac-12 games only)

Date	Opponent	GS	IP	H	R	ER	BB	SO	2B	3B	HR	WP	BK	HBP	IBB	Score	W-L	Sv	ERA	NP
Mar 19	at Utah	*	5.0	4	2	2	3	3	0	0	1	1	0	0	0	6-11	0-0	0	3.60	74
Mar 26	ARIZONA	*	4.2	4	3	3	2	4	1	0	1	0	0	0	0	10-6	0-0	0	4.66	87
Apr 02	at CAL	*	3.0	4	5	3	2	1	1	0	1	3	0	0	0	15-10	0-0	0	5.68	56
Apr 06	WASHINGTON ST	*	2.0	4	3	3	0	0	1	0	0	0	0	1	0	6-5	0-0	0	6.75	43
Apr 23	OREGON STATE	*	3.0	5	5	4	2	4	1	0	2	0	0	0	0	12-10	0-0	0	7.64	63
4/28/23	at Oregon	*	3.2	7	6	6	1	5	1	0	2	1	0	0	0	5-11	0-1	0	8.86	69
May 05	STANFORD		1.0	0	0	0	0	0	0	0	0	0	0	0	0	6-8	0-1	0	8.46	5
May 06	STANFORD		3.0	5	3	2	0	1	2	0	0	0	0	0	0	11-12	0-1	0	8.17	59
May 12	at USC		2.0	2	1	1	1	0	1	0	0	0	0	0	0	1-4	0-1	0	7.90	23
Totals		6	27.1	35	28	24	11	18	8	0	7	5	0	1	0	72-77	0-1	0	7.90	-

#31 Hansell, Josh - 5 appearances (Pac-12 games only)

Date	Opponent	GS	IP	H	R	ER	BB	SO	2B	3B	HR	WP	BK	HBP	IBB	Score	W-L	Sv	ERA	NP
Apr 02	at CAL		2.1	2	2	2	0	0	0	0	1	0	0	0	0	15-10	0-0	0	7.71	30
Apr 23	OREGON STATE		1.1	1	2	2	3	1	1	0	0	1	0	0	0	12-10	0-0	0	9.82	36
4/29/23	at Oregon		2.1	4	3	3	0	4	0	0	3	0	0	0	0	10-16	0-0	0	10.50	45
May 06	STANFORD		1.0	0	0	0	0	0	0	0	0	0	0	0	0	11-12	0-0	0	9.00	13
May 12	at USC		1.0	1	0	0	0	0	0	0	0	0	0	1	0	1-4	0-0	0	7.88	18
Totals		0	8.0	8	7	7	3	5	1	0	4	1	0	1	0	49-52	0-0	0	7.88	-

#7 Hill, Luke - 25 games (Pac-12 games only)

Date	Opponent	Pos	AB	R	H	RBI	2B	3B	HR	BB	SB	CS	HBP	SAC	SF	GDP	K	PO	A	E	Avg
Mar 17	vs Utah	*SS	2	2	1	0	1	0	0	2	0	0	0	0	0	0	0	0	1	2	.500
Mar 19	at Utah	*SS	4	0	0	0	0	0	0	0	0	0	0	0	0	0	3	1	4	0	.167
Mar 24	ARIZONA	*SS	4	0	0	0	0	0	0	0	0	0	0	0	0	0	3	2	2	0	.100
Mar 25	ARIZONA	*SS	3	1	2	0	0	0	0	1	0	0	0	0	0	0	0	3	3	1	.231
Mar 26	ARIZONA	*SS	4	1	1	0	0	0	0	0	0	0	0	0	0	0	1	2	4	0	.235
Mar 31	at CAL	*SS	3	1	0	0	0	0	0	2	0	0	0	0	0	0	1	2	2	0	.200
Apr 01	at CAL	*SS	4	0	0	0	0	0	0	0	0	0	0	0	0	0	2	0	1	1	.167
Apr 02	at CAL	*SS	4	1	1	2	0	0	0	0	0	0	1	0	1	0	0	3	5	0	.179
Apr 06	WASHINGTON ST	*SS	4	2	3	3	0	0	1	0	0	0	0	0	0	0	0	2	1	0	.250
Apr 07	WASHINGTON ST	*SS	3	1	1	0	0	0	0	1	0	0	0	0	0	1	1	1	2	0	.257
Apr 08	WASHINGTON ST	*SS	3	0	1	0	0	0	0	0	0	0	0	0	0	0	0	0	4	0	.263
Apr 14	at Washington	*SS	1	1	0	0	0	0	0	3	0	0	0	0	0	0	1	1	2	0	.256
Apr 15	at Washington	*SS	5	1	2	0	0	0	0	0	0	0	0	0	0	0	2	0	4	1	.273
Apr 21	OREGON STATE	*SS	5	1	2	1	0	0	0	0	0	0	0	0	0	0	0	1	3	0	.286
Apr 22	OREGON STATE	*SS	5	2	2	2	0	0	0	0	0	0	0	0	0	0	0	1	1	3	.296
Apr 23	OREGON STATE	*SS	4	2	1	2	1	0	0	1	0	0	0	0	0	0	1	2	2	0	.293
4/28/23	at Oregon	*SS	4	0	1	1	0	0	0	0	0	0	0	0	0	0	1	3	1	0	.290
4/29/23	at Oregon	*SS	4	0	0	0	0	0	0	0	0	0	0	0	0	0	4	5	2	0	.273
4/30/23	at Oregon	*SS	4	2	2	3	1	0	1	0	0	0	1	0	0	0	0	4	7	1	.286
May 05	STANFORD	*SS	4	0	1	0	0	0	0	0	0	0	0	0	0	0	0	1	1	0	.284
May 06	STANFORD	*SS	5	2	1	4	0	0	1	0	0	0	0	0	0	0	1	0	3	1	.278
May 07	STANFORD	*SS	4	0	1	0	0	0	0	0	0	0	0	0	0	0	1	0	2	0	.277
May 12	at USC	*SS	3	0	0	0	0	0	0	1	0	0	0	0	0	0	1	1	5	0	.267
May 13	at USC	*SS	4	0	0	0	0	0	0	0	0	0	0	0	0	0	2	0	3	0	.256
May 14	at USC	*SS	4	0	2	1	0	0	0	0	0	0	0	0	0	1	0	2	1	0	.266
Totals		25gs	94	20	25	19	3	0	3	11	0	0	2	0	1	2	25	37	66	10	.266

On base pct. .352 • Slugging pct. .394

2023 Sun Devil Baseball
Individual Game-by-Game for Arizona State (as of May 18, 2023)

#28 Humphres, Austin - 1 appearance (Pac-12 games only)

Date	Opponent	GS	IP	H	R	ER	BB	SO	2B	3B	HR	WP	BK	HBP	IBB	Score	W-L	Sv	ERA	NP
Apr 14	at Washington		1.0	1	0	0	1	0	0	0	0	1	0	0	0	3-8	0-0	0	0.00	13
Totals		0	1.0	1	0	0	1	0	0	0	0	1	0	0	0	3-8	0-0	0	0.00	-

#24 Jackson, Isaiah - 25 games (Pac-12 games only)

Date	Opponent	Pos	AB	R	H	RBI	2B	3B	HR	BB	SB	CS	HBP	SAC	SF	GDP	K	PO	A	E	Avg
Mar 17	vs Utah	*of	4	1	1	0	1	0	0	0	0	0	0	1	0	0	2	1	0	0	.250
Mar 18	at Utah	*of	3	2	2	1	0	0	0	1	1	0	0	0	1	0	0	2	0	0	.429
Mar 19	at Utah	*of	3	0	0	0	0	0	0	0	0	0	1	0	0	0	1	1	0	0	.300
Mar 24	ARIZONA	*of	3	0	0	0	0	0	0	0	0	0	0	0	0	0	2	3	0	1	.231
Mar 25	ARIZONA	*of	4	2	2	1	1	0	0	0	1	0	0	0	0	0	2	5	0	0	.294
Mar 26	ARIZONA	*of	4	0	2	1	1	0	0	0	0	1	0	0	0	0	0	5	0	0	.333
Mar 31	at CAL	*of	4	0	0	0	0	0	0	0	0	0	0	0	0	0	1	4	0	0	.280
Apr 01	at CAL	*of	4	0	0	0	0	0	0	0	0	0	0	0	0	0	2	2	0	0	.241
Apr 06	WASHINGTON ST	*of	3	0	0	1	0	0	0	0	0	0	0	0	1	0	1	2	0	0	.219
Apr 07	WASHINGTON ST	*of	2	1	1	2	0	0	1	1	1	0	1	0	0	0	1	0	0	0	.235
Apr 08	WASHINGTON ST	*of	1	1	0	0	0	0	0	1	0	0	1	0	0	0	0	1	0	1	.229
Apr 14	at Washington	*of	3	0	0	0	0	0	0	0	0	0	0	1	0	0	2	2	0	0	.211
Apr 15	at Washington	*of	3	1	2	2	0	0	1	1	0	1	0	0	0	0	0	5	0	0	.244
Apr 21	OREGON STATE	*of	3	1	0	0	0	0	0	2	0	0	0	0	0	0	2	3	0	0	.227
Apr 22	OREGON STATE	*of	4	3	2	5	0	0	2	0	0	0	1	0	0	0	2	0	0	0	.250
Apr 23	OREGON STATE	*of	5	1	1	0	0	0	0	0	0	0	0	0	0	0	0	2	0	0	.245
4/28/23	at Oregon	*of	3	1	0	0	0	0	0	1	0	0	0	0	0	0	1	3	0	0	.232
4/29/23	at Oregon	*of	4	0	1	0	0	0	0	0	0	0	0	0	0	0	0	4	0	0	.233
4/30/23	at Oregon	*of	5	0	2	0	0	0	0	0	0	0	0	0	0	0	1	0	0	0	.246
May 05	STANFORD	*of	4	1	2	2	0	0	1	0	0	0	0	0	0	0	2	2	0	0	.261
May 06	STANFORD	*of	5	2	2	1	2	0	0	0	0	0	0	0	0	0	2	3	0	0	.270
May 07	STANFORD	*of	4	0	1	0	0	0	0	0	0	1	0	0	0	0	2	2	0	0	.269
May 12	at USC	*of	3	0	0	0	0	0	0	0	0	0	0	0	0	0	1	2	0	0	.259
May 13	at USC	*of	3	0	1	0	1	0	0	0	0	0	0	0	0	0	0	3	0	0	.262
May 14	at USC	*of	3	0	0	0	0	0	0	0	0	0	0	0	0	0	1	2	0	1	.253
Totals		25gs	87	17	22	16	6	0	5	7	3	3	5	1	2	0	28	59	0	3	.253

On base pct. .337 • Slugging pct. .494

#32 Keaschall, Luke - 26 games (Pac-12 games only)

Date	Opponent	Pos	AB	R	H	RBI	2B	3B	HR	BB	SB	CS	HBP	SAC	SF	GDP	K	PO	A	E	Avg
Mar 17	vs Utah	*2b	4	3	3	3	1	0	1	1	0	0	0	0	0	0	1	1	4	0	.750
Mar 18	at Utah	*2b	5	2	4	4	1	0	1	0	1	0	0	1	0	0	0	2	2	0	.778
Mar 19	at Utah	*2b	4	1	2	1	1	0	0	0	1	0	1	0	0	1	0	1	4	0	.692
Mar 24	ARIZONA	*2b	4	3	2	5	0	0	2	0	0	0	0	0	0	0	1	1	1	0	.647
Mar 25	ARIZONA	*2b	3	0	0	0	0	0	0	2	1	0	0	0	0	0	1	4	3	0	.550
Mar 26	ARIZONA	*2b	4	0	2	0	0	0	0	0	0	0	0	0	0	0	0	5	1	0	.542
Mar 31	at CAL	*2b	5	0	2	0	0	0	0	0	0	0	0	0	0	0	3	0	2	0	.517
Apr 01	at CAL	*2b	5	0	0	0	0	0	0	0	0	0	0	0	0	0	2	2	1	0	.441
Apr 02	at CAL	*2b	6	3	3	2	1	0	0	0	2	0	0	0	0	0	0	1	2	0	.450
Apr 06	WASHINGTON ST	*2b	4	1	1	0	1	0	0	0	0	0	0	0	0	0	0	3	0	0	.432
Apr 07	WASHINGTON ST	*2b	4	1	2	0	0	0	0	0	2	0	0	0	0	0	0	1	2	0	.438
Apr 08	WASHINGTON ST	*2b	4	0	1	0	0	0	0	0	0	0	0	0	0	0	1	0	1	0	.423
Apr 14	at Washington	*2b	4	0	0	0	0	0	0	0	0	0	0	0	0	0	1	5	6	0	.393
Apr 15	at Washington	*2b	4	2	2	2	2	0	0	0	0	0	1	0	0	0	1	1	3	0	.400
Apr 21	OREGON STATE	*2b	5	3	3	3	1	0	2	0	0	0	0	0	0	0	0	1	0	0	.415
Apr 22	OREGON STATE	*2b	5	0	2	2	2	0	0	0	0	0	0	0	0	0	0	3	5	1	.414
Apr 23	OREGON STATE	*2b	4	1	2	3	1	0	1	1	1	0	0	0	0	1	0	1	1	0	.419
4/28/23	at Oregon	*2b	3	0	0	0	0	0	0	0	0	0	1	0	0	0	2	1	2	0	.403
4/29/23	at Oregon	*2b	3	4	3	3	1	0	2	1	0	0	1	0	0	0	0	1	3	0	.425
4/30/23	at Oregon	*2b	5	1	2	2	1	0	1	0	0	0	0	0	0	0	0	4	3	1	.424
May 05	STANFORD	*2b	4	1	0	0	0	0	0	0	0	0	0	0	0	0	1	3	3	0	.404
May 06	STANFORD	*2b	4	2	2	2	0	0	2	1	0	0	0	0	0	0	0	4	3	0	.409
May 07	STANFORD	*2b	3	1	0	0	0	0	0	1	0	0	0	0	0	0	1	3	3	0	.396
May 12	at USC	*2b	4	0	0	0	0	0	0	0	0	1	0	0	0	0	0	4	1	0	.380
May 13	at USC	*2b	3	0	0	0	0	0	0	0	0	0	0	0	0	0	0	3	3	0	.369
May 14	at USC	*2b	2	1	0	0	0	0	0	0	1	0	2	0	0	0	0	1	4	0	.362
Totals		26gs	105	30	38	32	13	0	12	7	9	1	6	1	0	2	15	52	67	2	.362

On base pct. .432 • Slugging pct. .829

2023 Sun Devil Baseball
Individual Game-by-Game for Arizona State (as of May 18, 2023)

#37 Lebamoff, Nolan - 10 appearances (Pac-12 games only)

Date	Opponent	GS	IP	H	R	ER	BB	SO	2B	3B	HR	WP	BK	HBP	IBB	Score	W-L	Sv	ERA	NP
Mar 17	vs Utah		0.2	0	0	0	0	0	0	0	0	0	0	0	0	9-7	0-0	0	0.00	10
Mar 18	at Utah		0.1	0	0	0	0	0	0	0	0	0	0	0	0	15-9	0-0	0	0.00	2
Mar 25	ARIZONA		1.0	0	0	0	0	1	0	0	0	0	0	0	0	7-4	1-0	0	0.00	10
Mar 31	at CAL		1.0	0	0	0	1	0	0	0	0	0	0	0	0	4-1	1-0	0	0.00	15
Apr 01	at CAL		0.1	0	0	0	0	0	0	0	0	0	0	0	0	4-5	1-0	0	0.00	2
Apr 07	WASHINGTON ST		0.1	0	0	0	1	0	0	0	0	0	0	0	0	6-2	1-0	0	0.00	7
Apr 21	OREGON STATE		2.0	2	1	1	2	3	0	0	1	1	0	0	0	11-13	1-0	0	1.59	44
4/28/23	at Oregon		2.1	5	4	3	2	1	3	0	1	0	0	0	0	5-11	1-0	0	4.50	38
May 06	STANFORD		1.0	1	0	0	0	2	1	0	0	0	0	0	0	11-12	1-0	0	4.00	13
May 07	STANFORD		1.0	2	1	1	0	0	0	0	1	0	0	0	0	4-9	1-0	0	4.50	12
Totals		0	10.0	10	6	5	6	7	4	0	3	1	0	0	0	76-73	1-0	0	4.50	-

#12 Manning, Timmy - 9 appearances (Pac-12 games only)

Date	Opponent	GS	IP	H	R	ER	BB	SO	2B	3B	HR	WP	BK	HBP	IBB	Score	W-L	Sv	ERA	NP
Mar 18	at Utah		1.2	4	4	4	3	2	1	0	0	0	0	1	0	15-9	0-0	0	21.60	47
Mar 26	ARIZONA		2.1	0	0	0	1	3	0	0	0	0	0	0	0	10-6	1-0	0	9.00	23
Apr 01	at CAL		1.2	1	1	1	0	1	0	0	0	0	0	0	0	4-5	1-0	0	7.94	17
Apr 02	at CAL		0.1	1	0	0	0	0	0	0	0	0	0	0	0	15-10	1-0	0	7.50	8
Apr 06	WASHINGTON ST		4.1	2	1	1	1	6	0	0	1	0	0	1	0	6-5	1-0	0	5.23	67
Apr 22	OREGON STATE		2.0	3	1	1	2	3	0	0	0	0	0	0	0	11-7	1-0	0	5.11	44
4/29/23	at Oregon		1.2	4	4	4	1	1	2	0	0	0	0	1	0	10-16	1-0	0	7.07	32
May 05	STANFORD	*	3.2	6	4	4	1	6	4	0	1	0	0	0	0	6-8	1-0	0	7.64	64
May 12	at USC	*	5.0	4	3	3	3	6	3	0	0	0	0	1	0	1-4	1-1	0	7.15	95
Totals		2	22.2	25	18	18	12	28	10	0	2	0	0	4	0	78-70	1-1	0	7.15	-

#3 Mclain, Nick - 14 games (Pac-12 games only)

Date	Opponent	Pos	AB	R	H	RBI	2B	3B	HR	BB	SB	CS	HBP	SAC	SF	GDP	K	PO	A	E	Avg
Apr 14	at Washington	*of	4	1	1	1	0	0	1	0	0	0	0	0	0	0	2	0	0	0	.250
Apr 15	at Washington	*of	4	1	1	0	0	0	0	1	0	0	0	0	0	1	1	4	0	0	.250
Apr 21	OREGON STATE	*of	4	2	2	5	0	0	1	1	0	0	0	0	0	0	0	1	0	0	.333
Apr 22	OREGON STATE	*of	4	1	1	0	0	0	0	1	0	0	0	0	0	0	0	2	0	0	.312
Apr 23	OREGON STATE	*of	3	2	2	3	2	0	0	2	0	0	0	0	0	0	0	3	0	0	.368
4/28/23	at Oregon	*of	3	2	2	2	0	0	2	1	0	0	0	0	0	0	0	1	0	0	.409
4/29/23	at Oregon	*of	5	1	1	2	0	0	1	0	0	0	0	0	0	0	1	0	0	0	.370
4/30/23	at Oregon	*of	4	1	0	0	0	0	0	1	0	0	0	0	0	0	0	0	0	0	.323
May 05	STANFORD	*of	5	1	2	2	1	0	1	0	0	0	0	0	0	0	2	1	1	0	.333
May 06	STANFORD	*of	4	1	2	2	0	0	0	0	0	0	0	0	1	0	0	2	0	0	.350
May 07	STANFORD	*of	3	1	1	0	0	0	0	2	0	0	0	0	0	0	1	1	0	0	.349
May 12	at USC	*of	4	0	0	0	0	0	0	0	0	0	0	0	0	0	1	0	0	0	.319
May 13	at USC	*of	4	0	0	0	0	0	0	0	0	0	0	0	0	0	0	1	2	0	.294
May 14	at USC	*of	1	0	0	0	0	0	0	3	0	0	0	0	0	0	0	2	1	0	.288
Totals		14gs	52	14	15	17	3	0	6	12	0	0	0	0	1	1	9	18	3	0	.288

On base pct. .415 • Slugging pct. .692

#15 Newman, Trey - 7 games (Pac-12 games only)

Date	Opponent	Pos	AB	R	H	RBI	2B	3B	HR	BB	SB	CS	HBP	SAC	SF	GDP	K	PO	A	E	Avg
Mar 19	at Utah	*c	4	1	3	0	0	0	0	0	0	0	0	0	0	0	0	4	0	0	.750
Mar 25	ARIZONA	*c	3	1	1	1	1	0	0	0	0	0	0	1	0	0	2	8	0	0	.571
Mar 26	ARIZONA	*c	4	1	1	1	0	0	0	0	0	0	0	0	0	0	2	5	2	0	.455
Apr 02	at CAL	*c	5	1	2	1	0	0	0	0	0	0	0	1	0	0	1	3	0	0	.438
Apr 14	at Washington	*c	3	0	0	0	0	0	0	0	0	0	0	0	0	0	0	7	2	1	.368
Apr 23	OREGON STATE	c	0	0	0	0	0	0	0	0	0	0	0	0	0	0	0	0	1	0	.368
4/29/23	at Oregon	*c	2	1	0	0	0	0	0	1	0	0	1	0	0	0	0	8	1	0	.333
Totals		6gs	21	5	7	3	1	0	0	1	0	0	1	2	0	0	5	35	6	1	.333

On base pct. .391 • Slugging pct. .381

2023 Sun Devil Baseball
Individual Game-by-Game for Arizona State (as of May 18, 2023)

#33 Peery, Brock - 10 appearances (Pac-12 games only)

Date	Opponent	GS	IP	H	R	ER	BB	SO	2B	3B	HR	WP	BK	HBP	IBB	Score	W-L	Sv	ERA	NP
Mar 17	vs Utah		1.0	1	1	1	1	1	0	0	0	0	0	1	0	9-7	0-0	0	9.00	19
Mar 19	at Utah		0.0	0	0	0	0	0	0	0	0	0	0	2	0	6-11	0-0	0	9.00	8
Apr 02	at CAL		0.2	0	0	0	0	0	0	0	0	0	0	0	0	15-10	0-0	0	5.40	6
Apr 06	WASHINGTON ST		1.0	1	0	0	0	1	1	0	0	0	0	1	0	6-5	1-0	0	3.38	18
Apr 14	at Washington		0.2	0	0	0	0	0	0	0	0	0	0	0	0	3-8	1-0	0	2.70	5
Apr 15	at Washington		0.2	1	0	0	0	1	0	0	0	0	0	0	0	8-6	1-0	0	2.25	19
Apr 21	OREGON STATE		1.0	0	0	0	0	1	0	0	0	0	0	0	0	11-13	1-0	0	1.80	16
Apr 23	OREGON STATE		0.2	3	3	3	1	0	0	0	1	0	0	0	0	12-10	1-0	0	6.35	21
4/29/23	at Oregon		1.0	2	1	1	0	2	0	0	0	0	0	0	0	10-16	1-0	0	6.75	15
May 05	STANFORD		1.1	1	1	1	2	2	0	0	1	0	0	1	0	6-8	1-0	0	6.75	32
Totals		0	8.0	9	6	6	4	8	1	0	2	0	0	5	0	86-94	1-0	0	6.75	-

#9 Pivaroff, Blake - 14 appearances (Pac-12 games only)

Date	Opponent	GS	IP	H	R	ER	BB	SO	2B	3B	HR	WP	BK	HBP	IBB	Score	W-L	Sv	ERA	NP
Mar 17	vs Utah		1.0	1	1	1	0	1	0	0	0	0	0	0	0	9-7	0-0	0	9.00	16
Mar 19	at Utah		1.0	0	0	0	0	0	0	0	0	0	0	0	0	6-11	0-0	0	4.50	9
Mar 24	ARIZONA		1.0	1	1	1	0	2	0	0	1	0	0	0	0	6-5	0-0	1	6.00	17
Mar 26	ARIZONA		1.0	0	0	0	0	0	0	0	0	0	0	0	0	10-6	0-0	1	4.50	6
Mar 31	at CAL		1.0	0	0	0	0	0	0	0	0	0	0	0	0	4-1	0-0	1	3.60	16
Apr 02	at CAL		0.2	1	1	1	1	0	0	0	1	0	0	0	0	15-10	1-0	1	4.76	16
Apr 07	WASHINGTON ST		1.1	1	0	0	1	1	0	0	0	0	0	0	0	6-2	2-0	1	3.86	23
Apr 08	WASHINGTON ST		0.1	0	0	0	0	1	0	0	0	0	0	1	0	4-1	2-0	1	3.68	11
Apr 15	at Washington		1.1	0	0	0	0	0	0	0	0	0	0	0	0	8-6	2-0	1	3.12	13
Apr 22	OREGON STATE		1.2	0	0	0	0	2	0	0	0	0	0	0	0	11-7	2-0	1	2.61	20
Apr 23	OREGON STATE		1.0	1	0	0	1	0	0	0	0	0	0	0	0	12-10	2-0	2	2.38	12
4/30/23	at Oregon		1.0	0	0	0	1	1	0	0	0	0	0	0	0	9-6	2-0	3	2.19	15
May 05	STANFORD		1.2	3	3	3	0	2	2	0	1	0	0	1	0	6-8	2-1	3	3.86	27
May 14	at USC		1.1	2	2	2	1	1	0	0	0	0	0	0	0	1-5	2-1	3	4.70	18
Totals		0	15.1	10	8	8	5	11	2	0	3	0	0	2	0	107-85	2-1	3	4.70	-

#21 Rogers, Will - 10 games (Pac-12 games only)

Date	Opponent	Pos	AB	R	H	RBI	2B	3B	HR	BB	SB	CS	HBP	SAC	SF	GDP	K	PO	A	E	Avg
Mar 17	vs Utah	*of	5	0	1	0	1	0	0	0	0	0	0	0	0	0	2	2	0	0	.200
Mar 18	at Utah	*of	5	0	0	0	0	0	0	0	0	0	0	0	0	2	1	2	0	0	.100
Mar 24	ARIZONA	*dh	3	0	0	0	0	0	0	0	0	0	0	0	0	0	1	0	0	0	.077
Apr 02	at CAL	*dh	1	1	0	0	0	0	0	1	0	0	0	0	0	0	1	0	0	0	.071
Apr 06	WASHINGTON ST	*dh	2	0	0	0	0	0	0	0	0	0	0	0	0	0	2	0	0	0	.062
Apr 07	WASHINGTON ST	ph	2	0	0	0	0	0	0	0	0	0	0	0	0	0	1	0	0	0	.056
Apr 08	WASHINGTON ST	*dh	3	1	1	2	0	0	1	0	0	0	0	0	0	0	0	0	0	0	.095
Apr 14	at Washington	*of	4	0	1	0	0	0	0	0	0	0	0	0	0	0	1	0	1	1	.120
Apr 21	OREGON STATE	*dh	4	1	0	0	0	0	0	0	0	0	1	0	0	0	0	0	0	0	.103
4/28/23	at Oregon	ph/of	2	0	0	0	0	0	0	0	0	0	0	0	0	0	0	0	0	0	.097
Totals		8gs	31	3	3	2	1	0	1	1	0	0	1	0	0	2	9	4	1	1	.097

On base pct. .152 • Slugging pct. .226

#21 Rogers, Will - 4 appearances (Pac-12 games only)

Date	Opponent	GS	IP	H	R	ER	BB	SO	2B	3B	HR	WP	BK	HBP	IBB	Score	W-L	Sv	ERA	NP
4/28/23	at Oregon		1.0	0	0	0	1	1	0	0	0	0	0	0	0	5-11	0-0	0	0.00	18
May 05	STANFORD		1.1	1	0	0	1	1	1	0	0	0	0	0	0	6-8	0-0	0	0.00	20
May 07	STANFORD		0.1	0	0	0	0	1	0	0	0	0	0	0	0	4-9	0-0	0	0.00	5
May 14	at USC		0.2	2	1	0	0	0	0	0	0	0	0	0	0	1-5	0-0	0	0.00	13
Totals		0	3.1	3	1	0	2	3	1	0	0	0	0	0	0	16-33	0-0	0	0.00	-

2023 Sun Devil Baseball
Individual Game-by-Game for Arizona State (as of May 18, 2023)

#29 Stevenson, Owen - 13 appearances (Pac-12 games only)

Date	Opponent	GS	IP	H	R	ER	BB	SO	2B	3B	HR	WP	BK	HBP	IBB	Score	W-L	Sv	ERA	NP
Mar 18	at Utah		2.0	0	0	0	0	3	0	0	0	0	0	0	0	15-9	0-0	0	0.00	29
Mar 25	ARIZONA		2.0	1	1	0	1	2	0	0	0	0	0	0	0	7-4	0-0	1	0.00	29
Mar 31	at CAL		1.0	0	0	0	1	3	0	0	0	0	0	1	0	4-1	0-0	2	0.00	20
Apr 02	at CAL		2.0	3	2	2	0	2	1	0	0	0	0	0	0	15-10	0-0	2	2.57	41
Apr 07	WASHINGTON ST		2.0	1	0	0	0	5	0	0	0	0	0	0	0	6-2	0-0	3	2.00	32
Apr 08	WASHINGTON ST		1.0	0	0	0	0	2	0	0	0	0	0	0	0	4-1	0-0	4	1.80	14
Apr 15	at Washington		2.0	4	2	2	1	2	0	0	0	0	0	0	0	8-6	0-0	4	3.00	41
Apr 22	OREGON STATE		1.0	1	0	0	0	0	0	0	0	0	0	1	0	11-7	1-0	4	2.77	16
Apr 23	OREGON STATE		2.0	1	0	0	2	5	0	0	0	0	0	0	0	12-10	2-0	4	2.40	51
4/30/23	at Oregon		3.0	1	1	0	1	2	0	0	0	0	0	1	0	9-6	3-0	4	2.00	52
May 06	STANFORD		1.0	2	1	1	1	1	1	0	0	1	0	0	0	11-12	3-1	4	2.37	19
May 07	STANFORD		2.2	4	4	4	1	3	1	0	2	0	0	0	0	4-9	3-1	4	3.74	52
May 13	at USC		1.0	1	2	2	2	1	0	0	0	0	0	2	0	0-2	3-2	4	4.37	26
Totals		0	22.2	19	13	11	10	31	3	0	2	1	0	5	0	106-79	3-2	4	4.37	-

#47 Tieding, Matt - 6 appearances (Pac-12 games only)

Date	Opponent	GS	IP	H	R	ER	BB	SO	2B	3B	HR	WP	BK	HBP	IBB	Score	W-L	Sv	ERA	NP
Mar 18	at Utah		3.0	2	0	0	1	1	0	0	0	0	0	0	0	15-9	1-0	0	0.00	35
Mar 24	ARIZONA		3.1	1	1	1	0	2	0	0	1	0	0	1	0	6-5	2-0	0	1.42	38
Apr 01	at CAL		0.2	2	1	1	0	0	0	0	1	0	0	0	0	4-5	2-1	0	2.57	8
Apr 07	WASHINGTON ST		0.2	1	0	0	1	0	0	0	0	0	0	0	0	6-2	2-1	0	2.35	9
Apr 21	OREGON STATE		2.0	6	5	5	0	2	1	0	1	0	0	1	0	11-13	2-1	0	6.52	42
Apr 23	OREGON STATE		1.0	1	0	0	0	0	0	0	0	0	0	0	0	12-10	2-1	0	5.91	8
Totals		0	10.2	13	7	7	2	5	1	0	3	0	0	2	0	54-44	2-1	0	5.91	-

#18 Tobias, Jacob - 26 games (Pac-12 games only)

Date	Opponent	Pos	AB	R	H	RBI	2B	3B	HR	BB	SB	CS	HBP	SAC	SF	GDP	K	PO	A	E	Avg
Mar 17	vs Utah	*1b	5	0	1	1	0	0	0	0	0	0	0	0	0	0	1	13	0	0	.200
Mar 18	at Utah	*1b	5	0	2	0	0	0	0	1	0	0	0	0	0	0	1	10	2	0	.300
Mar 19	at Utah	*1b	5	0	1	1	0	0	0	0	0	0	0	0	0	0	1	14	1	1	.267
Mar 24	ARIZONA	*1b	4	0	2	1	0	0	0	0	0	0	0	0	0	0	0	6	0	0	.316
Mar 25	ARIZONA	*1b	5	0	1	0	0	0	0	0	0	0	0	0	0	0	2	4	0	0	.292
Mar 26	ARIZONA	*1b	2	1	1	2	0	0	0	0	0	0	0	0	2	0	0	7	0	0	.308
Mar 31	at CAL	*1b	5	1	2	0	1	0	0	0	0	0	0	0	0	0	1	4	0	0	.323
Apr 01	at CAL	*1b	2	0	0	0	0	0	0	2	0	0	0	0	0	0	1	4	1	0	.303
Apr 02	at CAL	*1b	4	0	2	1	0	0	0	2	0	0	0	0	0	0	1	9	0	0	.324
Apr 06	WASHINGTON ST	*1b	3	2	1	1	0	0	1	1	0	0	0	0	0	0	0	8	0	0	.325
Apr 07	WASHINGTON ST	*1b	4	0	2	0	0	0	0	0	0	0	0	0	0	0	0	5	2	0	.341
Apr 08	WASHINGTON ST	*1b	3	0	0	0	0	0	0	0	0	0	0	0	0	1	1	6	0	0	.319
Apr 14	at Washington	*1b	4	0	1	0	0	1	0	0	0	0	0	0	0	0	0	9	1	0	.314
Apr 15	at Washington	*1b	5	1	2	3	1	0	1	0	0	0	0	0	0	0	1	10	0	0	.321
Apr 21	OREGON STATE	*1b	3	0	1	1	0	0	0	1	0	0	1	0	0	0	1	7	0	0	.322
Apr 22	OREGON STATE	*1b	4	2	2	2	1	0	1	1	0	0	0	0	0	0	1	9	0	0	.333
Apr 23	OREGON STATE	*1b	5	1	1	1	0	0	0	0	0	0	0	0	0	0	1	5	0	0	.324
4/28/23	at Oregon	*1b	4	1	1	1	0	0	1	0	0	0	0	0	0	0	1	4	1	0	.319
4/29/23	at Oregon	*1b	5	1	2	3	0	0	1	0	0	0	0	0	0	0	2	5	2	0	.325
4/30/23	at Oregon	*1b	3	2	1	1	0	0	1	2	0	0	0	0	0	0	1	10	0	0	.325
May 05	STANFORD	*1b	4	1	1	0	0	0	0	0	0	0	0	0	0	0	1	6	1	0	.321
May 06	STANFORD	*1b	5	0	1	1	0	0	0	0	0	0	0	0	0	0	3	6	2	0	.315
May 07	STANFORD	*1b	4	0	1	3	1	0	0	0	0	0	0	0	0	0	1	8	0	0	.312
May 12	at USC	*1b	4	1	1	0	1	0	0	0	0	0	0	0	0	0	0	8	1	0	.309
May 13	at USC	*1b	3	0	1	0	0	0	0	0	0	0	0	0	0	0	0	8	1	0	.310
May 14	at USC	*1b	3	0	0	0	0	0	0	1	0	0	0	0	0	0	0	7	3	0	.301
Totals		26gs	103	14	31	23	5	1	6	11	0	0	1	0	2	1	22	192	18	1	.301

On base pct. .368 • Slugging pct. .544

2023 Sun Devil Baseball
Individual Game-by-Game for Arizona State (as of May 18, 2023)

#2 Varnado, Drake - 2 games (Pac-12 games only)

Date	Opponent	Pos	AB	R	H	RBI	2B	3B	HR	BB	SB	CS	HBP	SAC	SF	GDP	K	PO	A	E	Avg
Mar 17	vs Utah	ss	1	0	0	0	0	0	0	0	0	0	0	0	0	0	0	0	2	0	.000
Mar 18	at Utah	*ss	5	1	1	1	0	0	0	0	0	0	0	0	0	0	0	1	3	0	.167
Totals			1gs	6	1	1	1	0	0	0	0	0	0	0	0	0	0	1	5	0	.167

On base pct. .167 • Slugging pct. .167

#11 Vu, Kien - 19 games (Pac-12 games only)

Date	Opponent	Pos	AB	R	H	RBI	2B	3B	HR	BB	SB	CS	HBP	SAC	SF	GDP	K	PO	A	E	Avg	
Mar 18	at Utah	pr/of	1	2	1	0	1	0	0	0	0	0	0	0	0	0	0	0	0	0	1.000	
Mar 19	at Utah	*of	3	1	2	0	0	0	0	0	0	0	0	1	0	0	0	1	2	0	.750	
Mar 24	ARIZONA	*of	2	1	0	0	0	0	0	0	0	0	0	1	0	0	0	1	1	0	.500	
Mar 26	ARIZONA	*of	3	2	1	1	0	0	1	1	0	0	0	0	0	0	0	3	0	0	.444	
Mar 31	at CAL	*of	3	0	1	1	0	0	0	0	0	0	0	1	0	0	1	4	0	0	.417	
Apr 01	at CAL	*of	4	1	1	0	0	0	0	0	0	0	0	0	0	0	2	2	1	0	.375	
Apr 02	at CAL	*of	6	2	3	1	0	0	0	0	1	0	0	0	0	0	0	1	7	0	.409	
Apr 06	WASHINGTON ST	*of	5	0	1	1	0	0	0	0	0	0	0	0	0	0	2	4	0	0	.370	
Apr 07	WASHINGTON ST	*of	4	0	0	0	0	0	0	0	0	0	0	0	0	0	3	1	1	0	.323	
Apr 08	WASHINGTON ST	*of	3	0	1	0	0	0	0	0	0	0	0	0	0	0	0	0	0	0	.324	
Apr 15	at Washington	*of	4	0	1	0	0	0	0	0	0	0	0	0	0	0	0	0	0	0	.316	
Apr 22	OREGON STATE	*of	5	1	2	0	0	0	0	0	1	0	0	0	0	0	0	1	0	0	.326	
Apr 23	OREGON STATE	*of	3	2	0	0	0	0	0	2	0	0	0	0	0	0	0	4	0	0	.304	
4/28/23	at Oregon	*of	3	0	0	0	0	0	0	0	0	0	0	0	0	0	2	2	0	0	.286	
4/29/23	at Oregon	*of	3	0	1	0	1	0	0	1	0	0	0	0	0	0	1	0	0	0	.288	
4/30/23	at Oregon	*of	3	0	0	0	0	0	0	1	0	0	1	0	0	0	2	1	0	0	.273	
May 06	STANFORD	*of	3	2	1	0	0	0	0	1	0	0	0	0	0	0	1	4	0	0	.276	
May 07	STANFORD	*of	3	0	0	0	0	0	0	1	0	0	0	0	0	0	3	3	0	0	.262	
May 13	at USC	*of	2	0	0	0	0	0	0	1	0	0	0	0	0	0	1	1	0	0	.254	
Totals			18gs	63	14	16	4	2	0	1	8	2	0	3	1	0	0	21	40	2	0	.254

On base pct. .365 • Slugging pct. .333

#39 Wainscott, Jesse - 7 appearances (Pac-12 games only)

Date	Opponent	GS	IP	H	R	ER	BB	SO	2B	3B	HR	WP	BK	HBP	IBB	Score	W-L	Sv	ERA	NP
Mar 17	vs Utah		1.0	2	1	1	0	0	2	0	0	0	0	0	0	9-7	0-0	1	9.00	16
Mar 19	at Utah		1.2	5	5	5	1	1	0	0	0	2	0	0	1	6-11	0-1	1	20.25	32
Mar 25	ARIZONA		1.0	0	0	0	0	0	0	0	0	0	0	0	0	7-4	0-1	1	14.73	7
Mar 26	ARIZONA		1.0	4	3	3	0	0	1	0	0	1	0	0	0	10-6	0-1	1	17.36	24
Mar 31	at CAL		0.2	0	0	0	1	0	0	0	0	1	0	0	0	4-1	0-1	1	15.19	9
Apr 06	WASHINGTON ST		1.2	1	1	1	0	3	0	0	1	0	0	0	0	6-5	0-1	1	12.86	19
Apr 08	WASHINGTON ST		1.2	1	0	0	0	2	1	0	0	0	0	0	0	4-1	0-1	1	10.38	21
Totals		0	8.2	13	10	10	2	6	4	0	1	4	0	0	1	46-35	0-1	1	10.38	-

#8 Weaver, Jonny - 2 games (Pac-12 games only)

Date	Opponent	Pos	AB	R	H	RBI	2B	3B	HR	BB	SB	CS	HBP	SAC	SF	GDP	K	PO	A	E	Avg
Apr 06	WASHINGTON ST	ph	2	0	1	0	0	0	0	0	0	0	0	0	0	0	1	0	0	0	.500
4/29/23	at Oregon	ph	1	0	0	0	0	0	0	0	0	0	0	0	0	0	0	0	0	0	.333
Totals			0gs	3	0	1	0	0	0	0	0	0	0	0	0	0	1	0	0	0	.333

On base pct. .333 • Slugging pct. .333