

ASU 2019-2020 SCHEDULE

Date Opp. (TV/Radio).....FINAL/TIP

11/9 Colorado (ESPN2)..... L, 71-81

AIR FORCE RESERVE TIP-OFF/TEMPE

11/14 CCSU (P12/92.3 FM)..... W, 90-49

11/17 Rider (P12/620 AM)..... W, 92-55

AIR FORCE RESERVE TIP-OFF/CONN

11/23 St. John's (ESPN3/620 AM) W, 80-67

11/24 #7 UVA (ESPN/620 AM) L, 45-48

11/26 @Princeton (ESPN+/620).... W, 67-65

12/3 @San Fran (CBSSN/98.7).... W, 71-67

12/7 Louisiana (P12/620 AM)..... W, 77-65

12/11 Prairie View (P12/620 AM) .. W, 88-79

12/14 Georgia (P12/620 AM) W, 79-59

12/18 St. Mary's (PHX) (P12/98.7) . L, 56-96

12/21 Creighton (P12/620 AM) L, 60-67

12/28 TX-South. (P12/98.7 FM)..... W, 98-81

1/4 @#25 Arizona (P12/98.7 FM)L, 47-75

1/9 @Oregon St. (ESPN/98.7) W, 82-76

1/11 @#9 Oregon (P12/98.7 FM) . L, 69-78

1/16 #20 Colorado (ESPN2/98.7) L, 61-68

1/18 Utah (P12/620 AM)..... W, 83-64

1/25 #22 Arizona (P12/98.7 FM)..... 7:30

1/29 @Washington St. (ESPN)..... 8 PT

2/1 @Washington (P12)..... 7:30 PT

2/6 UCLA (ESPN2/U)..... 9

2/8 USC (FS1)..... 8

2/13 @Stanford (ESPN2/U)..... 8 PT

2/16 @California (ESPN)..... 3 PT

2/20 Oregon (ESPN/2)..... 7

2/22 Oregon St. (ESPN2/U)..... 6

2/27 @UCLA (P12)..... 8 PT

2/29 @USC (ESPN2/U)..... 5 PT

3/5 Washington (ESPN2/U)..... 7

3/7 Washington State (P12)..... 4:30

3/11 Pac-12 Tournament..... Las Vegas

TURNED IT AROUND FAST

Buffalo was 285-369 (.436) in 22 seasons after going Division I (1991-2013). The Bulls were 42-20 (.677) in Coach Hurley's two seasons. He is 126-85 in seven years as a head coach and 84-65 at ASU.

FINAL FOUR TRIVIA: Coach Hurley is one of four current head coaches who won a Final Four MOP. Juan Dixon (2002), Danny Manning (1988) and Patrick Ewing (1984) are the others.

SUN DEVIL

M E N ' S B A S K E T B A L L

@SUNDEVILHOOPS (11-7; 2-3) HOSTS WILDCATS IN SATURDAY NIGHT TILT

Sat., Jan. 25 - vs. #22 Arizona 7:30 p.m./Pac-12/98.7 FM 6-6 vs. UA in Tempe past 12

Wed., Jan. 29 - at Washington St. 8 p.m. PT/ESPN 3-2 at WSU past 5

Sat., Feb. 1 - at Washington 7:30 p.m. PT/Pac-12 ASU won only meeting last year

The Arizona State Sun Devil men's hoops team (11-7; 2-3) -- coming off back-to-back NCAA Tournaments for the first time since 1980-81 and the only Pac-12 team to make the NAAs the past two seasons -- hosts No. 22 Arizona Saturday in a Pac-12 Network game tipping at 7:30 p.m., with Roxy Bernstein and Bill Walton on the call. Prior to its past two NCAA appearances under Bobby Hurley, ASU had made the NCAA Tournament three times in previous 22 seasons (1996-2017). Quick stats: Remy Martin is the only Pac-12 player since 1996-97 to open conference play with five straight games of 20+ points, while ASU is 16-5 when Rob Edwards scores 13 in his two seasons.

ABOUT THE PAC-12 STATS: ASU leads the Pac-12 in steals with 143 in 18 games (7.94 per game)...Remy Martin ranks fourth in scoring (19.5 points per game), ninth in assists per game (4.17) and second in steals per game (1.83)...Jalen Graham is sixth in blocks per game with 19 in 16 games (1.19)...Romello White is second in rebounding (9.29 per game) and leads league in field goal percentage at .663...Remy's 23.6 points per game in the five conference games leads the league...Romello White's six double-doubles is tied for fourth in the league...Martin's 12 20-point games is tied for league lead with CJ Ellenby of Washington State...Romello White's eight double-figure rebounding games is second in the league.

QUICK SERIES NOTES: ASU swept the series from Arizona last year for the first time since 2008-09 in two solid games with Remy Martin averaging 29 points (31 in Tempe and 27 in Tucson), shooting 18-of-31 (.580) from the field, 5-of-11 (.454) from three and 17-of-21 (.809) from the free throw line...last year's win in Tucson was ASU's first since 2010...Rob Edwards had 19 points in the Tempe win...Kimani Lawrence had 10 points in 33 minutes in the win in Tucson...ASU is 11-15 vs. Arizona in past 13 seasons and has split the games in Tempe in the past two, six, eight and 12 meetings.

REMY HEATING UP: Remy Martin became the 38th member of the Sun Devil 1,000-point club on Jan. 11 as he now has 1,072 career points in 82 career games (13.1 per game). He has 12 20-point games on the year and has posted six straight -- averaging 24.3 points in those six games. The six straight 20-point games matches best by a Sun Devil since Ike Diogu did it in 2004-05. Remy posted a career-high 33 points at Princeton on Nov. 26 and is averaging 19.5 points per game this year after averaging 11.3 in his first two years.

ASU CONSECUTIVE 20-POINT GAMES (LISTED MOST RECENT, 6 OR MORE)

6-Remy Martin, Jr. (Dec. 28, 2019-present)

6-Ike Diogu, Jr. (Dec. 22, 2004-Jan. 8, 2005)

8-Eddie House, Sr., (Dec. 18, 1999-Jan. 15, 2000)

7-Jeremy Veal, Sr. (Jan. 24-Feb.19, 1998)

7-Trent Edwards, Sr. (Feb. 11-March 9, 1989)

6-Seabern Hill, Jr. (Feb. 15-March 4, 1969)

LAST YEAR IN TEMPE -- ASU 95, ARIZONA 88 OT/JAN. 31, 2019: Remy Martin had 31 points and eight assists while Zylan Cheatham had 22 rebounds - the most by a Pac-12 player in a league game in 19 seasons - to lead ASU to the win over hot-shooting Arizona in Tempe last year. ASU had five players in double digits, as Luguentz Dort had 15 points with six assists, Rob Edwards 19 and Romello White 13. ASU made 16-of-22 (.727) from the field in the second half to counter UA's 14-of-28 three-point shooting. ASU outscored UA 12-5 in overtime and held UA to 0-of-4 field goals in the extra stanza and scored the first seven points.

ASU MEDIA RELATIONS: ASU men's basketball SID Doug Tammaro can be reached directly at 480-734-7795 or via e-mail at tammaro@asu.edu. The ASU website is: www.TheSunDevils.com.

Pos #	Name	Yr.	Ht./Wt.	2019-2020 SUN DEVIL ROSTER NOTES
F 00	Mickey Mitchell	Sr.	6-7/225	Worked his way back from back injury last year that kept him out all but six games
G 1	Remy Martin	Jr.	6-0/175	One of the most exciting players in the nation who takes and makes the 15-foot jumper
G 2	Rob Edwards	Sr.	6-5/205	Transfer from Cleveland State had solid 2018-19 season after overcoming injuries
G 3	Caleb Christopher	Fr.	6-1/180	Carson (Calif.) product from Mayfair High School
G 4	Kimani Lawrence	Jr.	6-8/220	Can guard 5 positions and play 4 of them
F 5	Elias Valtonen	So.	6-7/210	His turn to see the court; solid summer playing overseas
G 10	Jaelen House	Fr.	6-1/160	Combo guard is lightning fast from Shadow Mountain High School/dad is Eddie
G 11	Alonzo Verge Jr.	Jr.	6-3/167	Got a lot of buckets in junior college/43 points vs. Saint Mary's on Dec. 18
G 12	Micah Burno	Fr.	6-0/200	Chaparral High School product
F 15	John Olmsted	Fr.	6-10/215	Walkon with skills and height from Morenci, Ariz.
F 20	Khalid Thomas	Jr.	6-9/210	JC transfer from College of Southern Idaho/Portland product/GW 3PTer at Princeton
F 22	Andre Allen	Jr.	6-9/215	JC transfer from Arizona Western; 13.3 ppg/8.4 rpg last season
F 23	Romello White	Jr.	6-8/220	Three-year starter from Atlanta who played for Jerry Stackhouse in club hoops
F 24	Jalen Graham	Fr.	6-9/220	Long and skilled freshman from Phoenix's Mountain Pointe High School showing flashes
G 25	Grant Fogerty	Sr.	6-0/175	Senior walkon from nearby Desert Mountain HS
F 30	Kyle Feit	So.	6-4/190	IMG Academy (Fla.) walkon who sat last year with injury
F 35	Taeshon Cherry	So.	6-9/220	Sun Devils are 8-0 when he scores in double digits

Head Coach: Bobby Hurley/42-20 at Buffalo (2013-15); 1992 Final Four MOP

Coaching Staff: Rashon Burno (Associate HC), Eric Brown, Rasheen Davis

Special Assistant to HC: Ben Wood **Operations:** Derrick Wrobel



AS PAC-12 PLAY BEGINS: ASU finished second in the Pac-12 for just the fourth time in its 41-year Pac-10/12 history last year (2009-10, 1980-81 and 1979-80). ASU won 12 loop games for just the sixth time.

BEST PAC-12 RECORDS

16-2: 1980-81

15-3: 1979-80

12-6: 2018-19, 2009-10, 1994-95, 1982-83

ROAD: ASU opened Pac-12 play with three straight on the road for the seventh time in the past 12 seasons and for the third time in Coach Hurley's five seasons (also in 2017-18, 2016-17, 2014-15, 2011-12, 2010-11 and 2008-09). Coach Hurley's squad navigated something similar as in the past three seasons six times teams have opened with five of first seven on the road (as USC is doing this year). ASU in 2017-18 is the only one of the six to make the NCAA Tournament in that time.

DARN IT, HE WAS PLAYING WELL: Junior Romello White sprained his right ankle on Dec. 28 vs. Texas Southern and only played the first eight minutes as his stats took a hit as he played limited minutes at Arizona on Jan. 4. He had 18 points and 17 rebounds in the Georgia win on Dec. 14 and was averaging 14.7 points and 13.7 rebounds and was 32-of-44 (.727) from the field in his previous six games to TSU (Dec. 28).

SOME SOLID DUBS: Bobby Hurley has led ASU to a 47-16 regular season non-conference record in his five years, with notable wins over NC State, at Creighton, Texas A&M, UNLV (twice), Stephen F. Austin, Kansas State, Xavier, St. John's (twice plus a NCAA Tournament win), Kansas (twice), Vanderbilt and Georgia (twice).

ROAD WINS: ASU's 5-4 Pac-12 road mark last year was its best since the 2009-10 and 2008-09 teams went 5-4 and matched ASU's best Pac-12 road mark in 39 seasons. Last year was only ASU's sixth winning road record since it joined the Pac-10 in 1978-79 (41 seasons). Ned Wulk's 1980-81 (8-1) and 1979-80 (7-2) teams set the bar, while Bill Frieder's 1994-95 Sweet Sixteen team also went 5-4.

NCAA NOTE: ASU had been to four NCAA Tournaments (1995, 2003, 2009 and 2014) in 26 seasons (1992-2017) and not been back-to-back since 1980-81. Remy Martin, Kimani Lawrence and Romello White have now gone to the Dance in each of their first two seasons.

WHO WE LOST: Three regular rotation players are gone from last year, including All-Pac-12 performers Zylan Cheatham and Lu Dort (Pac-12 Freshman of the Year), as well as De'Quon Lake.

LOTS OF HOTEL PENS: ASU played five of its first seven in Shanghai, Connecticut, New Jersey and San Francisco as it spent 17 of its first 32 nights of the season in a hotel and flew 20,134 miles on nine flights. When Coach Hurley took the ASU job in April of 2015 he said ASU was going to play some folks and not be afraid to go on the road. ASU's tally of non-conference states in his five years is at 11 with other trips to the Bahamas (vs. Kentucky) and China. ASU has played non-conference games in New York (MSG and Barclays), Nebraska (Creighton), at Kentucky, Nevada (at UNLV), Florida (Old Spice Classic), California (San Francisco and San Diego State), at Kansas, at Georgia, Tennessee (Vanderbilt) and New Jersey (at Princeton).

CARRIED LEAGUE: In Bobby Hurley's first four seasons, ASU led the Pac-12 in wins over ranked out-of-conference teams in the regular season (five) with wins over Kansas (twice), Xavier, Mississippi State and Texas A&M. Four of the wins were away from Tempe. The rest of the league was 15-42 in those four seasons and seven of the teams had one or zero wins.

ON THE ROAD (AGAIN) TO START PAC-12: ASU opened Pac-12 on the road for the eighth time in past dozen seasons when it traveled to Arizona on Jan. 4. Ironically with the 20-game league slate and opening weekends announced, ASU will travel to Cal and make it nine times in past 13 years to open the Pac-12 season on the road next year.

**SUN DEVIL PAC-12 OPENERS PAST 12 SEASONS
(AND ALSO NEXT YEAR -- HOME GAMES BOLD)**

ASU @California (Dec. 3, 2020)
 @#25 Arizona 75, ASU 47 (Jan. 4, 2020)
Utah 96, ASU 86 (Jan. 3, 2019)
 @#17 Arizona 84, #3 ASU 78 (Dec. 30, 2017)
 ASU 98, @Stanford 93 (Dec. 30, 2016)
#4 Arizona 94, ASU 82 (Jan. 3, 2016)
 @#8 Arizona 73, ASU 49 (Jan. 4, 2015)
Washington 76, ASU 65 (Jan. 2, 2014)
ASU 55, Utah 54 OT (Jan. 2, 2013)
 @Arizona 68, ASU 51 (Dec. 31, 2011)
 @Oregon State 80, ASU 58 (Dec. 30, 2010)
 @UCLA 72, ASU 70 (Dec. 31, 2009)
 ASU 90, @Stanford 60 (Jan. 2, 2009)

CLOSE OUT AND HAND UP: Sun Devil opponents are shooting .321 from the three-point stripe, the third-best defensive mark in ASU history.

SUN DEVIL BEST THREE-POINT DEFENSE TEAMS

.317, 2009-10 (181-571)
 .319, 2008-09 (212-665)
 .321, 2019-20 (123-383)
 .326, 2012-13 (175-536)
 .333, 1994-95 (137-411)
 .334, 2018-19 (292-874)

ROAD: ASU won at Princeton (67-65/Nov. 26) and San Francisco (71-67/Dec. 3), as it is 7-2 (.778) in OOC road games under Bobby Hurley, after going 8-22 (.267) in its previous 30 efforts.

ASU OUT OF CONFERENCE ROADIES UNDER BOBBY HURLEY (7-2)

ASU 71, San Francisco 67 (Dec. 3, 2019)
 ASU 67, Princeton 65 (Nov. 26, 2019)
 Vanderbilt 81, ASU 65 (Dec. 17, 2018)
#20 ASU 76, Georgia 74 (Dec. 15, 2018)
#16 ASU 95, #2 Kansas 85 (Dec. 10, 2017)
 ASU 74, San Diego State 63 (Dec. 10, 2016)
 ASU 66, UNLV 56 (Dec. 16, 2015)
#5 Kentucky 72, ASU 58 (Dec. 5, 2015)
 ASU 79, Creighton 77 (Dec. 2, 2015)

PHYSICAL: Top wingspans on the team are Jalen Graham (7-2), Romello White (7-0) and Kimani Lawrence (6-11 1/2). Best standing vertical is Graham (32.5"), while Remy Martin is next (31.5") while best approach verticals are Remy (40.5"), Jaelen House (39.5") and Graham (39").

REMY MARTIN 20+ SCORING TILTS (19)

33 at Princeton (11/26/19)
 31 vs. Arizona (1/31/19)
 29 at Oregon (1/11/20)
 27 at Arizona (3/9/19)
 25 vs. #20 Colorado (1/16/20)
 24 at Oregon State (1/9/20)
 24 at California (1/9/19)
 23 vs. Texas Southern (12/28/19)
 23 vs. Georgia (12/14/19)
 23 vs. Colorado/China (11/9/19)
 22 vs. Utah (1/3/19)
 21 vs. Prairie View A&M (12/11/19)
 21 vs. #7 Virginia (11/23/19)
 21 at Georgia (12/15/18)
 21 at #2 Kansas (12/10/17)
 20 vs. Utah (1/18/20)
 20 at #25 Arizona (1/4/20)
 20 vs. Rider (11/17/19)
 20 vs. Colorado/Las Vegas (3/7/18)

ROMELLO WHITE TOP SCORING TILTS

25 vs. Northern Arizona (11/17/17)
 22 vs. St. John's at STAPLES (12/8/17)
 21 at Washington State (2/4/18)
 19 vs. #20 Colorado (1/16/20)
 19 vs. Louisiana (12/7/19)
 19 vs. UCLA (3/13/19)
 19 vs. Colorado (1/5/19)
 19 vs. Texas Southern (12/1/18)
 19 at Stanford (1/17/18)
 19 vs. Kansas State in Las Vegas (11/23/17)

ROMELLO WHITE

14 DOUBLE-DOUBLES (6 IN 2019-20)

19/10 vs. #20 Colorado (1/16/20)
 18/12 vs. Creighton (12/21/19)
 18/17 vs. Georgia (12/14/19)
 14/16 vs. Prairie View A&M (12/11/19)
 19/14 vs. Louisiana (12/7/19)
 14/11 at San Francisco (12/3/19)
 18/11 vs. Princeton (12/29/18)
 19/14 vs. Texas Southern (12/1/18)
 13/11 vs. California (3/1/18)
 10/14 at Washington (2/1/18)
 10/11 at Colorado (1/4/18)
 14/11 vs. UC Irvine (11/9/17)
 16/15 vs. San Diego State (11/14/17)
 16/13 vs. San Francisco (2/2/17)

BOBBY HURLEY YEAR-BY-YEAR

7-YEAR TOTALS: 126-85 (.597)

ASU: 84-65 (.563/5 SEASONS)

2019-20: 11-7

2018-19: 23-11

2017-18: 20-12

2016-17: 15-18

2015-16: 15-17

BUFFALO (42-20/.677)

2014-15: 23-10

2013-14: 19-10

COACH AS PLAYER: Coach Hurley's 145 assists in 20 games is a NCAA Tournament record. Other numbers:

.583: In the 1992 Final Four, Coach made 7-of-12 three pointers en route to the Most Outstanding Player honors.

.667: In the April 4, 1992 Final Four game vs. Indiana, Coach went 6-of-9 from the three-point stripe.

2: In addition to 1992 Most Outstanding Player honors, Coach also earned 1991 All-Tournament Team honors.

9: In the 1991 title game vs. Kansas on April 1, he posted nine assists.

119: 119-26 (.821) in his four years at Duke.

18-2: 18-2 in NCAA Tournament career.

3-PTERS IN NCAA TOURNAMENT

47, Lee Humphrey, UF, 2004-07

43, Shelvin Mack, Butler, 2009-11

42, Bobby Hurley, Duke, 1990-93

NCAA TOURNAMENT GAMES

23, Christian Laettner, Duke, 1989-92

22, Greg Koubek, Duke, 1988-91

22, Brian Davis, Duke, 1989-92

21, Wayne Turner, Kentucky, 1996-99

20, Thomas Hill, Duke, 1990-93

20, Bobby Hurley, Duke, 1990-93

20, Grant Hill, Duke, 1991-94

20, Antonio Lang, Duke, 1991-94

2018-19 QUICK REVIEW: ASU was 23-11 and 12-6 (second) in the Pac-12 after being picked sixth in the preseason media poll. It beat No. 1 Kansas on Dec. 22, ASU's first win over No. 1 at home and second all-time (won at Oregon State in March of 1981) and notched first NCAA Tournament win since 2009 with a 74-65 victory over St. John's on March 20.

THAT HALFTIME STAT: ASU has 23 wins (11 on the road) when trailing at the half under Bobby Hurley in five seasons, after going 12-64 (.157) the previous five seasons. It did it seven times in 2017-18 and did it in 2018-19 at Georgia, vs. No. 1 Kansas, at California, at UCLA, vs. Cal and at Oregon State. This year it has halftime comeback wins over St. John's and at Princeton.

OUT OF GATE: Not many have been better early than ASU as it is 16-2 the past three seasons in November. The win list includes five teams that would make NCAA Tournament that same season.

ASU 16-2 NOVEMBER RECORD PAST THREE SEASONS

ASU 67, @Princeton 65 (Nov. 26, 2019)

#7 Virginia 48, ASU 45 (Nov. 24, 2019)

ASU 80, St. John's 67 (Nov. 23, 2019)

ASU 92, Rider 55 (Nov. 17, 2019)

ASU 90, Central Connecticut State 49 (Nov. 14, 2019)

Colorado 81, ASU 71 at Shanghai (Nov. 9, 2019)

ASU 89, Omaha 71 (Nov. 28, 2018)

ASU 87, Utah State 82 at Las Vegas (Nov. 21, 2018)/2019 MWC Champ and NCAA Team

ASU 72, #16 Mississippi State 67 at Las Vegas (Nov. 19, 2018)/2019 NCAA Team

ASU 90, Long Beach State 58 (Nov. 12, 2018)

ASU 80, McNeese State 52 (Nov. 9, 2018)

ASU 102, Cal State Fullerton 94, 2 OT (Nov. 6, 2018)

ASU 102, #15 Xavier 86 at Las Vegas (Nov. 24, 2017)/eventual No. 1 seed in 2018

ASU 92, Kansas State 90 at Las Vegas (Nov. 23, 2017)/Elite Eight in 2018

ASU 99, UC Irvine 78 (Nov. 19, 2017)

ASU 97, NAU 62 (Nov. 17, 2017)

ASU 90, San Diego State 68 (Nov. 14, 2017)/2018 NCAA team and MWC Tourney champ

ASU 94, Idaho State 74 (Nov. 10, 2017)

ROMELLO WHITE PAST NOTES: When he shoots it, he usually makes it. Romello made .625 of his shots in his first two seasons including 120-of-184 in his freshman year...coached by Jerry Stackhouse in the Atlanta AAU circuit...started 63 of 65 games his first two years and led team in offensive boards in each of the past two seasons with 77 last year and 79 in 2017-18...has two of the best field goal percentage mark's in Sun Devil history as he shot .652 in freshman year (fourth in Sun Devil record book) and .598 last year (ninth-best.)

ROMELLO WHITE TOP REBOUNTING GAMES

17 vs. Georgia (Dec. 14, 2019)

16 vs. Prairie View A&M (Dec. 11, 2019)

15 vs. San Diego State (Nov. 14, 2017)

14 vs. Louisiana (Dec. 7, 2019)

14 vs. Texas Southern (Dec. 1, 2018)

14 at Washington (Feb. 1, 2018)

13 vs. San Francisco (Dec. 2, 2018)

12 vs. Creighton (Dec. 21, 2019)

12 vs. Saint Mary's (Dec. 18, 2019)

REMY: Everyone loves Remy. Those in maroon and gold really love Remy because his two best scoring games last year were wins over Arizona -- 31 in 95-88 double OT win on Jan. 31 and 27 in final game of regular season on road on March 9)...led ASU to first sweep over Arizona since 2008-09 and first win in Tucson since 2010...40-inch vertical jump... second-team All-Pac-12 by the league's coaches in 2018-19...notched 21 points, eight rebounds, five assists and three steals to spark Sun Devils back from an 18-point deficit to a 76-74 victory at Georgia on Dec. 15, 2018, leading to his Dec. 17 Pac-12 Player of the Week Award. Had 12 points, five boards, two assists and two steals in the second half, including back-to-back baskets inside the final 3:11 which gave ASU its first lead of game at 71-70....led Pac-12 with a 2.4 assist-to-turnover ratio and second in league at five apg...had his November and early December of 2018 ruined by a bum ankle.

DOWN GOES RANKED TEAM: ASU has defeated six ranked teams in Bobby Hurley's Sun Devil tenure, including five out of conference. The Nov. 24, 2017, Xavier win was the highest ranked non-conference team ASU had topped since it beat No. 7 Maryland in the 1994 Maui Invitational...until it won at #2 Kansas on Dec. 10...until it beat #2 Kansas on Dec. 22, 2018.

@SUNDEVILHOOPS OOC WINS VS. RANKED TEAMS PAC-10/12 ERA

#18 ASU 80, #1 Kansas 76 (Dec. 22, 2018)/Bobby Hurley
 ASU 72, #15 Mississippi State 67 (Nov. 19, 2018)/Bobby Hurley
 #16 ASU 95, @#2 Kansas 85 (Dec. 10, 2017)/Bobby Hurley
 ASU 102, #15 Xavier 86 (Nov. 24, 2017 at Las Vegas)/Bobby Hurley
 ASU 67, #18 Texas A&M 54 (Dec. 5, 2015)/Bobby Hurley
 ASU 79, #25 Marquette 77 (Nov. 25, 2013)/Herb Sendek
 ASU 77, #17 Xavier 55 (Dec. 15, 2007)/Herb Sendek
 ASU 97, #7 Maryland 90 (Nov. 23, 1994 at Maui Invitational)/Bill Frieder
 ASU 79, #13 Michigan 62 (Nov. 22, 1994 at Maui Invitational)/Bill Frieder
 #14 ASU 71, #7 Ohio State 58 (Dec. 20, 1980)/Ned Wulk
 ASU 96, #12 Iowa 88 (Dec. 6, 1980)/Ned Wulk

ROB EDWARDS: Dropped buckets in big wins in 2018-19, with 15 off the bench vs. #1 Kansas, 19 vs. Arizona, 28 at Utah and 13 at Oregon State...when he scores 13, ASU is 16-5 and 10-2 when he scores 15...entered ASU with 909 points in 63 games (14.4 ppg.)...71-of-85 (.835) from the free throw line in 2018-19...missed six games early and only scored 14 points in the first nine games (14 in opener, six DNPs due to a back injury and zero points vs. Nevada and Georgia)...stats last year look a lot better when you remember he went from Nov. 7-Dec. 16 without scoring. In those three games he did play, he was 4-of-26 (.154) from field and 2-of-9 (.222) from three and had 14 points (all against CSF in the opener).

ROB EDWARDS TOP SUN DEVIL SCORING TILTS

28 at Utah (2/16/19)
 24 vs. Utah (1/18/20)
 23 vs. CCSU (11/14/19)
 20 vs. Colorado/China (11/9/19)
 19 vs. Arizona (1/31/19)
 18 at Oregon State (1/9/20)
 17 vs. Louisiana (12/7/19)
 16 vs. California (2/24/19)
 16 vs. Stanford (2/20/19)
 15 vs. Oregon (3/15/19)
 15 vs. UCLA (3/14/19)
 15 vs. #1 Kansas (12/22/18)

**KIMANI LAWRENCE
 TOP SCORING GAMES**

22 vs. #22 Mississippi State (11/19/18)
 18 vs. Omaha (11/28/18)
 16 vs. Cal State Fullerton (11/6/18)
 16 vs. McNeese State (11/9/18)
 15 at UCLA (1/24/19)
 13 vs. Washington State (2/7/19)
 13 vs. Texas Southern (12/1/18)
 13 vs. Long Beach State (11/12/18)

BUTTS IN SEATS: The past two seasons have resulted in the best average attendance marks in Sun Devil history.

**TOP AVERAGE SEASON
 ATTENDANCE MARKS**

2017-18: 10,603
 2018-19: 10,538
 1995-96: 9,514
 2008-09: 9,354
 1994-95: 9,333

**TEAM LEADERS IN 2019-20
 (includes shared)**

Scoring: Martin (13), Edwards (3), House (1), White (2), Verge (3)
Rebounding: White (14), Martin (1), Edwards (1), Verge (1), Cherry (2)
Assists: Martin (13), Verge (5), House (3), White (1)

THREE-POINT NOTE

Entering 2019-20 ASU has made a three-pointer in 621 straight games. The last time ASU did not make a three-pointer was in an 89-57 win over Washington in Tempe on Feb. 10, 2001.

**TAESHON CHERRY DOUBLE-DIGIT
 SCORING GAMES (8-0)**

19 vs. Omaha (Nov. 28, 2018)
 15 vs. Oregon (Jan. 19, 2019)
 15 vs. Utah State (Nov. 21, 2018)
 14 vs. Texas Southern (Dec. 1, 2018)
 12 vs. Oregon State (Jan. 17, 2019)
 11 vs. Utah (1/18/2020)
 11 vs. Stanford (Feb. 20, 2019)
 10 at San Francisco (Dec. 3, 2019)

Sun Devil Men's Basketball Head Coach Bobby Hurley

SUN DEVIL NOTABLES UNDER HEAD COACH BOBBY HURLEY



Hurley coaching courtside against No. 1 Kansas.

- Named 14th men's basketball coach of ASU on April 9, 2015.
- Sun Devils matched highest ranking in school history (third) in December of 2017.
- Finished second in Pac-12 in 2018-19 (12-6) for just the fourth time in school history (41 seasons).
- Defeated No. 1 Kansas on Dec. 22, 2018, the program's only home victory against the nation's top-ranked team.
- Notched its first NCAA Tournament win since 2009 and posted 23 wins for just the eighth time in school history in 2018-19.
- Prior to its past two NCAA appearances, ASU had made the NCAA Tournament three times in the previous 22 seasons (1996-2017).
- ASU has averaged 80.04 points per game the past two seasons, tops in the Pac-12.
- ASU had not made March Madness in back-to-back years since 1980-81, yet now ASU is the only Pac-12 school to make the NCAAs the last two seasons.
- Won exempt tournaments in November of 2017 and 2018 after not winning one since November of 1994.
- In 2017-18 ASU averaged a school-record 10,603 fans, as the 4,103 extra bodies from 2016-17 to 2017-18 was the second-best increase in all of college hoops.



Hurley celebrating with the team after beating No.1 Kansas in 2018.

SUN DEVIL INDIVIDUAL HIGHS (JAN. 19, 2020)

#00 MICKEY MITCHELL HIGHS

SEASON **CAREER**
4 vs. TX-Southern (12/28/19).... **POINTS** 12 (3 times)
5 vs. St. Mary's (12/18/19).... **REBOUNDS** 13 vs. Vanderbilt (12/17/17)
2 vs. St. Mary's (12/18/19)..... **STEALS** 3 vs. ARIZONA (2/15/18)
25 vs. TX-Southern (12/28/19).... **MIN.** 33 at Stanford (1/17/18)

#1 REMY MARTIN CAREER HIGHS

POINTS: 33 at Princeton (11/26/19)
FG MADE: 13 at Princeton (11/26/19)
FG ATT: 23 vs. COLORADO (1/16/20)/at Princeton (11/26/19)
3-PT MADE: 5 vs. ARIZONA (1/31/19)
REBOUNDS: 9 vs. Colorado/China (11/9/19)
ASSISTS: 11 at UCLA (1/24/19)
SEASON-HIGH ASSISTS: 8 vs. Colorado/China (11/9/19)
FT MADE: 9 vs. PRAIRIE VIEW A&M (12/11/19)
FT ATT.: 14 vs. vs. ARIZONA (1/31/19)
MINUTES: 41 vs. ARIZONA (1/31/19)

#2 ROB EDWARDS SUN DEVIL HIGHS

CLEVELAND STATE POINTS: 32 at Oakland (1/16/17)
ASU POINTS: 28 at Utah (2/16/19)
SEASON HIGH POINTS: 23 vs. CENTRAL CONNECTICUT STATE
3-POINT FIELD GOALS: 5 vs. CENTRAL CONNECTICUT STATE
REBOUNDS: 8 vs. St. John's (3/20/19)
MINUTES: 41 vs. CAL STATE FULLERTON (11/6/18)

#4 KIMANI LAWRENCE SUN DEVIL HIGHS

SEASON **CAREER**
11 (twice)..... **POINTS** 22 vs. #15 Miss. St. (11/19/18)
6 vs. Colorado (11/8/19)..... **REBOUNDS** . 8 (2x) at Vanderbilt (12/17/18)
1 (4 times)..... **ASSISTS** 5 (2x) vs. TX-SO (12/1/18)
29 at #25 Arizona (1/4/20)..... **MINUTES** 39 (2x) vs. TX-SO (12/1/18)

#5 ELIAS VALTONEN CAREER HIGHS

POINTS: 10 vs. St. John's (11/23/19)
REBOUNDS: 4 vs. Colorado (11/9/19)
ASSISTS: 2 (3 TIMES)
MINUTES: 28 vs. St. John's (11/23/19)

#10 JAELEN HOUSE CAREER HIGHS

POINTS: 20 vs. TEXAS SOUTHERN (12/28) and RIDER (11/17/19)
REBOUNDS: 6 vs. St. John's (11/23/19)
3-POINT FIELD GOALS: 5 vs. TEXAS SOUTHERN (12/28/19)
ASSISTS: 5 vs. CCSU (11/14/19)
STEALS: 6 vs. Georgia (12/14/19)
MINUTES: 30 (twice)

#11 ALONZO VERGE JR. HIGHS

POINTS: 43 vs. Saint Mary's (12/18/19)
REBOUNDS: 6 (twice)
ASSISTS: 7 vs. TEXAS SOUTHERN (12/28/19)
MINUTES: 37 vs. CREIGHTON (12/21/19)

#20 KHALID THOMAS HIGHS

POINTS: 14 at Princeton (11/26/19)
REBOUNDS: 5 at San Francisco (12/3/19)
MINUTES: 24 at Princeton (12/3/19)

#23 ROMELLO WHITE CAREER HIGHS

✓ AAU coach was Jerry Stackhouse
POINTS: 25 vs Northern Arizona (11/17/17)
REBOUNDS: 17 vs. GEORGIA (12/14/19)
FG MADE: 10 (2x) at Washington State (2/4/18)
FG ATTEMPTED: 12 vs Northern Arizona (11/17/17)
FREE THROWS MADE: 11 at Stanford (1/17/18)
FREE THROWS ATTEMPTED: 14 (twice)
BLOCKS: 3 (many times; vs. CCSU 11/14/19)
MINUTES: 39 vs Kansas State (11/23/17)

#35 TAESHON CHERRY HIGHS

SEASON **CAREER**
10 at USF (12/3/19) **POINTS** 19 vs. Omaha (11/28/18)
REBOUNDS 8 vs. COLORADO (1/16/20)
STEALS 4 vs. #1 KANSAS (12/22/18)
2 (twice)..... **3-PT FG MADE** 5 VS. OREGON (1/19/19)
28 vs. TX-SO (12/28/19) **MINUTES** . 31 vs. (2x) vs. TX-SO (12/1/18)

2019-20 SUN DEVIL HIGHS AND LOWS (11-7; 2-3)

SUN DEVIL TEAM HIGHS

POINTS: 98 vs. TEXAS SOUTHERN
FIELD GOALS: 36 vs. TEXAS SOUTHERN
FIELD GOAL ATTEMPTS: 82 vs. RIDER
FIELD GOAL%: .571 vs. TEXAS SOUTHERN (36-63)
3-PT FIELD GOALS: 12 vs TEXAS SOUTHERN
3-PT FIELD GOALS ATT: 32 vs. RIDER
3-PT % (10 ATT.): .611 vs. UTAH (11-18)
FREE THROWS: 37 vs. PRAIRIE VIEW A&M
FREE THROWS ATTEMPTED: 51 vs. PRAIRIE VIEW A&M
FREE THROW % (10 ATT.): .875 at #9 Oregon (14-16)
REBOUNDS: 46 vs. CENTRAL CONNECTICUT STATE
OFFENSIVE REBOUNDS: 16 vs. LOUISIANA
ASSISTS: 19 vs. TEXAS SOUTHERN/CENTRAL CONNECTICUT ST.
STEALS: 16 vs. RIDER
BLOCKS: 7 vs. #20 COLORADO
TURNOVERS: 17 vs. Georgia
FOULS: 25 vs. PRAIRIE VIEW A&M
FIRST HALF POINTS: 48 vs. TEXAS SOUTHERN
SECOND HALF POINTS: 54 vs. UTAH

SUN DEVIL TEAM LOWS

POINTS: 45 vs. Virginia
FIELD GOALS: 17 vs. Virginia
FIELD GOAL ATTEMPTS: 42 vs. Virginia
FIELD GOAL%: .305/18-59 at #25 Arizona
3-PT FIELD GOALS: 3 (twice)
3-PT FIELD GOALS ATT: 12 at San Francisco
3-PT % (10 ATT.): .136/3-22 vs. St. Mary's
FREE THROWS: 6 vs. Virginia
FREE THROWS ATTEMPTED: 8 vs. St. Mary's
FREE THROW % (10 ATT.): .421/8-19 at #25 Arizona
REBOUNDS: 26 vs. Virginia
ASSISTS: 2 at #25 Arizona
STEALS: 3 vs. COLORADO
BLOCKS: 1 (4 times)
TURNOVERS: 7 vs. RIDER
FOULS: 13 vs. Virginia
FIRST HALF POINTS: 17 at #25 Arizona
SECOND HALF POINTS: 24 vs. Virginia

SUN DEVIL INDIVIDUAL HIGHS

POINTS: 43 by Alonzo Verge Jr. vs. Saint Mary's
FIELD GOALS: 18 by Alonzo Verge Jr. vs. Saint Mary's
FIELD GOAL ATTEMPTS: 29 by Alonzo Verge Jr. vs. Saint Mary's
3-PT FGS: 5 by J. House vs. Texas Southern/Rob Edwards vs. CCSU
3-PT ATT: 11 by Remy Martin vs. COLORADO
FREE THROWS: 10 by Romello White vs. PRAIRIE VIEW A&M
FT ATTEMPTED: 14 by Romello White vs. PRAIRIE VIEW A&M
FREE THROW % (8 ATT.): Remy Martin 8-8 at #9 Oregon
REBOUNDS: 17 by Romello White vs. GEORGIA
ASSISTS: 8, Remy Martin vs. Colorado
STEALS: 6 by Jalen House vs. GEORGIA
BLOCKS: 5 by Jalen Graham vs. Colorado
TURNOVERS: 6 by Alonzo Verge Jr. vs. Saint Mary's

OPPONENT TEAM HIGHS

POINTS: 96 by Saint Mary's
FIELD GOALS: 34 by Saint Mary's
FIELD GOAL ATTEMPTS: 66 (3 times)
FIELD GOAL %: .596/34-57 vs. St. Mary's
3-POINTERS: 16 vs. St. Mary's
3-POINTER ATTEMPTS: 29 at #9 Oregon
3-POINT % (10 ATT.): .615/16-26 vs. St. Mary's
FREE THROWS: 22 at Oregon State
FREE THROW ATTEMPTS: 33 by PRAIRIE VIEW A&M
FREE THROW % (10 ATT.): .833 by TEXAS SOUTHERN (20-24)
REBOUNDS: 49 by #25 Arizona
OFFENSIVE REBOUNDS: 17 by St. John's
ASSISTS: 19 by Saint Mary's
STEALS: 11 by GEORGIA
BLOCKS: 6 at #25 Arizona/San Francisco
TURNOVERS: 29 vs. RIDER
FOULS: 32 by PRAIRIE VIEW A&M
FIRST HALF POINTS: 51 by Saint Mary's
SECOND HALF POINTS: 45 by Saint Mary's

OPPONENT TEAM LOWS

POINTS: 48 vs. Virginia
FIELD GOALS: 17 vs. CENTRAL CONNECTICUT STATE
FIELD GOAL ATTEMPTS: 49 (twice)
FIELD GOAL %: .298/17-57 vs. CENTRAL CONNECTICUT STATE
3-POINTERS: 2 by GEORGIA
3-POINTER ATTEMPTS: 15 at #25 Arizona
3-POINT % (10 ATT.): .083/2-24 by GEORGIA
FREE THROWS: 4 at Princeton
FT ATTEMPTS: 7 by Virginia
FREE THROW % (10 ATT.): .429/by RIDER (6-14)
REBOUNDS: 31 at Oregon State/by Virginia
ASSISTS: 5 at San Francisco
STEALS: 2 by CREIGHTON
BLOCKS: 0 by TEXAS SOUTHERN
TURNOVERS: 10 vs. Saint Mary's
FOULS: 13 by Virginia
FIRST HALF POINTS: 23 vs. Central Connecticut State
SECOND HALF POINTS: 22 vs. Virginia

OPPONENT INDIVIDUAL HIGHS

POINTS: 34 by Jordan Ford of Saint Mary's
FIELD GOALS: 12 by Jordan Ford of Saint Mary's
FIELD GOAL ATTEMPTS: twice
FG % (5 MADE): .889/8-9 by Ethan Thompson at Oregon State
3-PT FGS: 7 by Jordan Ford of Saint Mary's
3-PT ATT: 11 by Jordan Ford of Saint Mary's
FREE THROWS: 8 by Tyler Bey of COLORADO
FT ATTEMPTED: 13 by Darius Williams of PRAIRIE VIEW A&M
REBOUNDS: 18 by Richmond Arirguzoh at Princeton
ASSISTS: 12 by Tyrik Armstrong of TEXAS SOUTHERN
STEALS: 3 (five times)
BLOCKS: 4 by Kyle Kelly at Oregon State
TURNOVERS: 9 by Stevie Jordan of RIDER



2019-20 Arizona St. Men's Basketball
Season/Career Statistics
All games

Page 1/2
as of Jan 19, 2020

Summary

Player	Season Statistics										Career Statistics									
	GP-GS	MIN/G	FG%	3FG%	FT%	R/G	A/G	STL	BLK	PTS/G	GP-GS	MIN/G	FG%	3FG%	FT%	R/G	A/G	STL	BLK	PTS/G
ALLEN, Andre	4-0	3.2	.000	.000	.000	1.0	0.0	0	0	0.0	4-0	3.2	.000	.000	.000	1.0	0.0	0	0	0.0
BURNO, Micah	4-0	1.2	.000	.000	.000	0.0	0.0	1	0	0.0	4-0	1.2	.000	.000	.000	0.0	0.0	1	0	0.0
CHERRY, Taeshon	17-9	19.8	.384	.265	.500	2.9	0.6	6	6	5.1	47-12	18.3	.389	.321	.600	2.7	0.4	23	13	5.6
CHRISTOPHER, Caleb	6-0	3.9	.167	1.000	.750	0.3	0.0	1	0	1.0	6-0	3.9	.167	1.000	.750	0.3	0.0	1	0	1.0
EDWARDS, Rob	18-15	25.8	.368	.370	.750	3.2	0.5	12	1	10.1	46-36	27.9	.353	.373	.810	3.2	1.0	40	6	10.7
FEIT, Kyle	5-0	2.1	.400	.250	.750	0.4	0.0	0	0	1.6	9-0	1.7	.500	.333	.750	0.4	0.0	0	0	1.4
FOGERTY, Grant	4-0	1.3	.000	.000	.500	0.3	0.0	1	0	0.3	24-0	1.1	.333	.000	.500	0.0	0.1	1	0	0.1
GRAHAM, Jalen	16-2	10.7	.658	.000	.500	2.3	0.4	3	19	3.2	16-2	10.7	.658	.000	.500	2.3	0.4	3	19	3.2
HOUSE, Jaelen	17-0	21.2	.330	.318	.824	2.7	1.6	27	1	6.2	17-0	21.2	.330	.318	.824	2.7	1.6	27	1	6.2
LAWRENCE, Kimani	17-10	16.8	.388	.188	.483	2.8	0.3	15	7	4.8	70-25	18.9	.418	.276	.696	2.9	0.7	41	23	6.2
MARTIN, Remy	18-18	33.4	.435	.337	.750	3.4	4.2	33	1	19.5	82-46	29.3	.427	.332	.746	3.1	4.0	109	4	13.1
MITCHELL, Mickey	10-0	12.0	.308	.000	.667	2.6	0.5	5	2	1.0	40-11	17.8	.496	.348	.600	4.2	1.3	27	15	4.1
OLMSTED, John	3-0	1.4	.000	.000	.000	0.7	0.3	0	0	0.0	3-0	1.4	.000	.000	.000	0.7	0.3	0	0	0.0
THOMAS, Khalid	14-3	7.8	.500	.429	.500	1.2	0.1	8	1	2.3	14-3	7.8	.500	.429	.500	1.2	0.1	8	1	2.3
VALTONEN, Elias	15-8	16.2	.393	.538	.467	2.2	0.4	7	2	2.4	36-8	8.9	.432	.524	.529	1.1	0.2	10	6	1.4
VERGE JR. , Alonzo	15-9	25.2	.384	.195	.767	3.6	2.7	18	2	12.2	15-9	25.2	.384	.195	.767	3.6	2.7	18	2	12.2
WHITE, Romello	17-16	27.7	.663	.000	.620	9.3	0.8	6	20	10.7	82-79	25.3	.633	.000	.575	6.8	0.5	27	67	9.8

Scoring

Player	Season Statistics								Career Statistics							
	FG-FGA	FG%	3FG-3FGA	3FG%	FT-FTA	FT%	PTS	PTS/G	FG-FGA	FG%	3FG-3FGA	3FG%	FT-FTA	FT%	PTS	PTS/G
ALLEN, Andre	0-0	.000	0-0	.000	0-0	.000	0	0.0	0-0	.000	0-0	.000	0-0	.000	0	0.0
BURNO, Micah	0-0	.000	0-0	.000	0-0	.000	0	0.0	0-0	.000	0-0	.000	0-0	.000	0	0.0
CHERRY, Taeshon	33-86	.384	13-49	.265	8-16	.500	87	5.1	96-247	.389	53-165	.321	18-30	.600	263	5.6
CHRISTOPHER, Caleb	1-6	.167	1-1	1.000	3-4	.750	6	1.0	1-6	.167	1-1	1.000	3-4	.750	6	1.0
EDWARDS, Rob	60-163	.368	34-92	.370	27-36	.750	181	10.1	154-436	.353	85-228	.373	98-121	.810	491	10.7
FEIT, Kyle	2-5	.400	1-4	.250	3-4	.750	8	1.6	4-8	.500	2-6	.333	3-4	.750	13	1.4
FOGERTY, Grant	0-0	.000	0-0	.000	1-2	.500	1	0.3	1-3	.333	0-1	.000	1-2	.500	3	0.1
GRAHAM, Jalen	25-38	.658	0-0	.000	1-2	.500	51	3.2	25-38	.658	0-0	.000	1-2	.500	51	3.2
HOUSE, Jaelen	32-97	.330	14-44	.318	28-34	.824	106	6.2	32-97	.330	14-44	.318	28-34	.824	106	6.2
LAWRENCE, Kimani	31-80	.388	6-32	.188	14-29	.483	82	4.8	152-364	.418	42-152	.276	87-125	.696	433	6.2
MARTIN, Remy	124-285	.435	34-101	.337	69-92	.750	351	19.5	370-867	.427	100-301	.332	232-311	.746	1072	13.1
MITCHELL, Mickey	4-13	.308	0-2	.000	2-3	.667	10	1.0	59-119	.496	8-23	.348	36-60	.600	162	4.1
OLMSTED, John	0-1	.000	0-0	.000	0-0	.000	0	0.0	0-1	.000	0-0	.000	0-0	.000	0	0.0
THOMAS, Khalid	11-22	.500	6-14	.429	4-8	.500	32	2.3	11-22	.500	6-14	.429	4-8	.500	32	2.3
VALTONEN, Elias	11-28	.393	7-13	.538	7-15	.467	36	2.4	16-37	.432	11-21	.524	9-17	.529	52	1.4
VERGE JR. , Alonzo	71-185	.384	8-41	.195	33-43	.767	183	12.2	71-185	.384	8-41	.195	33-43	.767	183	12.2
WHITE, Romello	69-104	.663	0-0	.000	44-71	.620	182	10.7	302-477	.633	0-0	.000	199-346	.575	803	9.8



2019-20 Arizona St. Men's Basketball
Season/Career Statistics
All games

Page 2/2
as of Jan 19, 2020

Totals

Player	Season Statistics									Career Statistics								
	O-REB	D-REB	TOTAL	PF	FO	A	TO	A/TO		O-REB	D-REB	TOTAL	PF	FO	A	TO	A/TO	
ALLEN, Andre	0	4	4	2	0	0	0	0.0		0	4	4	2	0	0	0	0.0	
BURNO, Micah	0	0	0	1	0	0	1	0.0		0	0	0	1	0	0	1	0.0	
CHERRY, Taeshon	13	36	49	53	3	10	12	0.8		27	100	127	122	4	20	27	0.7	
CHRISTOPHER, Caleb	1	1	2	3	0	0	2	0.0		1	1	2	3	0	0	2	0.0	
EDWARDS, Rob	9	48	57	42	1	9	31	0.3		18	131	149	97	1	45	68	0.7	
FEIT, Kyle	0	2	2	0	0	0	1	0.0		0	4	4	1	0	0	2	0.0	
FOGERTY, Grant	0	1	1	0	0	0	0	0.0		0	1	1	3	0	2	0	0.0	
GRAHAM, Jalen	18	19	37	24	0	7	13	0.5		18	19	37	24	0	7	13	0.5	
HOUSE, Jaelen	10	36	46	38	0	28	22	1.3		10	36	46	38	0	28	22	1.3	
LAWRENCE, Kimani	20	28	48	36	1	5	14	0.4		66	134	200	156	3	51	69	0.7	
MARTIN, Remy	8	53	61	28	0	75	52	1.4		51	206	257	119	0	329	162	2.0	
MITCHELL, Mickey	10	16	26	20	0	5	7	0.7		51	116	167	99	2	50	46	1.1	
OLMSTED, John	1	1	2	0	0	1	0	0.0		1	1	2	0	0	1	0	0.0	
THOMAS, Khalid	4	13	17	8	0	2	1	2.0		4	13	17	8	0	2	1	2.0	
VALTONEN, Elias	4	29	33	29	0	6	9	0.7		5	36	41	36	0	8	15	0.5	
VERGE JR. , Alonzo	12	42	54	21	0	40	28	1.4		12	42	54	21	0	40	28	1.4	
WHITE, Romello	48	110	158	34	0	13	30	0.4		204	351	555	240	10	37	119	0.3	



2019-20 Arizona St. Men's Basketball Combined Team Statistics All games

Page 1/1
as of Jan 19, 2020

Game Records

Record	Overall	Home	Away	Neutral
ALL GAMES	11-7	7-2	3-2	1-3
CONFERENCE	2-3	1-1	1-2	0-0
NON-CONFERENCE	9-4	6-1	2-0	1-3

Score by Periods

Team	1st	2nd	OT	TOT
Arizona St.	588	728	0	1316
Opponents	575	665	0	1240

Team Box Score

No.	Player				Total		3-Point		F-Throw		Rebounds											
		GP-GS	MIN	AVG	FG-FGA	FG%	3FG-FGA	3FG%	FT-FTA	FT%	OFF	DEF	TOT	AVG	PF	DQ	A	TO	BLK	STL	PTS	AVG
1	MARTIN, Remy	18-18	600:53	33.4	124-285	.435	34-101	.337	69-92	.750	8	53	61	3.4	28	0	75	52	1	33	351	19.5
11	VERGE JR. , Alonzo	15-9	377:21	25.2	71-185	.384	8-41	.195	33-43	.767	12	42	54	3.6	21	0	40	28	2	18	183	12.2
23	WHITE, Romello	17-16	471:25	27.7	69-104	.663	0-0	.000	44-71	.620	48	110	158	9.3	34	0	13	30	20	6	182	10.7
2	EDWARDS, Rob	18-15	464:22	25.8	60-163	.368	34-92	.370	27-36	.750	9	48	57	3.2	42	1	9	31	1	12	181	10.1
10	HOUSE, Jaelen	17-0	360:12	21.2	32-97	.330	14-44	.318	28-34	.824	10	36	46	2.7	38	0	28	22	1	27	106	6.2
35	CHERRY, Taeshon	17-9	335:46	19.8	33-86	.384	13-49	.265	8-16	.500	13	36	49	2.9	53	3	10	12	6	6	87	5.1
4	LAWRENCE, Kimani	17-10	285:59	16.8	31-80	.388	6-32	.188	14-29	.483	20	28	48	2.8	36	1	5	14	7	15	82	4.8
24	GRAHAM, Jalen	16-2	170:53	10.7	25-38	.658	0-0	.000	1-2	.500	18	19	37	2.3	24	0	7	13	19	3	51	3.2
5	VALTONEN, Elias	15-8	243:18	16.2	11-28	.393	7-13	.538	7-15	.467	4	29	33	2.2	29	0	6	9	2	7	36	2.4
20	THOMAS, Khalid	14-3	109:42	7.8	11-22	.500	6-14	.429	4-8	.500	4	13	17	1.2	8	0	2	1	1	8	32	2.3
30	FEIT, Kyle	5-0	10:21	2.1	2-5	.400	1-4	.250	3-4	.750	0	2	2	0.4	0	0	0	1	0	0	8	1.6
0	MITCHELL, Mickey	10-0	119:37	12.0	4-13	.308	0-2	.000	2-3	.667	10	16	26	2.6	20	0	5	7	2	5	10	1.0
3	CHRISTOPHER, Caleb	6-0	23:07	3.9	1-6	.167	1-1	1.000	3-4	.750	1	1	2	0.3	3	0	0	2	0	1	6	1.0
25	FOGERTY, Grant	4-0	05:19	1.3	0-0	.000	0-0	.000	1-2	.500	0	1	1	0.3	0	0	0	0	0	1	1	0.3
15	OLMSTED, John	3-0	04:14	1.4	0-1	.000	0-0	.000	0-0	.000	1	1	2	0.7	0	0	1	0	0	0	0	0.0
22	ALLEN, Andre	4-0	12:38	3.2	0-0	.000	0-0	.000	0-0	.000	0	4	4	1.0	2	0	0	0	0	0	0	0.0
12	BURNO, Micah	4-0	04:55	1.2	0-0	.000	0-0	.000	0-0	.000	0	0	0	0.0	1	0	0	1	0	1	0	0.0
Team											21	37	58					7				
Total		18	3600		474-1113	.426	124-393	.316	244-359	.680	179	476	655	36.4	339	5	201	230	62	143	1316	73.1
Opponents		18	3600		442-1046	.423	123-383	.321	233-358	.651	189	517	706	39.2	338	9	224	293	64	104	1240	68.9

Team Statistics

	ASU	OPP
Scoring	1316	1240
Points per game	73.1	68.9
Scoring margin	+4.2	-
Field goals-att	474-1113	442-1046
Field goal pct	.426	.423
3 point fg-att	124-393	123-383
3-point FG pct	.316	.321
3-pt FG made per game	6.9	6.8
Free throws-att	244-359	233-358
Free throw pct	.680	.651
F-Throws made per game	13.6	12.9
Rebounds	655	706
Rebounds per game	36.4	39.2
Rebounding margin	-2.8	-
Assists	201	224
Assists per game	11.2	12.4
Turnovers	230	293
Turnovers per game	12.8	16.3
Turnover margin	+3.5	-
Assist/turnover ratio	0.9	0.8
Steals	143	104
Steals per game	7.9	5.8
Blocks	62	64
Blocks per game	3.4	3.6
Winning streak	1	-
Home win streak	1	-
Attendance	75886	34304
Home games-Avg/Game	9-8432	5-6861
Neutral site-Avg/Game	-	4-6181

Team Results

Date	Opponent		Score	Att.
11/08/2019	vs Colorado	L	71-81	4328
11/14/2019	Central Conn. St.	W	90-49	7496
11/17/2019	Rider	W	92-55	7472
11/23/2019	vs St. John's (NY)	W	80-67	7682
11/24/2019	vs Virginia	L	45-48	5822
11/26/2019	at Princeton	W	67-65	2727
12/03/2019	at San Francisco	W	71-67	2892
12/07/2019	Louisiana	W	77-65	7685
12/11/2019	Prairie View	W	88-79	6889
12/14/2019	Georgia	W	79-59	9067
12/18/2019	vs Saint Mary's (CA)	L	56-96	6892
12/21/2019	Creighton	L	60-67	9395
12/28/2019	Texas Southern	W	98-81	8795
01/04/2020	at Arizona	L	47-75	14644
01/09/2020	at Oregon St.	W	82-76	4828
01/11/2020	at Oregon	L	69-78	9213
01/16/2020	Colorado	L	61-68	9479
01/18/2020	Utah	W	83-64	9608



2019-20 Arizona St. Men's Basketball
Team Overall Conference
All games

Page 1/2
as of Jan 19, 2020

Summary

	Overall Statistics											Conference Statistics										
Player	GP-GS	MIN/G	FG%	3FG%	FT%	R/G	A/G	STL	BLK	PTS/G	GP-GS	MIN/G	FG%	3FG%	FT%	R/G	A/G	STL	BLK	PTS/G		
MARTIN, Remy	18-18	33.4	.435	.337	.750	3.4	4.2	33	1	19.5	5-5	36.2	.422	.368	.750	2.8	4.4	6	0	23.6		
VERGE JR. , Alonzo	15-9	25.2	.384	.195	.767	3.6	2.7	18	2	12.2	5-4	21.8	.244	.111	.667	2.8	2.4	4	2	6.2		
WHITE, Romello	17-16	27.7	.663	.000	.620	9.3	0.8	6	20	10.7	5-5	29.3	.600	.000	.538	7.4	0.6	2	6	8.6		
EDWARDS, Rob	18-15	25.8	.368	.370	.750	3.2	0.5	12	1	10.1	5-2	24.4	.455	.500	.750	2.0	1.0	5	0	12.6		
HOUSE, Jaelen	17-0	21.2	.330	.318	.824	2.7	1.6	27	1	6.2	4-0	22.2	.267	.167	.571	2.3	0.8	2	0	3.3		
CHERRY, Taeshon	17-9	19.8	.384	.265	.500	2.9	0.6	6	6	5.1	5-5	20.9	.350	.333	.200	4.0	0.4	0	4	3.8		
LAWRENCE, Kimani	17-10	16.8	.388	.188	.483	2.8	0.3	15	7	4.8	5-4	21.6	.345	.167	.667	3.8	0.4	4	4	5.6		
GRAHAM, Jalen	16-2	10.7	.658	.000	.500	2.3	0.4	3	19	3.2	5-0	8.6	.615	.000	.000	2.4	0.2	0	5	3.2		
VALTONEN, Elias	15-8	16.2	.393	.538	.467	2.2	0.4	7	2	2.4	2-0	9.5	.500	1.000	.000	0.5	0.0	2	0	1.5		
THOMAS, Khalid	14-3	7.8	.500	.429	.500	1.2	0.1	8	1	2.3	1-0	1.1	.000	.000	.000	0.0	0.0	0	0	0.0		
FEIT, Kyle	5-0	2.1	.400	.250	.750	0.4	0.0	0	0	1.6	1-0	0.3	.000	.000	.000	0.0	0.0	0	0	0.0		
MITCHELL, Mickey	10-0	12.0	.308	.000	.667	2.6	0.5	5	2	1.0	5-0	14.6	.400	.000	1.000	3.2	0.4	2	2	1.2		
CHRISTOPHER, Caleb	6-0	3.9	.167	1.000	.750	0.3	0.0	1	0	1.0	2-0	1.2	.000	.000	1.000	0.0	0.0	0	0	1.0		
FOGERTY, Grant	4-0	1.3	.000	.000	.500	0.3	0.0	1	0	0.3	1-0	0.3	.000	.000	.000	1.0	0.0	0	0	0.0		
OLMSTED, John	3-0	1.4	.000	.000	.000	0.7	0.3	0	0	0.0	1-0	0.3	.000	.000	.000	0.0	0.0	0	0	0.0		
ALLEN, Andre	4-0	3.2	.000	.000	.000	1.0	0.0	0	0	0.0	0-0	0.0	.000	.000	.000	0.0	0.0	0	0	0.0		
BURNO, Micah	4-0	1.2	.000	.000	.000	0.0	0.0	1	0	0.0	1-0	0.3	.000	.000	.000	0.0	0.0	0	0	0.0		
Totals	18		.426	.316	.680	36.4	11.2	143	62	73.1	5		.405	.346	.648	34.6	10.4	27	23	68.4		
Opponent	18		.423	.321	.651	39.2	12.4	104	64	68.9	5		.444	.346	.656	39.0	15.0	29	21	72.2		

Scoring

Player	Overall Statistics								Conference Statistics							
	FG-FGA	FG%	3FG-3FGA	3FG%	FT-FTA	FT%	PTS	PTS/G	FG-FGA	FG%	3FG-3FGA	3FG%	FT-FTA	FT%	PTS	PTS/G
MARTIN, Remy	124-285	.435	34-101	.337	69-92	.750	351	19.5	43-102	.422	14-38	.368	18-24	.750	118	23.6
VERGE JR. , Alonzo	71-185	.384	8-41	.195	33-43	.767	183	12.2	11-45	.244	1-9	.111	8-12	.667	31	6.2
WHITE, Romello	69-104	.663	0-0	.000	44-71	.620	182	10.7	18-30	.600	0-0	.000	7-13	.538	43	8.6
EDWARDS, Rob	60-163	.368	34-92	.370	27-36	.750	181	10.1	20-44	.455	14-28	.500	9-12	.750	63	12.6
HOUSE, Jaelen	32-97	.330	14-44	.318	28-34	.824	106	6.2	4-15	.267	1-6	.167	4-7	.571	13	3.3
CHERRY, Taeshon	33-86	.384	13-49	.265	8-16	.500	87	5.1	7-20	.350	4-12	.333	1-5	.200	19	3.8
LAWRENCE, Kimani	31-80	.388	6-32	.188	14-29	.483	82	4.8	10-29	.345	2-12	.167	6-9	.667	28	5.6
GRAHAM, Jalen	25-38	.658	0-0	.000	1-2	.500	51	3.2	8-13	.615	0-0	.000	0-0	.000	16	3.2
VALTONEN, Elias	11-28	.393	7-13	.538	7-15	.467	36	2.4	1-2	.500	1-1	1.000	0-2	.000	3	1.5
THOMAS, Khalid	11-22	.500	6-14	.429	4-8	.500	32	2.3	0-0	.000	0-0	.000	0-0	.000	0	0.0
FEIT, Kyle	2-5	.400	1-4	.250	3-4	.750	8	1.6	0-0	.000	0-0	.000	0-0	.000	0	0.0
MITCHELL, Mickey	4-13	.308	0-2	.000	2-3	.667	10	1.0	2-5	.400	0-1	.000	2-2	1.000	6	1.2
CHRISTOPHER, Caleb	1-6	.167	1-1	1.000	3-4	.750	6	1.0	0-1	.000	0-0	.000	2-2	1.000	2	1.0
FOGERTY, Grant	0-0	.000	0-0	.000	1-2	.500	1	0.3	0-0	.000	0-0	.000	0-0	.000	0	0.0
OLMSTED, John	0-1	.000	0-0	.000	0-0	.000	0	0.0	0-0	.000	0-0	.000	0-0	.000	0	0.0
ALLEN, Andre	0-0	.000	0-0	.000	0-0	.000	0	0.0	0-0	.000	0-0	.000	0-0	.000	0	0.0
BURNO, Micah	0-0	.000	0-0	.000	0-0	.000	0	0.0	0-0	.000	0-0	.000	0-0	.000	0	0.0
Totals	474-1113	.426	124-393	.316	244-359	.680	1316	73.1	124-306	.405	37-107	.346	57-88	.648	342	68.4
Opponent	442-1046	.423	123-383	.321	233-358	.651	1240	68.9	122-275	.444	37-107	.346	80-122	.656	361	72.2



2019-20 Arizona St. Men's Basketball
Team Overall Conference
All games

Page 2/2
as of Jan 19, 2020

Totals

	Overall Statistics									Conference Statistics								
Player	O-REB	D-REB	TOTAL	PF	FO	A	TO	A/TO	HI PTS	O-REB	D-REB	TOTAL	PF	FO	A	TO	A/TO	HI PTS
MARTIN, Remy	8	53	61	28	0	75	52	1.4	33	1	13	14	9	0	22	15	1.5	29
VERGE JR. , Alonzo	12	42	54	21	0	40	28	1.4	43	2	12	14	6	0	12	8	1.5	9
WHITE, Romello	48	110	158	34	0	13	30	0.4	19	10	27	37	15	0	3	9	0.3	19
EDWARDS, Rob	9	48	57	42	1	9	31	0.3	24	0	10	10	12	1	5	7	0.7	24
HOUSE, Jaelen	10	36	46	38	0	28	22	1.3	20	3	6	9	10	0	3	4	0.8	9
CHERRY, Taeshon	13	36	49	53	3	10	12	0.8	11	4	16	20	16	1	2	3	0.7	11
LAWRENCE, Kimani	20	28	48	36	1	5	14	0.4	11	10	9	19	12	0	2	3	0.7	9
GRAHAM, Jalen	18	19	37	24	0	7	13	0.5	10	8	4	12	7	0	1	3	0.3	6
VALTONEN, Elias	4	29	33	29	0	6	9	0.7	10	0	1	1	2	0	0	2	0.0	3
THOMAS, Khalid	4	13	17	8	0	2	1	2.0	14	0	0	0	0	0	0	0	0.0	0
FEIT, Kyle	0	2	2	0	0	0	1	0.0	5	0	0	0	0	0	0	0	0.0	0
MITCHELL, Mickey	10	16	26	20	0	5	7	0.7	4	5	11	16	13	0	2	6	0.3	2
CHRISTOPHER, Caleb	1	1	2	3	0	0	2	0.0	4	0	0	0	0	0	0	1	0.0	2
FOGERTY, Grant	0	1	1	0	0	0	0	0.0	1	0	1	1	0	0	0	0	0.0	0
OLMSTED, John	1	1	2	0	0	1	0	1.0	0	0	0	0	0	0	0	0	0.0	0
ALLEN, Andre	0	4	4	2	0	0	0	0.0	0	0	0	0	0	0	0	0	0.0	0
BURNO, Micah	0	0	0	1	0	0	1	0.0	0	0	0	0	0	0	0	0	0.0	0
Totals	179	476	655	339	5	201	230	0.9	98	53	120	173	102	2	52	63	0.8	83
Opponent	189	517	706	338	9	224	293	0.8	96	48	147	195	82	1	75	70	1.1	78



2019-20 Arizona St. Men's Basketball
Points-rebounds-assists
All games

Page 1/1
as of Jan 19, 2020

Opponent	Date	Score		0 MITCHELL,M	1 MARTIN,REM	2 EDWARDS,RO	3 CHRISTOPHE	4 LAWRENCE,K	5 VALTONEN,E	10 HOUSE,JAEL	11 VERGE JR.	12 BURN, MICA	15 OLMSTED,JO	20 THOMAS,KHA
vs CU	11/08/2019	71-81	L	DNP	23-9-8	20-1-0	DNP	10-6-0	1-4-0	7-1-1	4-6-2	DNP	DNP	0-1-0
CCSU	11/14/2019	90-49	W	DNP	14-2-3	23-4-1	4-2-0	6-5-1	1-3-0	14-4-5	10-2-5	0-0-0	0-0-0	0-2-0
Rider	11/17/2019	92-55	W	DNP	20-3-3	5-3-0	0-0-0	2-2-0	6-3-1	20-5-2	11-6-4	0-0-0	0-2-1	2-0-0
vs SJU	11/23/2019	80-67	W	DNP	19-4-2	13-7-0	0-0-0	1-1-0	10-2-2	11-6-3	DNP	0-0-0	DNP	0-0-0
vs UVa	11/24/2019	45-48	L	DNP	21-1-3	10-6-0	DNP	0-3-0	0-3-0	0-4-3	DNP	DNP	DNP	0-0-1
at PU	11/26/2019	67-65	W	DNP	33-4-3	3-1-1	DNP	0-0-0	4-3-0	2-5-2	DNP	DNP	DNP	14-2-1
at USF	12/03/2019	71-67	W	DNP	14-6-5	5-5-0	DNP	7-2-0	6-2-0	0-1-1	3-1-2	DNP	DNP	3-5-0
LA	12/07/2019	77-65	W	DNP	15-1-4	17-5-1	DNP	2-3-0	0-2-2	9-4-1	4-3-2	DNP	DNP	2-3-0
PVAM	12/11/2019	88-79	W	0-0-0	21-3-3	14-1-0	DNP	4-1-1	5-3-0	5-1-2	20-4-2	DNP	DNP	2-2-0
UGa	12/14/2019	79-59	W	0-0-0	23-3-6	5-5-0	0-0-0	11-2-0	0-3-0	2-1-3	15-5-2	DNP	DNP	0-0-0
vs SMC	12/18/2019	56-96	L	0-5-1	0-1-1	0-4-0	DNP	0-1-0	0-2-0	0-1-0	43-3-2	DNP	DNP	0-0-0
CU	12/21/2019	60-67	L	0-1-0	7-5-7	2-2-1	DNP	DNP	0-1-0	3-2-1	19-4-0	DNP	DNP	3-0-0
TSU	12/28/2019	98-81	W	4-4-2	23-5-5	1-3-0	DNP	11-3-1	0-1-1	20-2-1	23-6-7	DNP	DNP	6-2-0
at UA	01/04/2020	47-75	L	2-3-0	20-3-1	2-2-0	0-0-0	8-5-0	DNP	3-4-0	8-2-1	DNP	DNP	DNP
at OSU	01/09/2020	82-76	W	2-4-2	24-0-3	18-4-2	DNP	9-5-0	0-0-0	1-1-1	7-4-5	DNP	DNP	DNP
at Oregon	01/11/2020	69-78	L	2-4-0	29-3-6	11-2-0	DNP	6-3-1	DNP	9-1-1	0-3-3	DNP	DNP	DNP
CU	01/16/2020	61-68	L	0-2-0	25-7-6	8-1-1	DNP	0-3-0	DNP	0-3-1	7-2-0	DNP	DNP	DNP
Utah	01/18/2020	83-64	W	0-3-0	20-1-6	24-1-2	2-0-0	5-3-1	3-1-0	DNP	9-3-3	0-0-0	0-0-0	0-0-0

Opponent	Date	Score		22 ALLEN,ANDR	23 WHITE,ROME	24 GRAHAM,JAL	25 FOGERTY,GR	30 FEIT,KYLE	35 CHERRY,TAE
vs CU	11/08/2019	71-81	L	0-2-0	DNP	6-3-1	DNP	DNP	DNP
CCSU	11/14/2019	90-49	W	0-1-0	2-11-1	10-4-3	1-0-0	1-1-0	4-2-0
Rider	11/17/2019	92-55	W	0-1-0	11-7-1	4-4-0	0-0-0	5-0-0	6-3-3
vs SJU	11/23/2019	80-67	W	0-0-0	15-9-0	4-4-0	0-0-0	2-0-0	5-3-2
vs UVa	11/24/2019	45-48	L	DNP	10-3-0	2-0-0	DNP	DNP	2-1-0
at PU	11/26/2019	67-65	W	DNP	11-9-3	0-1-0	DNP	DNP	0-1-0
at USF	12/03/2019	71-67	W	DNP	14-11-0	9-4-1	DNP	DNP	10-3-0
LA	12/07/2019	77-65	W	DNP	19-14-0	0-2-1	DNP	DNP	9-2-2
PVAM	12/11/2019	88-79	W	DNP	14-16-1	0-1-0	DNP	DNP	3-0-0
UGa	12/14/2019	79-59	W	DNP	18-17-1	0-1-0	DNP	DNP	5-3-0
vs SMC	12/18/2019	56-96	L	DNP	5-12-0	0-1-0	DNP	0-1-0	8-0-0
CU	12/21/2019	60-67	L	DNP	18-12-2	DNP	DNP	DNP	8-6-0
TSU	12/28/2019	98-81	W	DNP	2-0-1	DNP	DNP	DNP	8-5-1
at UA	01/04/2020	47-75	L	DNP	0-5-0	4-2-0	DNP	DNP	0-4-0
at OSU	01/09/2020	82-76	W	DNP	12-9-0	6-5-0	DNP	DNP	3-3-0
at Oregon	01/11/2020	69-78	L	DNP	7-9-1	2-0-0	DNP	DNP	3-0-0
CU	01/16/2020	61-68	L	DNP	19-10-1	0-2-0	DNP	DNP	2-8-1
Utah	01/18/2020	83-64	W	DNP	5-4-1	4-3-1	0-1-0	0-0-0	11-5-1



**2019-20 Arizona St. Men's Basketball
Team Game-by-Game
All games**

Page 1/1
as of Jan 19, 2020

				Total		3-Pointers		Free throws		Rebounds											
Opponent	Date	Score		FG-FGA	PCT	3FG-FGA	PCT	FT-FTA	PCT	OFF	DEF	TOT	AVG	PF	A	TO	BLK	STL	PTS	AVG	
vs Colorado	11/08/2019	71-81	L	25-65	.385	8-20	.400	13-18	.722	6	30	36	36.0	24	12	16	6	10	71	71.0	
Central Conn. St.	11/14/2019	90-49	W	29-65	.446	7-27	.259	25-33	.758	12	34	46	41.0	18	19	12	5	14	90	80.5	
Rider	11/17/2019	92-55	W	35-82	.427	10-32	.313	12-20	.600	15	30	45	42.3	18	15	7	6	16	92	84.3	
vs St. John's (NY)	11/23/2019	80-67	W	28-61	.459	5-19	.263	19-26	.731	11	28	39	41.5	19	9	13	4	6	80	83.3	
vs Virginia	11/24/2019	45-48	L	17-42	.405	5-19	.263	6-10	.600	4	22	26	38.4	13	7	15	2	8	45	75.6	
at Princeton	11/26/2019	67-65	W	24-53	.453	8-16	.500	11-17	.647	4	24	28	36.7	15	10	8	1	5	67	74.2	
at San Francisco	12/03/2019	71-67	W	26-62	.419	5-12	.417	14-19	.737	8	34	42	37.4	16	9	12	2	7	71	73.7	
Louisiana	12/07/2019	77-65	W	28-67	.418	6-26	.231	15-22	.682	16	26	42	38.0	18	13	12	1	10	77	74.1	
Prairie View	12/11/2019	88-79	W	23-51	.451	5-17	.294	37-51	.725	8	26	34	37.6	25	9	13	4	8	88	75.7	
Georgia	12/14/2019	79-59	W	33-67	.493	6-25	.240	7-16	.438	11	31	42	38.0	18	12	17	1	9	79	76.0	
vs Saint Mary's (CA)	12/18/2019	56-96	L	23-64	.359	3-22	.136	7-8	.875	10	23	33	37.5	20	4	15	3	5	56	74.2	
Creighton	12/21/2019	60-67	L	23-65	.354	7-26	.269	7-10	.700	11	26	37	37.5	14	11	11	3	5	60	73.0	
Texas Southern	12/28/2019	98-81	W	36-63	.571	12-25	.480	14-21	.667	10	22	32	37.1	19	19	16	1	13	98	74.9	
at Arizona	01/04/2020	47-75	L	18-59	.305	3-21	.143	8-19	.421	9	26	35	36.9	22	2	15	5	4	47	72.9	
at Oregon St.	01/09/2020	82-76	W	29-60	.483	8-16	.500	16-24	.667	9	29	38	37.0	24	13	12	3	10	82	73.5	
at Oregon	01/11/2020	69-78	L	23-59	.390	9-29	.310	14-16	.875	10	18	28	36.4	18	12	9	2	4	69	73.3	
Colorado	01/16/2020	61-68	L	24-70	.343	6-23	.261	7-11	.636	17	25	42	36.8	22	10	14	7	3	61	72.5	
Utah	01/18/2020	83-64	W	30-58	.517	11-18	.611	12-18	.667	8	22	30	36.4	16	15	13	6	6	83	73.1	
Total		1316		474-1113	.426	124-393	.316	244-359	.680	179	476	655	36.4	339	201	230	62	143	1316	73.1	
Opponents		1240		442-1046	.423	123-383	.321	233-358	.651	189	517	706	39.2	338	224	293	64	104	1240	68.9	

Arizona St. Averages

Games Played	Points/game	FG Pct	3FG Pct	FT Pct	Rebounds/game	Assists/game	Turnovers/game	Assist/Turnover ratio	Steals/game	Blocks/game
18	73.1	42.6	31.6	68.0	36.4	11.2	12.8	0.9	7.9	3.4



2019-20 Arizona St. Men's Basketball Opponents Game-by-Game All games


Page 1/1
as of Jan 19, 2020

				Total		3-Pointers		Free throws		Rebounds											
Opponent	Date	Score		FG-FGA	PCT	3FG-FGA	PCT	FT-FTA	PCT	OFF	DEF	TOT	AVG	PF	A	TO	BLK	STL	PTS	AVG	
vs Colorado	11/08/2019	71-81	L	30-65	.462	6-16	.375	15-25	.600	12	36	48	48.0	14	12	18	3	6	81	81.0	
Central Conn. St.	11/14/2019	90-49	W	17-57	.298	4-17	.235	11-21	.524	12	27	39	43.5	28	9	23	5	6	49	65.0	
Rider	11/17/2019	92-55	W	23-60	.383	3-21	.143	6-14	.429	12	35	47	44.7	22	10	29	3	7	55	61.7	
vs St. John's (NY)	11/23/2019	80-67	W	25-66	.379	3-16	.188	14-22	.636	17	24	41	43.8	21	9	16	4	4	67	63.0	
vs Virginia	11/24/2019	45-48	L	18-49	.367	5-16	.313	7-7	1.000	9	22	31	41.2	13	6	13	5	4	48	60.0	
at Princeton	11/26/2019	67-65	W	27-57	.474	7-26	.269	4-9	.444	7	28	35	40.2	17	13	11	3	3	65	60.8	
at San Francisco	12/03/2019	71-67	W	24-66	.364	8-28	.286	11-16	.688	11	30	41	40.3	17	5	11	6	7	67	61.7	
Louisiana	12/07/2019	77-65	W	21-49	.429	8-24	.333	15-20	.750	5	29	34	39.5	20	7	20	3	4	65	62.1	
Prairie View	12/11/2019	88-79	W	25-58	.431	8-16	.500	21-33	.636	13	26	39	39.4	31	16	20	3	6	79	64.0	
Georgia	12/14/2019	79-59	W	23-66	.348	2-24	.083	11-20	.550	15	28	43	39.8	20	12	19	1	11	59	63.5	
vs Saint Mary's (CA)	12/18/2019	56-96	L	34-57	.596	16-26	.615	12-17	.706	5	32	37	39.5	16	19	10	3	10	96	66.5	
Creighton	12/21/2019	60-67	L	27-61	.443	7-24	.292	6-8	.750	9	34	43	39.8	15	15	11	4	2	67	66.5	
Texas Southern	12/28/2019	98-81	W	26-60	.433	9-22	.409	20-24	.833	14	19	33	39.3	22	16	22	0	5	81	67.6	
at Arizona	01/04/2020	47-75	L	30-63	.476	4-15	.267	11-22	.500	11	38	49	40.0	18	17	13	6	6	75	68.1	
at Oregon St.	01/09/2020	82-76	W	23-50	.460	8-21	.381	22-31	.710	5	26	31	39.4	18	13	14	5	5	76	68.7	
at Oregon	01/11/2020	69-78	L	26-54	.481	12-29	.414	14-23	.609	10	27	37	39.3	16	16	12	4	4	78	69.3	
Colorado	01/16/2020	61-68	L	21-52	.404	7-18	.389	19-26	.731	8	32	40	39.3	16	13	13	3	8	68	69.2	
Utah	01/18/2020	83-64	W	22-56	.393	6-24	.250	14-20	.700	14	24	38	39.2	14	16	18	3	6	64	68.9	
Total		1240		442-1046	.423	123-383	.321	233-358	.651	189	517	706	39.2	338	224	293	64	104	1240	68.9	
Arizona St.		1316		474-1113	.426	124-393	.316	244-359	.680	179	476	655	36.4	339	201	230	62	143	1316	73.1	

Opponents Averages

Games Played	Points/game	FG Pct	3FG Pct	FT Pct	Rebounds/game	Assists/game	Turnovers/game	Assist/Turnover ratio	Steals/game	Blocks/game
18	68.9	42.3	32.1	65.1	39.2	12.4	16.3	0.8	5.8	3.6


2019-20 SUN DEVIL TV ROSTER



00 MICKEY MITCHELL
F 6-7 225 SR
Orlando, FL



1 REMY MARTIN
G 6-0 175 JR
Chatsworth, CA



2 ROB EDWARDS
G 6-5 205 SR
Detroit, MI




3 CALEB CHRISTOPHER
G 6-1 180 FR
Carson, CA




4 KIMANI LAWRENCE
F 6-8 220 JR
Providence, RI



5 ELIAS VALTONEN
G 6-7 195 SO
Eura, Finland



10 JAELEN HOUSE
G 6-2 160 FR
Phoenix, AZ




11 ALONZO VERGE, JR.
G 6-3 165 JR
Chicago, IL




12 MICAH BURNO
G 6-0 180 FR
Scottsdale, AZ



15 JOHN OLMSTED
F 6-10 215 FR
Morenci, AZ




20 KHALID THOMAS
F 6-9 210 JR
Portland, OR



22 ANDRE ALLEN
F 6-9 210 JR
Los Angeles, CA



23 ROMELLO WHITE
F 6-8 245 JR
Atlanta, GA



24 JALEN GRAHAM
F 6-9 205 FR
Phoenix, AZ



25 GRANT FOGERTY
G 6-0 175 SR
Scottsdale, AZ



30 KYLE FEIT
G 6-4 190 SO
West Palm Beach, FL



35 TAESHON CHERRY
F 6-8 210 SO
El Cajon, CA