

2021 Sun Devil Baseball

GAME NOTES - RHODE ISLAND

ARIZONA STATE

22-14 (10-8 Pac-12)

@ASU_Baseball

@TheSunDevils

GAMES 37-39

April 30-May 2

6:30 p.m./6:30 p.m./12:30 p.m. AZT

Phoenix Municipal Stadium

Phoenix Ariz.

Watch: Pac-12 Live Stream

Radio: 1060 AM KDUS

RHODE ISLAND

17-16-1 (5-3 A-10)

@RhodyBaseball

@GoRhodyRams

Five-Time NCAA Champions (1965, 1967, 1969, 1977, 1981) | 22 College World Series Appearances | 21 Conference Championships | 128 All-Americans | 14 National Players of the Year | 12 College Baseball Hall of Famers



ASU_BASEBALL



SUN DEVIL BASEBALL



ASU_BASEBALL

MEDIA RELATIONS CONTACT

Jeremy Hawkes

jdhawkes@asu.edu | C: 520-403-0121 | O: 480-965-9544

#10THINGS (Twitter-Friendly Notes)

1. Dating back to last year, ASU has held opponents to five runs or fewer in 39 of the 53 games since Jason Kelly's arrival.
2. The ASU bullpen has inherited 146 baserunners this year and allowed only 40 to score (27.3 percent) - the lowest total in at least 24 years.
3. The Sun Devils are fielding the second-youngest lineup among Power Five teams this year with freshmen representing 64.8% of the team ABs.
4. Drew Swift and Hunter Haas have committed just seven errors on the left side of the infield on 252 chances - the third-fewest in the Pac-12
5. Cam Dennie has allowed just one earned run over his last 14 games, lowering his ERA from 13.50 to a team-low 3.00 in the process.
6. ASU has lost just three game in which Tyler Thornton has started, going 11-3 in those games going back to last year.
7. Will Levine has inherited 12 runners this season and just one has scored. He has induced a team-high 7 double plays in 26.0 innings pitched
8. ASU is currently four in the nation in turning 35 doubles plays this season - notable as it had just six in the first 14 games.
9. The Sun Devils have stranded 310 opponent baserunners in 36 games this season - averaging over 8.6 per game.
10. Hunter Haas has 21 hits this season with runners in scoring position - nine more than any other player on the team.

#BYTHENUMBERS

Sun Devil baseball is fielding the second-youngest lineup among all Power-Five teams with freshmen representing 64.8 percent of the Sun Devil at-bats this season. Only Virginia Tech's 74.1 percent is higher. In fact, only three teams have over 50 percent of their at-bats registered by freshmen. All other Power Five programs combined average just 21.8 percent of the total at bats represented by freshmen. Despite that, ASU is batting .289 as a team - notable as the 10 youngest Power Five programs outside of ASU are batting a combined .263.

ASU has also done an exceptional job in not letting innings spiral out of control when turning to the pen with runners on the basepath. **The bullpen has inherited 146 baserunners on the year and allowed just 40 to score (27.3 percent).** For reference, the lowest percentages in the category at ASU since at least 1998 were 28.1 in 2010 and 28.5 in 2011. Leading that charge is Will Levine (12/1), Jared Glenn (16/2) and Christian Bodlovich (14/4). The Sun Devils have stranded opponent 310 baserunners in 36 games this year (8.6 per game).

ASU is now fourth in the nation with 35 double plays turned this season, which is especially impressive since the team had just six in the first 14 games of the season. The Sun Devils have posted 29 double plays in the last 22 games. Sean McLain leads all second basemen in the Pac-12 with 30 double plays turned, Drew Swift leads all shortstops in the league with 24 double plays and Hunter Haas leads all third basemen in the league with seven double plays. **ASU is currently 35th in the nation with a .976 fielding percentage this year.**

The left side of the Sun Devil infield has been exceptional this season as **Drew Swift and Hunter Haas have combined for just seven errors on 252 chances this season.** The seven errors mark the third-lowest on the left side of an infield in the Pac-12, behind Oregon and Utah's six on 235 and 156 chances, respectively. ASU's 252 chances on the left side of the infield are third-most for a primary duo in the Pac-12. Both Swift (24) and Haas (7) lead their positions in the league in double plays turned.

2021 @ASU BASEBALL Schedule

Date	Opponent	Time/Score
19-Feb	Sacramento State^	L 2-4
20-Feb	Sacramento State^	W 2-1
21-Feb	Sacramento State^	W 3-1
26-Feb	Hawaii	L 2-3
27-Feb	Hawaii	W 6-5
27-Feb	Hawaii	W 9-6
2-Mar	Nevada	W 13-4
5-Mar	Utah	W 4-3
6-Mar	Utah	W 4-1
7-Mar	Utah	W 5-0
12-Mar	Fullerton	W 10-0
13-Mar	Fullerton	W 6-4
14-Mar	Fullerton	W 5-2
16-Mar	UNLV	L 9-10
19-Mar	at Oregon*	W 6-3
20-Mar	at Oregon*	L 1-7
21-Mar	at Oregon*	L 3-5
26-Mar	Washington State*	W 10-0
27-Mar	Washington State*	W 5-4
28-Mar	Washington State*	W 9-0
1-Apr	#16 Arizona*	L 5-10
2-Apr	#16 Arizona*	L 6-7
3-Apr	#16 Arizona*	W 3-2
6-Apr	at #16 Arizona	L 2-14
9-Apr	at Washington*	W 3-2 (16)
10-Apr	at Washington*	W 8-1
11-Apr	at Washington*	L 6-13
16-Apr	#18 Stanford*	W 9-5
17-Apr	#18 Stanford*	L 9-11 (12)
18-Apr	#18 Stanford*	L 5-13
20-Apr	Grand Canyon	W 13-10
21-Apr	at Grand Canyon	L 1-4
23-Apr	at Utah*	W 5-4
24-Apr	at Utah*	W 10-6
25-Apr	at Utah*	L 6-7
26-Apr	at BYU	L 5-8
30-Apr	Rhode Island^	6:35 PM
1-May	Rhode Island^	6:35 PM
2-May	Rhode Island^	12:35 PM
7-May	at Cal*	6:00 PM
8-May	at Cal*	3:00 PM
9-May	at Cal*	1:00 PM
11-May	at Nevada	12:00 PM
14-May	Oregon State*	6:35 PM
15-May	Oregon State*	6:35 PM
16-May	Oregon State*	12:35 PM
19-May	at San Diego	TBD
21-May	at USC*	6:00 PM
22-May	at USC*	3:00 PM
23-May	at USC*	12:00 PM
27-May	UCLA*	6:35 PM
28-May	UCLA*	6:35 PM
29-May	UCLA*	12:35 PM

All times local

* - Indicates a Pac-12 Conference game

- Indicates a Pac-12 Network Game

^ - Indicates a Pac-12 Live Stream Game

PROJECTED STARTERS

ASU	ERA	W-L	IP	SO	BB	Opp. Avg
RHP Brock Peery	5.46	3-0	31.1	19	9	.352
LHP Justin Fall	3.50	5-1	43.2	30	17	.237
TBD						
URI	ERA	W-L	IP	SO	BB	Opp. Avg
RHP Ryan Twitchell	2.25	2-0	52.0	29	16	.261
RHP Mike Webb	2.88	4-0	59.1	44	19	.237
TBD						

Five-Time NCAA Champions (1965, 1967, 1969, 1977, 1981) | 22 College World Series Appearances | 21 Conference Championships

128 All-Americans | 14 National Players of the Year | 12 College Baseball Hall of Fame Members

447 Major League Baseball Draft Picks | 111 Major Leaguers | 52 Major League Baseball First-Round Draft Picks

TWITTER: @ASU_BASEBALL

INSTAGRAM: @ASU_BASEBALL

FACEBOOK: SUNDEVILBASEBALL

2021 Sun Devil Baseball

QUICK FACTS/MEDIA INFORMATION

GENERAL INFORMATION

Location	Tempe, Ariz.
Founded	1885
Enrollment	119,000
Nickname	Sun Devils
School Colors	Maroon and Gold
Home Field	Phoenix Municipal Stadium
Capacity	5,300
Muni Dimensions	Lines: 333 (LF) 334 (RF) Alleys: 385 CF: 395
Surface	Grass
Affiliation	NCAA Div. I
Conference	Pac-12
President	Dr. Michael Crow
VP of Athletics	Ray Anderson
Athletic Dept. Phone	(480) 965-3482
Ticket Office Phone	(480) 727-0000
Athletics Department Address	Carson Student-Athlete Center
.....	500 East Veteran's Way
.....	P.O. Box 872505
.....	Tempe, AZ 85287-2505

PROGRAM HISTORY

First Year of Baseball	1907 (7-2)
Start of NCAA Baseball	1959 (28-18-1)
All-Time Record	2932-1482-8 (.664)*
Modern Era Record (Since Joining NCAA)	2599-1137-3*
National Championships	5 ('65, '67, '69, '77, '81)
Years in CWS/Last	22 (2010)*
All-Time CWS Record	61-38 (.616)*
NCAA Appearances/Last	40 (2019)*
NCAA Tournament Record	170-80 (.680)*
Best Record All-time	64-6 (.914) - 1972
Last All-Americans	2020 (1)^
.....	Spencer Torkelson (Unanimous)

* - ASU vacated 44 wins, the Pac-10 title and the College World Series appearance from 2007. Records do not reflect the vacations.

^ - Only one publication released All-Americans

COACHING STAFF

Head Coach	Tracy Smith (7th/25th overall)
Alma Mater	Miami (Ohio) (1989)
Record at ASU (Years)	190-147 (6)
Career Division I (Years)	794-604-1 (23)
Associate Head Coach	Ben Greenspan (7th year)
Assistant Coach/Pitching	Jason Kelly (2nd Year)
Volunteer Assistant Coach/Hitting	Michael Earley (5th year)
Dir. of Operations	Daniel Stolper (4th year)
Strength & Conditioning	Jason Robbins (7th year)
Athletic Trainer	Jesse Lowman (7th year)
Dir. of Community Relations	Armando Flores (14th year)

SPORTS INFORMATION

Baseball Contact	Jeremy Hawkes
Office	480-965-9544
Cell	520-403-0121
E-Mail	jdhawkes@asu.edu
Director of Sports Information	Doug Tammara
Email	tammara@asu.edu

2020 RECAP

Overall Record	13-4
Conference record	---
Home record	11-4
Away record	2-0
Neutral site record	---
Postseason	---
Final national finish	---
Conference finish	---
Players Drafted	5

MEDIA INFORMATION

Credentials

All credential requests should be sent via email to Jeremy Hawkes (jdhawkes@asu.edu).

Interview Policy

Sun Devil Baseball's weekly media availability with vary week-to-week based on the season's schedule. Media Relations Director Jeremy Hawkes will reach out each week to confirm availability dates. Media planning to attend must contact Jeremy Hawkes (520-403-0121/ jdhawkes@asu.edu) ahead of time and inform him of their plans or to be added to the distribution list.

Throughout the season's schedule, ASU will host postgame Zoom interviews in the Omaha Room after each game. Media members should request players at the beginning of the ninth inning. Please contact Jeremy Hawkes or a member of the media relations staff in the press box to coordinate those interviews. Media members who wish to schedule an interview outside of practice must contact Jeremy Hawkes.

Photography/Videography

Accommodations for B-Roll purposes at practice can be made through Jeremy Hawkes (jdhawkes@asu.edu). During games, credentials must be worn in plain view throughout the game and all photographers must adhere to painted lines and instructions given by security personnel and/or Arizona State staff members at all times. Due to COVID-19 restrictions, the shooting area will be designated to the open areas of the stadium with proper social distancing. One camera well may be used by the general media at a time, but can not be shared. All members of the media must remain masked throughout the game. At no point during game action should a member of the media be on the field of play. Contact Jeremy Hawkes for any details regarding shooting game action.

Media Highlights Policy

Highlights Include Pac-12 Networks/ESPN/FOX network broadcasts (including affiliates such as ABC and ESPNU and CBS sublicensed telecasts), all home hosted non-televised competitions including those that are live streamed and any other sport events in which the Pac-12 controls the exhibition rights. No third-party organization may post competition footage of any Pac-12 game, non-conference home game or other contest for which the Pac-12 controls the media rights on its website without a license to the content from the Pac-12 Networks or its licensing partner (Wazee Digital), with the exception of news window privileges described below. Alternatively, third parties are permitted to post video on their websites through the use of the Pac-12 Digital embeddable video player (embed code available at <http://video.pac-12.com>). Certified broadcast news outlets may use a maximum of 3 minutes of Pac-12 event footage on their regularly scheduled newscasts during the 48-hour news window following the conclusion of included events. If the highlights from a Pac-12 Networks production do not contain the Pac-12 Networks bug, the news outlet must insert "Courtesy of Pac-12 Networks" over the footage. Excerpts of those newscasts containing these highlights may also be posted to news providers' websites, but must be removed 48 hours after the conclusion of any included event, unless a license for that footage is obtained from Pac-12 Conference or its licensing Partner (Wazee Digital). Highlights may not be posted to YouTube, Facebook, or other social media properties.

2021 Media Coverage

The vast majority the Sun Devils games this season will be available to fans via the Pac-12 Network or the Pac-12 Live Stream online.

The Sun Devil Sports Radio Network is scheduled to broadcast 32-35 Sun Devil Baseball games this season between NBC Sports Radio AM 1060. Fans can listen to the broadcasts on the radio or via the TuneIn app on thesundevils.com. Links to the streaming audio can be found on the online baseball schedule.

Tim Healey is set to serve his 23rd season as the "Voice of the Sun Devils" on baseball broadcasts and will be joined for the fourth-straight season by color analyst Max Rossiter, who was an all-conference catcher for the Devils from 2012-13.

Head Coach Tracy Smith's weekly radio show, "Dugout Chatter," will debut in March on NBC Sports Radio AM 1060. The 30-minute show will run mainly on Wednesday's at 7 p.m. for nine weeks and is hosted by Tim Healey.

2021 Sun Devil Baseball

GAME NOTES/ROSTERS

PHOENIX -- Sun Devil Baseball returns to the confines of Phoenix Municipal Stadium for its final non-conference series of the year against the Rhode Island Rams. The series will get underway on Friday, April 30 at 6:30 p.m. AZT and continue at the same time on Saturday for Game Two. The series will conclude Sunday at 12:30 p.m.

In The Rankings

- ASU remains in the Top-30 in Collegiate Baseball News' weekly poll, checking in at No. 26 this week and receiving votes in the NCBWA and USA Today Coaches Poll. The team checks in at No. 42 in this week's Warren Nolan Live RPI.

Follow the Action

- All games will be available streamed online through the ASU Pac-12 Live Stream.
- All three games will be available over the airwaves on 1060 AM KDUS.
- Fans are encouraged to follow along pre-game and in-game content throughout the weekend on the Sun Devil Baseball Twitter account: @ASU_Baseball, especially for key weather updates and time changes.

On The Rams

- This will be the first matchup in history between Rhode Island and Arizona State.
- Redshirt senior Sonny Ulliana and redshirt freshman Addison Kopack were the Atlantic 10 Player of the Week and Rookie of the Week. Ulliana batted .500 (8-for-16) with one home run, one triple and two doubles while helping Rhode Island go 4-1 on the week. Kopack has four triples this season. Three of them have come in the last four games.
- Ryan Twitchell and Mike Webb have both started nine games on the mound and are a combined 6-0 this season. Webb has a 1.23 WHIP, while Twitchell is close behind with a 1.31.
- Alexarmando Diaz – who has made four starts in five appearances – has a 1.05 WHIP and has allowed just four earned runs in 14.1 innings of work.

Just Like He Drew It Up

- Drew Swift has recorded hits in 30 of 35 games played this season and enters the weekend with a .329 average.
- His slugging percentage sits at .452 - a notable evolution for a player who had just two extra-base hits in 55 games as a freshman and slugged just .333 as a sophomore. He has three homers this season after just having one in his first three seasons combined.
- Swift is second on the team with 24 RBIs this season and second with 134 two-out RBI as well. His 27 runs scored are also second..
- He has reached base on 22 out of 54 leadoff opportunities this season (.407).
- Swift has 15 games this season with multiple hits - second on the team. He has multiple hits in 23 of his last 44 games, dating back to last season. His four hit-effort in Game 2 at Utah is tied for the most for a Sun Devil this year.
- Perhaps more impressive has been his defensive play at shortstop where he has just five errors on 159 chances (.969) with 107 assists and 24 double plays turned. His five errors are fourth among Pac-12 shortstops, though he has more chances - sometimes significantly so - than those ahead of him in USC's Tyler Pritchard (0 errors on 90 chances), Utah's Matt Richardson (1 error on 98 chances) and Oregon Josh Kasevich (4 errors on 155 chances).
- His 24 double plays turned are tops among league shortstops.
- Swift led the team in batting average last year, sitting at .365 overall on the season with a team-best 23 hits - three more than any of his teammates. He was easily been ASU's best hitter with runners in scoring position, going 11-for-24 (.524) with three more hits than any teammate. Swift had a team-best 8 multi-hit games - two more than any of his teammates - and was the only player on the squad to record a 4-hit game - doing so twice.
- Swift was named to the Pac-12 honorable mention All-Defensive team as a sophomore. He was a part of 36 double plays, despite missing time with injury, good for fourth in the Pac-12 in the category and second among non-first basemen. His 135 defensive assists were good for 7th in the Pac-12.

Big Sean

- Sean McLain recorded a 23-game hitting streak this season - tied for the third-longest at ASU since 1998 with Andre Ethier's 2003 23-game hitting streak.
- He leads the team with a .374 average on the year, good for fifth in the Pac-12.
- McLain has 13 doubles on the year, tied for fifth in the Pac-12 and 34th nationally and his .588 slugging percentage this year is also fifth in the league.
- he is third on the team with 14 hits with two outs on 37 chances (.378).
- McLain has stranded just 12 runners on the base path this year, lowest among the team starters.
- McLain has successfully advanced runners a team-best 55.9 percent of the time (38-of-68 chances).
- He has just four errors on 169 chances this year, though one of those errors came while playing in the outfield . His 169 chances are third among Pac-12 second-basemen despite missing several games.
- He has turned 30 double plays this season, tops among league second-basemen and eight more than any of the others.

Welcome to Our Haas

- Hunter Haas continues to get it done both on the plate and at the hot corner, entering the weekend with a .317 average though his 15-game hitting streak came to a close against BYU.
- His is second on the team with 24 RBIs and third with 25 runs scored.
- His 15 multi-hit games are tied for second on the roster. He had multiple hits in seven straight games prior to the BYU contest.
- Haas has been ASU's best hitter with two outs, recording 19 hits on 44 chances (.432) - three more hits

NUMERICAL QUICK ROSTER

No.	Name	Cl.	B/T	Pos.
3	Cacchione, Dom	RS So.	R/R	RHP
4	La Flam, Luke	RS So.	R/R	RHP
5	Lampe, Joe	RS Fr.	L/R	OF/INF
6	Swift, Drew	RS Jr.	R/R	INF
7	Moss, Jack	Fr.	L/R	INF
8	Cheema, Nick	RS Sr.	R/R	C
9	Ferri, Sam	RS Sr.	R/R	C
10	McLain, Sean	RS Fr.	R/R	INF
11	Higgins, Kade	Fr.	L/R	OF
12	Baez, Nate	RS Fr.	R/R	INF
14	Haas, Hunter	Fr.	R/R	INF
15	Tolman, Erik	RS So.	L/L	LHP
16	Tosti, Vinny	RS So.	R/R	OF
17	Benson, Cooper	RS Fr.	L/L	LHP
18	Kalmer, Brian	RS Fr.	R/R	INF
19	Vander Kooi, Boyd	RS Jr.	R/R	RHP
20	Paustian, Logan	Fr.	R/R	C
21	Davis, Conor	RS Sr.	R/R	INF
22	Burzell, Blake	RS So.	R/R	RHP
23	Fall, Justin	RS Jr.	L/L	LHP
24	Wallerstedt, Nick	RS Fr.	R/R	RHP
25	Levine, Will	RS So.	R/R	RHP
26	Osman, Graham	RS Fr.	L/L	LHP
27	Jump, Hunter	RS Jr.	L/R	OF
28	Nager, Seth	RS Fr.	L/R	OF
29	Thornton, Tyler	RS So.	R/R	RHP
30	Corrigan, Brady	RS Jr.	R/R	RHP
31	Murphy, Kai	RS Fr.	L/L	OF/LHP
32	Barnett, Bryce	RS Fr.	R/R	RHP
33	Peery, Brock	Fr.	R/R	RHP
35	Long, Ethan	Fr.	R/R	INF/RHP
36	Tomczak, Seth	RS Fr.	L/R	RHP
37	Brueser, Michael	Fr.	R/R	OF
38	Hauser, Joe	Fr.	R/R	RHP
39	Glenn, Jared	Fr.	L/R	RHP
40	Ogg, Alexander	RS Fr.	R/R	RHP
41	Bodlovich, Christian	RS Fr.	R/R	RHP
44	Pivaroff, Blake	Fr.	L/R	INF/RHP
45	Dennie, Cam	RS Fr.	R/R	RHP
47	Major, Albry	RS Jr.	S/R	OF/INF
48	Baggs, Jay	RS Fr.	R/R	RHP

ALPHABETICAL QUICK ROSTER

No.	Name	Cl.	B/T	Pos.
12	Baez, Nate	RS Fr.	R/R	INF
48	Baggs, Jay	RS Fr.	R/R	RHP
32	Barnett, Bryce	RS Fr.	R/R	RHP
17	Benson, Cooper	RS Fr.	L/L	LHP
41	Bodlovich, Christian	RS Fr.	R/R	RHP
37	Brueser, Michael	Fr.	R/R	OF
22	Burzell, Blake	RS So.	R/R	RHP
3	Cacchione, Dom	RS So.	R/R	RHP
8	Cheema, Nick	RS Sr.	R/R	C
30	Corrigan, Brady	RS Jr.	R/R	RHP
21	Davis, Conor	RS Sr.	R/R	INF
45	Dennie, Cam	RS Fr.	R/R	RHP
23	Fall, Justin	RS Jr.	L/L	LHP
9	Ferri, Sam	RS Sr.	R/R	C
39	Glenn, Jared	Fr.	L/R	RHP
14	Haas, Hunter	Fr.	R/R	INF
38	Hauser, Joe	Fr.	R/R	RHP
11	Higgins, Kade	Fr.	L/R	OF
27	Jump, Hunter	RS Jr.	L/R	OF
18	Kalmer, Brian	RS Fr.	R/R	INF
4	La Flam, Luke	RS So.	R/R	RHP
5	Lampe, Joe	RS Fr.	L/R	OF/INF
25	Levine, Will	RS So.	R/R	RHP
35	Long, Ethan	Fr.	R/R	INF/RHP
47	Major, Albry	RS Jr.	S/R	OF/INF
10	McLain, Sean	RS Fr.	R/R	INF/OF
7	Moss, Jack	Fr.	L/R	INF
31	Murphy, Kai	RS Fr.	L/L	OF/LHP
28	Nager, Seth	RS Fr.	L/R	OF
40	Ogg, Alexander	RS Fr.	R/R	RHP
26	Osman, Graham	RS Fr.	L/L	LHP
20	Paustian, Logan	Fr.	R/R	C
33	Peery, Brock	Fr.	R/R	RHP
44	Pivaroff, Blake	Fr.	L/R	INF/RHP
6	Swift, Drew	RS Jr.	R/R	INF
29	Thornton, Tyler	RS So.	R/R	RHP
15	Tolman, Erik	RS So.	L/L	LHP
36	Tomczak, Seth	RS Fr.	L/R	RHP
16	Tosti, Vinny	RS So.	R/R	OF
19	Vander Kooi, Boyd	RS Jr.	R/R	RHP
24	Wallerstedt, Nick	RS Fr.	R/R	RHP

TWITTER: @ASU_BASEBALL

INSTAGRAM: @ASU_BASEBALL

FACEBOOK: SUNDEVILBASEBALL

2021 Sun Devil Baseball

GAME NOTES

than anyone else on the roster. His 15 two-out RBI are tops on the team.

- Haas has posted the go-ahead RBI or unassisted go-ahead run six times this season - including each of the three games against Fullerton.
- Haas has struck out just 18 times this season, marking him the eighth-toughest player to strike out in the Pac-12 - doing so just once every 8.1 at bats this year.
- His 21 hits with runners in scoring position are easily the most on the team and nine more than any other player (and come on 46 chances for a .457 average).
- His four-RBI effort against Nevada is tied for the most for a Sun Devil this season and he is second with six multi-RBI games.
- Haas has successfully advanced runners a team-high 45 times - seven more than any other player - on 86 opportunities this season for a .523 average.
- He has been significantly better in clutch scenarios with a .393 average with runners on the basepath (.457 with RISP) compared to just a .213 average when they are empty.
- Haas has been nearly perfect over at the hot corner, with just one error on 90 total chances while playing at third base. His other error on the year came in a spot start at shortstop. He is the only third basemen in the Pac-12 with just one error (at third base).
- His seven double plays turned are tops Pac-12 third basemen.

I Love Lamp

- Joe Lampe showed why he might quickly become a fan favorite for the Sun Devil faithful, hustling out doubles on routine singles, scoring sacrifice flies from second base, coming home from second on infield singles and generally providing some oomph into the bottom of the Sun Devil order.
- He (3) and Jack Moss are the only players on the team with at least three three-hit games this year.
- Lampe has successfully advanced runners 35 times on 69 chances (.507).
- He has been absurd at productive outs, recording 22 runners advanced with an out this year - seven more than any other player on the roster.
- He is 30th in the nation and third in the league with three triples this year.
- His five sac flies this year are tops in the Pac-12 and 14th in the nation.
- His is also 12th in the league with 11 doubles this year.
- He has been ASU's best player with a runner on third and less than two outs with 10 RBI - three more than any other player on the team - and a .625 average on 16 chances.

We Want Eazy

- Ethan Long - the defending Pac-12 Player of the Week - has quickly asserted himself as someone that needs to be on the field for the Devils, whether its in the lineup or on the mound.
- Long had four saves early in the season - still tied for the team lead - and did not allow a run as a pitcher
- His seven multi-RBI games this season are tops on the team this year.
- But since then, Long has established himself as one of the hottest hitters in the lineup and enters the weekend with a .333 average.
- His .600 slugging percentage sits in the top ten in the Pac-12 this season.
- He has an active eight game hitting streak entering the weekend.
- Long has homered five times in his last seven games, including two go-ahead homers in ASU's two victories over Utah.
- Despite having just having 40+ fewer at-bats than the majority of the Sun Devil starters, Long still leads the team with 25 RBIs.
- He is second on the team with 12 base hits with runners in scoring position on 31 chances (.387).
- He has four sacrifice flies this season, third in the Pac-12.

Jump Around

- Hunter Jump got off to a bit of a slow start but has come on strong with hits in 27 of his last 31 games and is riding a seven-game hitting streak.
- He leads the team in having reached base in 22 consecutive games.
- Jump has drawn a team-high 16 walks on the season and is second on the team with six multi-RBI games.
- He has an RBI in five of his last six games.
- His 11 doubles on the year are 12th in the Pac-12.
- Jump was among the hottest hitters in the Sun Devil lineup in the last couple weeks of the 2020 season and finished the year on an eight-game hitting streak.
- In the last two weeks of the 2020 season, Jump went 14-of-31 with a .452 average and was second on the team with 12 RBIs in the final 8 games. He slugged .742 in that time with a team-best six doubles.
- He led the Pac-12 and was 27th nationally with 7 total doubles on the season.

You Don't Know Jack

- Jack Moss has quickly become one of the most consistent batters in the Sun Devil lineup as a true freshman.
- Moss is second on the team with a .353 batting average this year and second with a .400 OBP.
- His .565 slugging percentage is third on the team.
- He has yet to post an error in 183 chances at first base this year.
- He is the only player on the team with at least four games this season with three or more hits - all coming in the last eight games.

Every Rose Has Its Thorn

- Tyler Thornton has continued to do Tyler Thornton things in 2021 and will look to take those talents as the stabilizer in the weekend rotation after the unfortunate season-ending injuries to Cooper Benson, Boyd Vander Kooi and Erik Tolman.
- Thornton leads the Devils with 48.2 innings pitched this year, striking out a team-best 53.
- Thornton has given ASU at least 5.0 innings in 10 of his 14 outings at ASU. In fact, including his 13 starts at Saint Mary's, Thornton has failed to reach the five-inning mark just six times in his 27 collegiate starts.
- ASU has lost just three games in which he has started, going 11-3 in those games.
- Thornton's success has come largely from not allowing innings to spiral out of control as he has been solid with two outs, holding opponents to just 10-for-55 hitting with a chance to close out an inning (.182).
- Thornton, a transfer from Saint Mary's, played heavily into the Sun Devil pitching rotation last season and posted a quality start in three of his first four starts, the only Sun Devil to post such a feat.
- Thornton was 2-0 with a 3.48 ERA with 25 strikeouts and seven walks in 24.0 innings pitched - tied for 6th in the Pac-12. His 25 strikeouts were 11th in the Pac-12.
- Thornton was tabbed the National Freshman of the Year (Collegiate Baseball) and National Freshman Pitcher of the Year (NCWBA) and Freshman of the Year of the West Coast Conference. He finished the year with a 10-2 record and a 2.71 earned run average in 13 starts. His 5.54 hits allowed per nine innings were ranked 11th in the country and first in the West Coast Conference and his 10 wins were also ranked 11th in the nation.

Taking the Fall

- Thrust into a starting role due to the loss of three starting pitchers, Justin Fall has embraced moving for the backend of the pen to becoming a pivotal part of the weekend rotations
- Fall has gone at least 5.0 innings in five of seven games since making the transition to weekend starter, including a career ASU best 6.2 innings of shutout ball against Washington State.
- He posted three consecutive quality starts, the only Sun Devil with multiple quality starts this season against Washington State, Arizona and Washington.
- His five victories on the year are good for third in the Pac-12
- In two starts against two Top-25 offenses in Washington State (8.5 runs per game) and Arizona (9.2 runs per game), Fall pitched 12.2 innings and allowed just a single earned run between them.
- Fall has induced a team-best seven double plays this year.
- Fall has been at his best with two outs, getting out of innings by holding opponents to just 6-of-45 hitting with two outs (.133). He also has excelled about not giving up hits with runners on the basepath, holding opponents to .212 batting with runners (14-of-66).

Will I Am

- Will Levine has quickly established himself as one of the top relievers in the Pac-12 this season, entering the weekend second on the team with a 3.12 ERA and tied for the team lead with four saves - fifth in the Pac-12.
- Levine has been at his best in helping the Sun Devils escape jams, inheriting 12 runners this season and allowing just one of them to score.
- He has been extremely successful in getting multiple outs with one pitch, inducing seven double plays in 26.0 innings - tied for the team lead despite being a reliever.

The JK Effect

- Pitching coach Jason Kelly has made an immediate impression in Phoenix in just his short time with the program and his early returns last season have continued into 2021.
- ASU has held its opponents to 5 runs or fewer in 39 of the 54 games since Kelly has come on as the pitching coach. For perspective ASU gave up six or

more runs in 25 of its 57 games in the 2019 season and 28 of its 55 games in 2018.

- ASU has been efficient at getting out of innings for the most part, holding opponents to 88-of-391 hitting with two outs on the year (.225) - the third-lowest total in the category since 2000.
- ASU has also done an exceptional job in not letting innings spiral out of control when turning to the pen with baserunners being inherited. The bullpen has inherited 146 baserunners on the year and allowed just 40 to score (27.3 percent). For reference, the lowest percentages in the category since at least 1998 were 28.1 in 2010 and 28.5 in 2011.
- Leading that charge has been Will Levine (12/1), Jared Glenn (16/2) and Christian Bodlovich (14/4).
- The Sun Devil staff has stranded 310 runners on the basepath in 36 games, averaging just over 8.6 LOB per game.
- It wasn't the most auspicious start to the season for Cam Dennie with six runs allowed in his first five appearances and a 13.50 ERA through that point. Dennie has settled in to a nice groove since though, allowing just one earned run over his last 14 games and now posting a team-best 3.00 ERA.
- In Pac-12 games only this season, ASU's bullpen has recorded a 4.45 ERA - the seventh-lowest total since the 2000 season.

More on the Staff

- ASU has four shutouts this season, the most it has had since the 2013 season. ASU had five shutouts in 2012, the next milestone. The four shutouts this season are 15th in the nation and tops in the Pac-12.
- In the second game against Washington State, ASU stranded 15 baserunners. It was the first time since March 15, 2016 against Eastern Michigan that ASU stranded 15 or more baserunners and that was an 11-inning game. The last time it happened in a nine-inning game was when it allowed 15 in a 15-5 victory over Stanford on May 30, 2004.
- The four runs were the fewest for Washington State in a three-game series since playing Stanford in 2015. Washington State was 24th in the country with 145 runs coming into the weekend and averaging over 8.5 per game.
- Twice now this season, ASU has held an opponent to just four runs in a three-game series (WSU and Utah-Non-Conference). The last time it had done that even once in a season was 2013 against Long Beach State (two runs allowed). In 2012, ASU had three such series (WMU (2), USC (2), Gonzaga (4)).
- With two shutouts against Washington State, it marked the first time ASU had shut a team out twice in a three-game series since 2013 against Long Beach State. It was the first time ASU shutout a Pac-12 conference opponent twice in a series since Washington in 2011.
- The series-clinching effort against Sac State was ASU's first one-hitter since May 20, 2007 when Brian Flores went the distance in an 8-1 victory over Oregon State. ASU has had two no-hitters since then (Ryan Kellogg in 2013 and Ryan Hingst in 2016).
- ASU had eight pitchers combine for a shutout in the team's series sweeping win over Utah - the first time in program history eight pitchers combined to shut out another team.
- The Sun Devil staff threw up 15 zeroes in the fourth-longest game by innings in program history against Washington - allowing two runs in the seventh before blanking the Huskies in seven extra innings.
- ASU set a program record with 12 pitchers used in the second game against GCU - with 11 pitching changes setting an NCAA record for a game featuring two Division I teams and one shy of the overall record of 12.

Playing the Field

- The Sun Devils are likely one of the few teams in the country that are not returning a single position player to their 2020 positions in 2021. ASU's only two veteran starters are Drew Swift - who shifted over to shortstop this season after spending the majority of his career at second base - and catcher Sam Ferri, who was knocked out during opening weekend last season with injury. All other positions on the diamond have been replaced by newcomers.
- Despite that, ASU finds itself fielding at a very respectable .976 fielding percentage this season - good for 35th nationally
- The left side of the Sun Devil infield has been exceptional this season as Drew Swift and Hunter Haas combining for just seven errors on 252 chances this season. The seven errors mark the third-lowest on the left side of an infield in the Pac-12, just behind Oregon and Utah (6).
- ASU's 252 chances on the left side of the infield are third-most for a primary duo in the Pac-12.
- ASU is now fourth in the nation with 35 double plays turned this season, which is especially impressive since the team had just six in the first 14 games of the season. The Sun Devils have posted 29 double plays in the last 22 games.

The Kids Will Be Alright

- Sun Devil baseball is fielding the second-youngest lineup among all Power-Five teams with freshmen representing 64.8 percent of the Sun Devil at-bats this season. Only Virginia Tech's 74.1 percent is higher.
- Despite that, ASU is batting .290 as a team - notable as the 10 youngest Power Five programs outside of ASU are batting a combined .263.
- As far as the rotation, 160 of ASU's 327.1 innings pitched this year have come by way of freshmen.
- In the last four games, true freshmen hitters Ethan Long and Jack Moss have combined to go 18-34 (.529) in the middle of the order with four homers, a triple, four doubles eight RBI and eight runs scored with a gaudy 1.059 slugging percentage between the two. The numbers are especially notable as neither was a consistent fixture in the starting lineup until beyond the first month of the season.
- If the season ended today, Sean McLain, Ethan Long and Jack Moss would all move into ASU's all-time top-10 for freshmen batting averages.

Feeling the Draft

- Despite the draft being shortened to five rounds from 40 due to the fallout from COVID-19, the Sun Devils made history as ASU's five draft selections through the first four rounds marked a program record. Previously the record was four, which had occurred six times in history and most recently in 2012 (Deven Marrero, Brady Rodgers, Joey DeMichele, Jake Barrett).
- The five selections in the 2020 MLB Draft were the most of any program. ASU has had at least five MLB Draft selections if 49 of the 56 all-time draft years since Sun Devil alumnus Rick Monday was selected with the No. 1 overall pick of the 1965 MLB Draft. It was ASU's third consecutive season with five draft picks and the fourth season in the last five years with the total.
- The haul brings ASU's all-time MLB Draft selections to an NCAA-leading 447, including secondary phase and January drafts throughout history. ASU's 156 draft selections since 1999 are also the most of any team in the nation.
- Sun Devil Baseball bookended the opening round of the 2020 MLB Draft as Spencer Torkelson was selected with the No. 1 overall pick by the Detroit Tigers while Alike Williams was chosen 37th overall by the Tampa Bay Rays in the Competitive Balance Round A with the final selection of the first round.
- Torkelson became the fourth Arizona State baseball player to go No. 1 overall in program history, easily an NCAA-high - two more than any other program. He joins Rick Monday (1965), Floyd Bannister (1976) and Bob Horner (1978) to earn the prestigious designation out of ASU.
- It was the seventh time in ASU history that the program recorded two first round selections (including supplementary rounds) - tied with Stanford for the most multi-pick years in NCAA history. The last time it occurred was 1997 when Ryan Bradley and Dan McKinley were selected 40th and 49th overall in the supplemental rounds. It is the first time with at least one of the players going in the non-compensatory first round since 1994 (Antone Williamson (4th) and Jacob Cruz (32nd)).
- With Torkelson becoming Sun Devil Baseball's fourth No. 1 overall pick, Arizona State now ranks tied for fourth among all NCAA programs for most No. 1 overall draft picks from a single program among the major sports (MLB/NBA/NFL/NHL). Notre Dame, Oklahoma and USC football have all had five No. 1 picks in the NFL draft. Sun Devil Baseball is the only NCAA baseball program in the Top-10.
- Torkelson was the 22nd first round selection for the Sun Devils in program history (June draft only, no supplementary rounds) - good for the second-highest tally in NCAA history (Stanford's 23). With supplementary rounds included, Torkelson and Williams mark 30 first-round selections - one behind Stanford for the most in the NCAA. The duo marks the 51st and 52nd first round selections in program history with the supplementary, January and June Secondary phase drafts included as well.
- Torkelson's selection marks the second consecutive season that a Sun Devil has gone in the first 10 picks of the MLB Draft, joining Hunter Bishop's 10th overall selection by the San Francisco Giants last season. Torkelson is the 14th Top-10 pick in Sun Devil program history - the most of any program in the NCAA.

2021 Sun Devil Baseball

HOME RUNS/DOUBLE PLAYS/PITCHING/TROPHY CASE

HOME RUN TRACKER

Player (Season. No.)	Gm #	Date	Opponent	On Base	Inning	Outs	Count	Score	Final
Kai Murphy (1)	2	Feb. 20	Sac State	0	5	0	3-2	0-1	2-1
Hunter Haas (1)	5	Feb. 27	Hawai'i	1	8	2	2-0	4-4	6-5
Joe Lampe (1)	6	Feb. 27	Hawai'i	1	2	2	0-0	1-0	9-6
Drew Swift (1)	6	Feb. 27	Hawai'i	0	2	2	1-0	3-0	9-6
Kade Hopkins (1)	7	March 2	Nevada	1	2	2	0-0	11-4	13-4
Sean McLain (1)	9	March 6	Utah	1	2	1	3-2	0-0	4-1
Hunter Jump (1)	11	March 12	Fullerton	1	5	1	2-0	3-0	10-0
Sean McLain (2)	11	March 12	Fullerton	0	5	2	0-0	5-0	10-0
Allbry Major (1)	11	March 12	Fullerton	1	7	2	0-0	8-0	10-0
Kai Murphy (2)	12	March 13	Fullerton	1	4	2	2-2	0-3	6-4
Sean McLain (3)	12	March 13	Fullerton	0	8	1	0-1	5-4	6-4
Sean McLain (4)	13	March 14	Fullerton	0	2	0	0-0	0-1	5-2
Drew Swift (2)	14	March 16	UNLV	1	3	0	3-1	1-3	9-10
Sam Ferri (1)	14	March 16	UNLV	0	4	0	0-0	4-4	9-10
Ethan Long (1)	16	March 19	at #16 Oregon	1	8	2	3-2	4-3	6-3
Kai Murphy (3)	18	March 26	Washington State	1	6	0	0-0	8-0	10-0
Jack Moss (1)	24	April 6	at #16 Arizona	0	2	0	1-0	1-0	2-14
Jack Moss (2)	26	April 10	at Washington	1	4	1	2-1	0-1	8-1
Drew Swift (3)	27	April 11	at Washington	1	5	2	0-0	0-4	6-13
Jack Moss (3)	27	April 11	at Washington	0	6	2	3-2	2-7	6-13
Kai Murphy (4)	27	April 11	at Washington	2	6	2	0-1	3-7	6-13
Sam Ferri (2)	29	April 17	vs. #18 Stanford	1	3	2	0-1	5-0	9-11
Ethan Long (2)	31	April 20	vs. Grand Canyon	2	1	1	0-0	0-2	13-10
Allbry Major (2)	31	April 20	vs. Grand Canyon	1	7	0	2-2	11-10	13-10
Ethan Long (3)	33	April 23	at Utah	0	9	2	2-2	4-4	5-4
Sean McLain (5)	34	April 24	at Utah	1	1	1	0-1	0-0	10-6
Ethan Long (4)	34	April 24	at Utah	1	5	0	3-1	4-4	10-6
Hunter Jump (2)	34	April 24	at Utah	0	7	1	3-2	6-4	10-6
Ethan Long (5)	34	April 24	at Utah	0	7	1	2-2	7-4	10-6
Ethan Long (6)	36	April 27	at BYU	2	6	0	1-1	1-6	5-8

GAME-WINNING RBI/Run (RBI/Run [When not an RBI] Responsible for the Go-Ahead Run and a Lead Not Relinquished)

Player	Gm #	Date	Opponent	Season #	Inning	Outs	Count	Result	Final
Drew Swift	2	Feb. 20	Sac State	1	5	1	1-1	1B RBI	2-1
Joe Lampe	3	Feb. 21	Sac State	1	2	2	1-2	2B 2RBI	3-1
Hunter Haas	5	Feb. 27	Hawai'i	1	8	2	2-0	HR IP 2RBI	6-5
Joe Lampe	6	Feb. 27	Hawai'i	2	6	1	1-0	R8 SF	9-6
Hunter Haas	7	March 2	Nevada	2	6	1	0-1	1B RBI	13-4
Blake Pivaroff	8	March 5	Utah	1	7	1	0-1	1B RBI	4-3
Sean McLain	9	March 6	Utah	1	2	1	3-2	HR 7 RBI	11-4
Ethan Long	10	March 7	Utah	1	1	1	0-2	F7 SF	5-0
Hunter Haas	11	March 12	Fullerton	3	3	0	1-1	FC 4 RBI	10-0
Hunter Haas	12	March 13	Fullerton	4	7	2	1-0	1B RBI	6-4
Hunter Haas	13	March 14	Fullerton	5	2	2	0-0	2B 3RBI	5-2
Ethan Long	16	March 19	at #16 Oregon	2	3	2	0-0	1B RBI	6-3
Drew Swift	18	March 26	Washington State	2	1	0	3-2	1B RBI	10-0
Hunter Haas	19	March 27	Washington State	6	8	1	1-0	EBF	5-4
Hunter Jump	20	March 28	Washington State	1	1	0	2-2	1B 2RBI	9-0
Jack Moss	23	April 3	#16 Arizona	1	2	0	1-0	F7 SF	3-2 (10)
Jack Moss	25	April 10	at Washington	2	16	2	0-0	HR 9 2RBI	3-1
Ethan Long	28	April 16	vs. #18 Stanford	3	4	1	1-0	2B RC 2 RBI	3-5
Allbry Major	31	April 20	vs. Grand Canyon	1	5	0	2-0	FC 4 RBI	13-10
Ethan Long	33	April 23	at Utah	4	9	2	2-2	HR 9	5-4
Ethan Long	34	April 24	at Utah	5	5	0	3-1	HR 9	10-6

DOUBLE PLAYS

Gm #	Date	Opponent	Pitcher (SZN #)	Scoring	Players	Inning	Outs	Score	Final
3-Feb. 21		Sac State	Tolman (1)	1B-4 DP	Swift-McLain	3	0	2-0	3-1
4-Feb. 26		Hawai'i	Bodlovich (1)	643 GDP	Swift-McLain-Baez	2	1	1-0	2-3
6-March 5		Utah	Thornton (1)	1B-3 DP	Murphy-Baez	1	0	0-0	4-3
10-March 7		Utah	Levine (10)	3B GDP	Kalmer-Swift	3	1	1-0	5-0
13-March 14		Fullerton	Fall (1)	4U-3 GDP	McLain-Pivaroff	4	0	0-0	5-2
13-March 14		Fullerton	Fall (2)	643 GDP	Swift-McLain-Pivaroff	4	1	4-1	5-2
15-March 19		at #16 Oregon	Glenn (1)	543 GDP	Haas-McLain-Long	3	1	4-3	6-3
15-March 19		at #16 Oregon	Glenn (2)	643 GDP	Swift-McLain-Long	6	1	4-3	6-3
16-March 20		at #16 Oregon	Levine (2)	543 GDP	Haas-McLain-Long	6	0	0-4	1-7
17-March 21		at #16 Oregon	Fall (3)	643 GDP	Swift-McLain-Long	3	0	2-1	3-5
17-March 21		at #16 Oregon	Fall (4)	463 GDP	McLain-Swift-Long	5	0	2-2	3-5
18-March 26		Washington State	Peery (1)	4U-34 GDP	McLain-Moss	5	0	6-0	10-0
20-March 28		Washington State	Fall (5)	543 GDP	Haas-McLain-Long	3	1	4-0	9-0
21-April 1		#16 Arizona	Glenn (3)	F43 DP	McLain-Long	4	1	0-3	5-10
22-April 1		#16 Arizona	Corrigan (1)	643 GDP	Swift-McLain-Long	5	1	5-4	5-10
23-April 3		#16 Arizona	Fall (6)	4U-3 GDP	McLain-Baez	8	1	6-7	6-7
23-April 3		#16 Arizona	Levine (4)	643 GDP	Swift-McLain-Moss	5	1	2-1	3-2
23-April 3		#16 Arizona	Levine (5)	643 GDP	McLain-Swift-Moss	7	1	3-1	3-2
23-April 3		#16 Arizona	Levine (6)	643 GDP	Swift-McLain-Moss	8	0	3-1	3-2
25-April 9		at Washington	Glenn (4)	5U-3 GDP	Haas-Moss	14	1	2-2	3-2
27-April 11		at Washington	Peery (2)	543 GDP	Haas-Lampe-Moss	4	1	0-4	6-13
29-April 17		vs. #18 Stanford	Fall (7)	463 GDP	McLain-Swift-Moss	3	0	3-0	9-11
29-April 17		vs. #18 Stanford	Levine (6)	463 GDP	McLain-Swift-Moss	9	1	8-8	9-11
29-April 17		vs. #18 Stanford	Levine (7)	643 GDP	Swift-McLain-Higgins	10	1	8-8	9-11
29-April 17		vs. #18 Stanford	Glenn (5)	543 GDP	Haas-McLain-Higgins	12	1	8-11	13-10
30-April 18		vs. #18 Stanford	Thornton (2)	463 GDP	McLain-Swift-Moss	3	1	1-1	5-13
30-April 18		vs. #18 Stanford	Thornton (3)	463 GDP	McLain-Swift-Moss	4	0	2-1	5-13
30-April 18		vs. #18 Stanford	Peery (3)	463 GDP	McLain-Swift-Moss	8	0	5-6	5-13
31-April 20		vs. Grand Canyon	Tomczak (1)	463 GDP	McLain-Swift-Moss	1	1	0-2	13-10
33-April 23		at Utah	Peery (4)	F865 DP	Lampe-Swift-Haas	5	1	1-3	5-4
33-April 23		at Utah	Osman (1)	643 GDP	Swift-McLain-Moss	6	1	4-4	5-4
33-April 23		at Utah	Dennie (1)	643 GDP	Swift-McLain-Moss	7	1	4-4	5-4
35-April 25		at Utah	Bodlovich (2)	463 GDP	McLain-Swift-Moss	1	1	0-1	6-7
36-April 27		at BYU	Peery (5)	463 GDP	McLain-Swift-Moss	3	1	1-5	5-8
36-April 27		at BYU	Osman (2)	643 GDP	Swift-McLain-Moss	6	0	4-7	5-8

2021 TROPHY CASE

Drew Swift

Collegiate Baseball News Preseason All-American

Ethan Long

Pac-12 Player of the Week (4/26)

SAVES

No.	Date	Opponent	Pitcher (Save #)	IP (H, R-ER, BB, K)
1	2/20	Sac State	Ethan Long (1)	1.0 (1, 0-0, 1, 0)
2	2/21	Sac State	Graham Osman (1)	2.1 (0, 0-0, 0, 3)
3	2/27	Hawai'i	Ethan Long (2)	1.0 (1, 0-0, 0, 0)
4	2/27	Hawai'i	Brady Corrigan (1)	2.0 (0, 0-0, 0, 4)
5	3/5	Utah	Ethan Long (3)	1.2 (0, 0-0, 1, 1)
6	3/6	Utah	Christian Bodlovich (2)	2.1 (1, 0-0, 0, 4)
7	3/13	Fullerton	Ethan Long (4)	1.1 (0, 0-0, 1, 2)
8	3/14	Fullerton	Will Levine (1)	1.1 (1, 0-0, 2, 1)
9	4/3	#16 Arizona	Will Levine (2)	3.0 (3, 1-1, 0, 3)
10	4/9	at Washington	Christian Bodlovich (2)	1.0 (0, 0-0, 0, 2)
11	4/20	vs. GCU	Will Levine (3)	1.0 (0, 0-0, 0, 2)
12	4/23	at Utah	Will Levine (4)	1.0 (0, 0-0, 0, 2)

QUALITY STARTS

No.	Date	Opponent	Pitcher (QS #)	IP (H, R-ER, BB, K)
1	2/19	Sac State	Cooper Benson (1)	6.0 (1, 0-0, 0, 8)
2	3/26	Washington St.	Brook Peery (1)	6.2 (6, 0-0, 0, 5)
3	3/28	Washington St.	Justin Fall (1)	6.2 (2, 0-0, 1, 5)
4	4/3	#16 Arizona	Justin Fall (2)	6.0 (6, 1-1, 1, 4)
5	4/9	at Washington	Tyler Thornton (1)	6.0 (3, 0-0, 3, 6)
6	4/10	at Washington	Justin Fall (3)	6.0 (6, 1-1, 2, 7)

2021 Sun Devil Baseball

SERIES STATS AND INDIVIDUAL STREAKS

SERIES STATS

HITTING	W-L	AVG.	R	H	2B	3B	HR	RBI	BB	SO
SACRAMENTO STATE	2-1	.237	7	22	3	3	1	7	5	25
HAWAII	2-1	.323	17	32	5	0	3	16	12	20
UTAH	3-0	.298	13	28	5	0	1	11	3	15
CAL STATE FULLERTON	3-0	.292	21	28	5	0	6	19	7	19
@ #16 OREGON	1-2	.260	10	26	3	1	1	9	8	22
WASHINGTON STATE	3-0	.296	24	29	9	0	1	21	13	14
#16 ARIZONA	1-2	.230	14	23	4	1	0	13	9	32
@ WASHINGTON	2-1	.234	17	29	7	1	4	16	13	38
#18 STANFORD	1-2	.328	23	38	12	0	1	22	14	27
@ UTAH	2-1	.374	21	40	8	2	5	21	7	23
MIDWEEKS	2-4	.303	43	64	14	1	7	41	18	39

PITCHING	W-L	ERA	H	R	ER	BB	SO	SV	SCORE
SACRAMENTO STATE	2-1	2.00	14	6	6	6	31	2	7-6
HAWAII	2-1	4.00	21	14	12	13	31	2	17-14
UTAH	3-0	1.33	17	4	4	15	33	2	13-4
CAL STATE FULLERTON	3-0	1.67	20	6	5	9	27	2	21-6
@ #16 OREGON	1-2	5.04	22	15	14	12	14	0	10-15
WASHINGTON STATE	3-0	1.33	23	4	4	6	25	0	24-4
#16 ARIZONA	1-2	4.33	37	19	13	11	21	1	14-19
@ WASHINGTON	2-1	4.09	34	16	15	12	34	1	17-16
#18 STANFORD	1-2	7.50	41	29	25	19	23	9	23-29
@ UTAH	2-1	5.47	31	17	16	17	18	1	21-17
MIDWEEKS	2-4	8.12	66	50	46	32	37	1	43-50

Multiple Hit Games	2	3	4	5+	Total
McLain, Sean	17	-	1	-	18
Swift, Drew	13	1	1	-	15
Haas, Hunter	14	1	-	-	15
Lampe, Joe	7	3	-	-	10
Jump, Hunter	8	1	-	-	9
Long, Ethan	6	-	1	-	7
Moss, Jack	3	3	1	-	7
Ferri, Sam	6	-	-	-	6
Murphy, Kai	5	1	-	-	6
Baez, Nate	3	-	-	-	3
Higgins, Kade	1	1	-	-	2
Major, Allbry	2	-	-	-	2
TEAM	85	11	4	0	100

Multiple RBI Games	2	3	4	5+	Total
Long, Ethan	3	4	-	-	7
Haas, Hunter	3	2	1	-	6
Jump, Hunter	5	1	-	-	6
Murphy, Kai	4	1	-	-	5
Swift, Drew	2	2	1	-	5
McLain, Sean	4	-	1	-	5
Lampe, Joe	2	1	-	-	3
Major, Allbry	-	2	-	-	2
Moss, Jack	2	-	-	-	2
Ferri, Sam	2	-	-	-	2
Higgins, Kade	1	-	-	-	1
Baez, Nate	1	-	-	-	1
TEAM	29	13	3	0	45

Hitting Streaks	Longest	Current
McLain, Sean	23	4
Haas, Hunter	15	-
Swift, Drew	10	1
Long, Ethan	8	8
Lampe, Joe	8	-
Jump, Hunter	8	7
Moss, Jack	8	4
Murphy, Kai	4	-
Baez, Nate	4	1
Pivaroff, Blake	4	-
Major, Allbry	3	-
Cheema, Nick	3	-
Ferri, Sam	3	1
Kalmer, Brian	2	-
Higgins, Kade	2	-
Nager, Seth	2	-

Reached Base Streaks	Longest	Current
McLain, Sean	26	4
Jump, Hunter	22	22
Swift, Drew	22	1
Haas, Hunter	15	-
Murphy, Kai	12	2
Lampe, Joe	12	-
Long, Ethan	11	11
Moss, Jack	8	4
Cheema, Nick	6	6
Ferri, Sam	5	1
Baez, Nate	4	1
Pivaroff, Blake	4	-
Nager, Seth	3	-
Major, Allbry	3	-
Kalmer, Brian	3	-
Higgins, Kade	2	-
Brueser, Michael	2	-

2021 Sun Devil Baseball

ROSTER

PITCHERS (22)

No.	Name	Yr	B/T	HT	WT	Hometown (High School)
48	Jay Baggs	RS Fr.	R/R	6'5"	250	San Clemente, Calif. (San Clemente/Boise St.)
32	Bryce Barnett	RS Fr.	R/R	6'0"	170	Lockport, Ill. (Providence Catholic)
17	Cooper Benson	RS Fr.	L/L	6'0"	213	San Luis Obispo, Calif. (San Luis Obispo)
41	Christian Bodlovich	RS Fr.	R/R	6'0"	210	San Pedro, Calif. (Mira Costa)
22	Blake Burzell	RS So.	R/R	6'6"	225	Laguna Beach, Calif. (Laguna Beach)
3	Dom Cacchione	RS So.	R/R	6'2"	175	Menlo Park, Calif. (Sacred Heart Prep)
30	Brady Corrigan	RS Jr.	R/R	6'2"	210	Plainfield, Ill. (Plainfield North)
45	Cam Dennie	RS Fr.	R/R	6'2"	183	Culver, Ind. (Plymouth)
23	Justin Fall	RS Jr.	L/L	6'6"	235	Beachwood, New Jers. (Toms River South/Brookdale)
39	Jared Glenn	Fr.	L/R	6'4"	185	Ladera Ranch, Calif. (JSerra)
38	Joe Hauser	Fr.	R/R	6'2"	190	Waunakee, Wisc. (Waunakee)
4	Luke La Flam	RS So.	R/R	6'2"	197	Aurora, Colo. (Grandview)
25	Will Levine	RS So.	R/R	6'2"	205	Mission Viejo, Calif. (Mission Viejo)
31	Kai Murphy	RS Fr.	L/L	5'8"	173	Mesa, Ariz. (Red Mountain/Oregon State)
40	Alexander Ogg	RS Fr.	R/R	6'5"	177	Bedford Corners, New York (The Harvey)
26	Graham Osman	RS Fr.	L/L	6'3"	183	Morrison, Colo. (Colorado Academy)
33	Brock Peery	Fr.	R/R	6'0"	205	Peoria, Ariz. (Mountain Ridge)
29	Tyler Thornton	RS So.	R/R	6'3"	200	Solana Beach, Calif. (Santa Fe Christian/St. Mary's)
15	Erik Tolman	RS So.	L/L	6'2"	193	Lake Forest, Calif. (El Toro)
36	Seth Tomczak	RS Fr.	L/R	6'4"	181	Ione, Calif. (Argonaut)
19	Boyd Vander Kooi	RS Jr.	R/R	6'5"	220	Mesa, Ariz. (Skyline)
24	Nick Wallerstedt	RS Fr.	R/R	6'3"	178	Tempe, Ariz. (Mountain Pointe)

CATCHERS (3)

8	Nick Cheema	RS Sr.	R/R	5'11"	198	Weatherford, Tex. (Aledo/Central Arizona)
9	Sam Ferri	RS Sr.	R/R	5'11"	185	Norridge, Ill. (Notre Dame College Prep)
20	Logan Paustian	Fr.	R/R	6'1"	185	La Grande, Ore. (La Grande)

INFIELDERS (10)

12	Nathan Baez	RS Fr.	R/R	6'1"	191	Oro Valley, Ariz. (Ironwood Ridge)
21	Conor Davis	RS Sr.	R/R	6'3"	227	Roswell, Geor. (Blessed Catholic/Auburn)
14	Hunter Haas	Fr.	R/R	6'0"	170	Phoenix, Ariz. (Corona Del Sol)
18	Brian Kalmer	RS Fr.	R/R	6'2"	195	Chandler, Ariz. (Corona del Sol)
5	Joe Lampe	RS Fr.	L/R	6'0"	150	Petaluma, Calif. (Casa Grande/Santa Rosa)
35	Ethan Long	Fr.	R/R	6'2"	215	Gilbert, Ariz. (Mountain Pointe)
10	Sean McLain	RS Fr.	R/R	5'11"	170	Tustin, Calif. (Arnold D. Beckman)
7	Jack Moss	Fr.	L/R	6'5"	200	Englewood, Colo. (Cherry Creek)
44	Blake Pivaroff	Fr.	L/R	6'0"	195	Laguna Beach, Calif. (Laguna Beach)
6	Drew Swift	RS Jr.	R/R	6'0"	158	Chandler, Ariz. (Hamilton)

OUTFIELDERS (6)

37	Michael Brueser	Fr.	R/R	6'1"	190	Chandler, Ariz. (Hamilton)
11	Kade Higgins	Fr.	L/R	6'3"	190	Las Vegas, Nev. (Spring Valley)
27	Hunter Jump	RS Jr.	L/R	5'11"	188	Aliso Viejo, Calif. (Aliso Niguel/Central Arizona)
47	Allbry Major	RS Jr.	S/R	6'6"	215	Indianapolis, Ind. (North Central/Xavier)
28	Seth Nager	RS Fr.	L/R	6'4"	190	Oro Valley, Ariz. (Ironwood Ridge)
16	Vinny Tosti	RS So.	R/R	6'1"	195	Santa Ana, Calif. (Mater Dei/Golden West)

13 Head Coach: Tracy Smith

2 Associate Head Coach/Recruiting Coordinator: Ben Greenspan

16 Assistant Coach/Pitching Coach: Jason Kelly

7 Assistant Coach/Hitting Coach: Michael Earley

Director of Operations: Daniel Stolper

Sports Medicine/Rehabilitation: Jesse Lowman

Strength and Conditioning: Jason Robbins

Quality Control: Scott Marks

NUMERICAL

No.	Name	Yr	B/T	HT	WT	Hometown (High School)
3	Cacchione, Dom	RS So.	R/R	RHP	6'2"	175 Menlo Park, Calif. (Sacred Heart Prep)
4	La Flam, Luke	RS So.	R/R	RHP	6'2"	197 Aurora, Colo. (Grandview)
5	Lampe, Joe	RS Fr.	L/R	OF	6'0"	150 Petaluma, Calif. (Casa Grande/Santa Rosa)
6	Swift, Drew	RS Jr.	R/R	INF	6'0"	158 Chandler, Ariz. (Hamilton)
7	Moss, Jack	Fr.	L/R	INF	6'5"	200 Englewood, Colo. (Cherry Creek)
8	Cheema, Nick	RS Sr.	R/R	C	5'11"	198 Weatherford, Tex. (Aledo/Central Arizona)
9	Ferri, Sam	RS Sr.	R/R	C	5'11"	185 Norridge, Ill. (Notre Dame College Prep)
10	McLain, Sean	RS Fr.	R/R	INF/OF	5'11"	170 Tustin, Calif. (Arnold D. Beckman)
11	Higgins, Kade	Fr.	L/R	OF	6'3"	190 Las Vegas, Nev. (Spring Valley)
12	Baez, Nate	RS Fr.	R/R	INF	6'1"	191 Oro Valley, Ariz. (Ironwood Ridge)
14	Haas, Hunter	Fr.	R/R	INF	6'0"	170 Phoenix, Ariz. (Corona Del Sol)
15	Tolman, Erik	RS So.	L/L	LHP	6'2"	193 Lake Forest, Calif. (El Toro)
16	Tosti, Vinny	RS So.	R/R	OF	6'1"	195 Santa Ana, Calif. (Mater Dei/Golden West)
17	Benson, Cooper	RS Fr.	L/L	LHP	6'0"	213 San Luis Obispo, Calif. (San Luis Obispo)
18	Kalmer, Brian	RS Fr.	R/R	INF	6'2"	195 Chandler, Ariz. (Corona del Sol)
19	Vander Kooi, Boyd	RS Jr.	R/R	RHP	6'5"	220 Mesa, Ariz. (Skyline)
20	Paustian, Logan	Fr.	R/R	C	6'1"	185 La Grande, Ore. (La Grande)
21	Davis, Conor	RS Sr.	R/R	INF	6'3"	227 Roswell, Geor. (Blessed Catholic/Auburn)
22	Burzell, Blake	RS So.	R/R	RHP	6'6"	225 Laguna Beach, Calif. (Laguna Beach)
23	Fall, Justin	RS Jr.	L/L	LHP	6'6"	235 Beachwood, New Jers. (Toms River South/Brookdale)
24	Wallerstedt, Nick	RS Fr.	R/R	RHP	6'3"	178 Tempe, Ariz. (Mountain Pointe)
25	Levine, Will	RS So.	R/R	RHP	6'2"	205 Mission Viejo, Calif. (Mission Viejo)
26	Osman, Graham	RS Fr.	L/L	LHP	6'3"	183 Morrison, Colo. (Colorado Academy)
27	Jump, Hunter	RS Jr.	L/R	OF	5'11"	188 Aliso Viejo, Calif. (Aliso Niguel/Central Arizona)
28	Nager, Seth	RS Fr.	L/R	OF	6'4"	190 Oro Valley, Ariz. (Ironwood Ridge)
29	Thornton, Tyler	RS So.	R/R	RHP	6'3"	200 Solana Beach, Calif. (Santa Fe Christian/St. Mary's)
30	Corrigan, Brady	RS Jr.	R/R	RHP	6'2"	210 Plainfield, Ill. (Plainfield North)
31	Murphy, Kai	RS Fr.	L/L	OF/LHP	5'8"	173 Mesa, Ariz. (Red Mountain/Oregon State)
32	Barnett, Bryce	RS Fr.	R/R	RHP	6'0"	170 Lockport, Ill. (Providence Catholic)
33	Peery, Brock	Fr.	R/R	RHP	6'0"	205 Peoria, Ariz. (Mountain Ridge)
35	Long, Ethan	Fr.	R/R	INF/RHP	6'2"	215 Gilbert, Ariz. (Mountain Pointe)
36	Tomczak, Seth	RS Fr.	L/R	RHP	6'4"	181 Lone, Calif. (Argonaut)
37	Brueser, Michael	Fr.	R/R	OF	6'1"	190 Chandler, Ariz. (Hamilton)
38	Hauser, Joe	Fr.	R/R	RHP	6'2"	190 Waunakee, Wisc. (Waunakee)
39	Glenn, Jared	Fr.	L/R	RHP	6'4"	185 Ladera Ranch, Calif. (JSerra)
40	Ogg, Alexander	RS Fr.	R/R	RHP	6'5"	177 Bedford Corners, New York (The Harvey)
41	Bodlovich, Christian	RS Fr.	R/R	RHP	6'0"	210 San Pedro, Calif. (Mira Costa)
44	Pivaroff, Blake	Fr.	L/R	INF/RHP	6'0"	195 Laguna Beach, Calif. (Laguna Beach)
45	Dennie, Cam	RS Fr.	R/R	RHP	6'2"	183 Culver, Ind. (Plymouth)
47	Major, Albry	RS Jr.	S/R	OF/INF	6'6"	215 Indianapolis, Ind. (North Central/Xavier)
48	Baggs, Jay	RS Fr.	R/R	RHP	6'5"	250 San Clemente, Calif. (San Clemente/Boise St.)

PRO-NUN-SEE-AY-SHUNS

Dom Cacchione – cuh-SHONE
 Luke La Flam – luh FLAMM
 Nich Cheema – chee-muh
 Sam Ferri – fairy
 Erik Tolman – TOLE-men
 Boyd Vander Kooi – van-der-coy
 Will Levine – leh-VEEN
 Graham Osman – OZ-men
 Seth Tomczak – TOM-zak
 Seth Nager – NAY-ger
 Nick Wallerstedt – WALL-er-stet
 Christian Bodlovich – BOD-low-vich
 Nathan Baez – BYE-ezz
 Brian Kalmer – KAL-mer
 Albry Major – AHL-bree
 Joe Lampe – LAMP-ee
 Hunter Haas – HAWS
 Vinny Tosti – TOAST-ee
 Joe Hauser – HOW-zer

ALPHABETICAL

No.	Name	Pos.
12	Baez, Nate	RS Fr.
48	Baggs, Jay	RS Fr.
32	Barnett, Bryce	RS Fr.
17	Benson, Cooper	RS Fr.
41	Bodlovich, Christian	RS Fr.
37	Brueser, Michael	Fr.
22	Burzell, Blake	RS So.
3	Cacchione, Dom	RS So.
8	Cheema, Nick	RS Sr.
30	Corrigan, Brady	RS Jr.
21	Davis, Conor	RS Sr.
45	Dennie, Cam	RS Fr.
23	Fall, Justin	RS Jr.
9	Ferri, Sam	RS Sr.
39	Glenn, Jared	Fr.
14	Haas, Hunter	Fr.
38	Hauser, Joe	Fr.
11	Higgins, Kade	Fr.
27	Jump, Hunter	RS Jr.
18	Kalmer, Brian	RS Fr.
4	La Flam, Luke	RS So.
5	Lampe, Joe	RS Fr.
25	Levine, Will	RS So.
35	Long, Ethan	Fr.
47	Major, Albry	RS Jr.
10	McLain, Sean	RS Fr.
7	Moss, Jack	Fr.
31	Murphy, Kai	RS Fr.
28	Nager, Seth	RS Fr.
40	Ogg, Alexander	RS Fr.
26	Osman, Graham	RS Fr.
20	Paustian, Logan	Fr.
33	Peery, Brock	Fr.
44	Pivaroff, Blake	Fr.
6	Swift, Drew	RS Jr.
29	Thornton, Tyler	RS So.
15	Tolman, Erik	RS So.
36	Tomczak, Seth	RS Fr.
16	Tosti, Vinny	RS So.
19	Vander Kooi, Boyd	RS Jr.
24	Wallerstedt, Nick	RS Fr.

BY POSITION

Catchers	3
Pitchers	22
Infielders	10
Outfielders	6

BY CLASS

Seniors	3
Juniors	6
Sophomores	7
Freshmen	25

BATTING

Lefties	6
Righties	12
Switch	1

PITCHING

Righties	17
Lefties	5

2021 Sun Devil Baseball

LAST TIME

Hitting Categories

Hit a grand slam.....	Hunter Bishop, May 5, 2019 vs. #1 UCLA (W, 8-7)
Hit a walkoff HR.....	Sam Ferri, March 16, 2019 vs. Washington State (solo shot in 9th inning)
Led off the game with a HR.....	Trevor Hauver, May 10, 2019 vs. at Nebraska (W, 15-6)
Hit for the cycle.....	Travis Buck, March 7, 2003 vs. Southern Utah (W, 19-0)
Team hit for the cycle to open the game.....	April 27, 2003 vs. Washington State (HR/2B/1B/3B)
Team hit for the cycle on four consecutive batters.....	April 18, 2019 at Utah (2B, 3B, 1B, HR in 12th inning)
Hit back-to-back HRs.....	Joe Lampe (2-run shot) and Drew Swift, Feb. 27, 2020 vs. Hawai'i (W, 9-6)
Hit back-to-back-to-back HRs.....	Trevor Hauver, Spencer Torkelson. Hunter Bishop, April 12, 2019 vs. #3 Oregon State (L, 4-6)
Hit two HRs in one game.....	Ethan Long, April 24, 2021 at Utah (W, 10-6)
Switch hitter homered from both sides in one game.....	Gage Workman, March 8, 2020, vs. Fresno State (W, 8-3)
A freshman hit two HR in one game.....	Erik Tolman, April 16, 2019, vs. Seattle (W, 12-5)
Hit three HRs in one game.....	Joey DeMichele, May 1, 2011 vs Stanford (TIES ASU RECORD)
Had five hits in one game.....	Trevor Hauver, April 2, 2019, vs. Long Beach State (5-for-6)
Had six hits in one game.....	Travis Buck, March 13, 2005 vs Western Illinois (went 6-for-8, 3 RBI)
Had seven hits in one game.....	Jerry Mantlo, February 6, 1972 vs. Michigan
Had three doubles in one game.....	Alika Williams, March 3, 2019 vs. Michigan State (W, 13-2)
Had four doubles in one game.....	Travis Buck, February 28, 2004 vs. Connecticut (W, 16-5)
Hit two triples in one game.....	Gage Canning, March 3, 2018 vs. Oklahoma State
Had seven RBI in one game.....	Trevor Hauver, Feb. 24, 2019 vs. UC Davis (W, 17-2)
Had eight RBI in one game.....	Kiel Roling, March 17, 2007 vs. Maine
Had nine RBI in one game.....	Jeremy West, April 27, 2003 vs. Washington State
Stole four bases in one game.....	Drew Maggi, April 10, 2010 at Washington St. (TIES ASU RECORD)
Stole home.....	Gage Workman, vs. Boston College, Feb. 23, 2020 (W, 8-4)
Struck out four or more times in one game.....	4, Gage Workman, Feb. 25, 2020 vs. New Mexico State (W, 6-5 (10 inn))
Hitter stranded six runners on base.....	Trevor Hauver (6), Feb. 15, 2020 vs. Villanova (L, 1-2)
Recorded 13 total bases.....	Gage Canning (13), April 27, Gage Canning, March 18, 2018 vs. Oregon (2 HR, 1 3B, 2 1B)
Had an inside-the-park home run.....	Hunter Haas, Feb. 27, 2020 vs. Hawai'i (W, 6-5)
Had an inside-the-park home run AND a traditional home run.....	Gage Canning, March 18, 2018 vs. Oregon (W, 18-4)
Scored five runs in one game.....	Hunter Bishop (5), March 8, 2019 vs. Xavier (W, 12-0)
Was hit by a pitch two or more times.....	2, Nick Cheema, Feb. 28, 2020 vs. Nebraska
Team was hit by 5+ pitches.....	5, Feb. 28, 2020 vs. Nebraska
Walked 4+ times.....	5 (School Record), Spencer Torkelson vs. New Mexico State, Feb. 25, 2019 (W, 6-5 (10))
Opponent hit two HRs in one game.....	2, Cole Gambill, at BYU, April 27, 2020 (L, 5-8)
Opponent hit a walkoff HR.....	Evan Williams, at Oregon, March 23, 2019 (off Brady Corrigan)
Opponent hit a leadoff HR.....	Andy Lentz (Washington), May 17, 2008 at Packard Stadium (off Josh Satow)

Pitching Categories

Threw a no-hitter.....	Ryan Hingst, March 25, 2016 vs. Utah, (W, 5-0)
Threw a perfect game.....	Eddie Bane, March 2, 1973, vs. Cal State Northridge (W, 9-0)
Threw a one-hitter.....	Individual - Brian Flores, May 20, 2007 at Oregon State (W, 8-1)
	Team - Feb. 21, 2021 vs. Sacramento State (W, 3-1)
Threw a two-hitter.....	Will Waldrip, Jan. 23, 1999 vs. Hawaii-Hilo (W, 3-0)
Were no-hit.....	Phil Keller, March 23, 1970 vs. Stanford (L, 1-0)
Were one-hit.....	Noah Bremer, at Washington, May 12, 2017 (L, 0-4)
Threw a complete game.....	Boyd Vander Kooi, April 19, 2019 vs. at Utah (W, 8-5)
Threw a complete game shutout.....	Eli Lingos, March 30, 2018 at Washington St. (W, 7-0)
Threw back-to-back complete games.....	Trevor Williams, 3/1/13 vs. Pacific (W, 8-1) and 3/9 vs. Long Beach State (W, 4-0)
Threw back-to-back complete game shutouts.....	Brady Rodgers/Kramer Champlin, May 20 and 21, 2011 at Washington
Had an opposing pitcher throw a complete game.....	Noah Bremer, at Washington, May 12, 2017 (L, 0-4)
Shut out an opponent (five or more pitchers).....	March 7, 2021 vs. Utah (5-0, 8 pitchers - school record)
Shut out an opponent in back to back games (one or more pitchers).....	March 7 and 12, 2021 vs. Utah and Cal State Fullerton (5-0 and 10-0)
Were shutout.....	vs. #8 Michigan, Feb. 15, 2020 (L, 0-5)
Struck out 10 or more batters in a game.....	Erik Tolman (12 in 6.0 innings), vs #24 Oklahoma State, Feb 18, 2020 (L, 1-2)
Team struck out 18 or more batters.....	20, April 9, 2021 at Washington (W, 3-2 (15))
Had back-to-back starts with 10 strikeouts.....	Alec Marsh (10 in each), May 10, 2019 at Nebraska and May 17, 2019 at Cal
Individual struck out 15 or more batters in a game.....	Mike Leake (15), May 30, 2009 vs. Oral Roberts (CG, 4-1 Win in Tempe Regional)
Had an opposing pitcher strike out 10 or more Sun Devils.....	Cullen Kafka (11), at #16 Oregon, March 20 2021 (L, 1-7)
Did not walk a batter (complete game).....	Ryan Kellogg, May 14, 2015 vs Washington State (W, 5-0)
Recorded 10 wins in a season.....	Ryan Kellogg, 11-1 (2013)
Hit three batters in a game.....	Brett Lilek (3), April 4, 2015 at Utah (W, 6-5)
Starting pitcher hit a home run in a game.....	Erik Tolman, April 23, 2019 vs. UNLV (W, 9-2)
Reliever pitched 6.0+ innings in relief.....	7.1, Jared Glenn, March 19, 2021 at #16 Oregon (W, 6-3)
Used 10+ pitchers.....	12, April 21, 2021 at GCU (school record)

Fielding Categories

Had no errors in four straight games.....	April 20, 23, 26-27, 2019 at Utah, vs. UNLV, at Washington
Committed three or more errors in one game.....	Andrew Snow (3), Feb. 17, 2017 vs. Northwestern
Had 16 or more putouts in one game.....	Nick Cheema (17), catcher, vs #24 Oklahoma State, Feb 18, 2020 (L, 1-2)
Had 20 or more put outs in one game.....	Zach Wilson (20), First Base, April 21, 2011 at Cal
Had eight or more assists in one game.....	Hunter Haas (8), April 10, 2021 at Washington (W, 8-1)
	Sean McLain (8), April 17, 2021 vs. #18 Stanford (L, 9-11 (12))
Caught and pitched in the same game.....	Jordan Swagerty, March 17, 2010 vs. USC (2x in 2010)
Turned four double plays in one game.....	April 17, 2021 vs. #18 Stanford (L, 9-11)
Turned five+ double plays in one game.....	5, April 25, 2010, vs. Washington (TIES ASU RECORD)
Turned a triple play.....	Eric Sogard (2B), Brett Wallace (1B) and Andrew Romine SS, February 27, 2007 at Arizona

Scoring and Misc. Categories

Recorded 20+ hits.....	21, May 10, 2019 at Nebraska (W, 15-6)
Recorded 20+ hits in back-to-back games.....	22 and 22, February 3-4, 2007 vs. Southern Utah
Scored 20+ runs.....	20, Feb. 16, 2019 vs. Notre Dame (W, 20-7)
Scored 30+ runs.....	30, March 13, 2005 vs. Western Illinois (W, 30-13 in Baton Rouge, La.)
Scored 10+ runs in one inning.....	11, April 26, 2015 vs. Tennessee Tech (W, 16-4)
Left 15+ runners on base in one game.....	15, March 5, 2016 vs. Eastern Michigan (W, 5-4 (11))
Allowed 5 or more home runs in a game.....	5, vs. Nebraska, March 1, 2020 (L, 10-18)
Allowed 3 or more home runs in an inning.....	3, vs. Nebraska, March 1, 2020
Walked 15+ times in a game.....	15, March 31, 2019 vs Arizona (W, 17-16)
Stranded 15+ opponent runners on base in one game.....	16, April 9, 2021 at Washington (W, 3-2 (16))
Surrendered a ninth inning lead.....	Feb. 19, 2021, vs Sac State (Led 2-0, Lost 4-2)
Swept a three-game Pac-12 series.....	March 26-28, 2021 vs. Washington St. (10-0, 5-4, 9-0)
Swept a three-game Non-Conference series.....	March 12-14, 2021, vs. Cal State Fullerton (10-0, 6-4, 5-2)
Shut out an opponent twice in a series.....	March 26-28, 2021 vs. Washington St. (10-0, 5-4, 9-0)
Were swept in a Pac-12 series.....	April 13-15, 2018 at #2 Stanford (1-3, 6-11, 3-10)
Were swept in a Pac-12 series at home.....	May 18-20, 2017 vs. #15 Arizona (5-6, 1-3, 5-9)
Played in extra innings.....	12, April 17, 2021 vs. #18 Stanford (L, 9-11 (12))
Played in 14+ innings.....	15, April 9, 2021 at Washington (W, 3-2 (16))
Played back-to-back extra inning games.....	March 29-30, 2018, at Washington State (L, 8-7 (10)), (L, 4-3 (11))
Played a game lasting 5+ hours.....	5 hours, 4 minutes, April 9, 2021 at Washington (W, 3-2 (16))

Record When...

Overall	22-14	Scoring 0-2 runs	1-5	After 8 leading	20-1
Conference.....	10-8 3-5 runs.....	9-4 trailing.....	0-11
Non-Conference.....	12-6 6-9 runs.....	7-5 tied	2-2
Home games	17-7 10+ runs.....	5-0	Hit 0 home runs.....	8-9
Away games	5-7	Opponent 0-2 runs	11-0	... 1 home run	9-3
Neutral site	0-0 3-5 runs.....	8-4	... 2+ home runs	5-2
Day games	12-7 6-9 runs.....	2-4	Opponent 0 home runs	16-5
Night games.....	10-7 10+ runs.....	1-6 1 home run	3-3
vs Left starter	6-4	Scored in 1st inning	8-5 2+ HRs.....	3-6
vs Right starter	16-10	Opp. scored in 1st	2-4	Made 0 errors	9-4
1-Run games	7-4	Scores first	13-6	... 1 error	11-4
2-Run games	2-3	Opp. scores first	9-8	... 2+ errors	2-6
5+Run games	6-5	After 6 leading	17-5	Opp. made 0 errors.....	8-5
Extra innings.....	1-1 trailing.....	3-8 1 error	6-6
Shutouts	4-0 tied	2-1 2+ errors.....	8-3
		After 7 leading	17-4	Out-hit opponent.....	16-4
	 trailing	2-9	Out-hit by opponent	4-8
	 tied	3-1	Hits are tied	2-2

A Look At the Pitching Staff

Arizona State Starters

Pitcher	Starts/QS	Pct.	PC/Start	IP/Start	ER Against/Start	Runs For/Start	PCK	DP	Team Record
Thornton	10/1	10.1	864/86.4	48.2/4.9	23/2.3	20/2.0	0	3	7-3
Fall	8/3	37.5	581/72.6	39.0/4.9	16/2.0	38/4.8	0	8	6-2
Tomczak	4/0	0.0	146/36.5	8.1/2.1	5/1.3	5/1.3	0	1	4-0
Peery	2/1	100.0	99/49.5	8.1/4.2	3/1.5	10/5.0	0	1	1-1
Hauser	4/0	0.0	156/39.0	9.1/2.3	9/2.3	3/8	0	0	0-4
Osman	1/0	0.0	51/51.0	3.0/3.0	3/3.0	3/3.0	0	0	1-0
Bodlovich	1/0	0.0	56/56.0	3.1/3.1	1/1.0	0/0.0	0	1	0-1
Glenn	1/0	0.0	67/67.0	2.0/2.0	5/5.0	1/1.0	0	0	0-1

Arizona State Bullpen (Relief Appearances Stats Only)

Reliever	APP	IP	H	R	ER	BB	SO	SV	ERA	Hold	IR/Scored	1st Bat. Faced/Ret.
Long	6	6.2	3	0	0	3	4	4	0.00	0	7/2	6/2
Hauser	2	2.0	0	0	0	0	2	0	0.00	0	0/0	2/2
Murphy	1	0.1	1	0	0	0	0	0	0.00	0	1/0	1/0
Ogg	1	0.1	0	0	0	0	0	0	0.00	0	0/0	1/1
Pivaroff	1	0.1	0	0	0	1	1	0	0.00	0	00	1/1
Baggs	1	0.0	1	0	0	0	0	0	0.00	0	1/0	1/0
Fall	4	4.2	3	1	1	2	4	0	1.93	2	5/1	3/2
Osman	21	24.1	17	11	8	17	26	1	2.96	4	27/10	21/9
Dennie	19	21.0	19	11	7	13	30	0	3.00	4	23/8	19/10
Levine	17	26.0	24	12	9	7	23	4	3.12	1	12/1	17/13
Cacchione	4	2.2	2	1	1	1	2	0	0.00	0	3/0	4/2
Glenn	15	33.2	36	16	15	11	20	0	4.01	1	16/2	15/12
Bodlovich	15	20.2	21	14	13	8	20	2	5.66	1	14/4	15/13
Peery	17	23.0	35	17	16	7	14	0	6.26	2	17/6	17/10
Corrigan	19	16.2	15	19	15	11	21	1	8.10	2	13/1	19/16
Barnett	3	1.0	2	1	1	1	1	0	9.00	0	3/1	3/1
Wallerstedt	4	0.2	6	2	2	3	1	0	27.00	0	2/2	4/0
Burzell	2	0.1	3	1	1	1	0	0	27.00	0	2/2	2/0

2021 Sun Devil Baseball

TEAM AND INDIVIDUAL RANKINGS/RECORD WATCH

NATIONAL/LEAGUE RANKINGS

Category	Team	Nat'l	Pac-12	Value
Base on Balls (286 ranked)		219	10	1.09
Batting Average (286 ranked)		41	6	0.29
Double Plays (286 ranked)		4	1	.35
Double Plays Per Game (286 ranked)		6	2	0.97
Doubles (286 ranked)		28	4	.75
Doubles Per Game (286 ranked)		26	3	2.08
Earned Run Average (286 ranked)		84	6	4.4
Fielding Percentage (286 ranked)		35	5	0.976
Hit Batters (286 ranked)		124	4	.38
Hit by Pitch (286 ranked)		177	8	.32
Hits (286 ranked)		45	5	.359
Hits Allowed Per Nine Innings (286 ranked)		120	7	8.96
Home Runs (286 ranked)		106	7	.30
Home Runs Per Game (286 ranked)		127	7	0.83
On Base Percentage (286 ranked)		175	7	0.356
Runs (286 ranked)		102	7	2.10
Sacrifice Bunts (283 ranked)		141	8	.13
Sacrifice Flies (285 ranked)		11	2	.22
Scoring (286 ranked)		135	7	5.8
Shutouts (145 ranked)		19	1	4
Slugging Percentage (286 ranked)		70	5	0.437
Stolen Bases (286 ranked)		143	6	.32
Stolen Bases Per Game (286 ranked)		169	6	0.89
Strikeout-to-Walk Ratio (286 ranked)		157	9	1.93
Strikeouts Per Nine Innings (286 ranked)		208	9	8.1
Triples (277 ranked)		64	5	9
Triples Per Game (284 ranked)		93	6	0.25
WHIP (286 ranked)		120	7	1.46
WL Pct (286 ranked)		71	6	0.611
Walks Allowed Per Nine Innings (286 ranked)		117	8	4.18

Category	Individual	Nat'l	Pac-12	Value
Batting Average (250 ranked)	Sean McLain	82	7	0.374
	Jack Moss	177	13	0.353
Doubles (111 ranked)	Sean McLain	34	5	.13
	Hunter Haas	111	12	.11
	Hunter Jump	111	12	.11
	Joe Lampe	111	12	.11
Doubles Per Game (150 ranked)	Sean McLain	43	6	0.39
Games Started (146 ranked)	Tyler Thornton	6	1	10
Hits (139 ranked)	Sean McLain	87	8	.49
	Drew Swift	102	10	.48
	Hunter Haas	139	14	.46
Hits Per Game (150 ranked)	Sean McLain	48	3	1.48
	Drew Swift	119	9	1.37
Pitching Appearances (125 ranked)	Graham Osman	4	2	.22
	Brady Corrigan	31	5	.19
	Cam Dennie	31	5	.19
	Brock Peery	31	5	.19
	Will Levine	83	11	.17
	Christian Bodlovich	125	21	.16
	Jared Glenn	125	21	.16
Sacrifice Flies (44 ranked)	Joe Lampe	14	1	.5
	Ethan Long	44	3	.4
	Drew Swift	44	3	.4
Saves (144 ranked)	Ethan Long	85	5	.4
	Will Levine	85	5	.4
Slugging Percentage (250 ranked)	Sean McLain	142	6	0.603
	Ethan Long	146	7	0.6
	Jack Moss	228	15	0.565
Stolen Bases (137 ranked)	Hunter Haas	137	6	10
Total Bases (149 ranked)	Sean McLain	115	8	.79
Toughest to Strike Out (148 ranked)	Hunter Haas	146	6	8.1
Triples (134 ranked)	Joe Lampe	30	3	.3
	Drew Swift	134	8	.2
Triples Per Game (144 ranked)	Joe Lampe	117	7	0.08
Victories (66 ranked)	Justin Fall	66	3	.5

SUN DEVILS IN THE RANKINGS

	BA	D1	CB	NCBWA	PG	USATC
Pre	-	-	15	29	15	29
1	-	-	15	RV	16	29
2	-	-	22	RV	19	RV
3	-	-	18	27	15	29
4	-	-	12	26	11	23
5	-	-	16	RV	--	32
6	-	-	14	27	--	26
7	-	-	18	27	--	30
8	-	-	19	RV	--	RV
9	-	-	23	RV	--	RV
10	-	-	26	RV	--	RV

BA - Baseball America

D1 - D1Baseball.com

CB - Collegiate Baseball News

NCBWA - National Collegiate Baseball Writers

PG - Perfect Game

USATC - USA Today Coaches Poll

2021 Sun Devil Baseball

2021 RECORD BY POSITION STARTS

LF

Hunter Jump, 16 (9-7)

Allbry Major, 10 (7-3)
Kade Higgins, 7 (4-3)
Seth Nager, 2 (1-1)
Nate Baez, 1 (1-0)

CF

Joe Lampe, 33 (20-13)

Kade Higgins, 1 (0-1)
Seth Nager, 1 (1-0)
Sean McLain, 1 (1-0)

RF

Kai Murphy, 29 (17-12)

Allbry Major, 2 (1-1)
Hunter Jump, 2 (2-0)
Sean McLain, 2 (2-0)
Kade Higgins, 1 (0-1)

SS

Drew Swift, 35 (22-13)

Hunter Haas, 1 (0-1)

2B

Sean McLain, 30 (18-12)

Nate Baez, 4 (3-1)
Joe Lampe, 2 (1-1)

SP

Tyler Thornton, 10 (7-3)

Justin Fall, 8 (6-2)

Seth Tomczak, 4 (4-0)
Joe Hauser, 4 (0-4)
Brock Peery, 2 (1-1)
Graham Osman, 1 (1-0)
Christian Bodlovich, 1 (0-1)
Jared Glenn, 1 (0-1)

3B

Hunter Haas, 35 (22-13)

Nate Baez, 1 (0-1)

1B

Jack Moss, 20 (12-8)

Ethan Long, 6 (3-3)
Nate Baez, 6 (3-3)
Blake Pivaroff, 2 (2-0)
Brian Kalmer, 2 (2-0)

DH

Ethan Long, 18 (11-7)

Hunter Jump, 16 (9-7)

Jack Moss, 1 (1-0)
Brian Kalmer, 1 (1-0)

C

Sam Ferri, 25 (16-9)


Nick Cheema, 11 (6-5)

2021 Sun Devil Baseball


TV/RADIO ROSTER



#3, Dom Cacchione
R.So. • RHP • R/R • 6-2 • 175



#4, Luke La Flam
R.So. • RHP • R/R • 6-2 • 197




#5, Joe Lampe
R.Fr. • OF • L/R • 6-0 • 150




#6, Drew Swift
R.Jr. • INF • R/R • 6-0 • 158




#7, Jack Moss
Fr. • INF • L/R • 6-5 • 200



#8, Nick Cheema
R.Sr. • C • R/R • 5-11 • 198



#9, Sam Ferri
R.Sr. • C • R/R • 5-11 • 185




#10, Sean McLain
R.Fr. • INF • R/R • 5-11 • 170



#11, Kade Higgins
Fr. • OF • L/R • 6-3 • 190




#12, Nate Baez
R.Fr. • INF • R/R • 6-1 • 191




#14, Hunter Haas
Fr.. • INF • R/R • 6-0 • 170



#15, Erik Tolman
R.So. • LHP • L/L • 6-2 • 193



#16, Vinny Tosti
R.So. • OF • R/R • 6-1 • 195




#17, Cooper Benson
R.Fr. • LHP • L/L • 6-0 • 213



#18, Brian Kalmer
R.Fr. • INF • R/R • 6-2 • 195



#19, Boyd Vander Kooi
R.Jr. • RHP • R/R • 6-5 • 220



#20, Logan Paustian
Fr. • C • R/R • 6-1 • 185



#22, Blake Burzell
R.So. • RHP • R/R • 6-6 • 225



#23, Justin Fall
R.Jr. • LHP • L/L • 6-6 • 235




#24, Nick Wallerstedt
R.Fr. • RHP • R/R • 6-3 • 178

2021 Sun Devil Baseball

TV/RADIO ROSTER



#25, Will Levine
R.So. • RHP • R/R • 6-2 • 205



#26, Graham Osman
R.Fr. • LHP • L/L • 6-3 • 183



#27, Hunter Jump
R.Jr. • OF • L/R • 5-11 • 188




#28, Seth Nager
R.Fr. • OF • L/R • 6-4 • 190



#29, Tyler Thornton
R.So. • RHP • R/R • 6-3 • 178




#30, Brady Corrigan
R.Jr. • RHP • R/R • 6-2 • 210



#31, Kai Murphy
R.Fr. • OF/LHP • L/L • 5-8 • 173



#32, Bryce Barnett
R.Fr. • RHP • R/R • 6-0 • 170



#33, Brock Peery
Fr. • RHP • R/R • 6-0 • 205



#35, Ethan Long
Fr. • RHP/INF • L/R • 6-2 • 215



#36, Seth Tomczak
R.Fr. • RHP • L/R • 6-4 • 181




#37, Michael Brueser
Fr. • OF • R/R • 6-1 • 190



#38, Joe Hauser
Fr. • RHP • R/R • 6-2 • 190



#39, Jared Glenn
Fr. • RHP • L/R • 6-4 • 185



#40, Alexander Ogg
R.Fr. • RHP • R/R • 6-5 • 177



#41, Christian Bodlovich
R.Fr. • RHP • R/R • 6-0 • 210




#44, Blake Pivaroff
Fr. • INF • L/R • 6-0 • 195



#45, Cam Dennie
R.Fr. • RHP • R/R • 6-2 • 183



#47, Allbry Major
R.Jr. • OF/INF • S/R • 6-6 • 215



#48, Jay Baggs
R.Fr. • RHP • R/R • 6-5 • 250

Five-Time NCAA Champions (1965, 1967, 1969, 1977, 1981) | 22 College World Series Appearances | 21 Conference Championships

128 All-Americans | 14 National Players of the Year | 12 College Baseball Hall of Fame Members

447 Major League Baseball Draft Picks | 111 Major Leaguers | 52 Major League Baseball First-Round Draft Picks

TWITTER: @ASU_BASEBALL

INSTAGRAM: @ASU_BASEBALL

FACEBOOK: SUNDEVILBASEBALL