

# 2019 Sun Devil Baseball

## GAME NOTES/ROSTERS

**PHOENIX --** The No. 20 Sun Devil Baseball team begin a seven-game road trek beginning Tuesday, May 7 in a non-conference midweek tilt against rival Arizona down in Tucson. It will be the final midweek game of the season for the Sun Devils, who will wrap up non-conference play with a three-game series against Nebraska in Lincoln beginning on Friday.

Tuesday's game will get underway at 6 p.m. Arizona time and will be available live on the Pac-12 Network.

### Follow the Action

- The Sun Devils will be on the Pac-12 Network for the fourth consecutive game on Tuesday with Daron Sutton and Andy Lopez on the call.
- Each game will also be available over the airwaves this weekend on NBC Sports Radio 1060 AM KDUS on with the Voice of the Sun Devils, Tim Healey, alongside analyst Max Rossiter.
- Fans are encouraged to follow along in-game content throughout the weekend on the Sun Devil Baseball account (@ASU\_Baseball).

### Fear the Tork

- All-American and 2019 Midseason Golden Spikes Award candidate Spencer Torkelson has multiple hits in 41 of his 100 career starts (.410).
- The sophomore had a career-long 22-game hitting streak ended against Utah. It was the longest hitting streak by any Sun Devil since Riccio Torrez had a 26-game streak back in 2010 and is tied for the second longest streak by a player this year.
- In only five games this season has Torkelson not registered a hit and in only 19 of his 100 career games has that been the case. Torkelson has at least one hit in 81.0 percent of his appearances as a Sun Devil.
- Torkelson is 13th nationally and second in the Pac-12 with 16 home runs this season. Those 16 give him 10 for his career, good for seventh in school history. The school record is 56 home runs by Bob Horner from 1976-78.
- Torkelson is batting .347 on the season on 66-of-190 hitting with 16 home runs, 12 doubles and 51 RBIs.
- His 66 hits this season are third in the Pac-12 and are 55th in the country while he is also fourth in the league with 51 RBIs - the 42nd-best total in the country.
- Torkelson has multiple hits in a team-best 22 of ASU's games this season and at least one RBI in 28 of those (multiple RBIs in 14).
- In Pac-12 ONLY games, Torkelson is currently the league leader with 12 home runs. His .728 slugging percentage in league game is good for fourth in the conference. He has driven in 24 RBIs in league games, tied for sixth in the Pac-12, and record 33 hits - tied for fifth in league-only games.
- Torkelson is tied for 7th in the Pac-12 with 12 doubles - matching his career high. He is 37th nationally and fifth in the Pac-12 in slugging percentage (.663) while proving to be a capable baserunner as his 52 runs are fourth in the Pac-12 and 43rd nationally.

### #TorksUp

- Torkelson leads the team with 23 hitting with runners in scoring position, recording 23 hits on 57 chances (.404)
- He has been an extremely tough out to end the inning, extending the inning 21-of-54 times with two outs (.389) with a team-best 28 two-out RBI - nine more than any other player on the roster.
- Hit or not, Torkelson consistently finds a way to successfully advance baserunners, doing so 59 times on 114 opportunities (.518).
- Defensively, Torkelson has also made impressive strides. He has posted just two errors this season (one coming while playing out of position in right field) on 381 chances (5th in the Pac-12). He leads the league in helping to turn 49 double plays this season - 14 more than any other player in the Pac-12 and a stat that shouldn't be overlooked given the amount of incredible picks and stretch-grabs he has made to help facilitate those double plays at first base.
- Torkelson led the country in 2018 with 25 home runs - two more than any other player and just one shy of the NCAA freshman record while becoming first freshman in NCAA history to lead the nation in home runs.
- Torkelson was a unanimous All-American, as every major baseball media outlet in the nation rewarded the freshman with at least one All-America accolade (Collegiate Baseball Newspaper, Baseball America, NCBWA, and Perfect Game)....Honored with Perfect Game's National Freshman of the Year award.
- Named a Golden Spikes Award Semifinalist, an award honoring the best player in college baseball.
- National Collegiate Baseball Writers of America named him as a third-team All-America selection; Earned third-team recognition from Perfect Game; Placed on the Perfect Game Freshman All-America First Team; Named by Collegiate Baseball Newspaper as the National Co-Freshman of the Year and the NCBWA as the National Freshman Hitter of the Year.

### Hunting Party

- Hunter Bishop was named Perfect Game and D1Baseball's Midseason Player of the Year during the first week of April and was also tabbed as the NCBWA National Player of the Month for the Month of March.
- Bishop has also been named the 2019 Midseason Golden Spikes Award Watch List
- Bishop is fifth in the nation with 19 home runs this season - three more than any other player in the Pac-12. For perspective, Bishop had just 10 career home runs before entering his junior season.
- He is the sixth in the nation in slugging percentage (.792) while leading the Pac-12 and 11th nationally in runs scored (57).
- His 141 total bases are 15 more than any other player in the Pac-12 (teammate Spencer Torkelson has 116) and good for sixth in the nation.
- Bishop's 55 RBIs this season are second in the Pac-12 and 27th nationally, while his .354 average is seventh in the league. He has nine games this season with three or more RBIs, a team-best.

### NUMERICAL QUICK ROSTER

No.	Name	Pos.	Cl.	B/T
3	Montoya, Chaz	LHP	L/L	Jr.
4	Bishop, Hunter	OF	L/R	Jr.
5	Williams, Alike	INF	R/R	So.
6	Swift, Drew	INF	R/R	So.
8	Marsh, Alec	RHP	R/R	Jr.
9	Ferri, Sam	C	R/R	R-So.
10	Garcia, Dusty	OF	L/R	Fr.
11	Dabovich, RJ	RHP	R/R	So.
12	Levine, Will	RHP	R/R	Fr.
14	Workman, Gage	INF	S/R	So.
15	Tolman, Erik	LHP	L/L	Fr.
17	Denson, Myles	OF	R/R	Jr.
18	Hauver, Trevor	OF	L/R	So.
19	Vander Kooi, Boyd	RHP	R/R	So.
20	Torkelson, Spencer	INF	R/R	So.
21	Aldrete, Carter	INF	R/R	Jr.
22	Davis, Colby	RHP	R/R	So.
24	Burzell, Blake	RHP	R/R	Fr.
26	Romero, Sam	RHP	R/R	Sr.
27	Lin, Lyle	C	R/R	Jr.
28	Austin, Cole	INF	R/R	R-Jr.
29	La Flam, Luke	RHP	R/R	Fr.
30	Corrigan, Brady	RHP	R/R	So.
31	Lidd, Marc	INF/RHP	R/R	Fr.
35	Cacchione, Dom	RHP	R/R	Fr.
38	Ramos, Keolu	C	R/R	Jr.
40	Cheema, Nick	C	R/R	Jr.

### ALPHABETICAL QUICK ROSTER

No.	Name	Pos.	B/T	Cl.
21	Aldrete, Carter	INF	R/R	Jr.
28	Austin, Cole	INF	R/R	R-Jr.
4	Bishop, Hunter	OF	L/R	Jr.
24	Burzell, Blake	RHP	R/R	Fr.
35	Cacchione, Dom	RHP	R/R	Fr.
40	Cheema, Nick	C	R/R	Jr.
30	Corrigan, Brady	RHP	R/R	So.
11	Dabovich, RJ	RHP	R/R	So.
22	Davis, Colby	RHP	R/R	So.
17	Denson, Myles	OF	R/R	Jr.
9	Ferri, Sam	C	R/R	R-So.
10	Garcia, Dusty	OF	L/R	Fr.
18	Hauver, Trevor	OF	L/R	So.
29	La Flam, Luke	RHP	R/R	Fr.
12	Levine, Will	RHP	R/R	Fr.
31	Lidd, Marc	INF/RHP	R/R	Fr.
27	Lin, Lyle	C	R/R	Jr.
8	Marsh, Alec	RHP	R/R	Jr.
3	Montoya, Chaz	LHP	L/L	Jr.
38	Ramos, Keolu	C	R/R	Jr.
26	Romero, Sam	RHP	R/R	Sr.
6	Swift, Drew	INF	R/R	So.
15	Tolman, Erik	LHP	L/L	Fr.
20	Torkelson, Spencer	INF	R/R	So.
19	Vander Kooi, Boyd	RHP	R/R	So.
5	Williams, Alike	INF	R/R	So.
14	Workman, Gage	INF	S/R	So.

# 2018 Sun Devil Baseball

## GAME NOTES

- His 13 doubles are fifth in the Pac-12 while his four triples are tied for third.
- Bishop's .484 on-base percentage is fourth in the league and 43rd in the country. He has drawn a team-best 39 walks - fourth in the Pac-12.
- He had an active 44-game reached base streak dating back to last season ended during the Washington series, which was the fourth-longest active reached base streak in the NCAA this season.
- Bishop leads the team in advancing teammates 63 times on 112 chances (.563).
- He leads the team with 15 multi-RBI games and is second on the squad with 19 multi-hit games.
- His 55 RBIs already eclipse his previous career best of 26 while his 57 runs scored are 30 more than his previous career best of 27.
- The junior was named the Pac-12 Player of the Week three times in the month of March.

### Marshing to the Beat

- Alec Marsh was named a Midseason First Team All-American by Perfect Game on April 4 and was also named to USA Baseball's Golden Spikes Award Midseason Watch List.
- Marsh was added to the Collegiate Baseball Hall of Fame's Watch List for the National Pitcher of the Year on April 17.
- Marsh has allowed three earned runs or fewer in 28 of his last 31 appearances dating back to his freshman season.
- Dating back to last season, Marsh has a posted a quality start in 14 of his 20 starts since assuming the mantle of Mr. Friday Night midway through the 2018 campaign.
- Marsh is tied for first in the Pac-12 and ninth in the nation with eight victories this season, currently posting an 8-2 record.
- His 3.09 ERA is currently 12th in the Pac-12 while his 68 strikeouts sit 6th in the league.
- Marsh leads Pac-12 pitchers and is 18th nationally with 78.2 innings pitched this season.
- The junior is not hesitant about pounding the strike zone, throwing a strike on 62.5 percent of his pitches while falling into 2-0 counts just 43 times on 322 batters faced on the year (.134).
- Marsh dominates when getting ahead of the count, holding batters to 2-26 hitting (.077) on 0-2 counts and 9-of-47 hitting (.191) on 1-2 counts with 34 combined strikeouts between the two. 2-2 counts have also been deadly when facing Marsh this season, with opponents going 4-for-39 (.103) with 22 punchouts.
- Marsh is responsible for one ASU's two complete game this season, a masterful three-hit effort as he shut down third-ranked Oregon State to the tune of a 4-1 victory.
- Marsh struck out 10 batters on Opening Night, the first time an ASU player had reached double digits in a game since Seth Martinez in March of 2016. Marsh also became the first Sun Devil in at least 20 years to throw 10 strikeouts on Opening Night. Since at least 1998 (as far back as readily accessible records go), no Sun Devil had struck out more than eight batters on Opening Night until Marsh's performance.

### #LINSANITY

- Lyle Lin has embraced his new role as the team's designated hitter this season, just outside the Top-1 in the Pac-12 with 41 RBIs this year despite not being an every-day starter
- Lin's 41 RBIs are an incredible tally considering the junior had just 18 RBIs total during the 2018 season, despite starting every game. He has multiple RBIs in 9 games.
- Lin is 13-for-18 this season in bringing runners from third home with less than two outs, a notable area of struggle for the junior was just 2-for-12 in the category last season despite starting every game in the middle of the lineup. The 13 RBIs in that spot this year are two more than any other Sun Devil.
- Lin has advanced baserunners 57 times on 97 chances (.588) - the second-highest total on the team by average.
- His knack for getting the ball into play has paid its due, as he's reached base a team-best eight times on opponent errors this season - three more than any other Sun Devil. He has advanced a runner with an out 21 times - also good for the team lead.
- Lin recorded the game-winning RBI (the RBI that put ASU ahead for the remainder of the game) in all three of ASU's games against UC Davis.
- Lin became the first Sun Devil since 2014 to hit a grand slam with his round-tripper in the second game of the UC Davis series.
- Lin leads the team with seven games this season with three or more hits.

### Put Me In, Coach

- The consummate team player, fans have seen Carter Aldrete all over the diamond this season. Aldrete has seen time in right field, second base, third base and on the mound.
- Aldrete is currently just outside the Top-10 in the Pac-12 with 38 RBIs this season. Of those 38 RBIs, 18 have come with two outs - second on the team
- Has five home runs on the season, good for a career-high.
- Has been much more efficient with runners on the basepath this season, batting .333 (32-of-96) with runners in front of him compared to just .216 (16-of-74) with the bases empty.
- He has 23 hits with runners in scoring position, tied for the highest total on the team - batting .338 in the scenario.
- In Pac-12-only games, Aldrete is tied for the league lead in doubles with eight. He has a career-best 12 on the season - tied for seventh in the league.
- In his first game not starting this season, Aldrete came off the bench to knock a game-winning RBI single in the series finale against #1 UCLA.

### Just Like He Drew It Up

- Despite missing three weeks to injury, Drew Swift returned to the lineup and continued to show he is one of ASU's most improved hitters.
- He has nine doubles this season - already a career-best - and a triple for 10 extra-base hits on the season despite missing several weeks to injury. He had just two extra-base hits on the season.
- Swift has been a part of 31 double plays this season, despite the time missed, good for fourth in the Pac-12 in the category and second among non-first basemen.
- His 105 defensive assists are good for sixth in the Pac-12.
- Became the first Sun Devil since Jake Peevyhouse in 2014 to have three doubles in a game, doing so against San Diego.

### Alika Like That

- Alika Williams has quietly continued to put up impressive numbers as a sophomore, embracing his role as a cleanup hitter with a .345 batting average with 45 RBIs - easily a career high in the category. He had just 20 total RBIs last season.
- The 45 RBIs are good for sixth in the Pac-12. When he does get RBIs, he tends to get a lot of them. He has 13 multi-RBI games this season and is second on the team with eight games with three or more RBIs.
- Williams has homered four times this year and recorded 10 doubles and three triples. He is slugging .512 on the season - over 150 points higher than his freshman total of .333. With 17 extra-base hits on the year, he has far surpassed his freshman total of nine.
- Williams is just outside the top-10 in the Pac-12 with a .443 on-base percentage.
- The sophomore been incredible when falling behind in counts this season, posting a .390 average (16-of-41) when facing 1-2 counts. Of his 58 hits on the year, 34 have come when falling behind in the count.
- He is 30-of-99 (.303) on two-strike hitting on the year - striking out a team-low 23 times while walking 25 times, making him the only player on the team with more walks than strikeouts.
- 17 of his 45 RBIs (.377) have come when falling behind in counts.
- The sophomore has been incredible at advancing baserunners this season, easily leading the team with a .629 average with 61 advancements on 97 opportunities - nearly 40 points higher than the next closest Sun Devil.
- Defensively Williams is currently tied for second in the Pac-12 with 119 defensive assists this season - one shy of the lead league.
- He has helped turn 32 double plays this season, which is good for third in the Pac-12 and first among non-first basemen.

### Putting in the Work

- Gage Workman has been one of the hottest players in the Sun Devil lineup of late, batting .333 with 33 runs scored, 33 RBIs and six home runs. He has hits in 11 of his last 14 games and multiple hits in seventh of those.
- After not having a home run in the first four weeks of the year, Workman erupted for three in the Washington State series.
- In Pac-12 only games, Workman has a .345 average - the best total on the squad and the 11th-best average among all Pac-12 players in league-only games.
- In Pac-12 only games, Workman is tied for ninth in the league with 17 walks.
- His .443 on-base percentage is 12 in Pac-12 games and the best among all Sun Devils in the category. His .609 slugging percentage in Pac-12 games is 8th in the league and second on the team.

- Workman is tied for the team lead in games with three or more hits with six.

#### **Trev Lightly and Carry a Big Stick**

- Perhaps no player on the Sun Devil roster has shown as much improvement this season as sophomore Trevor Hauver.
- The leadoff man is batting .351 with a .443 on-base percentage this season and a team-best 67 hits - good for second in the Pac-12.
- Hauver has drawn 32 walks on the season - currently 10th in the Pac-12.
- Hauver has also showed plenty of pop in the bat, third on the team with 11 home runs this season - good for 7th in the Pac-12.
- Hauver's .351 average is ninth in the Pac-12 and he is second on the team with six games with three or more hits while tied for second with 19 multi-hit games.
- He has been the top ASU player in games in several categories, posting a seven-RBI game, a five-hit game, a four-walk game and a two-home run game.
- He is the only player to record a five-hit game this season, doing so against Long Beach State.
- Hauver has scored 53 runs this season, third in the league and 38th nationally.
- As a leadoff batter in an inning, Hauver has reached base 31 times this season on 87 chances (.356).
- Hauver has been very productive for his teammates as well, successfully advancing runners 55 times on 96 chances (.573). Of ASU's day-to-day starters, Hauver's 22 runners left stranded this season are the fewest on the team.
- Hauver has been light's out with runners in scoring position, leading the team with a .440 average on 22-of-50 hitting while also making it tough for pitchers to get out of innings with a team-best .450 average on 18-of-40 hitting with two outs.
- Hauver has a case for being ASU's most clutch batter late in games this season. In innings 7-9, Hauver is batting .441 on 19-of-43 hitting with 14 RBIs and 14 runs, easily leading ASU in each of those categories in the late stages of games. Five of his 11 home runs have come in these latter stages of games.

#### **Pay the Tolman**

- Erik Tolman has been thrust into several crucial spots as a true freshman this season and responded best when the lights were on.
- Tolman is 3-0 with two saves this season and a team-best 2.40 ERA.
- Tolman has struck out 37 batters and in 41.1 innings pitched.
- Opponent's .179 batting average against Tolman this season is easily the lowest on the team.
- Tolman has allowed just seven extra-base hits this season - all doubles. With a handful more innings pitched, Tolman would qualify as the only pitcher in the Pac-12 this season to not allow a home run.
- Tolman is dominant when he has two strikes to his credit, holding opponents to 3-30 (.100) in 1-2 counts and 3-of-26 (.115) in 2-2 counts with 28 of his 37 strikeouts.
- With runners on the basepath, opponents are batting just 11-of-67 (.164) against Tolman on the season and he has been shutdown with two outs, limiting the opposition to 3-of-42 (.071) while stranding 41 baserunners.
- With runners in scoring position, opponents are just 6-of-41 (.146) with just 10 RBIs.

#### **All That Chaz**

- Chaz Montoya has quickly developed a role as the team's stopper in several crucial scenarios this season.
- Montoya leads the squad with 23 appearances in 45 games, posting a 2.25 ERA in 20.0 innings pitched with 18 strikeouts.
- Montoya has inherited 27 runners this season, allowing just five of them to score.
- In his 23 appearances, Montoya has retired the first batter he has seen on 17 occasions.
- Montoya had a streak of 11 straight games not allowing a run ended in the series finale against Arizona.
- Montoya is 2-0 on the season with a team-high two saves as well.

#### **The Brady Bunch**

- Brady Corrigan has quickly asserted himself as one of ASU's go-to players out of the pen, appearing in 22 of ASU's 45 games this season.
- Corrigan has inherited a team-high 33 runners this season, allowing just five of them to score (.151).
- Corrigan has 50 strikeouts in 41.2 innings pitched - easily the best strikeout-to-inning ratio on the team.

#### **Chicks Dig The Long Ball**

- ASU's power numbers this season have been at another level with ASU posting 73 home runs - a total that is currently fifth nationally.

- The Devils have three players with over 10 home runs in Hunter Bishop (19), Spencer Torkelson (16) and Trevor Hauver (11). It is the first time a Sun Devil roster has laid that claim since 2009 (Carlos Ramirez/19, Jason Kipnis/16, Kole Calhoun/12).
- That 2009 team knocked 75 home runs for the season, making this year's tally the most since then with at least three weeks left to play.
- ASU's 73 home runs have already set the Pac-12 record during the BBCOR era of bats (since 2011), surpassing Oregon State's 2018 mark of 67.
- ASU is hitting 1.62 home runs per game this season, a mark that would be the fourth-best of any team in the past nine years since the BBCOR batting standards were introduced.
- Ten different Sun Devils have gone yard this season, with eight of those doing so 3 or more times.
- ASU's 73 home runs are 8 more than any other team in the Pac-12 (Cal is second with 65).
- The Devils' .523 slugging percentage is 20 points higher than any other program in the conference.
- ASU had 50 home runs last season in 55 games last season, a mark that the current roster surpassed by the midway point of 2019.

#### **Pitching For Contact**

- The Sun Devil pitching staff has done its part to put trust in the defense behind it, a trait of pitching to contact that has led to 53 double plays being turned on the season - a total that leads the Pac-12 and is second nationally and five of the national lead.
- ASU's defense as done its part with a solid .974 fielding percentage that is fifth in the league and 63rd nationally after consecutive seasons ranked 184th or worst in the category.
- That trusting relationship has played a huge role in ASU escaping numerous jams this season. In total, ASU has stranded 402 opponents on the basepath this year - just a tick under nine stranded runners per game at 8.9 per game.



# 2019 Sun Devil Baseball

## HOME RUNS/DOUBLE PLAYS/PITCHING/TROPHY CASE

HOME RUN TRACKER (73)

Player (Season, No.)	Gm #	Date	Opponent	On Base	Inning	Outs	Count	Score	Final
Carter Aldrete (1)	2	Feb. 16	Notre Dame	1	5	2	2-1	9-5	W, 20-7
Carter Aldrete (2)	2	Feb. 16	Notre Dame	2	6	2	2-2	14-5	W, 20-7
Hunter Bishop (1)	3	Feb. 17	Notre Dame	1	1	1	1-1	0-0	W, 16-5
Spencer Torkelson (1)	4	Feb. 20	San Diego	2	5	2	2-2	7-0	W, 12-2
Hunter Bishop (2)	6	Feb. 23	UC Davis	0	4	2	1-1	5-2	W, 13-3
Lyle Lin (1)	6	Feb. 23	UC Davis	3	5	2	3-1	9-2	W, 13-3
Trevor Hauver (1)	7	Feb. 24	UC Davis	2	4	0	1-2	13-0	W, 17-2
Lyle Lin (2)	8	Feb. 26	Pepperdine	0	2	0	2-0	0-0	W, 4-3
Trevor Hauver (2)	8	Feb. 26	Pepperdine	1	7	1	2-2	2-2	W, 4-3
Hunter Bishop (3)	9	March 1	Michigan State	2	3	1	3-0	0-0	W, 8-0
Hunter Bishop (4)	9	March 1	Michigan State	0	8	2	1-1	7-0	W, 8-0
Spencer Torkelson (2)	10	March 2	Michigan State*	2	11	2	2-2	5-5	W, 8-5
Trevor Hauver (3)	11	March 3	Michigan State	0	1	0	1-1	0-0	W, 13-2
Hunter Bishop (5)	11	March 3	Michigan State	0	1	1	3-1	1-0	W, 13-2
Carter Aldrete (3)	11	March 3	Michigan State	0	4	0	2-2	7-0	W, 13-2
Trevor Hauver (4)	11	March 3	Michigan State	0	7	0	3-1	8-0	W, 13-2
Alika Williams (1)	12	March 5	Cal State Fullerton	2	3	1	0-1	3-0	W, 6-4
Hunter Bishop (5)	13	March 8	Xavier	1	1	1	1-1	0-0	W, 12-0
Lyle Lin (3)	13	March 8	Xavier	2	3	1	0-1	3-0	W, 12-0
Carter Aldrete (4)	13	March 8	Xavier	0	5	1	1-1	6-0	W, 12-0
Marc Lidd (1)	13	March 8	Xavier	0	7	0	2-1	10-0	W, 12-0
Hunter Bishop (7)	14	March 9	Xavier	0	1	2	1-1	0-0	W, 8-3
Trevor Hauver (5)	14	March 9	Xavier	0	6	1	2-1	7-3	W, 8-3
Hunter Bishop (8)	15	March 10	Xavier	2	3	2	1-1	0-1	W, 11-6
Trevor Hauver (6)	16	March 13	New Mexico State	0	2	2	2-2	2-1	W, 7-3
Hunter Bishop (9)	16	March 13	New Mexico State	0	3	0	1-0	3-1	W, 7-3
Hunter Bishop (10)	16	March 13	New Mexico State	0	8	0	3-2	6-3	W, 7-3
Gage Workman (1)	17	March 15	Washington State	0	2	1	2-1	0-0	W, 6-0
Gage Workman (2)	17	March 15	Washington State	2	3	2	1-1	2-0	W, 6-0
Spencer Torkelson (3)	18	March 16	Washington State	0	1	1	2-1	0-0	W, 8-7
Gage Workman (3)	18	March 16	Washington State	1	2	1	2-0	1-0	W, 8-7
Sam Ferri (1)	18	March 16	Washington State*	0	9	0	2-1	7-7	W, 8-7
Hunter Bishop (11)	20	March 20	Cal Baptist	0	1	2	2-1	0-0	W, 15-9
Hunter Bishop (12)	20	March 20	Cal Baptist	1	3	1	2-2	2-0	W, 15-9
Hunter Bishop (13)	21	March 22	at Oregon	0	3	1	3-0	1-0	W, 12-2
Spencer Torkelson (4)	21	March 22	at Oregon	1	4	1	0-1	3-0	W, 12-2
Hunter Bishop (14)	21	March 22	at Oregon	0	4	1	2-2	5-0	W, 12-2
Trevor Hauver (7)	23	March 24	at Oregon	0	9	0	1-0	6-3	W, 7-3
Lyle Lin (4)	24	March 29	Arizona	0	5	2	1-1	3-0	W, 8-2
Spencer Torkelson (5)	24	March 29	Arizona	0	7	2	3-1	4-2	W, 8-2
Hunter Bishop (16)	25	March 30	Arizona	1	1	1	1-0	0-0	W, 8-3
Spencer Torkelson (6)	26	March 31	Arizona	1	2	2	0-0	3-7	W, 17-16
Alika Williams (2)	26	March 31	Arizona	1	4	0	1-1	7-9	W, 17-16
Lyle Lin (4)	26	March 31	Arizona	1	5	2	1-0	11-11	W, 17-16
Sam Ferri (2)	27	April 2	Long Beach State	0	3	1	3-2	3-9	L, 9-14
Trevor Hauver (8)	28	April 5	at USC	2	9	1	1-0	3-10	L, 6-10
Spencer Torkelson (7)	29	April 6	at USC	0	3	2	0-1	0-0	L, 3-7
Alika Williams (3)	29	April 6	at USC	0	6	0	0-0	2-3	L, 3-7
Spencer Torkelson (8)	30	April 7	at USC	2	4	1	3-2	4-2	W, 11-8
Spencer Torkelson (9)	31	April 9	at UNLV	0	5	1	2-0	3-1	L, 9-10
Gage Workman (4)	33	April 13	#3 Oregon State	0	3	0	0-1	0-3	L, 4-6
Trevor Hauver (9)	33	April 13	#3 Oregon State	0	6	0	0-0	1-4	L, 4-6
Spencer Torkelson (10)	33	April 13	#3 Oregon State	0	6	0	2-1	2-4	L, 4-6
Hunter Bishop (17)	33	April 13	#3 Oregon State	0	6	0	1-2	3-4	L, 4-6
Spencer Torkelson (11)	34	April 14	#3 Oregon State	0	6	1	1-2	0-4	L, 3-4
Erik Tolman (1)	35	April 16	Seattle	2	2	2	0-1	0-2	W, 12-5
Erik Tolman (2)	35	April 16	Seattle	0	4	2	2-2	4-3	W, 12-5
Spencer Torkelson (12)	36	April 18	at Utah	1	12	2	1-2	9-4	W, 11-6
Erik Tolman (3)	39	April 23	UNLV	0	2	0	2-0	1-0	W, 9-2
Gage Workman (5)	39	April 23	UNLV	0	7	0	3-2	7-2	W, 9-2
Spencer Torkelson (13)	39	April 23	UNLV	0	8	1	2-1	8-2	W, 9-2
Spencer Torkelson (14)	40	April 26	at Washington	1	4	2	0-0	4-9	L, 6-10
Spencer Torkelson (15)	41	April 27	at Washington	0	3	1	1-1	0-1	L, 9-10
Lyle Lin (5)	41	April 27	at Washington	1	8	1	1-2	3-7	L, 9-10
Trevor Hauver (10)	41	April 27	at Washington	0	8	1	1-2	5-6	L, 9-10
Lyle Lin (6)	41	April 27	at Washington	0	12	0	1-1	8-8	L, 9-10
Carter Aldrete (5)	42	April 28	at Washington	1	2	0	1-2	2-1	W, 11-6
Hunter Bishop (18)	42	April 28	at Washington	1	5	0	0-1	5-4	W, 11-6
Trevor Hauver (11)	42	April 28	at Washington	1	6	0	0-0	7-5	W, 11-6
Alika Williams (4)	44	May 4	#1 UCLA	2	8	2	2-1	0-18	L, 3-18
Hunter Bishop (19)	45	May 5	#1 UCLA	3	1	0	0-0	0-0	W, 8-7
Gage Workman (6)	45	May 5	#1 UCLA	0	6	2	1-2	4-7	W, 8-7
Spencer Torkelson (16)	45	May 5	#1 UCLA	0	8	0	1-1	5-7	W, 8-7

\*Walk-Off

## 2019 TROPHY CASE

### Golden Spikes Award - Midseason Watch List

Hunter Bishop  
Alec Marsh  
Spencer Torkelson

### College Baseball Foundation - National Pitcher of the Year

Alec Marsh - Midseason Watch List

### D1Baseball

Hunter Bishop - Midseason Player of the Year; First Team All-American

Tracy Smith - Midseason Co-Coach of the Year

### Perfect Game

Hunter Bishop - Midseason Player of the Year; First Team All-American

Alec Marsh - First Team All-American

Midseason National Team of the Year

### NCBWA

Hunter Bishop - National Player of the Month (March)

### Pac-12 Players of the Week

Spencer Torkelson (Feb. 19)

Hunter Bishop (March 12)

Hunter Bishop (March 25)

Hunter Bishop (April 1)

### Spencer Torkelson

**Preseason All-America Teams** (Collegiate Baseball News (1st Team); National Collegiate Baseball Writers of America (1st Team); Perfect Game (1st Team); D1Baseball.com (1st Team), Baseball American (2nd Team))

# 2019 Sun Devil Baseball

## SERIES STATS AND INDIVIDUAL STREAKS

### SERIES STATS

HITTING	W-L	AVG.	R	H	2B	3B	HR	RBI	BB	SO
NOTRE DAME	3-0	.387	46	43	8	0	3	41	22	46-13
UC DAVIS	3-0	.407	33	44	7	2	3	33	14	16
MICHIGAN STATE	3-0	.339	20	41	8	1	7	28	15	20
XAVIER	3-0	.340	31	35	5	0	7	28	19	18
WASHINGTON STATE	3-0	.327	20	34	4	1	5	18	7	22
OREGON	2-1	.314	23	38	11	0	4	21	14	32
ARIZONA	3-0	.282	33	29	8	0	6	26	29	23
USC	1-2	.292	20	31	6	0	4	20	16	18
OREGON STATE	1-2	.265	11	27	4	0	5	11	16	27
UTAH	2-1	.315	22	39	8	2	1	21	12	20
WASHINGTON	1-2	.270	26	34	8	2	8	23	15	41
UCLA	1-2	.213	13	20	3	0	4	13	7	31
MIDWEES	7-2	.304	83	96	19	6	16	77	49	73

PITCHING	W-L	ERA	H	R	ER	BB	SO	SV	SCORE
NOTRE DAME	3-0	4.33	25	13	13	18	30	0	46-13
UC DAVIS	3-0	1.67	20	7	5	6	23	1	33-7
MICHIGAN STATE	3-0	1.55	20	7	5	8	30	1	29-7
XAVIER	3-0	1.67	20	9	5	13	27	0	31-9
WASHINGTON STATE	3-0	3.33	30	12	10	10	21	1	20-12
OREGON	2-1	3.07	20	10	10	21	27	1	23-10
ARIZONA	3-0	6.00	30	21	18	16	27	2	33-21
USC	1-2	8.28	41	25	23	11	12	1	20-25
OREGON STATE	1-2	3.67	24	11	11	15	28	0	11-11
UTAH	2-1	4.97	33	17	16	14	20	0	22-17
WASHINGTON	1-2	7.53	37	26	24	14	23	1	26-26
UCLA	1-2	8.33	40	28	25	17	16	1	13-28
MIDWEES	7-2	4.82	78	52	43	52	78	2	83-52

### 60-AHEAD RBI/SCORE (RBI/Score responsible for the run to take a lead not relinquished)

Player	Gm #	Date	Opponent	Season #	Inning	Outs	Count	Result	Final
Sam Ferri	1	Feb. 15	Notre Dame	1	2	0	2-2	RBI 2B	20-7
Gage Workman	2	Feb. 16	Notre Dame	1	5	0	1-1	BB, 2B	20-7
Hunter Bishop	3	Feb. 17	Notre Dame	1	1	0	1-1	RBI HR	16-5
Drew Swift	4	Feb. 20	San Diego	1	1	0	2-0	RBI 2B	13-3
Lyle Lin	5	Feb. 23	UC Davis	1	8	1	2-0	RBI 2B	13-3
Lyle Lin	6	Feb. 23	UC Davis	1	1	1	2-0	RBI 2B	13-3
Trevor Hauver	8	Feb. 26	Pepperdine	1	7	1	2-2	RBI HR	4-3
Hunter Bishop	9	March 1	Michigan State	2	3	1	3-0	RBI HR	4-3
Spencer Torkelson	10	March 2	Michigan State	2	1	0	1-1	RBI HR	4-3
Trevor Hauver	11	March 3	Michigan State	2	1	0	1-1	RBI HR	4-3
Sam Ferri	12	March 5	at Cal State Fullerton	2	2	1	1-1	RBI 43	16-0
Drew Swift	13	March 5	at Cal State Fullerton	2	1	0	1-1	RBI HR	16-0
Spencer Torkelson	14	March 9	Xavier	2	5	1	0-1	RBI 1B	16-0
Hunter Bishop	15	March 10	Xavier	2	3	2	1-1	RBI HR	16-0
Aleka Williams	16	March 13	New Mexico State	2	1	0	1-1	RBI HR	16-0
Gage Workman	17	March 15	Washington State	1	2	1	2-1	RBI	6-0
Sam Ferri	18	March 16	Washington State	2	9	0	2-1	RBI 1B	6-0
Aleka Williams	19	March 17	Washington State	2	1	0	1-1	RBI HR	6-0
Hunter Bishop	20	March 20	Cal Baptist	4	1	2	2-2	RBI 1B	15-3
Drew Swift	21	March 22	at Oregon	2	2	2	0-1	RBI 1B	15-3
Carter Aldrete	24	March 29	Arizona	1	1	1	2-0	RBI HR	8-3
Hunter Bishop	25	March 30	Arizona	1	1	1	1-0	RBI HR	8-3
Trevor Hauver	30	April 7	at USC	3	4	1	1-0	RBI 1B	11-8
Spencer Torkelson	32	April 12	#3 Oregon State	2	2	1	0-0	RBI 1B	4-4
Aleka Williams	33	April 16	at Oregon	2	1	0	1-1	RBI HR	8-3
Carter Aldrete	36	April 19	at Utah	2	12	1	1-1	RBI 2B	11-6
Spencer Torkelson	37	April 19	at Utah	2	6	2	2-2	RBI 2B	8-3
Aleka Williams	39	April 23	UNLV	2	2	0	2-2	RBI 3B	11-6
Gage Workman	42	April 28	at Washington	2	2	0	1-2	RBI 1B	11-6
Carter Aldrete	45	April 5	#1 UCLA	3	8	1	1-1	RBI 1B	8-7

### DOUBLE PLAYS (50)

Gm #	Date	Opponent	Pitcher	Scoring	Player	Inning	Outs	Score	Final
2	Feb. 16	Notre Dame	Vander Kooi	643 GDP	Williams-Swift-Torkelson	2	1	3-1	20-7
3	Feb. 17	Notre Dame	La Flam	643 GDP	Swift-Aldrete-Torkelson	2	0	20-7	20-7
3	Feb. 17	Notre Dame	Dabovich	543 GDP	Workman-Swift-Torkelson	1	0	0-0	16-5
4	Feb. 20	San Diego	Cacchione	463 GDP	Williams-Swift-Torkelson	2	1	0-0	13-3
5	Feb. 23	UC Davis	Marsh	643 GDP	Williams-Swift-Torkelson	2	1	0-0	13-3
5	Feb. 23	UC Davis	Marsh	463 GDP	Swift-Williams-Torkelson	6	1	0-2	13-3
7	Feb. 24	UC Davis	Dabovich	543 GDP	Workman-Aldrete-Torkelson	5	1	16-1	17-3
7	Feb. 24	UC Davis	Dabovich	163 GDP	Dabovich-Workman-Torkelson	7	1	17-1	17-3
10	March 2	Michigan State	Tolman	59-2 GDP	Denson-Ferri	10	1	5-5	8-3
12	March 5	@ Fullerton	Romero	643 GDP	Williams-Aldrete-Torkelson	1	1	0-0	6-0
12	March 5	@ Fullerton	Corrigan	643 GDP	Williams-Aldrete-Torkelson	5	1	6-0	6-0
12	March 5	@ Fullerton	Montoya	643 GDP	Workman-Aldrete-Torkelson	6	1	6-0	6-0
14	March 9	Xavier	Marsh	643 GDP	Williams-Aldrete-Torkelson	5	0	3-3	6-0
17	March 15	Washington St.	Marsh	143 DP	Aldrete-Torkelson	5	0	5-0	6-0
17	March 15	Washington St.	Romero	53 DP	Workman-Torkelson	6	0	5-0	6-0
17	March 15	Washington St.	Romero	153 DP	Workman-Torkelson	8	1	6-0	6-0
18	March 16	Washington St.	Vander Kooi	543 GDP	Workman-Aldrete-Torkelson	2	1	1-0	8-2
18	March 16	Washington St.	Vander Kooi	146 DP	Aldrete-Williams	5	1	3-3	8-2
18	March 16	Washington St.	Montoya	146 DP	Aldrete-Torkelson	5	1	7-7	8-2
19	March 17	Washington St.	Dabovich	164 DP	Williams-Swift	3	0	2-3	6-5
20	March 20	Cal Baptist	Romero	463 GDP	Swift-Williams-Torkelson	5	1	10-0	19-0
21	March 22	@ Oregon	Marsh	463 GDP	Swift-Williams-Torkelson	1	1	1-0	12-6
21	March 22	@ Oregon	Marsh	543 GDP	Workman-Swift-Torkelson	3	1	3-0	12-6
22	March 23	@ Oregon	Montoya	53 GDP	Workman-Torkelson	9	0	4-4	6-10
25	April 5	at USC	Marsh	43 GDP	Swift-Torkelson	1	1	0-1	3-2
29	April 6	@ USC	Vander Kooi	596 GDP	Workman-Torkelson-Williams	1	1	0-0	3-2
29	April 6	@ USC	Vander Kooi	463 GDP	Swift-Williams-Torkelson	4	0	2-3	6-10
31	April 9	@ UNLV	Tolman	123 GDP	Tolman-Ferri-Torkelson	1	1	0-0	6-0
31	April 9	@ UNLV	Lidd	153 GDP	Workman-Torkelson	8	1	9-4	9-10
32	April 13	#3 Oregon St.	Marsh	643 GDP	Williams-Swift-Torkelson	6	0	3-1	4-4
33	April 13	@ Oregon St.	Vander Kooi	463 GDP	Swift-Williams-Torkelson	5	1	1-0	12-6
33	April 13	@ Oregon St.	Vander Kooi	543 GDP	Workman-Swift-Torkelson	6	0	1-4	4-4
35	April 16	Seattle	Lidd	463 GDP	Swift-Williams-Torkelson	5	1	5-3	12-6
35	April 16	Seattle	Montoya	463 GDP	Swift-Torkelson	5	1	1-4	12-6
35	April 16	Seattle	La Flam	543 GDP	Workman-Swift-Torkelson	8	1	12-5	12-6
37	April 18	at Utah	Marsh	463 GDP	Swift-Williams-Torkelson	2	1	0-0	11-6
37	April 18	at Utah	Marsh	53 GDP	Workman-Torkelson	5	0	0-1	8-5
37	April 19	at Utah	Vander Kooi	63 GDP	Williams-Torkelson	1	0	0-1	8-5
37	April 19	at Utah	Vander Kooi	463 GDP	Swift-Williams-Torkelson	4	0	4-4	8-5
37	April 19	at Utah	Vander Kooi	463 GDP	Swift-Williams-Torkelson	5	1	1-1	8-5
37	April 19	at Utah	Vander Kooi	643 GDP	Williams-Swift-Torkelson	2	1	8-4	8-5
38	April 20	at Utah	La Flam	643 GDP	Williams-Swift-Torkelson	3	1	0-4	8-5
38	April 20	at Utah	Evine	643 GDP	Williams-Swift-Torkelson	5	1	0-4	8-5
39	April 23	UNLV	Burzell	153 DP	Workman-Torkelson	5	1	4-2	6-9
42	April 28	at Washington	Tolman	643 GDP	Williams-Swift-Torkelson	2	1	4-2	11-6
42	April 28	at Washington	Tolman	463 GDP	Swift-Williams-Torkelson	2	1	4-2	11-6
42	April 28	at Washington	Romero	63 DP	Williams-Torkelson	6	0	9-5	11-6
43	May 3	#1 UCLA	Marsh	543 GDP	Workman-Swift-Torkelson	1	0	0-0	2-3
43	May 3	#1 UCLA	Marsh	16 DP	Williams	6	1	1-1	8-7
45	May 5	#1 UCLA	Corrigan	643 GDP	Williams-Swift-Torkelson	2	1	4-3	8-7
45	May 5	#1 UCLA	Corrigan	463 GDP	Swift-Williams-Torkelson	3	0	4-3	8-7
45	May 5	#1 UCLA	Burzell	463 GDP	Swift-Williams-Torkelson	7	0	5-7	8-7

### SAVES

No.	Date	Opponent	Pitcher (Save #)	IP (H, R-ER, BB, K)
1	2/23	UC Davis	Erik Tolman (1)	1.0 (0, 0-0, 0, 0)
2	2/26	Pepperdine	Blake Burzell (1)	1.2 (0, 0-0, 0, 1)
3	3/14	New Mexico St.	Chaz Montoya (1)	1.2 (0, 0-0, 0, 3)
4	3/17	Washington St.	Chaz Montoya (2)	0.1 (0, 0-0, 0, 1)
5	3/24	@ Oregon	Sam Romero (1)	3.2 (4, 0-0, 0, 4)
6	3/29	Arizona	Brady Corrigan (1)	2.1 (1, 0-0, 1, 3)
7	3/30	Arizona	Sam Romero (2)	3.0 (4, 0-0, 1, 4)
8	4/7	@ USC	Erik Tolman (2)	0.2 (0, 0-0, 1, 1)
9	4/28	@ Washington	RJ Dabovich (1)	1.1 (0, 0-0, 0, 3)
10	5/5	UCLA	RJ Dabovich (2)	1.0 (0, 0-0, 1, 0)

### QUALITY STARTS

No.	Date	Opponent	Pitcher (QS #)	IP (H, R-ER, BB, K)
1	2/15	Notre Dame	Alec Marsh (1)	6.2 (4, 1-1, 1, 10)
2	2/23	UC Davis	Alec Marsh (2)	8.0 (7, 2-1, 1, 5)
3	2/24	UC Davis	RJ Dabovich (1)	7.0 (4, 1-1, 3, 1)
4	3/1	Michigan State	Alec Marsh (3)	7.0 (5, 0-0, 2, 6)
5	3/3	Michigan State	RJ Dabovich (2)	6.0 (4, 1-1, 2, 5)
6	3/8	Xavier	Boyd Vander Kooi (1)	7.0 (5, 0-0, 2, 6)
7	3/10	Xavier	RJ Dabovich (3)	6.1 (5, 3-1, 3, 6)
8	3/15	New Mexico St.	Alec Marsh (4)	6.1 (6, 0-0, 2, 4)
9	3/22	@ Oregon	Alec Marsh (5)	6.2 (3, 0-0, 5, 4)
10	3/29	Arizona	Alec Marsh (6)	6.1 (3, 2-2, 2, 4)
11	3/30	Arizona	Boyd Vander Kooi (2)	6.0 (5, 3-3, 3, 4)
12	4/12	#3 Oregon St.	Alec Marsh (7)	9.0 (3, 1-1, 1, 9)
13	4/18	@ Utah	Alec Marsh (8)	7.0 (3, 1-1, 2, 5)
14	5/3	#1 UCLA	Alec Marsh (9)	7.1 (9, 3-3, 1, 6)

# 2019 Sun Devil Baseball

#SUNDEVILPRIDE

## Regular Season Success (entering 2019 season)

- ASU has the highest winning percentage among all Pac-12 schools and the fifth-highest winning percentage among all NCAA schools at .663 (2859-1445-8) behind Texas, Florida State, Miami (FL) and Oklahoma State.
- ASU's 2,859 wins are seventh among all NCAA schools.
- ASU has finished the season nationally ranked in 45 seasons, including 27 times in the top 10, 22 in the top 5 and five No. 1
- ASU has 30 40-win seasons, 18 50-win seasons and four 60-win seasons

## Postseason Success

- 39 NCAA postseason appearances, sixth most in NCAA history, 32 NCAA Regional appearances and 19 Regional titles
- 22 CWS appearances are fourth in NCAA history (Miami (FL))
- 61 CWS wins are both the third-most in NCAA history (Texas, USC)
- 10 CWS final appearances, third most in NCAA history behind USC and Texas (five National Championships, five runner-ups)

## Pacing The Pac-12 In All-Conference Selections

ASU leads the Pac-12 with 37 First Team All-Conference selections since 2010

## A Tradition Of USA Collegiate Baseball

ASU has had 34 players on the USA Baseball Collegiate National Team with Spencer Torkelson (2018) being the most recent member, which is the third-most among all NCAA schools behind USC (53) and Stanford (40). A Sun Devil has been represented on the Collegiate National Team in 26 different seasons, which is third-most behind Stanford and Cal State Fullerton (27). Sun Devils Ryan Burr, Casey Myers and Dustin Pedroia are the only three Devils to make the team in two separate seasons.

## Alone At The Top

ASU's 11 College Baseball Hall of Famers are the most from any single school in college baseball.

### ASU's National College Baseball Hall of Famers

Joe Arnold (ASU: 1968; HOF: 2015)  
Sal Bando (ASU: 194-65 HOF: 2013)  
Eddie Bane (ASU: 1971-73; HOF: 2008)  
Floyd Bannister (ASU: 1974-76; HOF: 2008)  
Alan Bannister (ASU: 1970-72; HOF: 2010)  
Jim Brock (ASU: 1972-94; HOF: 2007)  
Bob Horner (ASU: 1976-78; HOF: 2006)  
Mike Kelly (ASU: 1989-91; HOF 2015)  
Oddibe McDowell (ASU: 1983-84; HOF: 2011)  
Rick Monday (ASU: 1965; HOF: 2016)  
Bobby Winkles (ASU: 1959-71; HOF: 2006)

### National College Baseball Hall of Famers by School

Arizona State - 11  
Texas - 10  
Wichita State - 5  
Louisiana State - 4  
Miami - 4  
Michigan - 4  
Oklahoma State - 4  
USC - 4

## Success Against The Pac-12 Since 2000

- ASU is 17-2 in series' against Washington State with 7 sweeps
- ASU is 12-8 in series' against UCLA with 3 sweeps
- ASU is 11-9 in series' against USC with 3 sweeps
- ASU is 12-7 in series' against Cal with 5 sweeps
- ASU is 11-9 in series' against Washington with 5 sweeps
- ASU is 13-6 in series' against UA with 3 sweeps
- ASU is 10-10 in series' against Oregon State with 4 sweeps
- ASU is 9-2 in series' against Oregon with 3 sweeps
- ASU is 6-1 in series' against Utah with 4 sweeps

The only school in the league with an advantage over ASU since 2000 is Stanford. The Devils are 8-11 in series vs. the Cardinal in that span (ASU: 5 sweeps / Stanford: 2)

ASU has played 175 Pac-10/12 conference series since 2000 and has won or swept 109 of those series (including 42 sweeps), which equates to 62.3 percent. Conversely, ASU has only been swept 9 times in that span.

## All-Time Records\*

All-time record: 2891-1457-8  
All-time conference: 865-530  
Ranked opponents (Since 2010): 77-78  
*25 wins over top-10 teams, including two road series wins over top-5 teams*  
Season openers: 47-13-1  
Doubleheaders: 492-145  
Conference openers: 31-26 all-time  
*(3-5 in Pac-12, 17-14 in Pac-10, 10-7 in WAC)*  
Postseason: 169-78  
Regionals/Supers: 84-30/11-7  
College World Series: 61-38

*\*44 victories, Pac-10 championship, postseason appearance and College World Series berth in 2007 later vacated due to NCAA sanctions. Records do not reflect vacations.*



## Feeling the Draft

10 members of the 2018 squad have had their name called during the MLB draft but have chosen to continue their academic and athletic pursuits at ASU.

Player	Round	Team	Year
Lyle Lin	16th	Mariners	2016
	29th	Astros	2018
Hunter Bishop	24th	Padres	2016
Carter Aldrete	37th	Red Sox	2016
Sam Ferri	38th	Yankees	2016
Gage Workman	14th	Brewers	2017
Colby Davis	23rd	Yankees	2017
Alika Williams	32nd	Yankees	2017
Boyd Vander Kooi	36th	Diamondbacks	2017
Trevor Hauver	37th	Royals	2017
RJ Dabovich	18th	Royals	2018

## MLB Devils

There are currently 11 former Sun Devils on Opening Day rosters this season.

Kole Calhoun	Angels
Ian Kinsler	Padres
Dustin Pedroia	Red Sox*
Trevor Williams	Pirates
Austin Barnes	Dodgers
Mike Leake	Mariners
Eric Sogard	Blue Jays
Tony Barnette	Cubs^
Jason Kipnis	Indians*
Merrill Kelly	Diamondbacks
Ryan Burr	White Sox

\*- IL

^-IR

## Today's Devils Are Tomorrow's Major Leaguers

- Most players taken in the MLB Draft since 2010 (57)
- ASU's 110 Major Leaguers since 1959 are the most in the nation
- The first-ever player drafted by the MLB was Sun Devil alum Rick Monday
- ASU is the only school at any level to have multiple No. 1 overall picks in June MLB Draft history
- Most unique first round players taken in the June MLB Draft with 20 - (excludes compensation picks and re-draftees)
- Most players drafted in a single year (15 in 2008)
- 437 MLB Draft Picks, more than any other school in the country.

## Movin' On Up

- As has become commonplace at Arizona State, five Sun Devils heard their names called in the MLB Draft following the 2018 season. The Sun Devils have had five or more players drafted in 47 of MLB Drafts held since 1956 and five or more players have gotten the call in 14 of the last 16 seasons.

## Keeping the Tradition Alive

- Two Sun Devils made their debuts in the MLB during the 2018 season, bringing ASU's total to 110 all-time - the most among all NCAA schools since 1959. Ryan Burr (White Sox) and Adam McCreery (Braves) each saw their first Big League action when the rosters exploded this past season.
- The Sun Devils have now had at least one major league player on their varsity roster each year from 1961 through 2015, which is the longest current streak in the nation.
- Thirty-five ASU baseball players have made their MLB debuts since 2002.

## Making an Impact

- Since 1999, Sun Devils in the major league have the second-highest WAR among all colleges in the country with a Sun Devil WAR of 152 coming in behind only Long Beach State (214), according to Baseball America.
- The 2008 Sun Devils boasted a trio of eventual first-round picks in 1B Ike Davis (2008, 1st round), 3B Brett Wallace (2008, 1st round) and RHP Mike Leake (2009, 8th overall), plus also OF Jason Kipnis (2009, 2nd round). Davis, Leake and Kipnis all had moments in the sun in the big leagues.
- The program's brightest light is 2B Dustin Pedroia (2004, 2nd round). He and OF Andre Ethier (2003, 2nd round) teamed up in 2002 and 2003.
- Pirates RHP Trevor Williams (2013, 2nd round) is the most prominent ASU alum in his peak years.

# #MLBU

# 2019 Sun Devil Baseball

## ROSTER

### PITCHERS (12)

No.	Name	Yr	B/T	HT	WT	Hometown (High School)
24	Blake Burzell	Fr.	R/R	6'6"	225	Laguna Beach, Calif. (Laguna Beach)
35	Dom Cacchione	Fr.	R/R	6'2"	175	Menlo Park, Calif. (Sacred Heart Prep)
30	Brady Corrigan	So.	R/R	6'2"	210	Plainfield, Ill. (Plainfield North)
11	RJ Dabovich	So.	R/R	6'3"	215	Pueblo, Colo. (Pueblo West/Central Arizona)
22	Colby Davis	So.	R/R	6'8"	235	Scottsdale, Ariz. (Chaparral)
29	Luke La Flam	Fr.	R/R	6'2"	200	Aurora, Colo. (Grandview)
12	Will Levine	Fr.	R/R	6'2"	200	Mission Viejo, Calif. (Mission Viejo)
8	Alec Marsh	Jr.	R/R	6'2"	220	Milwaukee, Wis. (Ronald Reagan)
3	Chaz Montoya	Jr.	L/L	6'0"	160	Glendale, Ariz. (Centennial)
26	Sam Romero	Sr.	R/R	6'2"	195	Phoenix, Ariz. (Alhambra/Phoenix College)
15	Erik Tolman	Fr.	L/L	6'2"	190	Lake Forest, Calif. (El Toro)
19	Boyd Vander Kooi	So.	R/R	6'5"	220	Mesa, Ariz. (Skyline)

### CATCHERS (4)

40	Nick Cheema	Jr.	R/R	5'11"	195	Weatherford, Texas (Aledo/Central Arizona)
9	Sam Ferri	RS So.	R/R	5'11"	185	Norridge, Ill. (Notre Dame College Prep)
27	Lyle Lin	Jr.	R/R	6'1"	200	Taipei, Taiwan (JSerra Catholic)
38	Keolu Ramos	Jr.	R/R	5'10"	185	Mililani, Hawa. (Mililani/San Mateo College)

### INFIELDERS (7)

21	Carter Aldrete	Jr.	R/R	6'2"	205	Monterey, Calif. (Monterey)
28	Cole Austin	RS Jr.	R/R	6'2"	190	Kennesaw, GA (Harrison/West Virginia)
31	Marc Lidd	Fr.	R/R	6'4"	210	Irvine, Calif. (Crean Lutheran)
6	Drew Swift	So.	R/R	6'0"	155	Chandler, Ariz. (Hamilton)
20	Spencer Torkelson	So.	R/R	6'1"	220	Petaluma, Calif. (Casa Grande)
5	Alika Williams	So.	R/R	6'2"	180	San Diego, Calif. (Rancho Bernardo)
14	Gage Workman	So.	S/R	6'4"	200	Queen Creek, Ariz. (Basha)

### OUTFIELDERS (4)

4	Hunter Bishop	Jr.	L/R	6'5"	210	Palo Alto, Calif. (Serra)
17	Myles Denson	Jr.	R/R	6'2"	185	Las Vegas, Nev. (Bishop Gorman)
10	Dusty Garcia	Fr.	L/R	6'0"	175	Port Orchard, Wash. (South Kitsap)
18	Trevor Hauver	So.	L/R	6'0"	205	Chandler, Ariz. (Perry)

13 **Head Coach:** Tracy Smith

2 **Associate Head Coach/Recruiting Coordinator:** Ben Greenspan

47 **Assistant Coach/Pitching Coach:** Mike Cather

7 **Assistant Coach/Hitting Coach:** Michael Earley

23 **Undergraduate Student Assistant Coach:** David Greer

Director of Operations: Daniel Stolper

Sports Medicine/Rehabilitation: Jesse Lowman

Strength and Conditioning: Jason Robbins

Quality Control: Sean Cashman



### NUMERICAL

#### NUMERICAL

3	Chaz Montoya	6-1	160	LHP	L/L	Jr.	Glendale, Ariz./Centennial
4	Hunter Bishop	6-5	210	OF	L/R	Jr.	Palo Alto, Calif./Serra
5	Alika Williams	6-2	165	INF	R/R	So.	San Diego, Calif./Rancho Bernardo
6	Drew Swift	6-0	150	INF	R/R	So.	Chandler, Ariz./Hamilton
8	Alec Marsh	6-2	220	RHP	R/R	Jr.	Milwaukee, Wis./Ronald Reagan
9	Sam Ferri	5-11	185	C	R/R	R-So.	Norridge, Ill./Notre Dame College Prep
10	Dusty Garcia	6-0	170	OF	L/R	Fr.	Port Orchard, Wash./South Kitsap
11	RJ Dabovich	6-3	190	RHP	R/R	So.	Pueblo, Colo./Central Ariz./Pueblo West
12	Will Levine	6-2	189	RHP	R/R	Fr.	Mission Viejo, Calif./Mission Viejo
14	Gage Workman	6-4	175	INF	S/R	So.	Queen Creek, Ariz./Basha
15	Erik Tolman	6-2	180	LHP	L/L	Fr.	Lake Forest, Calif./El Toro
17	Myles Denson	6-2	180	OF	R/R	Jr.	Las Vegas, Nev./Bishop Gorman
18	Trevor Hauver	6-0	190	OF	L/R	So.	Chandler, Ariz./Perry
19	Boyd Vander Kooi	6-5	210	RHP	R/R	So.	Mesa, Ariz./Skyline
20	Spencer Torkelson	6-1	205	INF	R/R	So.	Petaluma, Calif./Casa Grande
21	Carter Aldrete	6-2	205	INF	R/R	Jr.	Monterey, Calif./Monterey
22	Colby Davis	6-8	225	RHP	R/R	So.	Scottsdale, Ariz./Chaparral
24	Blake Burzell	6-6	210	RHP	R/R	Fr.	Laguna Beach, Calif./Laguna Beach
26	Sam Romero	6-2	180	RHP	R/R	Sr.	Phoenix, Ariz./Alhambra
27	Lyle Lin	6-1	201	C	R/R	Jr.	Taipei, Taiwan/JSerra Catholic
28	Cole Austin	6-2	185	INF	R/R	R-Jr.	Kennesaw, Ga./Harrison
29	Luke La Flam	6-2	195	RHP	R/R	Fr.	Aurora, Colo./Grandview
30	Brady Corrigan	6-2	200	RHP	R/R	So.	Plainfield, Ill./Plainfield North
31	Marc Lidd	6-4	200	INF/RHP	R/R	Fr.	Irvine, Calif./Crean Lutheran
35	Dom Cacchione	6-2	170	RHP	R/R	Fr.	Menlo Park, Calif./Sacred Heart Prep
38	Keolu Ramos	5-11	180	C	R/R	Jr.	Mililani, Hawaii/Mililani
40	Nick Cheema	5-11	205	C	R/R	Jr.	Weatherford, Texas/Aledo/Central Arizona

### PRO-NUN-SEE-AY-SHUNS

Carter Aldrete - AL-dreh-tee  
 Dom Cacchione - kuh-SHONE  
 Nick Cheema - CHEE-muh  
 RJ Dabovich - DAB-oh-vich  
 Sam Ferri - FAIR-ee  
 Trevor Hauver - HAW-ver  
 Will Levine - leh-VEEN  
 Boyd Vander Kooi - VAN-der KOY

### ALPHABETICAL

No.	Name	Pos.
21	Aldrete, Carter	INF
28	Austin, Cole	INF
4	Bishop, Hunter	OF
24	Burzell, Blake	RHP
35	Cacchione, Dom	RHP
40	Cheema, Nick	C
30	Corrigan, Brady	RHP
11	Dabovich, RJ	RHP
22	Davis, Colby	RHP
17	Denson, Myles	OF
9	Ferri, Sam	C
10	Garcia, Dusty	OF
18	Hauver, Trevor	OF
29	LaFlam, Luke	RHP
12	Levine, Will	RHP
31	Lidd, Marc	INF/RHP
27	Lin, Lyle	C
8	Marsh, Alec	RHP
3	Montoya, Chaz	LHP
38	Ramos, Keolu	C
26	Romero, Sam	RHP
6	Swift, Drew	INF
15	Tolman, Erik	LHP
20	Torkelson, Spencer	INF
19	Vander Kooi, Boyd	RHP
5	Williams, Alika	INF
14	Workman, Gage	INF

### BY POSITION

Catchers	4
Pitchers	12
Infielders	7
Outfielders	4

### BY CLASS

Seniors	1
Juniors	9
Sophomores	10
Freshmen	7

### BATTING

Lefties	3
Righties	11
Switch	1

### PITCHING

Righties	11
Lefties	2

## Hitting Categories

Hit a grand slam.....	Lyle Lin, Feb. 23, 2019 vs. UC Davis (W, 13-3)
Hit a walkoff HR.....	Sam Ferri, March 16, 2019 vs. Washington State (solo shot in 9th inning)
Led off the game with a HR.....	Trevor Hauver, March 3, 2019 vs. Michigan State (W, 13-2)
Hit for the cycle.....	Travis Buck, March 7, 2003 vs. Southern Utah (W, 19-0)
Team hit for the cycle to open the game.....	April 27, 2003 vs. Washington State (HR/2B/1B/3B)
Team hit for the cycle on four consecutive batters.....	April 18, 2019 at Utah (2B, 3B, 1B, HR in 12th inning)
Hit back-to-back HRs.....	Lyle Lin (2-run shot) and Trevor Hauver, April 27, 2019 at Washington (L, 9-10/12 innings)
Hit back-to-back-to-back HRs.....	Trevor Hauver, Spencer Torkelson. Hunter Bishop, April 12, 2-19 vs. #3 Oregon State (L, 4-6)
Hit two HRs in one game.....	Lyle Lin, April 27, 2019 at Washington (L, 9-10, 12 innings)
A freshman hit two HR in one game.....	Erik Tolman, April 16, 2019, vs. Seattle (W, 12-5)
Hit three HRs in one game.....	Joey DeMichele, May 1, 2011 vs Stanford (TIES ASU RECORD)
Had five hits in one game.....	Trevor Hauver, April 2, 2019, vs. Long Beach State (5-for-6)
Had six hits in one game.....	Travis Buck, March 13, 2005 vs Western Illinois (went 6-for-8, 3 RBI)
Had seven hits in one game.....	Jerry Mantlo, February 6, 1972 vs. Michigan
Had three doubles in one game.....	Alika Williams, March 3, 2019 vs. Michigan State (W, 13-2)
Had four doubles in one game.....	Travis Buck, February 28, 2004 vs. Connecticut (W, 16-5)
Hit two triples in one game.....	Gage Canning, March 3, 2018 vs. Oklahoma State
Had seven RBI in one game.....	Trevor Hauver, Feb. 24, 2019 vs. UC Davis (W, 17-2)
Had eight RBI in one game.....	Kiel Roling, March 17, 2007 vs. Maine
Had nine RBI in one game.....	Jeremy West, April 27, 2003 vs. Washington State
Stole four bases in one game.....	Drew Maggi, April 10, 2010 at Washington St. (TIES ASU RECORD)
Stole home.....	Colby Woodmansee, March 6, 2016 vs. Eastern Michigan (W, 8-1)
Struck out four or more times in one game.....	4, Trevor Hauver, April 27, 2019 at Washington (L, 9-10/12 innings)
Hitler stranded six runners on base.....	Spencer Torkelson (6), Feb. 20, 2019 vs. San Diego (W, 12-2)
Recorded 13 total bases.....	Gage Canning (13), April 27, Gage Canning, March 18, 2018 vs. Oregon (2 HR, 1 3B, 2 1B)
Had an inside-the-park home run.....	Gage Canning, March 18, 2018 vs. Oregon (W, 18-4)
Had an inside-the-park home run AND a traditional home run.....	Gage Canning, March 18, 2018 vs. Oregon (W, 18-4)
Scored five runs in one game.....	Hunter Bishop (5), March 8, 2019 vs. Xavier (W, 12-0)
Was hit by a pitch two or more times.....	Spencer Torkelson, 2, vs. Utah, April 21, 2018
Walked 4+ times.....	4, Hunter Bishop, vs. Arizona, March 31, 2019 (W, 17-16)
Opponent hit two HRs in one game.....	Jake Pries, vs. #1 UCLA, May 4, 2019 (L, 3-18)
Opponent hit a walkoff HR.....	Evan Williams, at Oregon, March 23, 2019 (off Brady Corrigan)
Opponent hit a leadoff HR.....	Andy Lentz (Washington), May 17, 2008 at Packard Stadium (off Josh Satow)

## Pitching Categories

Threw a no-hitter.....	Ryan Hingst, March 25, 2016 vs. Utah, (W, 5-0)
Threw a perfect game.....	Eddie Bane, March 2, 1973, vs. Cal State Northridge (W, 9-0)
Threw a one-hitter.....	Brian Flores, May 20, 2007 at Oregon State (W, 8-1)
Threw a two-hitter.....	Will Waldrup, Jan. 23, 1999 vs. Hawaii-Hilo (W, 3-0)
Were no-hit.....	Phil Keller, March 23, 1970 vs. Stanford (L, 1-0)
Were one-hit.....	Noah Bremer, at Washington, May 12, 2017 (L, 0-4)
Threw a complete game.....	Boyd Vander Kooi, April 19, 2019 vs. at Utah (W, 8-5)
Threw a complete game shutout.....	Eli Lingos, March 30, 2018 at Washington St. (W, 7-0)
Threw back-to-back complete games.....	Trevor Williams, 3/1/13 vs. Pacific (W, 8-1) and 3/9 vs. Long Beach State (W, 4-0)
Threw back-to-back complete game shutouts.....	Brady Rodgers/Kramer Champlin, May 20 and 21, 2011 at Washington
Had an opposing pitcher throw a complete game.....	Noah Bremer, at Washington, May 12, 2017 (L, 0-4)
Shut out an opponent (one or more pitchers).....	March 15, 2019 vs. Washington State (6-0, 3 pitchers)
Were shutout.....	vs. UNCW, March 10, 2018 (0-9)
Struck out 10 or more batters in a game.....	Alec Marsh (10), Feb. 15, 2019 vs. Notre Dame (6.2 IP)
Struck out 15 or more batters in a game.....	Mike Leake (15), May 30, 2009 vs. Oral Roberts (CG, 4-1 Win in Tempe Regional)
Had an opposing pitcher strike out 10 or more Sun Devils.....	Ryne Nelson (10), at Oregon, March 23 2019 (L, 4-5 (12))
Did not walk a batter (complete game).....	Ryan Kellogg, May 14, 2015 vs Washington State (W, 5-0)
Recorded 10 wins in a season.....	Ryan Kellogg, 11-1 (2013)
Hit three batters in a game.....	Brett Lilek (3), April 4, 2015 at Utah (W, 6-5)
Starting pitcher hit a home run in a game.....	Erik Tolman, April 23, 2019 vs. UNLV (W, 9-2)

## Fielding Categories

Had no errors in three straight games.....	April 20, 23, 26-27 at Utah, vs. UNLV, at Washington
Committed three or more errors in one game.....	Andrew Snow (3), Feb. 17, 2017 vs. Northwestern
Had 16 or more putouts in one game.....	Zach Wilson(20), First Base, April 21, 2011 at Cal
Had 20 or more put outs in one game.....	Zach Wilson (20), First Base, April 21, 2011 at Cal
Had eight or more assists in one game.....	Alika Williams (8), April 19, 2019 at Utah (W, 8-5)
Caught and pitched in the same game.....	Jordan Swagerty, March 17, 2010 vs. USC (2x in 2010)
Turned four double plays in one game.....	May 5, 2019 vs. #1 UCLA (W, 8-7)
Turned five+ double plays in one game.....	5, April 25, 2010, vs. Washington (TIES ASU RECORD)
Turned a triple play.....	Eric Sogard (2B), Brett Wallace (1B) and Andrew Romine SS, February 27, 2007 at Arizona

## Scoring and Misc. Categories

Recorded 20+ hits.....	20, Feb. 16, 2019 vs. Notre Dame (W, 20-7)
Recorded 20+ hits in back-to-back games.....	22 and 22, February 3-4, 2007 vs. Southern Utah
Scored 20+ runs.....	20, Feb. 16, 2019 vs. Notre Dame (W, 20-7)
Scored 30+ runs.....	30, March 13, 2005 vs. Western Illinois (W, 30-13 in Baton Rouge, La.)
Scored 10+ runs in one inning.....	11, April 26, 2015 vs. Tennessee Tech (W, 16-4)
Left 15+ runners on base in one game.....	15, March 5, 2016 vs. Eastern Michigan (W, 5-4 (11))
Allowed 5 or more home runs in a game.....	7, vs. #1 UCLA, May 4, 2019 (L, 3-18)
Walked 15+ times in a game.....	15, March 31, 2019 vs. Arizona (W, 17-16)
Stranded 15+ opponent runners on base in one game.....	15, March 23, 2019, vs at Oregon (L, 4-5 (12))
Surrendered a ninth inning lead.....	April 18, 2019, at Utah (Led 4-2, Won 11-6 in 12 inings)
Swept a three-game Pac-12 series.....	March 29-31, 2019 vs. Arizona (8-2, 8-3, 17-16)
Swept a three-game Non-Conference series.....	March 8-10, 2019 vs. Xavier (12-0, 8-3, 11-6)
Were swept in a Pac-12 series.....	April 13-15, 2018 at #2 Stanford (1-3, 6-11, 3-10)
Were swept in a Pac-12 series at home.....	May 18-20, 2017 vs. #15 Arizona (5-6, 1-3, 5-9)
Played in extra innings.....	12, April 27, 2019 at Washinton (L, 9-10)
Played in 14+ innings.....	14, March 9, 2016 at Cal State Fullerton (W, 2-1 W)
Played back-to-back extra inning games.....	March 29-30, 2018, at Washington State (L, 8-7 (10)), (L, 4-3 (11))
Played a game lasting 5+ hours.....	5 hours, 10 minutes, March 31, 2019 vs. Arizona (W, 17-16)

# 2019 Sun Devil Baseball

## RECORD WHEN/PITCHING BREAKDOWN

### Record When...

Overall .....	33-12	Scoring 0-2 runs .....	0-1	After 8 leading .....	31-1
Conference .....	14-10	..... 3-5 runs .....	3-6	..... trailing .....	0-9
Non-Conference .....	19-2	..... 6-9 runs .....	14-5	..... tied .....	2-2
Home games .....	26-5	..... 10+ runs .....	16-0	Hit 0 home runs .....	5-3
Away games .....	7-7	Opponent 0-2 runs .....	12-0	... 1 home run .....	10-6
Neutral site .....	0-0	..... 3-5 runs .....	12-3	... 2+ home runs .....	18-3
Day games .....	11-6	..... 6-9 runs .....	8-3	Opponent 0 home runs .....	16-5
Night games .....	22-6	..... 10+ runs .....	1-6	..... 1 home run .....	14-4
vs Left starter .....	12-3	Scored in 1st inning .....	17-1	..... 2+ HRs .....	3-3
vs Right starter .....	21-9	Opp. scored in 1st .....	8-5	Made 0 errors .....	11-8
1-Run games .....	6-5	Scores first .....	23-2	... 1 error .....	12-1
2-Run games .....	1-1	Opp. scores first .....	10-10	... 2+ errors .....	10-3
5+Run games .....	20-2	After 6 leading .....	30-1	Opp. made 0 errors .....	7-4
Extra innings .....	2-2	..... trailing .....	3-8	..... 1 error .....	13-6
Shutouts .....	3-0	..... tied .....	0-3	..... 2+ errors .....	13-2
		After 7 leading .....	31-1	Out-hit opponent .....	26-2
		..... trailing .....	2-10	Out-hit by opponent .....	4-10
		..... tied .....	0-1	Hits are tied .....	3-0

### A Look At the Pitching Staff

#### Arizona State Starters

Pitcher	Starts/QS	Pct.	PC/Start	IP/Start	ER Against/Start	Runs For/Start	PCK	DP	Team Record
Alec Marsh	12/9	75.0	1179/98.3	76.2/6.1	27/2.3	51/4.3	3	13	8-3
Boyd Vander Kooi	12/2	16.7	1057/88.1	67.1/5.2	47/3.9	60/5.0	0	11	6-5
RJ Dabovich	8/3	37.5	612/76.5	37.2/4.2	18/2.3	58/7.3	0	3	8-0
Sam Romero	6/0	0.0	313/52.2	17.1/3.0	7/1.2	22/3.7	0	2	4-2
Erik Tolman	4/0	0.0	276/69.0	15.1/3.2	5/1.3	15/3.8	0	3	3-1
Brady Corrigan	1/0	0.0	71/71.0	3.0/3.0	3/3.0	4/4.0	0	0	1-0
Luke La Flam	1/0	0.0	51/51.0	3.0/3.0	4/4.0	0/0.0	0	1	0-1
Dom Cacchione	1/0	0.0	15/15.0	0.1/0.1	4/4.0	0/0.0	0	0	0-1

#### Arizona State Bullpen (Relief Appearance Stats Only)

Reliever	APP	IP	H	R	ER	BB	SO	SV	ERA	IR/Scored	1st Bat. Faced/Ret.
Alec Marsh	1	2.0	2	1	0	1	3	0	0.00	3/3	1/0
RJ Dabovich	2	2.1	0	0	0	1	3	2	0.00	2/0	2/1
Myles Denson	1	1.0	1	0	0	0	1	0	0.00	0/0	1/1
Erik Tolman	16	26.0	12	6	6	21	28	2	2.08	16/4	16/14
Chaz Montoya	23	20.0	15	6	5	10	18	2	2.25	27/5	23/17
Sam Romero	15	22.2	26	8	8	9	19	2	3.18	17/10	15/11
Brady Corrigan	21	38.2	41	22	21	21	45	1	4.89	33/5	22/11
Blake Burzell	22	26.2	28	20	15	13	21	1	5.06	25/8	22/16
Luke La Flam	8	10.1	8	6	6	8	8	0	5.23	0/0	8/4
Will Levine	9	13.1	17	9	8	11	10	0	5.40	0/0	9/5
Marc Lidd	7	13.1	12	11	11	10	9	0	7.43	4/4	7/5
Dom Cacchione	8	9.2	12	11	9	5	9	0	8.38	4/0	8/7
Carter Aldrete	1	1.0	1	1	1	2	1	0	9.00	0/0	1/0
Colby Davis	3	2.2	9	8	5	3	2	0	16.88	3/2	3/2



**LF**

**Trevor Hauver, 33-12**

**CF**

**Hunter Bishop, 33-12**

**RF**

**Carter Aldrete, 22-9**

Myles Denson, 10-0

Dusty Garcia, 1-1

**SS**

**Alika Williams, 33-12**

**2B**

**Drew Swift, 23-12**

Carter Aldrete, 10-0

**3B**

**Gage Workman, 33-12**

**SP**

**Alec Marsh, 9-3**

**Boyd Vander Kooi, 7-5**

**RJ Dabovich, 8-0**

**Sam Romero, 5-1**

**Erik Tolman, 3-2**

**Brady Corrigan, 1-0**

**Dom Cacchione, 0-1**

**Luke La Flam, 0-1**

**1B**

**Spencer Torkelson, 33-12**

**DH**

**Lyle Lin, 21-7**

Myles Denson, 6-2

Erik Tolman, 5-3

Dusty Garcia, 1-0

**C**

**Sam Ferri, 24-11**

Lyle Lin, 9-1



# 2019 Sun Devil Baseball

HEAD COACH



## TRACY SMITH - HEAD COACH - FIFTH SEASON (23rd OVERALL)

Tracy Smith, the 2013 National Coach of the Year, was hired as the fifth head baseball coach in program history on June 24, 2014, and enters his fifth season at the helm of the Sun Devil baseball program.

Smith has established a reputation of evaluating and developing talent as more than 50 student-athletes since 2000 improved their stock in the Major League Baseball Draft under Smith's tutelage, including four who became first-round draft picks after going undrafted out of high school.

In 22 total years as a head coach, Smith has seen 80 of his players selected in the MLB Draft, including 73 draftees since 2000 and 33 in the first 10 rounds. He has mentored 48 Major League Baseball draft picks over the past eight seasons, including the fourth overall pick in the 2014 Major League Baseball June Amateur Draft (Kyle Schwarber) and three first-round selections in the 2009 MLB June Draft (Eric Arnett, Josh Phegley, Matt Bashore).

In 2018, Smith eclipsed 700 career wins as an NCAA head coach while also overseeing one of the most prolific freshman campaigns in collegiate baseball history as Spencer Torkelson became the first freshman to ever lead the nation in home runs, finishing with 25 on the season.

Torkelson knocked two more home runs than any other player and just one shy of the NCAA freshman record. Torkelson was just the sixth player to reach 25 home runs since the BBCOR batting technology changes took effect in 2011 and the only freshman in the NCAA to reach the milestone in that time.

Against Washington State, he surpassed the previous Sun Devil freshman record of 11 home runs set by Barry Bonds in 1983. Torkelson finished tied with Bob Horner (1978) for second in ASU single-season history, just two shy of Mitch Jones' school record 27 in 2000.

Torkelson slugged .743 on the season (25 homers, 12 doubles), the third-highest total for any freshman in the NCAA in the past two decades and the highest for a freshman in the BBCOR era (since 2011). Only Rickie Weeks (.849 in 2001) and Jeremy Baltz (.771, 2010) have posted higher freshman slugging percentages in the past 20 years.

Smith saw five of his student-athletes taken in the 2018 MLB Draft, including fifth-round selection Gage Canning to the Washington Nationals. Canning wrapped the season as one of the elite five-tool players in the country, finishing with a .369 average and a Pac-12 leading 87 hits on the season. Canning was the national leader in triples with 11, and now has 25 in his career at ASU – good for third in school history and the most since Ed Irvine tied the school record of 26 between 1977-79.

Canning reached base in 54 of 55 games for the Sun Devils this season and logged a hit in 47 of those. He led the team with multiple hits in 26 games and had 11 games with three or more hits, becoming the first Sun Devil player to have at least 10 games with 3+ hits since Brett Wallace did so from 2007-08.

With one more home run, Canning would have become the first player in the BBCOR batting era (since 2011) to record double digit numbers in doubles, triples AND home runs. He finished the season with nine homers, 17 doubles and 11 triples, slugging .648 for the season – good for third in the Pac-12 and 38th nationally.

Defensively, Canning was flawless after shifting to center field and logged just one error on the season on 144 chances for a .993 fielding percentage.

The 2017 campaign saw Canning emerge as one of the elite players in the Pac-12. The California-native led the team in virtually every hitting category, including batting average (.332), runs (37), doubles (12), triples (8), home runs (6) and slugging percentage (.538). He was the only player in the Pac-12 to finish with a double-digit number of doubles while also posting at least six home runs and six triples.

Season	Team	Overall	Conference (Standing)	Postseason
1997	Miami (OH)	27-28	17-13 (4th)	MAC Tournament
1998	Miami (OH)	33-26	17-13 (3rd - East)	MAC Tournament
1999	Miami (OH)	34-27	20-12 (2nd - East)	MAC Tournament
2000	Miami (OH)	40-23	16-12 (3rd - East)	NCAA Regional
2001	Miami (OH)	35-25	16-12 (4th - East)	MAC Tournament
2002	Miami (OH)	31-28	16-12 (3rd - East)	MAC Tournament
2003	Miami (OH)	36-24-1	19-9 (2nd - East)	MAC Tournament
2004	Miami (OH)	36-21	14-8 (1st - East)	MAC Tournament
2005	Miami (OH)	45-18	17-4 (1st - East)	NCAA Regional
	<b>Miami (OH)</b>	<b>317-220-1</b>	<b>152-95</b>	
2006	Indiana	22-34	11-21 (10th)	
2007	Indiana	19-35	8-23 (10th)	
2008	Indiana	31-30	15-17 (6th)	Big Ten Tournament
2009	Indiana	32-27	16-7 (3rd)	NCAA Regional
2010	Indiana	28-27	12-12 (t-5th)	Big Ten Tournament
2011	Indiana	30-25	11-13 (7th)	
2012	Indiana	32-28	16-8 (2nd)	Big Ten Tournament
2013	Indiana	49-16	17-7 (1st)	College World Series
2014	Indiana	44-15	21-3 (1st)	First-ever Big 10 National Seed
	<b>Indiana</b>	<b>287-237</b>	<b>127-111</b>	
2015	Arizona State	35-23	18-12 (t-3rd)	NCAA Regional
2016	Arizona State	36-23	16-14 (t-3rd)	NCAA Regional
2017	Arizona State	23-32	8-22 (t-10th)	
2018	Arizona State	23-32	13-17 (7th)	
2019	Arizona State	33-12	14-10	
	<b>Arizona State</b>	<b>150-121</b>	<b>69-75</b>	
	<b>Total</b>	<b>754-578-1</b>	<b>348-281</b>	

On top of dominating the leader boards at ASU, Canning's eight triples were the most by a player in the conference and second-most in the NCAA. Canning also recorded 120 total bases on the season, good for third in the conference. The outfielder really hit his stride in the middle of the season, as he went on a 12-game tear in which he hit at a .538 clip, including five three-hit nights and a four-hit performance.

Smith also helped oversee the emergence of Hunter Bishop as one of the exciting young freshmen in the country on the year. The freshman finished his 2017 campaign with an impressive .301 batting average, five doubles, four triples and five home runs. He ranked second on the team – behind only Canning – in batting average, runs scored (27), triples, home runs and slugging percentage (.484). Bishop started 31 games in the outfield season to become just the sixth ASU freshman in the past 15 years to start over 50 percent of the season in the outfield, most recently done by Canning last season. His 10 multi-RBI games were also a team-best.

In 2016, Smith piloted the Sun Devils to a regional final for the first time since 2013. The Sun Devils' 36 wins were the most in the previous three years and they finished tied for third in the Pac-12. Five players were selected in the 2016 Major League Baseball Draft, marking 14 total players who have been taken in the draft during Smith's tenure.

Eight Devils earned All-Pac-12 honors on the season, including first team selections David Greer, Seth Martinez, Brian Serven and Colby Woodmansee. All four players would go on to be selected in the MLB draft with Greer (third team), Martinez (second team) and Woodmansee (third team) earning Louisville Slugger All-America accolades.



# 2019 Sun Devil Baseball

## HEAD COACH

In his first season at ASU, Smith led the Sun Devils to a postseason berth, a third-place finish in the Pac-12 and 30-plus wins.

He became one of five active coaches, and one of eight all-time, to bring three different Div. I schools to NCAA Regional play as he guided the Sun Devils to a No. 2 seed in the Fullerton Regional in 2015.

A exceptional recruiter, Smith was instrumental in Sun Devil Baseball's signing of the nation's top recruiting class in 2016, which included eight players who had been drafted by the Major League out of high school. His 2017 class was also rated in the Top-5 nationally and was the No. 1 class in the West.

He has amassed a 698-535-1 career record in 21 seasons as a head coach at three different schools, including nine seasons at both Miami (Ohio) and Indiana, and one year at Arizona State. His 698 victories rank in the top 50 among active coaches in the NCAA, and his 21 seasons represent the sixth-fewest number of years on that list.

Smith instituted a change in culture at Arizona State and his demand for excellence both on and off the field was represented as the Devils led the Pac-12 in both all-conference and all-academic honorees in 2014.

Nineteen players have earned Pac-12 All-Academic honors in Smith's first two seasons, tied for the most in Sun Devil history for a two-year span. ASU's 10 selections in Smith's first season led the Pac-12.

His emphasis on defense became evident right away as ASU vastly improved its fielding percentage and lowered its number of errors committed in Smith's first season. The Devils finished fourth in the Pac-12 in both categories in 2015 after ranking near the bottom of the conference from 2010-14.

An accomplished fundraiser, Smith played a huge role in helping transition the Sun Devil Baseball program into Phoenix Municipal Stadium. His vision saw a renovated clubhouse, complete with an alumni locker room and an academics center, as well as an increased prominence on the program's historical accomplishments. Capital improvements included a state-of-the art video board, batting tunnel, a weight room and training room, creation of a grass berm and patio installations, and premium seating options. Smith also played a huge role in facility upgrades at both Indiana University and Miami (Ohio) and was instrumental in the approval and design of both Miami's Stanley G. McKie Field at Joseph P. Hayden Jr. Park and Indiana's Bart Kaufman Field.

Smith earned National Coach of the Year honors and was a unanimous choice for Big Ten Coach of the Year after he led IU to the school's only College World Series appearance in 2013. The following season in 2014, Smith led the Hoosiers to the No. 4 national seed in the NCAA Tournament, the first national seed in Big Ten baseball history.

Smith came to Tempe with 18 years of experience as a collegiate head coach, including nine at Miami University (Ohio) and nine at IU, where he was two-time Big Ten Coach of the Year. He led both programs to a pair of NCAA Regional appearances and more than 600 combined career victories.

He tallied more than 40 wins in his final two seasons at IU and led the Hoosiers to consecutive Big Ten Conference Championships for the first time in school history. IU won the Big Ten regular season and B1G Tournament title in 2013, marking the school's first regular season conference championship since 1949 and the first outright crown since 1932, and advanced to the 2013 College World Series, which ended the Big Ten's 29-year CWS absence.

Smith took an IU program that had finished 10th in the Big Ten six times in an eight-year stretch between 2000 and 2007, and led the Hoosiers to an NCAA Regional in 2009 and to the College World Series in 2013. IU notched a program-best 21 conference wins in 2014 and secured eight first team All-Big Ten selections to tie a conference mark for most first team honorees from one school.

Smith's Academic Progress Rate as a head coach increased each season until it reached a perfect 1000 in two-year stretch between 2008-10.

IU saw eight players on 12 occasions be named All-Americans under Smith, including four in 2014, which was the highest total in program history and the second straight season that IU produced three or more All-Americans.

Smith mentored two Big Ten Players of the Year, three Big Ten Pitchers of the Year and a pair of Big Ten Freshman of the Year in nine seasons at IU, and at least one Hoosier earned Freshman All-America honors in six of the past seven seasons in Bloomington.

He has landed three players on the USA Baseball Collegiate National Team and mentored numerous players at all positions, including outfielder Alex Dickerson, who was named Big Ten Player of the Year and won the Big Ten Triple Crown in 2010, right-handed pitcher Aaron Slegers, who was named 2013 Big Ten Pitcher of the Year, and catcher Kyle Schwarber, who was named an All-American by five major college baseball groups in 2014.

In nine years at the helm of the RedHawks baseball program, Smith compiled eight straight 30-win seasons, two NCAA Regional appearances and advanced to the Mid-American Conference Tournament finals six times.


He began his coaching career as head coach at Miami University-Middletown in 1990, served as an assistant coach at Miami (Ohio) from 1993-94 and was the pitching coach at IU from 1995-96.

A four-year letterwinner at Miami (Ohio), Smith was a pitcher and an infielder for the RedHawks, and played three minor league seasons in the Chicago Cubs organization. He also participated in 1992 Major League Scouting Bureau's Professional Scout School as a representative of the Cubs.


Born Feb. 14, 1966, Smith graduated with a bachelor's degree in Education from Miami (Ohio) in 1989 and completed a master's degree in Sport Organization from Miami (Ohio) in 1992.

# 2019 Sun Devil Baseball

## TV/RADIO ROSTER



**Carter Aldrete**  
OF/INF | R/R | Jr.



**Cole Austin**  
INF | R/R | R-Jr.




**Hunter Bishop**  
OF | L/R | Jr.



**Blaze Buzzell**  
RHP | R/R | Fr.



**Dom Cacchione**  
RHP | R/R | Fr.



**Nick Cheema**  
C | R/R | Jr.




**Brady Corrigan**  
RHP | R/R | So.




**RJ Dabovich**  
RHP | R/R | So.



**Colby Davis**  
RHP | R/R | So.



**Myles Denson**  
INF | R/R | Jr.



**Sam Ferri**  
C | R/R | R-So.




**Dusty Garcia**  
OF | L/R | Fr.



**Trevor Hauver**  
OF | L/R | So.



**Luke La Flam**  
RHP | R/R | Fr.



**Will Levine**  
RHP | R/R | Fr.




# 2019 Sun Devil Baseball

TV/RADIO ROSTER



**Marc Lidd**  
INF | R/R | Fr.



**Lyle Lin**  
C | R/R | Jr.




**Alec Marsh**  
RHP | R/R | Jr.



**Chaz Montoya**  
LHP | L/L | Jr.



**Keolu Ramos**  
C | R/R | Jr.



**Sam Romero**  
RHP | R/R | Sr.



**Drew Swift**  
INF | R/R | So.



**Eric Tolman**  
LHP | L/L | Fr.



**Spencer Torkelson**  
INF | R/R | So.



**Boyd Vander Kooi**  
RHP | R/R | So.



**Alika Williams**  
INF | R/R | So.



**Gage Workman**  
INF | S/R | So.



# 2018 Sun Devil Baseball

## CAREER GAME HIGHS

### Aldrete,C

Hits: 4 [1-5th], at Utah, Apr 18, 2019  
 Doubles: 2 [1-4th], USC, Apr 08, 2018  
 Triples: 1 [1-3rd], Utah, Apr 20, 2018; Miami (OH), 1 cb 17, 2018; at Washington, May 13, 2017  
 Home runs: 2 [1-1st], Notre Dame, Feb 16, 2019  
 Total bases: 9 [1-7th], Notre Dame, 1 cb 18, 2019  
 RBI: 6 [1-2nd], Notre Dame, Feb 16, 2019  
 Runs scored: 3 [1-8th], Notre Dame, 1 cb 18, 2019; Michigan State, Mar 03, 2019; Long Beach State, Mar 11, 2017  
 Walks: 3 [1-8th], at Washington, Apr 27, 2019  
 Hit by pitch: 1, 4 times  
 Struck out: 3 [1-10th], 8 times  
 Sac flies: 2 [1-1st], CSUU, Apr 23, 2017  
 Sac bunts: 1 [1-8th], 4 times  
 At bats: 6 [1-8th], at Utah, Apr 18, 2019; at San Diego, May 09, 2018  
 Stolen bases: 1, Northwestern, Feb 17, 2017; at Pepperdine, Mar 06, 2018; at USC, Mar 24, 2017  
 Caught stealing: 1 [1-3rd], 4 times  
 Innings pitched: 1.0, Cal Baptist, Mar 20, 2019  
 Walks allowed: 2, Cal Baptist, Mar 20, 2019  
 Strikeouts: 1, Cal Baptist, Mar 20, 2019  
 Batters faced: 6, Cal Baptist, Mar 20, 2019  
 Field chances: 11, at Oregon State, Apr 27, 2018  
 Putouts: 10, at Oregon State, Apr 27, 2018  
 Assists: 6, Miami (OH), Feb 17, 2018

### Bishop,H

Hits: 4 [1-5th], Notre Dame, 1 cb 17, 2019; New Mexico State, Mar 13, 2019  
 Doubles: 2 [1-4th], at Oregon, Mar 24, 2019  
 Triples: 1 [1-5th], 9 times  
 Home runs: 2 [1-1st], 5 times  
 Total bases: 16 [1-3rd], New Mexico State, Mar 13, 2019; at Arizona, May 19, 2018  
 RBI: 5 [1-5th], Xavier, Mar 10, 2019; at Arizona, May 18, 2018  
 Runs scored: 5 [1-1st], Xavier, Mar 08, 2019  
 Walks: 4 [1-1st], Arizona, Mar 31, 2019  
 Hit by pitch: 1, 11 times  
 Struck out: 3 [1-10th], 8 times  
 Sac flies: 1 [1-4th], Long Beach State, Mar 11, 2017; UCI A, Mar 31, 2017  
 Sac bunts: 1 [1-8th], USC, Apr 08, 2018; at Stanford, Apr 15, 2018; at Washington State, Mar 29, 2018  
 At bats: 6 [1-8th], at Utah, Apr 18, 2019; at Washington, Apr 27, 2019  
 Stolen bases: 1, 19 times  
 Caught stealing: 1 [1-3rd], 10 times  
 Field chances: 8, Long Beach State, Apr 02, 2019; at USC, Apr 07, 2019  
 Putouts: 8, at USC, Apr 07, 2019  
 Assists: 1, at Utah, Apr 19, 2019; at Washington, May 12, 2017; at Arizona, May 19, 2018

### Burzell,B

Innings pitched: 3.0, UCI A, May 05, 2019  
 Walks allowed: 2, Long Beach State, Apr 02, 2019; at Utah, Apr 18, 2019; UCLA, May 05, 2019  
 Strikeouts: 4, Michigan State, Mar 02, 2018  
 Batters faced: 12, UCLA, May 05, 2019  
 Field chances: 2, Notre Dame, Feb 16, 2019  
 Putouts: 1, at Washington, Apr 28, 2019; Notre Dame, 1 cb 18, 2019  
 Assists: 1, Long Beach State, Apr 02, 2019; Notre Dame, Feb 16, 2019; Washington State, Mar 17, 2019  
 Runners CS: 1, Oregon State, Apr 13, 2019

### Cacchione,D

Innings pitched: 2.2, San Diego, Feb 20, 2019  
 Walks allowed: 2, Long Beach State, Apr 02, 2019; Xavier, Mar 08, 2019  
 Strikeouts: 3, at Oregon, 3/22/19  
 Batters faced: 12, San Diego, 1 cb 20, 2019  
 Field chances: 1, San Diego, Feb 20, 2019; Cal Baptist, Mar 20, 2019  
 Putouts: 1, Cal Baptist, Mar 20, 2019

### Cheema,N

Hits: 2, at Utah, May 28, 2017  
 Doubles: 1, Arizona, May 20, 2017  
 Home runs: 1, at Utah, May 28, 2017  
 Total bases: 5, at Utah, May 28, 2017  
 RBI: 1, Arizona, May 20, 2017; at Utah, May 28, 2017  
 Runs scored: 2, at Utah, May 28, 2017  
 Hit by pitch: 1, Seattle U, Apr 16, 2019  
 Struck out: 1, 4 times  
 At bats: 4, at Utah, May 27, 2017; at Utah, May 28, 2017  
 Field chances: 5, Cal Baptist, Mar 20, 2019  
 Putouts: 4, Cal Baptist, Mar 20, 2019  
 Assists: 1, Cal Baptist, Mar 20, 2019

### Corrigan,B

Innings pitched: 6.0, Fullerton, Apr 04, 2018  
 Walks allowed: 3, at USC, Apr 07, 2019; Seattle U, Apr 16, 2019  
 Strikeouts: 6, at Washington, Apr 27, 2019; at Fullerton, Mar 05, 2019  
 Batters faced: 23, at USC, Apr 07, 2019; at Washington, Apr 27, 2019  
 Field chances: 2, Fullerton, Apr 04, 2018; Seattle U, Apr 16, 2019  
 Putouts: 2, Seattle U, Apr 16, 2019  
 Assists: 1, 4 times  
 Runners CS: 1, Fullerton, Apr 04, 2018; at Stanford, Apr 13, 2018; Washington State, Mar 16, 2018

### Dabovich,RJ

Struck out: 1, UC Davis, Feb 24, 2019  
 At bats: 1, UC Davis, 1 cb 24, 2019  
 Innings pitched: 7.0, UC Davis, Feb 24, 2019  
 Walks allowed: 5 [1-1th], Notre Dame, 1 cb 17, 2019  
 Strikeouts: 6, Xavier, Mar 10, 2019  
 Batters faced: 28, Xavier, Mar 10, 2019  
 Field chances: 3, UC Davis, Feb 24, 2019  
 Putouts: 1, UC Davis, 1 cb 24, 2019; Xavier, Mar 10, 2019  
 Assists: 2, UC Davis, Feb 24, 2019

### Davis,C

Innings pitched: 1.2, Long Beach State, Apr 02, 2019  
 Walks allowed: 2, Long Beach State, Apr 02, 2019  
 Strikeouts: 2, UNC Wilmington, Mar 10, 2018  
 Batters faced: 13, Long Beach State, Apr 02, 2019  
 Field chances: 1, Long Beach State, Apr 02, 2019  
 Putouts: 1, Long Beach State, Apr 02, 2019

### Denson,M

Hits: 3, 4 times  
 Doubles: 1, 8 times  
 Triples: 1 [1-5th], at UNI V, 04-09-19; UC Davis, Feb 24, 2019; Michigan State, Mar 01, 2019  
 Total bases: 5, at UNLV, 04-09-19; Michigan State, Mar 01, 2019  
 RBI: 3, UC Davis, Feb 23, 2019  
 Runs scored: 2, at UNLV, 04-09-19; Arizona, Mar 31, 2019  
 Walks: 3 [1-8th], Arizona, Mar 31, 2019  
 Struck out: 4 [1-2nd], at Utah, May 27, 2017  
 Sac bunts: 1 [1-8th], Oklahoma State, Mar 04, 2018; at Fullerton, Mar 05, 2019; at Washington, May 13, 2017  
 At bats: 5, 4 times  
 Caught stealing: 1 [1-3rd], Loyola Marymount, Mar 04, 2017  
 Innings pitched: 1.0, UCI A, May 04, 2019  
 Strikeouts: 1, UCLA, May 04, 2019  
 Batters faced: 4, UCI A, May 04, 2019  
 Field chances: 3, 8 times  
 Putouts: 3, 7 times  
 Assists: 1, Michigan State, Mar 02, 2019

### Ferri,S

Hits: 2, 7 times  
 Doubles: 1, 9 times  
 Triples: 1 [1-5th], New Mexico State, Mar 13, 2019  
 Home runs: 1, Long Beach State, Apr 02, 2019; Washington State, Mar 16, 2019  
 Total bases: 5, Washington State, Mar 16, 2019  
 RBI: 3, Notre Dame, Feb 15, 2019  
 Runs scored: 3 [1-9th], Michigan State, Mar 02, 2019  
 Walks: 2, at USC, Mar 28, 2017; Arizona, Mar 31, 2019  
 Hit by pitch: 1, San Diego, Feb 20, 2019; UC Davis, Feb 24, 2019  
 Struck out: 3 [1-10th], at Oregon, 3/23/19; Notre Dame, Feb 16, 2019; at TCU, Feb 24, 2017  
 Sac bunts: 1 [1-8th], at Washington, Apr 27, 2019; Notre Dame, 1 cb 17, 2019  
 At bats: 6 [1-8th], at Utah, Apr 18, 2019  
 Innings pitched: 0.2, CSUU, Apr 23, 2017  
 Walks allowed: 1, at Oregon, Apr 29, 2017  
 Batters faced: 4, CSUU, Apr 23, 2017  
 Field chances: 15 [1-7th], Michigan State, Mar 02, 2019  
 Putouts: 13, Notre Dame, 1 cb 15, 2019; at TCU, 1 cb 24, 2017  
 Assists: 3, 4 times  
 Runners CS: 2 [1-1st], Oklahoma State, 1 cb 21, 2017

### Garcia,D

Hits: 1, 5 times  
 Doubles: 1, San Diego, Feb 20, 2019  
 Total bases: 2, San Diego, 1 cb 20, 2019  
 Runs scored: 1, 9 times  
 Walks: 2, Michigan State, Mar 03, 2019  
 Struck out: 3 [1-10th], Long Beach State, Apr 02, 2019  
 Sac bunts: 1 [1-8th], Arizona, Mar 31, 2019  
 At bats: 4, Long Beach State, Apr 02, 2019  
 Stolen bases: 1, 4 times  
 Caught stealing: 1 [1-3rd], at Oregon, 3/23/19; at USC, Apr 07, 2019  
 Field chances: 3, San Diego, Feb 20, 2019; Xavier, Mar 10, 2019  
 Putouts: 3, Xavier, Mar 10, 2019

### Hauver,T

Hits: 5 [1-1st], Long Beach State, Apr 02, 2019  
 Doubles: 2 [1-4th], Long Beach State, Apr 02, 2019; at Pepperdine, Mar 08, 2018; Arizona, Mar 31, 2019  
 Home runs: 2 [1-1st], Michigan State, Mar 03, 2019  
 Total bases: 8, Michigan State, Mar 03, 2019  
 RBI: 7 [1-1st], UC Davis, Feb 24, 2019  
 Runs scored: 4 [1-3rd], UC Davis, 1 cb 24, 2019  
 Walks: 4 [1-1st], Notre Dame, Feb 16, 2019  
 Hit by pitch: 1, 5 times  
 Struck out: 4 [1-2nd], at Washington, Apr 27, 2019  
 Sac flies: 1 [1-4th], 5 times  
 At bats: 7 [1-1st], at Utah, Apr 18, 2019; at Washington, Apr 27, 2019  
 Caught stealing: 1 [1-3rd], at Oregon, 3/23/19; Michigan State, Mar 01, 2018; UCI A, May 03, 2019  
 Field chances: 5, Pepperdine, 1 cb 28, 2019; Xavier, Mar 08, 2019  
 Putouts: 4, at USC, Apr 06, 2019; Pepperdine, Feb 26, 2018; Xavier, Mar 08, 2019  
 Assists: 1, Seattle U, Apr 16, 2019; UC Davis, 1 cb 24, 2019; Pepperdine, 1 cb 28, 2019

### Vander Kooi

Innings pitched: 9.0 [1-1st], at Utah, Apr 19, 2019  
 Walks allowed: 5 [1-4th], at Oregon, 3/23/19; Oregon State, Apr 13, 2018  
 Strikeouts: 9 [1-8th], Saint Mary's, 1 cb 25, 2018  
 Batters faced: 38 [1-1st], at Utah, Apr 19, 2019  
 Field chances: 3, at USC, Apr 06, 2019; at Utah, Apr 19, 2019; Washington State, Mar 16, 2019  
 Putouts: 2, at Oregon State, Apr 26, 2018; Xavier, Mar 08, 2018; Pacific, May 14, 2018  
 Assists: 2, Oregon State, Apr 13, 2019; Washington State, Mar 16, 2019  
 Runners CS: 1, 4 times

### La Flam,L

Runs scored: 1, Xavier, Mar 10, 2019  
 Innings pitched: 3.0, at Utah, Apr 20, 2019  
 Walks allowed: 5 [1-4th], Long Beach State, Apr 02, 2019  
 Strikeouts: 3, UC Davis, 1 cb 23, 2019  
 Batters faced: 17, at Utah, Apr 20, 2019  
 Field chances: 1, Long Beach State, Apr 02, 2019; Seattle U, Apr 16, 2019; at Washington, Apr 26, 2019  
 Putouts: 1, Long Beach State, Apr 02, 2019; Seattle U, Apr 16, 2019; at Washington, Apr 26, 2019

### Levine,W

Innings pitched: 4.0, at Utah, Apr 20, 2019  
 Walks allowed: 3, Notre Dame, 1 cb 18, 2019  
 Strikeouts: 3, Seattle U, Apr 16, 2019  
 Batters faced: 19, at Utah, Apr 20, 2019  
 Field chances: 1, at Utah, Apr 20, 2019; at Washington, Apr 26, 2019  
 Putouts: 1, at Utah, Apr 20, 2019; at Washington, Apr 26, 2019

### Lidd,M

Hits: 1, UC Davis, 1 cb 24, 2019; Xavier, Mar 08, 2019  
 Home runs: 1, Xavier, Mar 08, 2019  
 Total bases: 4, Xavier, Mar 08, 2019  
 RBI: 1, Xavier, Mar 08, 2019  
 Runs scored: 1, Xavier, Mar 08, 2019  
 Struck out: 1, Long Beach State, Apr 02, 2019; UC Davis, 1 cb 23, 2019; Cal Baptist, Mar 20, 2019  
 At bats: 2, Xavier, Mar 08, 2019  
 Innings pitched: 4.0, at UNLV, 04-09-19  
 Walks allowed: 4, at UNLV, 04-09-19  
 Strikeouts: 3, at UNLV, 04-09-19  
 Batters faced: 18, at UNI V, 04-09-19

**Lin,L**

Hits: 4 [t-5th], at Arizona, May 09, 2017  
 Doubles: 2 [t-4th], at UNI V, 04-10-18  
 Triples: 1 [t-5th], Oregon State, Mar 18, 2017  
 Home runs: 2 [t-1st], at Washington, Apr 27, 2019  
 Total bases: 10 [t-3rd], at Washington, Apr 27, 2019  
 RBI: 8 [t-2nd], UC Davis, 1 cb 23, 2019  
 Runs scored: 3 [t-8th], at Washington, Apr 27, 2019  
 Walks: 2, at UNLV, 04-18-17, Washington SL, Apr 14, 2017, UCLA, Mar 31, 2017  
 Hit by pitch: 1, 10 times  
 Struck out: 4 [t-2nd], at Oregon, Apr 28, 2017  
 Sac flies: 1 [t-4th], 8 times  
 Sac bunts: 1 [t-8th], 4 times  
 At bats: 6 [t-8th], 5 times  
 Stolen bases: 2 [t-2nd], New Mexico State, 1 cb 28, 2017  
 Caught stealing: 1 [t-3rd], Washington St, Apr 14, 2017  
 Field chances: 18 [t-1th], UNC-Wilmington, Mar 10, 2018  
 Putouts: 15 [t-3rd], Washington, May 06, 2018  
 Assists: 4, USC, Apr 08, 2018  
 Runners CS: 2 [t-1st], Oregon, Mar 16, 2018

**Marsh,A**

Innings pitched: 9.0 [t-1st], Oregon State, Apr 12, 2019  
 Walks allowed: 5 [t-1th], at Oregon, 3/22/19  
 Strikeouts: 10 [t-7th], Notre Dame, 1 cb 1b, 2019  
 Batters faced: 32, USC, Apr 06, 2018  
 Field chances: 4, Washington, May 04, 2018  
 Putouts: 3, Washington State, Mar 15, 2019  
 Assists: 3, Washington, May 04, 2018  
 Runners CS: 1, at Washington, Apr 28, 2019, UC Davis, 1 cb 23, 2019, UNLV, Mar 28, 2017

**Montoya,C**

Walks: 1, Cal Baptist, Mar 20, 2019  
 Innings pitched: 6.1, UCI A, Apr 01, 2017  
 Walks allowed: 5 [t-1th], at Cal, Apr 08, 2017  
 Strikeouts: 6, at USC, Mar 24, 2017  
 Batters faced: 30, CSU, Apr 21, 2017  
 Field chances: 4, UCI A, Apr 01, 2017  
 Putouts: 1, 4 times  
 Assists: 4, UCI A, Apr 01, 2017  
 Runners CS: 2 [t-1st], UCLA, Apr 01, 2017

**Romero,S**

Innings pitched: 7.1, at Stanford, Apr 14, 2018  
 Walks allowed: 5 [t-1th], at Oregon State, Apr 28, 2018  
 Strikeouts: 8, at Stanford, Apr 14, 2018  
 Batters faced: 29, at San Diego, May 09, 2018  
 Field chances: 2, Oregon State, Apr 14, 2019; at Oregon, Mar 24, 2019  
 Putouts: 1, Oregon State, Apr 14, 2019, Cal Baptist, Mar 20, 2019  
 Assists: 2, at Oregon, Mar 24, 2019  
 Runners CS: 2 [t-1st], Oregon, Mar 16, 2018

**Swift,D**

Hits: 3, 4 times  
 Doubles: 3 [t-1st], San Diego, 1 cb 20, 2019  
 Triples: 1 [t-5th], at Utah, Apr 18, 2019  
 Total bases: 8, at Utah, Apr 18, 2019, San Diego, 1 cb 20, 2019  
 RBI: 3, San Diego, Feb 20, 2019  
 Runs scored: 3 [t-9th], 8 times  
 Walks: 3 [t-6th], Long Beach State, Apr 02, 2018; Miami (OH), Feb 18, 2018  
 Hit by pitch: 2 [t-1st], Miami (OH), 1 cb 18, 2018  
 Struck out: 5 [1st], at Oregon, 3/23/19  
 Sac flies: 1 [t-4th], San Diego, Feb 20, 2019; Oregon, Mar 17, 2018; at UCI A, Mar 25, 2018  
 Sac bunts: 2 [t-2nd], at Arizona, May 18, 2018  
 At bats: 6 [t-8th], at Utah, Apr 18, 2019; at Washington, Apr 27, 2019  
 Stolen bases: 1, 4 times  
 Caught stealing: 2 [t-1st], Miami (OH), Feb 17, 2018  
 Field chances: 12, UCLA, May 05, 2019  
 Putouts: 5, at Oregon State, Apr 28, 2018; UCI A, May 05, 2019  
 Assists: 8 [t-3rd], Pacific, May 14, 2018

**Tolman,E**

Hits: 3, Seattle U, Apr 18, 2019, Xavier, Mar 10, 2019  
 Doubles: 1, Seattle U, Apr 18, 2019  
 Home runs: 2 [t-1st], Seattle U, Apr 18, 2019  
 Total bases: 10 [t-3rd], Seattle U, Apr 18, 2019  
 RBI: 4, Seattle U, Apr 18, 2019  
 Runs scored: 3 [t-9th], Seattle U, Apr 16, 2019  
 Walks: 1, 4 times  
 Hit by pitch: 1, Xavier, Mar 10, 2019  
 Struck out: 3 [t-10th], at Washington, Apr 28, 2019  
 At bats: 5, at Utah, Apr 18, 2019; at Washington, Apr 27, 2019  
 Innings pitched: 5.0, Pepperdine, 1 cb 28, 2019  
 Walks allowed: 4, at UNI V, 04-09-19  
 Strikeouts: 5, UNLV, Apr 23, 2019  
 Batters faced: 19, UNI V, Apr 23, 2019; Pepperdine, Feb 26, 2018  
 Field chances: 4, at Oregon, 3/23/19  
 Putouts: 3, at Oregon, 3/23/19  
 Assists: 2, Pepperdine, 1 cb 28, 2019, Michigan State, Mar 02, 2019  
 Runners CS: 1, Pepperdine, Feb 26, 2018

**Torkelson,S**

Hits: 4 [t-5th], Notre Dame, Feb 17, 2018  
 Doubles: 2 [t-1th], Miami (OH), 1 cb 18, 2018, at UCLA, Mar 25, 2018  
 Home runs: 2 [t-1st], at Stanford, Apr 14, 2018; Miami (OH), Feb 17, 2018; at Long Beach State, Feb 28, 2018  
 Total bases: 9 [t-1th], Miami (OH), 1 cb 17, 2018, at Long Beach State, 1 cb 28, 2018  
 RBI: 4, 4 times  
 Runs scored: 4 [t-3rd], Washington, May 04, 2018  
 Walks: 3 [t-6th], at Washington, Apr 27, 2019; at Oregon State, Apr 28, 2018; Michigan State, Mar 03, 2019  
 Hit by pitch: 2 [t-1st], Utah, Apr 21, 2018  
 Struck out: 3 [t-10th], at San Diego, May 09, 2018  
 Sac flies: 1 [t-4th], 5 times  
 At bats: 8 [t-8th], at Oregon, 3/23/19, at Utah, Apr 18, 2019, Oregon, Mar 17, 2018  
 Stolen bases: 1, 4 times

**Williams,A**


Hits: 4 [t-5th], Michigan State, Mar 03, 2019; Washington State, Mar 17, 2019  
 Doubles: 3 [t-1st], Michigan State, Mar 03, 2019  
 Triples: 1 [t-5th], 4 times  
 Home runs: 1, 4 times  
 Total bases: 7, Michigan State, Mar 03, 2019  
 RBI: 4, Seattle U, Apr 18, 2019  
 Runs scored: 3 [t-8th], at Washington, Apr 28, 2019  
 Walks: 2, 4 times  
 Hit by pitch: 1, 12 times  
 Struck out: 2, 6 times  
 Sac flies: 1 [t-1th], 5 times  
 Sac bunts: 1 [t-8th], 7 times  
 At bats: 8 [t-8th], at Utah, Apr 18, 2019, at Washington, Apr 27, 2019, Arizona, Mar 31, 2019  
 Stolen bases: 1, 12 times  
 Caught stealing: 1 [t-3rd], 8 times  
 Field chances: 12, at Utah, Apr 18, 2019  
 Putouts: 5, UCLA, May 03, 2019  
 Assists: 8 [t-3rd], at Utah, Apr 18, 2019

**Workman,G**

Hits: 4 [t-5th], Notre Dame, 1 cb 18, 2019  
 Doubles: 2 [t-4th], Oregon, Mar 18, 2018; at Oregon, Mar 24, 2019  
 Triples: 2 [t-1st], Oklahoma State, Mar 02, 2018  
 Home runs: 2 [t-1st], Washington State, Mar 15, 2019  
 Total bases: 8, Washington State, Mar 15, 2019  
 RBI: 4, Washington State, Mar 15, 2019  
 Runs scored: 3 [t-8th], Notre Dame, 1 cb 18, 2019  
 Walks: 3 [t-6th], at USC, Apr 07, 2019  
 Hit by pitch: 1, 5 times  
 Struck out: 4 [t-2nd], at Washington State, Mar 31, 2018, Arizona, Mar 31, 2019  
 Sac flies: 1 [t-4th], 4 times  
 Sac bunts: 2 [t-2nd], at Oregon State, Apr 28, 2018  
 At bats: 6 [t-8th], Notre Dame, Feb 16, 2019; Arizona, Mar 31, 2018; at Arizona, May 19, 2018  
 Stolen bases: 1, 9 times  
 Caught stealing: 1 [t-3rd], USC, Apr 07, 2018; Arizona, Mar 31, 2019  
 Field chances: 8, at Oregon, 3/23/19  
 Putouts: 3, at Utah, Apr 18, 2019; Washington State, Mar 15, 2019  
 Assists: 5, at Oregon, 3/23/19, UC Davis, 1 cb 23, 2019, Pepperdine, 1 cb 28, 2019



## GAME BY GAME



<b>Carter</b>	<b>#21</b>
<b>ALDRETE</b>	<b>INF/OF</b>

Junior - 6'2 - 205

Bats/Throws: R/R

Monterey, Calif.

## Monterey

Date	Opponent	Pos	AB	R	H	BI	BB	3B	HR	BB	CS	HBP	BVC	OF	OCF	PO	A	E	Out	
Feb 15	NC11R1-HAMM	*cf	4	1	3	0	0	0	0	0	0	0	0	0	0	1	3	0	310	
Feb 16	NC11R1-HAMM	*cf	4	3	3	0	0	0	2	1	0	0	0	0	0	2	1	3	333	
Feb 17	NOTRE DAME	*cf	4	1	1	0	0	0	0	0	0	0	0	0	0	1	2	0	287	
Feb 20	SAMM (D-3)	*cf	3	1	1	1	0	0	0	0	0	0	0	0	0	1	0	0	343	
Feb 23	UC DAVIS 1	*cf	4	1	0	0	0	0	0	0	0	0	0	0	0	1	3	0	263	
Feb 23	UC DAVIS-2	*cf	4	1	2	1	0	0	0	0	0	0	0	0	0	1	0	0	310	
Feb 24	UC DAVIS 1	*cf	4	1	2	1	0	0	0	0	0	0	0	0	0	1	0	0	278	
Feb 26	PETERBORNE	*cf	3	3	0	1	0	0	0	0	0	0	0	0	0	1	1	0	243	
Mar 01	MICHIGAN S1A1F	*cf	4	0	0	0	0	0	0	0	0	0	0	0	0	1	4	0	201	
Mar 02	MICHIGAN STATE	*cf	4	1	1	0	0	0	0	0	0	0	0	0	0	1	1	0	343	
Mar 03	MICHIGAN S1A1F	*cf	4	3	3	3	0	0	1	0	0	0	0	0	0	1	1	0	283	
Mar 05	at Jackson	*cf	4	1	1	0	0	0	0	0	0	0	0	0	0	1	5	4	1	293
Mar 06	XAVIER	*cf	4	1	3	0	0	0	0	0	0	0	0	0	0	1	1	0	303	
Mar 08	XAVIER	*cf	3	1	1	0	0	0	1	0	0	0	0	0	0	1	1	0	310	
Mar 10	XAVIER	*cf	4	0	1	1	0	0	0	0	0	0	0	0	0	2	3	2	302	
Mar 11	WASH-10M S1A1F	*cf	4	1	1	0	0	0	0	0	0	0	0	0	0	1	0	0	283	
Mar 15	WASHINGTON S1A1F	*cf	4	1	1	1	0	0	0	0	0	0	0	0	0	1	1	0	286	
Mar 16	WASHINGTON STATE	*cf	4	1	0	0	0	0	0	0	0	0	0	0	0	2	5	5	270	
Mar 17	WASHINGTON S1A1F	*cf	4	1	1	1	0	0	0	0	0	0	0	0	0	1	1	0	283	
Mar 20	CAL BAPTIST	*cf	4	1	2	2	1	0	0	1	0	0	0	0	0	0	2	0	201	
3/27/18	at Oregon	*cf	4	1	3	1	0	0	0	0	0	0	0	0	0	1	0	1	307	
3/28/18	at Oregon	*cf	4	1	1	0	0	0	0	0	0	0	0	0	0	1	0	0	287	
Mar 21	at Oregon	*cf	4	1	0	0	0	0	0	0	0	0	0	0	0	0	0	0	201	
Mar 29	ARIZONA	*cf	3	2	1	2	1	0	0	1	0	0	0	0	0	1	2	0	283	
Mar 30	ARIZONA	*cf	3	3	2	2	1	0	0	2	0	0	0	0	0	0	2	0	291	
Apr 01	ARIZONA	*cf	4	1	1	0	0	0	0	0	0	0	0	0	0	0	0	0	283	
Apr 05	at USC	*cf	4	1	2	0	0	0	0	0	0	0	0	0	0	2	7	0	286	
Apr 06	at USC	*cf	4	1	1	0	0	0	0	0	0	0	0	0	0	2	7	0	286	
Apr 07	at USC	*cf	4	1	1	0	0	0	0	0	0	0	0	0	0	2	4	0	286	
04/18/18	UNLV	*cf	4	1	1	1	0	0	0	0	0	0	0	0	0	1	2	0	287	
Apr 12	OREGON STATE	*cf	4	1	1	2	0	0	0	1	0	0	0	0	0	1	2	0	286	
Apr 13	OREGON STATE	*cf	4	0	0	0	0	0	0	0	0	0	0	0	0	1	2	0	286	
Apr 14	ORF-CORON S1A1F	*cf	4	0	1	1	0	0	0	0	0	0	0	0	0	1	1	0	283	
Apr 16	SCATTLE U	*cf	3	1	1	1	0	0	0	0	0	0	0	0	1	1	0	0	281	
Apr 17	at Utah	*cf	4	1	1	0	0	0	0	0	0	0	0	0	0	1	3	0	303	
Apr 18	at Utah	*cf	4	0	1	0	0	0	0	0	0	0	0	0	0	0	3	0	287	
Apr 20	at Utah	*cf	4	1	1	0	0	0	0	0	0	0	0	0	0	0	4	0	302	
Apr 23	UNLV	*cf	4	1	4	1	0	0	0	0	0	0	0	0	0	0	0	0	283	
Apr 26	at Washington	*cf	3	0	0	0	0	0	0	0	0	0	0	0	0	0	3	0	201	
Apr 27	at Washington	*cf	2	1	1	0	0	0	0	3	0	0	0	0	0	1	1	0	281	
Apr 28	at Washington	*cf	3	1	2	0	0	0	1	0	0	0	0	0	0	1	1	0	281	
May 03	UCI	*cf	4	1	1	0	0	0	0	0	0	0	0	0	0	1	1	0	281	
May 04	UCI	*cf	4	1	0	0	0	0	0	0	0	0	0	0	0	1	4	0	278	
May 05	UCI	shf	1	0	0	0	0	0	0	0	0	0	0	0	0	0	0	0	201	

On base pul. 351 • Shipping pul. 441

Date	Opponent	OB	IP	H	R	ER	BB	SO	2B	3B	HR	WP	BK	HBP	IBB	Score	W/L	Sv	ERA	NP
Mar 20	Cal HAWKS		1.0	1	1	1	2	1	0	0	0	0	0	0	0	15-9	0-0	0	9.00	22
Totals		0	1.0	1	1	1	2	1	0	0	0	0	0	0	0	15-9	0-0	0	9.00	



Blake	#24
BURZELL	OF


Freshman - 6'6 - 225

Bats/Throws: R/R

Laguna Beach, Calif.

Laguna Beach

Date	Opponent	98	P	H	R	E	BB	SO	2B	3B	HR	WP	KB	SHR	BB	CS	VAL	SV	ERA
Feb 16	INDIAN HAWK		2	0	1	0	0	1	2	0	0	0	0	0	0	0	20.7	1	0.00
Feb 17	NOTRE DAME		0.2	1	0	0	0	0	0	0	0	0	0	0	0	0	18.5	1	0.00
Feb 23	DE LAWARE		1	0	0	0	0	0	0	0	0	0	0	1	1	13.3	1	0.00	
Feb 24	PEPPERDINE		2	0	0	0	0	0	0	0	0	0	0	0	0	0	13.3	1	0.00
Mar 02	MICHIGAN STATE		2	0	0	0	0	1	0	0	0	0	0	0	0	0	9.5	1	0.00
Mar 06	at selection		0.1	0	3	2	1	1	0	0	0	0	0	0	1	1	16.4	1	2.36
Mar 10	XAVIER		1.0	3	3	3	1	0	0	0	0	0	0	0	0	0	11.8	1	5.19
Mar 13	NEW MEXICO STATE		0.2	1	0	0	0	0	0	0	0	0	0	0	0	0	12.3	1	4.82
Mar 17	WASHINGTON STATE		0.2	1	2	1	0	0	0	0	0	1	2	0	0	0	16.1	1	6.30
Mar 20	CAL BAPTIST		1.0	1	1	1	0	3	0	0	0	0	0	0	0	0	15.9	1	6.55
Mar 23	at Oregon		1.2	2	0	0	0	3	0	0	0	0	0	0	0	0	17.4	1	6.17
Mar 30	ARIZONA		1.7	2	2	0	0	0	0	0	0	0	0	0	0	0	17.4	1	5.40
Apr 02	LONG BEACH STATE		1.1	3	3	3	2	1	1	0	0	2	0	1	0	0	8.11	1	6.75
Apr 05	at USC		0.2	2	1	0	1	1	1	0	0	0	0	0	0	0	6.10	1	7.61
Apr 07	at USC		0.2	1	0	0	0	0	0	0	0	0	0	0	0	0	11.4	1	7.41
Apr 13	OREGON STATE		0.2	0	0	0	0	1	0	0	0	0	0	0	0	0	4.8	0	7.02
Apr 14	ORIGON STATE		0.0	0	1	1	1	0	0	0	0	0	0	0	0	0	3.4	1	7.16
Apr 18	at Utah		2.1	1	0	0	2	2	0	0	0	0	1	0	0	0	11.8	2	6.63
Apr 20	at UNLV		0.2	0	0	0	0	0	0	0	0	0	0	0	0	0	9.2	0	6.19
Apr 26	at Washington		1.0	2	0	0	1	1	1	0	0	0	0	0	0	0	6.40	3	5.82
Apr 28	at Washington		2.0	2	1	1	0	0	0	0	0	0	0	0	0	0	11.8	3	5.70
May 05	at UCR		3.0	2	0	0	2	0	0	0	1	0	0	0	0	0	8.4	4	5.06
			98	2	38	29	17	24	11	0	0	0	0	0	0	0	14.4	1	5.44



Hunter	#4
BISHOP	OF

Junior - 6'5 - 210

Bats/Throws: L/R

Ramona, Calif.

Ramona

[illegible]

On base pul. 464 • Shipping pul. 792

On base pol. .184 • Slugging pol. .792



<b>Dom</b>	<b>#35</b>
<b>CACCHIONE</b>	<b>RHP</b>

Freshman - 6'2 - 175

Bats/Throws: R/R

Menlo Park, Calif.

Sacred Heart Prep

Date	Opponent	pts	reb	ast	blk	stl	ft	3pt	tp	sh	cs	hbp	sac	sc	blow	k	pf	a	l	avg
Feb 20	SAN DIEGO	0	0	0	0	0	0	0	0	0	0	0	0	0	0	0	0	1	0	0.00
Mar 20	ISU (H/RH)	0	0	0	0	0	0	0	0	0	0	0	0	0	0	0	1	0	0	0.00
Totals		0	0	0	0	0	0	0	0	0	0	0	0	0	0	0	1	0	0	0.00

On base pct: 100% • Hugging pct: 100%


**#36 Cacchione, Dom - 9 appearances (All games)**

Date	Opponent	pts	reb	ast	blk	stl	ft	3pt	tp	sh	cs	hbp	sac	sc	blow	wl	l	lha	l	avg
Feb 16	NEHU (H/RH)	0.7	0	0	0	0	0	0	0	0	0	0	0	0	20-7	0-0	0	0	0.00	6
Feb 20	SAN DIEGO	1.0	2	1	0	1	0	0	0	0	0	0	0	0	19-0	0-0	0	0	2.70	39
Feb 21	UC DAVIS	2.5	3	1	0	0	2	0	0	0	0	0	0	0	19-2	0-0	0	0	1.69	29
Mar 03	MICHIGAN STATE	1.0	0	0	0	1	0	0	0	0	0	0	0	0	13-7	0-0	0	0	1.47	10
Mar 08	KAVLER	1.0	0	0	0	2	1	0	0	0	0	0	0	0	12-0	0-0	0	0	1.23	28
Mar 20	UC DAVIS	0.1	0	0	0	0	0	0	0	0	0	0	0	0	15-0	0-0	0	0	1.17	3
3/22/19	at Oregon	2.0	3	2	1	3	1	0	0	0	0	0	0	0	12-2	0-0	0	0	2.78	39
Apr 02	LONG BEACH STATE	0.1	2	4	1	2	0	1	0	0	0	0	0	0	9-11	0-1	0	0	0.30	15
May 04	UCR A	0.0	4	0	0	1	0	2	0	2	0	0	0	0	3-18	0-1	0	0	11.01	17
Totals		1	10.0	14	15	13	7	9	5	0	2	1	0	0	113-56	0-1	0	0	11.70	



# 2018 Sun Devil Baseball

## GAME BY GAME



### Nick CHEEMA #40 C

Junior - 5'11 - 195  
Bats/Throws: R/R  
Weatherford, Calif.  
Aleda/Central Arizona

Date	Opponent	Pos	AB	R	H	RBI	2B	3B	HR	BB	SO	CS	HBP	SAC	SF	GDP	K	PO	A	E	Avg
Feb 17	NOTRE DAME	ph/c	1	0	0	0	0	0	0	0	0	0	0	0	0	0	1	3	0	0	0.000
Feb 23	UC DAVIS	ph	1	0	0	0	0	0	0	0	0	0	0	0	0	0	0	0	0	0	0.000
Feb 24	UC DAVIS	ph	1	0	1	0	0	0	0	0	0	0	0	0	0	0	0	0	0	0	0.333
Mar 03	MICHIGAN STATE	ph/c	1	0	0	0	0	0	0	0	0	0	0	0	0	0	1	1	0	0	0.250
Mar 08	XAVIER	ph	1	0	0	0	0	0	0	0	0	0	0	0	0	0	0	0	0	0	0.200
Mar 20	CAL BAPTIST	c	2	0	1	0	0	0	0	0	0	0	0	0	0	0	0	4	1	0	0.286
Apr 16	SEATTLE U	ph	0	0	0	0	0	0	0	0	0	0	1	0	0	0	0	0	0	0	0.286
May 03	UCLA	c	0	0	0	0	0	0	0	0	0	0	0	0	0	0	0	2	0	0	0.286
Totals		Ogs	7	0	2	0	0	0	0	0	0	0	1	0	0	0	3	10	1	0	0.286

On base pct. .375 • Slugging pct. .286



### Brady CORRIGAN #30 RHP

Sophomore - 6'2 - 210  
Bats/Throws: R/R  
Plainfield, Ill.  
Plainfield North

Date	Opponent	GS	IP	H	R	ER	BB	SO	2B	3B	HR	WP	BK	HBP	IBB	Score	W-L	Sv	ERA	NP
Feb 15	NOTRE DAME	0	0.2	0	0	0	1	1	0	0	0	0	0	0	0	0	10-1	0-0	0	0.000
Feb 17	NOTRE DAME	0	1.0	1	0	0	0	1	0	0	0	0	0	0	0	0	16-5	0-0	0	0.000
Feb 20	SAN DIEGO	0	2.2	1	0	0	0	3	0	0	0	1	0	0	0	0	12-2	0-0	0	0.000
Feb 26	HOFFMAN	0	7.0	3	1	1	0	7	1	0	0	0	0	0	0	0	4-3	1-0	0	1.429
Mar 02	MICHIGAN STATE	0	1.0	1	1	1	1	2	0	0	0	0	0	0	0	0	8-4	1-0	0	7.460
Mar 05	at Fullerton	0	2.2	1	0	0	2	6	0	0	0	0	0	0	0	0	8-1	2-0	0	1.800
Mar 10	XAVIER	0	1.1	1	0	0	7	3	0	0	0	0	0	0	0	0	11-6	2-0	0	1.594
Mar 13	NEW MEXICO STATE	0	1.1	2	2	2	2	2	0	0	0	0	0	0	0	0	7-3	2-0	0	2.045
Mar 16	WASHINGTON STATE	0	1.2	3	2	1	0	0	7	0	0	0	0	0	0	0	8-7	2-0	0	3.143
Mar 17	WASHINGTON STATE	0	2.0	3	0	0	0	3	1	0	0	0	0	0	0	0	16-5	2-0	0	2.769
Mar 20	CAL BAPTIST	0	3.2	1	0	0	0	0	0	0	0	0	0	0	0	0	15-9	2-0	0	2.651
3/23/19	at Oregon	0	2.2	1	1	1	2	1	0	0	0	1	0	0	0	0	7-5	2-1	0	2.750
Mar 29	ARIZONA	0	2.1	1	0	0	1	3	0	0	0	1	0	0	0	0	8-7	2-1	0	2.460
Mar 31	ARIZONA	0	0.1	1	2	2	1	0	0	0	0	0	0	0	0	0	17-16	2-1	0	3.225
Apr 07	at UCLA	0	1.1	6	5	5	3	1	2	0	1	0	0	0	0	0	11-9	3-1	0	4.390
Apr 13	WASHINGTON STATE	0	1.2	4	2	2	1	4	1	0	0	0	0	0	0	0	4-6	3-2	0	4.760
Apr 16	SEATTLE U	0	3.0	1	3	3	3	5	2	0	0	0	0	0	0	0	12-5	3-2	0	5.171
Apr 18	at Illinois	0	0.1	1	2	2	0	1	0	0	0	0	0	0	0	0	11-6	3-2	0	5.880
Apr 23	UNLV	0	1.1	0	0	0	0	2	0	0	0	0	0	0	0	0	9-2	3-2	0	5.450
Apr 27	at Washington	0	4.2	7	4	4	1	6	2	0	0	0	0	0	0	0	8-10	3-3	0	5.730
May 03	UCLA	0	1.1	1	0	0	0	2	0	0	0	0	0	0	0	0	7-3	3-3	0	5.540
May 05	UCLA	0	2.2	2	0	0	2	0	0	0	0	0	0	0	0	0	0-7	3-3	0	5.100
Totals		0	41.7	40	25	24	24	50	17	1	2	1	0	0	0	0	118-120	3-3	0	5.180



### RJ DABOVICH #11 RHP

Sophomore - 6'3 - 215  
Bats/Throws: R/R  
Pueblo, Colo.  
Pueblo West/Central Arizona

Date	Opponent	GS	IP	H	R	ER	BB	SO	2B	3B	HR	WP	BK	HBP	IBB	Score	W-L	Sv	ERA	NP
Feb 17	NOTRE DAME	0	5.0	4	3	3	5	4	1	0	0	0	0	0	0	0	16-5	1-0	0	5.400
Feb 24	UC DAVIS	0	7.0	4	1	1	1	3	1	0	1	0	0	0	0	0	17-2	2-0	0	3.000
Mar 03	MICHIGAN STATE	0	6.0	4	1	1	2	5	0	0	0	1	0	0	0	0	13-2	3-0	0	2.500
Mar 10	XAVIER	0	6.1	5	3	1	3	6	2	0	1	0	0	0	0	0	11-6	4-0	0	2.220
Mar 17	WASHINGTON STATE	0	3.2	6	3	2	1	3	1	0	0	1	0	0	0	0	6-5	4-0	0	2.570
Mar 24	at Oregon	0	5.1	4	3	3	4	4	1	0	0	0	1	0	0	0	7-3	5-0	0	2.970
Mar 31	ARIZONA	0	2.0	7	7	6	2	5	2	0	1	1	0	0	0	0	17-16	5-0	0	4.330
Apr 07	at USC	0	2.1	4	2	1	0	1	0	0	1	0	0	0	0	0	11-8	5-0	0	4.300
Apr 28	at Washington	0	1.1	0	0	0	0	3	0	0	0	0	0	0	0	0	11-6	5-0	1	4.150
May 05	UCLA	0	1.0	0	0	0	1	0	0	0	0	0	0	0	0	0	8-7	5-0	2	4.050
Totals		0	40.0	38	23	18	19	34	8	1	4	3	1	4	0	0	117-60	5-0	2	4.050



### Colby DAVIS #22 RHP

Sophomore - 6'8 - 235  
Bats/Throws: R/R  
Scottsdale, Ariz.  
Chaparral

Date	Opponent	GS	IP	H	R	ER	BB	SO	2B	3B	HR	WP	BK	HBP	IBB	Score	W-L	Sv	ERA	NP
Mar 20	CAL BAPTIST	0	0.2	4	3	3	1	1	1	0	0	0	0	0	0	0	15-9	0-0	0	40.500
Mar 31	ARIZONA	0	0.1	0	0	0	0	1	0	0	0	0	0	0	0	0	17-16	0-0	0	27.000
Apr 02	LONG BEACH STATE	0	1.2	5	5	2	2	2	0	0	0	0	0	0	0	0	9-14	0-0	0	16.880
Totals		0	2.2	9	8	5	3	2	3	0	0	0	0	0	0	0	41-39	0-0	0	16.880



**#17**  
**OF**



## #9

---

## C

On base pct. 356 • Slugging pct. 410

#17 Denson,Myles - 1 appearance (All games)

On base pct. .293 • Slugging pct. .374




**#10**  
**OF**



**#18**  
**OF**

On base pct 333 • Slugging pct 222



## Luke LaFlam #29 RHP

Freshman - 6'2 - 200  
Bats/Throws: R/R  
Aurora, Colo.  
Grandview

Date	Opponent	GS	IP	H	R	ER	BB	SO	2B	3B	HR	WP	BK	HBP	IBB	Score	W-L	Sv	ERA	NP
Feb 16	NOTRE DAME	1.0	2.0	0	0	0	0	1	0	0	0	0	0	0	0	20-7	0-0	0	0.00	15
Feb 23	UC DAVIS-2	1.0	0	0	0	0	0	3	0	0	0	0	0	0	0	13-3	0-0	0	0.00	12
Feb 24	LONG BEACH STATE	2.2	0	2	2	5	2	0	0	0	0	1	1	0	0	9-14	0-0	0	3.96	56
Apr 05	at USC	1.0	2	1	1	0	1	0	0	0	1	0	0	0	0	6-10	0-0	0	4.76	18
04-09-19	at UNLV	1.0	2	1	1	0	1	2	0	0	0	0	0	0	0	9-10	0-0	0	5.40	20
Apr 16	SEATTLE U	1.0	0	0	0	1	0	0	0	0	0	0	0	0	0	12-5	0-0	0	4.70	12
Apr 20	at Utah	3.0	8	4	4	1	2	1	0	1	0	0	0	0	0	3-6	0-1	0	6.75	51
Apr 26	at Washington	1.0	0	1	1	1	0	0	0	0	0	0	0	0	0	8-10	0-1	0	6.94	15
Totals		1	11.2	14	9	9	8	10	3	0	2	1	1	1	0	78-65	0-1	0	6.94	-



## Will Levine #12 RHP

Sophomore - 6'2 - 200  
Bats/Throws: R/R  
Mission Viejo, Calif.  
Mission Viejo

Date	Opponent	GS	IP	H	R	ER	BB	SO	2B	3B	HR	WP	BK	HBP	IBB	Score	W-L	Sv	ERA	NP
Feb 16	NOTRE DAME	0.1	1	2	2	3	1	0	0	0	0	0	0	0	0	28-7	0-0	0	54.00	19
Mar 03	MICHIGAN STATE	1.0	2	1	1	0	1	0	0	0	0	0	0	0	0	13-2	0-0	0	20.25	19
Mar 08	XAVIER	1.0	0	0	0	0	1	0	0	0	0	0	0	0	0	12-0	0-0	0	11.57	10
Mar 20	CAL BAPTIST	0.1	3	4	3	2	0	0	0	0	0	1	0	0	0	15-8	0-0	0	20.25	23
Apr 05	at USC	1.0	0	0	0	0	1	0	0	0	0	0	0	0	0	6-10	0-0	0	14.73	8
Apr 16	SEATTLE U	1.0	0	0	0	1	3	0	0	0	0	0	0	0	0	12-5	0-0	0	11.57	22
Apr 20	at Utah	4.0	6	1	1	2	2	0	0	0	0	1	0	0	0	3-6	0-0	0	7.27	74
Apr 26	at Washington	3.2	2	0	0	2	1	0	0	0	0	0	0	1	0	6-10	0-0	0	5.11	52
May 04	UCLA	1.0	3	1	1	1	0	0	0	0	0	0	0	0	0	3-18	0-0	0	5.40	21
Totals		0	13.1	17	9	8	11	10	0	1	1	3	1	1	0	90-67	0-0	0	5.40	-



## Marc Lidd #31 INF

Freshman - 6'4 - 210  
Bats/Throws: R/R  
Irvine, Calif.  
Crean Lutheran

Date	Opponent	Pos	AB	R	H	RBI	2B	3B	HR	BB	SB	CS	HBP	BAC	SF	GDP	K	PO	A	E	Avg
Feb 17	NOTRE DAME	ph/1b	1	0	0	0	0	0	0	0	0	0	0	0	0	0	1	2	0	0	0.000
Feb 23	UC DAVIS-2	ph/1b	1	0	0	0	0	0	0	0	0	0	0	0	0	0	1	0	0	0	0.000
Feb 24	UC DAVIS	1b	1	0	1	0	0	0	0	0	0	0	0	0	0	0	1	0	0	0	0.333
Mar 03	MICHIGAN STATE	ph/2b	1	0	0	0	0	0	0	0	0	0	0	0	0	0	0	1	0	1	0.250
Mar 08	XAVIER	ph/1b	2	1	1	1	0	0	1	0	0	0	0	0	0	0	0	0	0	0	0.333
Mar 10	XAVIER	ph	1	0	0	0	0	0	0	0	0	0	0	0	0	0	0	0	0	0	0.286
Mar 15	WASHINGTON STATE	ph	1	0	0	0	0	0	0	0	0	0	0	0	0	0	0	0	0	0	0.250
Mar 20	CAL BAPTIST	pr/1b	1	0	0	0	0	0	0	0	0	0	0	0	0	0	1	0	1	0	0.222
3/22/19	at Oregon	ph/1b	1	0	0	0	0	0	0	0	0	0	0	0	0	0	0	0	0	0	0.200
Apr 02	LONG BEACH STATE	p	1	0	0	0	0	0	0	0	0	0	0	0	0	0	1	1	1	0	0.182
Apr 14	OREGON STATE	p	0	0	0	0	0	0	0	0	0	0	0	0	0	0	0	0	0	0	0.182
Totals		Ogs	11	1	2	1	0	0	1	0	0	0	0	0	0	0	3	7	2	1	0.182

On base pct. .182 • Slugging pct. .455

### #31 Lidd, Marc - 7 appearances (All games)


Date	Opponent	GS	IP	H	R	ER	BB	SO	2B	3B	HR	WP	BK	HBP	IBB	Score	W-L	Sv	ERA	NP
Feb 20	SAN DIEGO	1.0	0	0	0	1	1	0	0	0	0	0	0	0	0	12-2	0-0	0	0.00	17
Apr 02	LONG BEACH STATE	3.0	0	0	0	4	3	0	0	0	0	0	0	0	0	9-14	0-0	0	0.00	32
04-09-19	at UNLV	4.0	3	5	5	4	3	0	0	0	1	0	0	0	0	8-10	0-0	0	5.82	70
Apr 14	OREGON STATE	1.1	2	0	0	0	1	0	0	0	0	0	0	0	0	3-4	0-0	0	4.82	23
Apr 16	SEATTLE U	2.0	2	2	2	2	1	0	0	0	1	0	0	0	0	12-5	1-0	0	5.56	29
Apr 18	at Utah	1.0	2	2	2	0	1	0	0	1	0	0	0	0	0	11-8	1-0	0	6.57	23
May 04	UCLA	1.0	3	2	2	2	1	0	0	0	0	0	0	0	0	3-18	1-0	0	7.43	40
Totals		0	13.1	12	11	11	10	9	1	0	2	2	0	0	0	59-59	1-0	0	7.43	-



## Lyle Lin #22 RHP

Sophomore - 6'8 - 235  
Bats/Throws: R/R  
Scottsdale, Ariz.  
Chaparral


Date	Opponent	Pos	AB	R	H	RBI	2B	3B	HR	BB	SB	CS	HBP	SAC	SF	GDP	K	PO	A	E	Avg	
Feb 15	NOTRE DAME	*dh	3	1	1	2	0	0	0	1	0	0	0	0	0	0	0	0	1	2	0	0.333
Feb 16	NOTRE DAME	*dh/c	6	2	3	3	0	0	0	0	0	0	0	0	0	0	0	0	0	0	0.417	
Feb 17	NOTRE DAME	*dh	3	2	1	2	0	0	0	1	0	0	0	0	0	0	0	0	0	0	0.417	
Feb 20	SAN DIEGO	*dh/c	4	1	0	0	0	0	0	0	0	0	0	0	0	0	0	0	0	0	0.312	
Feb 23	UC DAVIS-1	*dh/c	3	0	0	1	0	0	0	0	0	0	0	0	0	0	0	0	0	0	0.263	
Feb 23	UC DAVIS-2	*c	5	2	3	6	1	0	1	0	0	0	0	0	0	0	0	0	0	0	0.333	
Feb 24	UC DAVIS	*dh/c	6	1	2	2	1	0	0	0	0	0	0	0	0	0	0	0	1	4	0.333	
Feb 26	PEPPERDINE	*dh	4	1	2	1	0	0	1	0	0	0	0	0	0	0	0	0	1	0	0.353	
Mar 01	MICHIGAN STATE	*dh/c	4	0	3	1	0	0	0	1	0	0	0	0	0	0	0	0	0	0	0.395	
Mar 02	MICHIGAN STATE	*dh	4	0	0	1	0	0	0	1	0	0	0	0	0	0	0	0	0	0	0.357	
Mar 03	MICHIGAN STATE	*c	4	2	1	0	0	0	0	1	0	0	0	0	0	0	0	0	0	0	0.348	
Mar 05	at Fullerton	*dh	3	0	0	1	0	0	0	0	0	0	0	0	0	0	0	0	0	0	0.327	
Mar 08	XAVIER	*dh/c	4	1	3	4	0	0	0	0	0	0	0	0	0	0	0	0	0	0	0.358	
Mar 09	XAVIER	*dh	4	2	2	1	1	0	0	0	0	0	0	0	0	0	0	0	0	0	0.388	
Mar 10	XAVIER	*c	4	1	0	0	0	0	0	1	0	0	0	0	0	0	0	0	0	0	0.344	
Mar 13	NEW MEXICO STATE	*dh	5	0	0	0	0	0	0	0	0	0	0	0	0	0	0	0	0	0	0.304	
Mar 15	WASHINGTON STATE	*dh/c	4	0	1	0	0	0	0	0	0	0	0	0	0	0	0	0	2	2	0.314	
Mar 16	WASHINGTON STATE	*dh	4	0	0	0	0	0	0	0	0	0	0	0	0	0	0	0	0	0	0.297	
Mar 17	WASHINGTON STATE	*c	5	1	1	0	0	0	0	0	0	0	0	0	0	0	0	0	0	0	0.291	
Mar 20	CAL BAPTIST	*dh	5	1	2	1	0	0	0	0	0	0	0	0	0	0	0	0	0	0	0.298	
3/22/19	at Oregon	*dh/c	5	1	0	0	0	0	0	0	0	0	0	0	0	0	0	0	0	0	0.319	
Mar 23	at Oregon	*dh/c	5	0	3	3	0	0	0	0	0	0	0	0	0	0	0	0	0	0	0.316	
Mar 24	at Oregon	*dh	4	1	1	0	0	0	0	0	0	0	0	0	0	0	0	0	1	0	0.316	
Mar 26	ARIZONA	*dh	4	0	0	1	0	0	0	0	0	0	0	0	0	0	0	0	0	0	0.304	
Mar 30	ARIZONA	ph	1	0	0	0	0	0	0	0	0	0	0	0	0	0	0	0	0	0	0.301	
Apr 02	LONG BEACH STATE	*g/1b	4	2	1	2	0	0	1	1	0	0	0	0	0	0	0	0	0	0	0.299	
Apr 05	at USC	*dh/c	5	0	1	1	0	0	0	0	0	0	0	0	0	0	0	0	0	0	0.295	
Apr 06	at USC	*dh/c	4	0	1	0	0	0	0	0	0	0	0	0	0	0	0	0	0	0	0.293	
Apr 07	at USC	*dh	4	0	1	0	0	0	0	0	0	0	0	0	0	0	0	0	0	0	0.292	
04-09-19	at UNLV	*c	3	0	0	0	0	0	0	0	0	0	0	0	0	0	0	0	0	0	0.281	
Apr 12	OREGON STATE	*dh	4	0	2	0	1	0	0	0	0	0	0	0	0	0	0	0	0	0	0.288	
Apr 13	OREGON STATE	ph/c	1	0	0	0	0	0	0	0	0	0	0	0	0	0	0	0	0	0	0.285	
Apr 14	OREGON STATE	ph/c	3	0	1	1	0	0	0	0	0	0	0	0	0	0	0	0	1	4	0.287	
Apr 16	SEATTLE U	*c	4	1	0	0	0	0	0	1	0	0	0	0	0	0	0	0	0	0	0.279	
Apr 19	at Utah	*c	5	2	1	0	0	0	0	0	0	0	0	0	0	0	0	0	0	0	0.275	
Apr 20	at Utah	*dh/c	4	0	1	0	0	0	0	0	0	0	0	0	0	0	0	0	0	0	0.275	
Apr 23	UNLV	ph/c	1	0	0	0	0	0	0	0	0	0	0	0	0	0	0	0	1	0	0.277	
Apr 26	at Washington	*c	3	2	2	0	0	0	0	0	0	0	0	0	0	0	0	0	0	0	0.277	
Apr 27	at Washington	ph/c	3	3	3	4	1	0	2	0	0	0	0	0	0	0	0	0	0	5	0.290	
Apr 28	at Washington	*c	5	1	1	0	0	0	0	0	0	0	0	0	0	0	0	0	0	6	0.293	
May 03	UCLA	ph/c	3	0	3	0	0	0	0	0	0	0	0	0	0	0	0	0	0	0	0.300	
May 04	UCLA	*dh/c	3	0	1	0	0	0	0	1	0	0	0	0	0	0	0	0	0	0	0.300	
May 05	UCLA	*c	5	1	1	0	0	0	0	0	0	0	0	0	0	0	0	0	0	0	0.300	
Totals		38g/3c	170	31	51	41	6	0	8	10	0	0	0	0	0	0	20	118	8	0	0.290	



## Alec MARSH #8 RHP

Junior - 6'2 - 220  
Bats/Throws: R/R  
Milwaukee, Wis.  
Ronald Reagan


Date	Opponent	GS	IP	H	R	ER	BB	SO	2B	3B	HR	WP	BK	HBP	IBB	Score	W-L	Sv	ERA	NP
Feb 15	NOTRE DAME	*	6.2	4	1	1	1	10	1	0	1	0	0	0	0	10-1	1-0	0	1.35	88
Feb 17	NOTRE DAME	*	8.0	7	2	1	1	5	2	0	0	0	0	1	0	3-2	2-0	0	1.23	101
Mar 01	MICHIGAN STATE	*	7.0	5	0	0	2	6	1	0	0	0	0	0	0	8-0	3-0	0	0.83	96
Mar 05	at Fullerton	*	2.0	2	1	0	1	3	1	0	0	0	0	0	0	6-4	3-0	0	0.76	41
Mar 09	XAVIER	*	5.0	6	3	1	3	6	2	0	1	1	0	0	0	8-3	4-0	0	0.94	88
Mar 15	WASHINGTON STATE	*	8.1	6	0	0	2	4	1	0	0	0	0	0	2	6-0	5-0	0	0.77	103
3/22/19	at Oregon	*	6.2	3	0	0	5	4	2	0	0	0	0	2	0	12-2	6-0	0	0.65	102
Mar 29	ARIZONA	*	6.1	3	2	2	4	1	0	0	0	0	0	0	0	8-2	7-0	0	0.94	103
Apr 05	at USC	*	5.1	10	6	4	3	1	1	0	1	0	0	0	0	6-10	7-1	0	2.19	118
Apr 12	OREGON STATE	*	9.0	3	1	1	1	9	0	0	1	0	0	0	0	4-1	8-1	0	2.02	121
Apr 18	at Utah	*	7.0	3	1	1	2	5	1	0	1	0	0	1	0	11-6	8-1	0	1.95	98
Apr 26	at Washington	*	2.0	9	9	9	2	3	3	0	1	0	0	0	0	6-10	8-2	0	3.03	65
May 03	UCLA	*	7.1	9	3	3	1	6	1	0	0	0	0	0	1	2-3	8-3	0	3.09	96
Totals			12	78.2	70	31	27	68	17	1	7	2	0	7	0	90-44	8-3	0	3.09	-



## Chaz MONTOYA #3 LHP

Junior - 6'0 - 160  
Bats/Throws: L/L  
Glendale, Ariz.  
Centennial


Date	Opponent	GS	IP	H	R	ER	BB	SO	2B	3B	HR	WP	BK	HBP	IBB	Score	W-L	Sv	ERA	NP
Feb 16	NOTRE DAME	*	1.0	0	0	0	0	0	0	0	0	0	0	0	0	0-0	0-0	0	0.00	16
Feb 17	NOTRE DAME	*	1.0	2	1	1	2	2	0	0	1	0	0	0	0	0-0	0-0	0	16.5	0
Feb 20	SAN DIEGO	*	1.1	1	0	0	1	2	3	0	0	0	0	0	0	12-2	1-0	0	2.70	26
Feb 23	UC DAVIS-2	*	1.0	0	0	0	0	2	0	0	0	0	0	0	0	0-0	0-0	0	13.3	13
Feb 26	PEPPERDINE	*	0.1	1	1	0	0	0	0	0	0	0	0	0	0	0-0	0-0	0	4.3	10
Mar 03	MICHIGAN STATE	*	1.0	1	0	0	0	2	0	0	0	0	0	0	0	0-0	0-0	0	13.2	10
Mar 05	at Fullerton	*	1.2	0	0	0	0	0	0	0	0	0	0	0	0	0-0	0-0	0	6.4	10
Mar 10	XAVIER	*	0.1	0	0	0	0	0	0	0	0	0	0	0	0	0-0	0-0	0	11.6	10
Mar 13	NEW MEXICO STATE	*	1.2	0	0	0	0	3	0	0	0	0	0	0	0	0-0	0-0	0	7.3	10
Mar 16	WASHINGTON STATE	*	0.2	1	0	0	0	0	0	0	0	0	0	0	0	0-0	0-0	0	8.7	20
3/22/19	at Oregon	*	0.1	0	0	0	0	0	0	0	0	0	0	0	0	0-0	0-0	0	6.5	20
Mar 29	ARIZONA	*	0.1	0	0	0	0	0	0	0	0	0	0	0	0	0-0	0-0	0	12.2	20
3/22/19	at Oregon	*	0.1	0	0	0	0	0	0	0	0	0	0	0	0	0-0	0-0	0	1.4	20
04-09-19	at USC	*	0.2	0	0	0	1	0	0	0	0	0	0	0	0	0-0	0-0	0	11.8	20
Apr 06	at USC	*	2.0	2	0	0	1	1	0	0	0	0	0	0	0	0-0	0-0	0	17.16	20
Apr 07	at UNLV	*	0.0	0	0	1	1	1	0	0	0	0	0	0	0	0-0	0-0	0	9.10	20
Apr 16	SEATTLE U	*	2.0	3	0	0	1	3	0	0	0	1	0	0	0	0-0	0-0	0	12.5	20
Apr 18	at Utah	*	1.0	2	0	0	1	1	0	0	0	0	0	0	0	0-0	0-0	0	11.6	20
Apr 20	at Utah	*	1.0	1	1	1	0	0	0	0	0	1	0	0	0	0-0	0-0	0	3.6	20
Apr 23	UNLV	*	0.2	0	0	0	0	0	0	0	0	0	0	0	0	0-0	0-0	0	9.2	20
Apr 26	at Washington	*	0.1	0	0	0	0	0	0	0	0	0	0	0	0	0-0	0-0	0	6.10	20
Apr 27	at Washington	*	0.0	0	0	0	0	0	0	0	0	0	0	0	0	0-0	0-0	0	8.10	20
Totals			0	20.0	15	6	5	10	18	0	0	2	1	0	1	122-134	2-0	2	2.25	-



## Sam ROMERO #26 RHP

Freshman - 6'2 - 195  
Bats/Throws: R/R  
Phoenix, Ariz.  
Alhambra/Phoenix College

Date	Opponent	GS	IP	H	R	ER	BB	SO	2B	3B	HR	WP	BK	HBP	IBB	Score	W-L	Sv	ERA	NP
Feb 16	NOTRE DAME	*	0.1	1	0	0	0	0	0	0	0	0	0	0	0	0-0	0-0	0	0.00	9
Feb 17	NOTRE DAME	*	0.2	0	0	0	2	1	0	0	0	0	0	0	0	0-0	0-0	0	0.00	18
Feb 20	SAN DIEGO	*	1.1	3	0	0	1	0	0	0	0	0	0	0	0	12-2	0-0	0	0.00	31
Feb 23	UC DAVIS-2	*	1.0	2	1	1	0	0	0	0	0	0	0	0	0	0-0	0-0	0	13.3	15
Mar 01	MICHIGAN STATE	*	2.0	2	0	0	0	2	0	0	0	1	0	0	0	8-0	0-0	0	1.89	25
Mar 05	at Fullerton	*	2.1	4	0	0	2	1	0	0	0	0	0	0	0	6-4	0-0	0	1.17	38
Mar 09	XAVIER	*	1.0	0	0	0	0	0	0	0	0	0	0	0	0	8-3	0-0	0	1.04	8
Mar 13	NEW MEXICO STATE	*	2.2	3	1	1	0	3	0	0	0	1	0	0	1	7-3	0-0	0	1.59	49
Mar 15	WASHINGTON STATE	*	2.2	2	0	0	2	0	0	0	0	0	0	0	0	6-0	0-0	0	1.29	33
Mar 20	CAL BAPTIST	*	5.0	4	0	0	1	5	0	0	0	0	0	0	1	15-9	1-0	0	0.95	75
Mar 24	at Oregon	*	3.2	4	0	0	0	4	0	0	0	0	0	0	0	7-3	1-0	1	0.79	52
Mar 30	ARIZONA	*	3.0	4	0	0	1	4	0	0	0	0	0	0	0	8-3	1-0	2	0.70	52
Mar 31	ARIZONA	*	1.2	3	1	1	0	1	1	0	0	2	0	0	0	0-0	0-0	0	17.16	20
Apr 06	at USC	*	2.0	3	1	1	0	1	0	0	0	0	0	0	0	3-7	2-0	2	1.23	32
04-09-19	at UNLV	*	0.1	3	3	3	3	1	0	0	0	1	1	0	0	6-10	2-1	2	2.12	31
Apr 14	OREGON STATE	*	4.2	6	3	3	4	2	0	0	0	0	0	0	0	2-34	2-2	2	2.62	83
Apr 18	at Utah	*	0.1	0	1	1	1	0	0	0	0	0	0	0	0	11-3	2-2	2	2.86	13
Apr 23	UNLV	*	1.0	0	0	0	0	1	0	0	0	0	0	0	0	9-2	2-2	2	2.78	11
Apr 26	at Washington	*	0.1	0	0	0	0	0	0	0	0	0	0	0	0	6-10	2-2	2	2.75	2
Apr 27	at Washington	*	2.2	2	1	2	1	1	0	0	0	1	0	0	0	11-6	3-2	2	2.79	57
May 05	UCLA	*	1.1	2	3	2	3	1	0	0	0	0	0	0	0	8-7	3-2	2	3.15	37
Totals			6	40.0	48	15	14	18	34	5	0	3	5	1	4	206-110	3-2	2	3.15	-



## Drew SWIFT #6 INF

Sophomore - 6'0 - 155  
Bats/Throws: R/R  
Chandler, Ariz.  
Hamilton


Date	Opponent	Poa	AB	R	H	RBI	2B	3B	HR	BB	CS	HBP	SAC	SP	GDP	K	PO	A	E	Avg
Feb 15	NOTRE DAME	*2b	3	1	0	0	0	0	0	1	0	0	0	0	0	0	0	2	0	0.000
Feb 16	NOTRE DAME	*2b/ss	5	3	2	1	1	0	0	0	0	0	0	0	0	0	0	2	5	0.250
Feb 17	NOTRE DAME	*2b	3	2	0	0	0	0	0	0	0	0	0	0	0	0	0	1	3	0.273
Feb 20	SAN DIEGO	*2b	4	1	3	3	3	0	0	0	0	0	0	0	1	0	0	1	3	0.400
Feb 23	UC DAVIS-1	*2b	2	1	1	0	0	0	0	0	0	0	0	1	0	1	0	4	0	0.412
Feb 26	UC DAVIS-2	*2bss	3	1	0	0	0	0	0	2	0	0	0	0	0	0	0	1	1	0.333
Feb 24	UC DAVIS	*2b/ss	2	3	2	1	0	0	0	1	0	0	0	0	0	0	0	3	3	0.409
Feb 26	PEPPERDINE	*2b	3	0	0	0	0	0	0	0	0	0	0	0	0	0	0	3	1	0.360
Mar 03	WASHINGTON STATE	*2b	4	0	3	2	1	0	0	0	0	0	0	0	0	0	1	2	0	0.414
Mar 20	CAL BAPTIST	*2b	3	3	1	0	0	0	0	2	0	0	0	0	0	0	0	1	2	0.408
3/22/19	at Oregon	*2b	5	0	1	1	0	0	0	0	0	0	0	0	0	0	3	1	4	0.378
3/23/19	at Oregon	*2b	5	0	0	0	0	0	0	0	0	0	0	0	0	0	5	4	1	0.333
Mar 24	at Oregon	*2b	4	1	1	0	0	0	0	0	0	0	0	0	0	0	0	3	4	0.326
Mar 29	ARIZONA	*2b	4	0	0	0	0	0	0	0	0	0	0	0	0	2	1	4	0	0.300
Mar 30	ARIZONA	*2b	3	0	0	0	0	0	0	1	0	0	0	0	0	0	1	4	0	0.283
Mar 31	ARIZONA	*2b	4	1	1	0	0	0	0	1	0	0	0	0	0	0	0	0	1	0.281
Apr 02	LONG BEACH STATE	*2b	2	1	0	0	0	0	0	3	0	0	0	0	0	0	2	1	2	0.271
Apr 05	at USC	*2b	2	1	1	0	0	0	0	2	0	0	0	0	0	0	0	3	3	0.279
Apr 06	at USC	*2b	2	0	0	0	0	0	0	1	0	0								0.270
Apr 07	at USC	*2b	4	2	2	0	0	0	0	1	0	0	0	0	0	0	0	0	4	0.282
04-09-19	at UNLV	*2b	3	1	1	1	2	0	0	0	0	0	0	0	0	1	2	2	0	0.288
Apr 12	OREGON STATE	*2b	3	1	1	0	0	0	0	1	0	0	0	0	0	0	1	4	0	0.288
Apr 13	OREGON STATE	*2b	3	0	0	0	0	0	0	0	0	0	0	0	0	0	0	3	0	0.288
Apr 14	OREGON STATE	*2b	3	0	0	0	0	0	0	1	0	0	0	0	0	0	1	2	4	0.278
Apr 16	SEATTLE U	*2b	3	1	0	0	0	0	0	0	0	0	0	0	0	0	2	3	1	0.280
Apr 18	at Utah	*2b	3	2	3	3	0	0	0	0	0	0	0	0	0	2	2	0	2	0.286
Apr 19	at Utah	*2b	4	2	2	2	0	0	0	0	0	0	0	0	0	0	0	3	4	0.290
Apr 20	at Utah	*2b	4	0	1	1	0	0	0	0	0	0	0	0	0	0	1	3	3	0.292
Apr 23	UNLV	*2b	3	1	1	0	0	0	0	0	0	0	0	0	0	0	0	2	2	0.286
Apr 26	at Washington	*2b	4	0	1	0	0	0	0	0	0	0	0	0	0	0	1	3	3	0.291
Apr 27	at Washington	*2b	6	3	3	2	1	0	0	0	0	0	0	0	0	0	1	2	4	0.294
Apr 28	at Washington	*2b	3	0	0	0	0	0	0	0	0	0	0	0	0	0	0	2	2	0.284
May 03	UCLA	*2b	2	1	0	0	0	0	0	1	0	0	0	0	0	0	1	2	3	0.280
May 04	UCLA	*2b	3	1	1	0	0	0	0	0	0	0	0	0	0	0	0	4	1	0.282
May 05	UCLA	*2b	4	0	0	0	0	0	0	0	0	0	0	0	0	0	3	5	0	0.274
Total		35gp	121	33	33	11	8	0	0	23	0	0	0	0	0	31	89	105	0	0.282





## Erik TOLMAN #15 LHP

Freshman - 6'2 - 190  
Bats/Throws: L/L  
Lake Forest, Calif.  
El Toro



## Spencer TORKELSON #20 INF

Sophomore - 6'1 - 220  
Bats/Throws: R/R  
Petaluma, Calif.  
Casa Grande

Date	Opponent	Pos	AB	R	H	RBI	2B	3B	HR	BB	SB	CS	HBP	SAC	SF	GDP	K	P	A	E	Avg
Feb 17	NOTRE DAME	p	0	0	0	0	0	0	0	0	0	0	0	0	0	0	0	0	1	0	.000
Feb 23	UC DAVIS-1	p	0	0	0	0	0	0	0	0	0	0	0	0	0	0	0	0	0	0	.000
Feb 23	UC DAVIS-2	of	0	0	0	0	0	0	0	0	0	0	0	0	0	0	0	0	0	0	.000
Feb 24	UC DAVIS	of/tp	2	0	0	0	0	0	0	0	0	0	0	0	0	0	0	0	0	0	.000
Feb 26	PEPPERDINE	p	0	0	0	0	0	0	0	0	0	0	0	0	0	0	0	1	2	0	.000
Mar 02	MICHIGAN STATE	p	0	0	0	0	0	0	0	0	0	0	0	0	0	0	0	0	1	2	.000
Mar 10	XAVIER	dh	3	2	3	1	0	0	0	0	0	0	0	0	0	0	0	0	0	0	.000
Mar 20	CAL BAPTIST	of	1	0	0	0	0	0	0	0	0	0	0	0	0	0	0	1	0	0	.500
3/22/19	at Oregon	ph/of	1	0	0	0	0	0	0	0	0	0	0	0	0	0	0	1	0	0	.429
3/23/19	at Oregon	p	0	0	0	0	0	0	0	0	0	0	0	0	0	0	0	3	1	0	.429
Apr 06	at USC	ph	1	0	0	0	0	0	0	0	0	0	0	0	0	0	0	1	0	0	.375
04-09-19	at UNLV	p	0	0	0	0	0	0	0	0	0	0	0	0	0	0	0	0	1	0	.375
Apr 14	OREGON STATE	dh	4	0	1	0	0	0	0	0	0	0	0	0	0	0	0	0	0	0	.333
Apr 16	SEATTLE U	dh	4	3	3	4	1	0	2	0	0	0	0	0	0	0	0	0	0	0	.438
Apr 18	at Utah	dh	5	0	1	1	0	0	0	0	0	0	0	0	0	0	0	1	1	0	.381
Apr 19	at Utah	dh	4	2	1	0	0	0	0	0	0	0	0	0	0	0	0	0	0	0	.380
Apr 20	at Utah	ph	1	0	0	0	0	0	0	0	0	0	0	0	0	0	0	0	0	0	.346
Apr 23	UNLV	p/dh	4	1	1	1	0	0	1	0	0	0	0	0	0	0	0	0	1	0	.333
Apr 26	at Washington	dh	2	1	0	0	0	0	0	0	0	0	0	0	0	0	0	1	0	0	.312
Apr 27	at Washington	dh	2	0	0	0	0	0	0	0	0	0	0	0	0	0	0	0	0	0	.270
Apr 28	at Washington	p/dh	3	0	0	0	0	0	0	0	0	0	0	0	0	0	0	3	0	0	.250
May 03	UCLA	p/dh	1	0	0	0	0	0	0	0	0	0	0	0	0	0	0	1	0	0	.244
Totals		11gs	41	9	10	7	1	0	3	4	0	0	1	0	0	1	9	7	9	0	.244

On base pct. .326 • Slugging pct. .488

### #15 Tolman, Erik - 20 appearances (All games)

Date	Opponent	GS	IP	H	R	ER	BB	SO	2B	3B	HR	WP	BK	HBP	IBB	Score	W-L	Sv	ERA	NP
Feb 15	NOTRE DAME		12.2	1	0	0	0	3	0	0	0	0	0	0	0	10-1	0-0	0	0.00	30
Feb 17	NOTRE DAME		0.2	1	0	1	1	0	0	0	0	0	0	0	0	0-2	0-0	0	3.86	24
Feb 23	UC DAVIS-1		1.0	0	0	0	0	0	0	0	0	0	0	0	0	3-2	0-0	1	2.70	8
Feb 26	PEPPERDINE		3.0	3	1	0	1	2	0	0	0	2	0	1	0	4-3	0-0	1	1.08	75
Mar 02	MICHIGAN STATE		3.0	0	0	0	1	1	0	0	0	1	0	1	0	8-5	1-0	1	0.79	38
Mar 09	XAVIER		3.0	0	0	0	0	4	0	0	0	0	0	0	0	8-3	1-0	1	0.63	45
Mar 13	NEW MEXICO STATE		2.2	1	0	0	2	4	0	0	0	1	0	0	0	7-3	2-0	1	0.53	52
Mar 16	WASHINGTON STATE		0.1	1	0	1	2	0	0	0	0	0	0	0	0	8-7	2-0	1	1.04	17
Mar 17	WASHINGTON STATE		2.1	1	0	0	2	4	0	0	0	0	0	0	0	6-5	3-0	1	0.92	52
3/23/19	at Oregon		4.2	1	0	0	3	4	1	0	0	0	0	0	0	4-5	3-0	1	0.74	89
Mar 29	ARIZONA		0.1	0	0	0	3	1	0	0	0	0	0	0	0	8-2	3-0	1	0.73	23
Mar 31	ARIZONA		1.0	2	2	2	1	2	0	0	0	1	0	2	0	17-16	3-0	1	1.40	23
Apr 07	at USC		0.2	0	0	0	1	1	0	0	0	0	0	0	0	11-8	3-0	2	1.37	18
04-09-19	at UNLV		3.0	3	0	0	4	2	2	0	0	1	0	0	0	9-10	3-0	2	1.23	65
Apr 14	OREGON STATE		0.1	0	0	0	3	3	0	0	0	0	0	0	0	11-8	3-0	2	1.11	46
Apr 18	at Utah		0.0	0	0	0	1	0	0	0	0	0	0	0	0	11-8	3-0	2	1.10	14
Apr 23	UNLV		4.1	3	2	2	1	5	0	0	0	0	2	0	0	9-2	3-0	2	1.46	76
Apr 26	at Washington		3.0	4	4	3	3	0	1	0	0	0	3	0	0	11-8	3-0	2	2.03	80
Apr 27	at Washington		0.1	0	0	0	0	0	0	0	0	0	0	0	0	2-3	3-0	2	2.01	3
May 03	UCLA		1.0	2	2	2	1	0	0	0	0	0	0	0	0	3-18	4-2	2	2.40	28
May 05	UCLA		0.0	0	0	0	0	0	0	0	0	0	0	0	0	3-18	4-2	2	2.40	28
Totals		4	41.1	25	13	11	30	37	7	0	0	6	0	9	0	163-103	3-0	2	2.40	-



## Boyd VANDER KOOI #19 RHP

Sophomore - 6'5 - 220  
Bats/Throws: R/R  
Mesa, Ariz.  
Skyline



## Alika WILLIAMS #5 INF

Sophomore - 6'2 - 180  
Bats/Throws: R/R  
San Diego, Calif.  
Rancho Bernardo

Date	Opponent	GS	IP	H	R	ER	BB	SO	2B	3B	HR	WP	BK	HBP	IBB	Score	W-L	Sv	ERA	NP
Feb 16	NOTRE DAME	*	3.2	6	5	5	2	3	0	0	1	2	0	1	1	20-7	0-0	0	12.27	72
Feb 23	UC DAVIS-1	*	5.0	5	2	2	4	8	1	0	0	0	0	0	0	13-3	1-0	0	7.27	82
Mar 02	MICHIGAN STATE	*	5.0	4	4	2	2	8	0	0	1	0	0	0	0	8-5	1-0	0	5.83	77
Mar 08	XAVIER	*	7.0	5	0	0	2	6	1	0	0	1	0	1	0	12-0	2-0	0	3.92	95
Mar 16	WASHINGTON STATE	*	6.1	6	4	4	2	4	0	1	0	0	0	0	0	8-7	2-0	0	4.33	92
3/23/19	at Oregon	*	2.2	3	4	4	5	3	0	0	0	0	0	0	0	5-6	8-8	0	5.16	68
Apr 06	at USC	*	6.0	5	3	3	4	0	0	0	0	0	0	0	0	8-3	3-0	0	5.05	91
Apr 13	OREGON STATE	*	5.0	9	6	5	2	1	3	1	2	0	0	0	0	3-7	3-1	0	5.53	77
Apr 19	at Utah	*	6.2	8	4	4	5	6	3	0	0	0	0	0	0	4-5	3-1	0	5.51	105
Apr 27	at Washington	*	9.0	10	5	2	2	5	3	0	0	0	0	0	0	17-16	3-0	1	5.27	114
May 03	UCLA	*	6.2	9	6	5	1	8	0	0	1	4	0	1	0	9-10	4-1	0	5.43	102
May 05	UCLA	*	4.1	9	8	8	2	4	2	0	3	1	0	0	0	3-18	4-2	0	6.15	81
Totals		12	67.1	79	51	46	32	58	13	2	9	9	0	6	2	100-76	4-2	0	6.15	-

Date	Opponent	Pos	AB	R	H	RBI	2B	3B	HR	BB	SB	CS	HBP	SAC	SF	GDP	K	P	A	E	Avg
Feb 15	NOTRE DAME	*ss	4	2	1	2	0	0	0	0	0	0	0	0	0	0	1	2	4	0	.250
Feb 16	NOTRE DAME	*ss	3	1	2	0	0	0	0	1	0	0	0	0	0	0	0	1	1	0	.429
Feb 17	NOTRE DAME	*ss	1	1	0	0	0	0	0	0	0	0	0	0	0	0	0	0	2	0	.375
Feb 20	SAN DIEGO	*ss	3	1	1	0	0	0	0	1	0	1	0	0	0	0	0	0	2	2	.384
Feb 23	UC DAVIS-1	*ss	3	0	1	0	1	0	0	0	0	0	0	0	0	0	0	0	2	4	.357
Feb 23	UC DAVIS-2	*ss	2	1	1	1	0	0	0	0	0	0	0	0	0	0	0	0	1	0	.375
Feb 24	UC DAVIS	*ss	3	1	1	0	0	0	0	0	0	0	0	0	0	0	0	0	0	0	.368
Feb 26	PEPPERDINE	*ss	4	0	1	1	0	0	0	0	0	0	0	0	0	0	0	0	2	0	.348
Mar 01	MICHIGAN STATE	*ss	3	1	1	1	0	0	0	1	0	0	0	0	0	0	0	0	0	5	.346
Mar 02	MICHIGAN STATE	*ss	5	0	1	0	0	0	0	0	0	0	0	0	0	0	0	0	1	2	.323
Mar 03	MICHIGAN STATE	*ss	5	2	4	3	3	0	0	0	0	0	0	0	0	0	0	0	3	3	.389
Mar 05	at Fullerton	*ss	3	2	2	3	0	0	1	1	0	0	0	0	0	0	0	0	0	0	.410
Mar 08	XAVIER	*ss	3	1	1	1	0	0	0	2	0	0	0	0	0	0	0	0	1	0	.405
Mar 09	XAVIER	*ss	4	0	0	0	0	0	0	0	0	0	0	0	0	0	0	0	1	2	.370
Mar 10	XAVIER	*ss	3	2	1	1	0	0	0	2	0	0	0	0	0	0	0	0	1	0	.367
Mar 13	NEW MEXICO STATE	*ss	4	0	2	0	0	0	0	1	0	0	0	0	0	0	0	0	0	0	.377
Mar 15	WASHINGTON STATE	*ss	4	1	1	0	0	0	0	0	0	0	0	0	0	0	0	0	2	3	.368
Mar 16	WASHINGTON STATE	*ss	4	1	1	0	0	0	0	0	0	0	0	0	0	0	0	0	0	1	.361
Mar 17	WASHINGTON STATE	*ss	4	2	4	2	0	0	0	1	1	0	0	0	0	0	0	0	0	3	.384
Mar 20	CAL BAPTIST	*ss	3	1	1	2	0	0	0	2	0	1	0	0	0	0	0	0	2	3	.397
3/22/19	at Oregon	*ss	3	1	1	0	0	0	0	0	0	0	0	0	0	0	0	0	0	0	.405
3/23/19	at Oregon	*ss	5	1	1	0	0	0	0	1	0	0	0	0	0	0	0	0	0	3	.390
Mar 24	at Oregon	*ss	3	0	1	2	0	0	0	0	0	0	0	1	1	0	0	1	2	3	.387
Mar 26	ARIZONA	*ss	3	1	1	0	0	0	0	0	0	0	0	0	0	0	0	0	0	0	.389
Mar 30	ARIZONA	*ss	3	2	1	0	0	1	0	1	0	0	0	0	0	0	0	0	0	3	.384
Mar 31	ARIZONA	*ss	5	2	1	3	0	0	0	0	0	0	0	0	0	0	0	0	0	1	.380
Apr 02	LONG BEACH STATE	*ss	6	2	1	3	0	0	0	0	0	0	0	0	0	0	0	0	0	5	.383
Apr 05	at USC	*ss	4	1	1	1	0	0	0	0	0	0	0	0	0	0	0	0	0	1	.396
Apr 06	at USC	*ss	2	2	1	1	0	0	0	0	0	0	0	0	0	0	0	0	0	0	.373
Apr 07	at USC	*ss	4	0	2	3	0	0	0	0	0	0	0	0	0	0	0	0	3	1	.383
04-09-19	UNLV	*ss	3	1	0	1	0	0	0	1	0	0	0	0	0	0	0	0	1	6	.373
Apr 10	OREGON STATE	*ss	5	0	0	0	0	0	0	0	0	0	0	0	0	0	0	0	1	6	.369
Apr 13	OREGON STATE	*ss	4	0	1	0	0	0	0	0	0	0	0	0	0	0	0	0	1	1	.361
Apr 14	OREGON STATE	*ss	3	0	0	0	0	0	0	0	0	0	0	0	0	0	0	0	2	1	.352
Apr 16	SEATTLE U	*ss	3	0	0	0	0	0	0	0	0	0	0	0	0	0	0	0	3	3	.359
Apr 18	at Utah	*ss	6	1	3	1	1	0	0	0	1	0	0	0	0	0	0	0	0	3	.366
Apr 19	at Utah	*ss	5	1	1	0	0	0	0	0	0	0	0	0	0	0	0	0	4	8	.360
Apr 20	at Utah	*ss	5	1	1	0	0	0	0	0	0	0	0	0	0	0	0	0	0	0	.360
Apr 23	UNLV	*ss	5	0	2	3	0	0	0	0	0	0	0	0	0	0	0	0	1	3	.361
Apr 24	at Washington	*ss	6	1	0	0	0	0	0	0	0	0	0	0	0	0	0	0	1	3	.362
Apr 27	at Washington	*ss	6	1	0	0	0	0	0	1	0	0	0	0	0	0	0	0	2	2	.351
Apr 28	at Washington	*ss	4	3	2	0	0	0	1	0	0	0	0	0	0	0	0	0	1	4	.354
May 03	UCLA	*ss	3	0	1	0	0	0	0	0	0	0	0	0	0	0	0	0	2	2	.348
May 04	UCLA	*ss	4	1	1	3	0	0	1	0	0	0	0	0	0	0	0	0	0	1	.345
May 05	UCLA	*ss	3	0	0	0	0	0	0	0	0	0	0	0	0	0	0	0	1	2	.345
5 Totals			450s	169	46	58	32	24	25	7	2	7	2	7	2	23	86	116	1	14	



## Gage WORKMAN

#14  
INF

Sophomore - 6'4 - 200

Bats/Throws: R/R

Queen Creek, Ariz.

Basha

Date	Opponent	Pos	AB	R	H	RBI	2B	3B	HR	BB	SB	CS	HBP	SAC	SF	GDP	K	PO	A	E	Avg	
Feb 15	NOTRE DAME	*3b	4	0	0	0	0	0	0	0	0	0	0	0	0	0	2	1	1	0	.000	
Feb 16	NOTRE DAME	*3b	6	3	4	2	1	0	0	0	0	0	0	0	0	0	1	1	1	0	.400	
Feb 17	NOTRE DAME	*3b	5	1	2	1	0	0	0	0	0	0	0	0	0	0	1	1	4	0	.400	
Feb 20	SAN DIEGO	*3b	4	2	2	2	0	0	0	1	1	0	0	0	0	0	0	2	1	0	.421	
Feb 23	UC DAVIS-1	*3b	3	0	1	0	0	0	0	0	0	0	0	0	0	0	1	0	5	1	.409	
Feb 23	UC DAVIS-2	*3b	3	2	3	1	0	1	0	2	0	0	0	0	0	0	0	1	2	0	.480	
Feb 24	UC DAVIS	*3b/ss	5	1	3	2	0	0	0	0	0	0	0	0	0	0	1	1	4	1	.500	
Feb 26	PEPPERDINE	*3b	4	0	1	0	0	0	0	0	0	0	0	0	0	0	1	1	5	1	.471	
Mar 01	MICHIGAN STATE	*3b	4	1	1	0	0	0	0	0	0	0	0	0	0	0	0	0	2	0	.447	
Mar 02	MICHIGAN STATE	*3b	5	0	0	0	0	0	0	0	0	0	0	0	0	0	2	0	2	0	.395	
Mar 03	MICHIGAN STATE	*3b	4	0	0	1	0	0	0	0	0	0	0	1	0	2	2	3	0	0	.362	
Mar 05	at Fullerton	*3b	3	2	1	0	0	0	0	1	0	0	0	0	0	0	0	0	1	0	.380	
Mar 08	XAVIER	*3b	3	0	1	0	0	0	0	1	1	0	0	0	0	0	1	0	1	0	.358	
Mar 09	XAVIER	*3b	3	0	1	1	1	0	0	1	0	0	0	0	0	0	1	0	0	0	.357	
Mar 10	XAVIER	*3b	4	1	2	0	0	0	0	1	0	0	0	0	0	0	1	1	0	2	.387	
Mar 13	NEW MEXICO STATE	*3b	4	0	0	0	0	0	0	1	0	0	0	0	0	0	3	1	0	0	.344	
Mar 15	WASHINGTON STATE	*3b	4	2	2	4	0	0	2	0	0	0	0	0	0	0	3	3	4	0	.353	
Mar 16	WASHINGTON STATE	*3b	3	1	1	2	0	0	1	1	0	0	0	0	0	0	0	0	1	0	.352	
Mar 17	WASHINGTON STATE	*3b	3	1	0	0	0	0	0	1	0	0	0	0	0	0	1	1	0	0	.338	
Mar 20	CAL BAPTIST	*3b	5	0	2	1	1	0	0	0	0	0	0	0	0	0	3	0	1	1	.342	
3/22/19	at Oregon	*3b	3	2	1	1	0	0	2	1	0	0	0	0	0	0	0	2	2	0	.341	
3/23/19	at Oregon	*3b	5	0	1	1	0	0	0	0	0	0	0	0	0	0	3	2	5	1	.333	
Mar 24	at Oregon	*3b	4	1	2	0	2	0	0	0	0	0	0	0	0	0	0	0	3	0	.341	
Mar 29	ARIZONA	*3b	4	0	3	2	0	0	0	0	0	0	0	0	0	0	0	1	1	0	.358	
Mar 30	ARIZONA	*3b	2	1	0	0	0	0	2	0	0	0	0	0	0	0	1	0	0	0	.351	
Mar 31	ARIZONA	*3b	6	0	1	0	0	0	0	0	1	0	0	0	0	0	4	0	3	0	.340	
Apr 02	LONG BEACH STATE	*3b	5	0	1	1	0	0	0	0	0	0	0	0	0	0	2	0	2	0	.333	
Apr 05	at USC	*3b	3	0	0	0	0	0	0	1	0	0	0	0	0	0	1	1	1	0	.324	
Apr 06	at USC	*3b	2	0	0	1	0	0	1	0	0	0	0	1	0	1	0	2	0	0	.319	
Apr 07	at USC	*3b	2	2	1	0	0	0	0	3	0	0	0	0	0	0	0	0	1	0	.322	
04-09-19	at UNLV	*3b	4	1	0	0	0	0	0	0	0	0	0	0	0	0	0	2	2	0	.311	
Apr 12	OREGON STATE	*3b	3	0	2	1	0	0	1	0	0	0	0	0	0	0	1	0	0	0	.320	
Apr 13	OREGON STATE	*3b	4	1	3	1	0	0	1	0	0	0	0	0	0	0	1	0	2	0	.333	
Apr 14	OREGON STATE	*3b	3	1	0	0	0	0	0	1	0	0	0	0	0	0	2	2	1	0	.326	
Apr 16	SEATTLE U	*3b	3	0	0	0	0	0	0	0	0	0	1	0	0	0	0	2	1	0	.318	
Apr 18	at Utah	*3b	5	1	1	0	0	0	1	1	0	0	0	0	0	0	1	3	3	0	.314	
Apr 19	at Utah	*3b	4	1	3	1	1	0	0	0	0	0	0	0	0	0	0	0	2	0	.326	
Apr 20	at Utah	*3b	2	1	1	1	0	0	0	2	0	0	0	0	0	0	0	0	2	0	.329	
Apr 23	UNLV	*3b	3	1	2	1	0	0	1	1	1	0	0	0	0	0	0	2	3	0	.336	
Apr 26	at Washington	*3b	4	1	1	0	1	0	0	0	0	0	0	0	0	0	1	0	2	0	.333	
Apr 27	at Washington	*3b	5	0	2	1	1	0	0	1	0	0	0	0	0	0	2	2	1	0	.335	
Apr 28	at Washington	*3b	5	1	2	1	0	1	0	0	0	0	0	0	0	0	3	1	1	0	.338	
May 03	UCLA	*3b	4	0	0	1	0	0	0	0	0	0	0	0	0	0	1	0	3	0	.329	
May 04	UCLA	*3b	4	0	1	0	0	0	0	0	0	0	0	0	0	0	2	1	1	0	.327	
May 05	UCLA	*3b	3	1	2	2	1	0	1	0	0	0	0	1	0	1	1	2	1	0	.333	
Totals			45gs	171	33	57	33	9	2	6	26	6	1	1	0	3	1	49	38	85	7	.333

On base pct. .418 • Slugging pct. .515