

# ASU 2018-2019 SCHEDULE

Date Opp. (TV/Radio).....FINAL/TIP

11/6 CS Fullerton (P12).... W, 102-94 2OT

## MGM RESORTS MAIN EVENT-TEMPE

11/9 McNeese State (P12)..... W, 80-52

11/12 LBSU (P12)..... W, 90-58

11/15 @San Francisco (P12).....PPD

## MGM MAIN EVENT/T-MOBILE

11/19 #15 Miss. St. (ESPNU)..... W, 72-67

11/21 Utah State (ESPNU)..... W, 87-82

11/28 Omaha (P12/620 AM)..... W, 89-71

12/1 Texas Southern (P12/98.7) W, 83-71

12/7 #6 Nevada at HoopHall Classic  
(@STAPLES/ESPN2/620)..... L, 66-72

12/15 @Georgia (SEC/620)..... W, 76-74

12/17 @Vanderbilt (SEC/620)..... L, 65-81

12/22 #1 Kansas (ESPN2/620)..... W, 80-76

12/29 Princeton (P12/98.7)..... L, 66-67

1/3 Utah (P12/620 AM)..... L, 86-96

1/5 Colorado (P12/98.7 FM)..... W, 83-61

1/9 @California (P12/620 AM)..... W, 80-66

1/12 @Stanford (P12/620 AM)..... L, 71-85

1/17 Oregon St. (FS1/620 AM)..... W, 70-67

1/19 Oregon (P12/98.7 FM)..... W, 78-64

1/24 @ UCLA (FS1/620 AM)..... W, 84-73

1/26 @USC (ESPN2/98.7 FM)..... L, 67-69

1/31 Arizona (ESPN2/620 AM)W, 95-88 OT

2/7 Wash. St. (P12/620 AM)..... L, 70-91

2/9 Washington (ESPN/98.7 FM)..... 8

2/13 @Colorado (FS1)..... 8:30

2/16 @Utah (FS1)..... 8:10

2/20 Stanford (ESPN/2)..... 7

2/24 California (P12)..... 4

2/28 @Oregon (P12)..... 8 PT

3/3 @Oregon St. (ESPNU)..... 5 PT

3/9 @Arizona (CBS)..... 2

## (Pac-12 Tournament/Las Vegas)

3/13

-16 T-Mobile Arena.....TBD

## FINAL FOUR TRIVIA

Coach Hurley (1992) and Danny Manning (1988) are only current college coaches who earned Final Four MOP.

## TURNED IT AROUND FAST

Buffalo was 285-369 (.436) in 22 seasons after going DI (1991-2013). The Bulls were 42-20 (.678) in Coach Hurley's two seasons. He is 107-74 (.591) in six years as a head coach.

# SUN DEVIL

## M E N ' S B A S K E T B A L L

### @SUNDEVILHOOPS (15-7; 6-4) HOSTS PAC-12 LEADER WASHINGTON

Sat., Feb. 9 vs. Washington (19-4; 10-0) 8 p.m./ESPN2/98.7 FM ASU P12 leader scoring (79.1)

**SHOT AT THE CURRENT TOP DAWG:** The Arizona State Sun Devils (15-7; 6-4) -- who advanced to the NCAA Tournament for the first time since 2014 last year and just the fourth time in 24 seasons -- have Dave Pasch and Bill Walton on the call for an 8 p.m. Saturday, Feb. 9 tilt vs. first-place Washington on ESPN. Tim Healey and Kyle Dodd are on the Sun Devil Radio Network (98.7 FM). ASU, the Pac-12 leader in rebounding margin (+6.6), has outrebounded 18 of 22 opponents this year after doing so just 14 times in 32 games last year. Zylan Cheatham is averaging 18 boards in his past four contests as he grabbed 16 in the 91-70 loss to WSU on Thursday. His 13 double-figure rebounding games leads the Pac-12.

**22:** Zylan Cheatham had 22 rebounds (seven in overtime) vs. Arizona on Jan. 31, the most in Pac-12 game in the past 19 seasons and the most since Dave Bluthenthal grabbed 28 vs. Arizona State on Jan. 20, 2000.

### 13 QUICK SPARKY NOTES (13 FOR 2018 NBA MVP JAMES HARDEN)

√ Zylan Cheatham is averaging 11.6 ppg, 11.1 rpg (Pac-12 leader) and 3.5 apg

√ ASU ranks second in Pac-12 in FG% defense (.405)

√ ASU is 99-of-135 from the FT line in its past five games (.733)

√ In its six Pac-12 wins ASU had held opponents to .376 FGs after halftime (67-of-178)

√ 5-3 in two-possession games this year after going 4-7 last year (12-16 previous 3 seasons)

√ 19 halftime-deficit comebacks under Bobby Hurley (12 previous 5 seasons)

√ Kansas was sixth top-10 OOC opponent Coach Hurley played, ASU faced one in previous 17 seasons

√ Best approach vertical on team is Zylan Cheatham at 41.5 inches, Remy Martin not far behind at 40

√ Seven Sun Devils have led the team in scoring this year

√ De'Quon Lake has made 134-of-185 (.724) from the field in his two-year career

√ Kimani Lawrence is 66-of-85 (.776) from the free throw line in his career

√ Ranks fourth in the nation at 42.2 rebounds per game

√ Has held nine opponents under 40 percent shooting (4 Pac-12 teams)

**REMY:** Remy had his November and early December ruined by a bum ankle but check out his numbers from the past 14 games compared to first eight and digest some quick notes...only player with an 11-assist game in a Pac-12 road game this year (11 at UCLA)...one of seven Pac-12 players with 30 points in a league game this year (31 vs. Arizona)...ranks ninth in the league in three-point percentage in Pac-12 games at .418 (23-of-55)...10 made free throws vs. Arizona matches the most in a league tilt this year...leads league in A/TO ratio in conference games (68/20) at 3.4 and in assists per Pac-12 game (68 in 10 games/6.8 per game).

### REMY MARTIN FIRST 8/PAST 13

FG: 18-55 (.327)/72-172 (.419)

3PT: 4-22 (.182)/25-70 (.357)

APG: 4.0/5.6

A-TO: 2:1/2.8:1

PPG: 10.5/14.2

20+ PT GAMES: 0/4

DUNKS: 0/2

**ZYLAN NOTE:** Heading into play this week there were only 18 players in who are averaging a double-double. Only two of those players were averaging three assists: Ethan Happ of Wisconsin and Zylan Cheatham.

**ASU MEDIA RELATIONS:** ASU men's basketball SID Doug Tammaro can be reached directly at 480-734-7795 or via e-mail at [tammaro@asu.edu](mailto:tammaro@asu.edu). The ASU website is: [www.TheSunDevils.com](http://www.TheSunDevils.com).

POS #	SUN DEVIL	YR	HT/WT	2018-2019 SUN DEVIL ROSTER NOTES
G 0	Luguentz Dort	FR	6-4/215	Top-100 recruit who is strong and gets in the lane with ease; speaks French
G 1	Remy Martin	SO	6-0/170	Top-100 2017 signee; energizer bunny, 2018 Pac-12 Co-Sixth Man of the Year
G 2	Rob Edwards	JR	6-4/205	Transfer from Cleveland State who was CSU's leader scorer
F 3	Mickey Mitchell	JR	6-7/225	Played lot of minutes as freshman at Ohio State in 2015-16--OUT WITH BACK INJURY
G 5	Kyle Feit	FR	6-4/190	Product of IMG Academy
F 10	Vitaliy Shibel	SO	6-9/210	Sophomore who had ACL injury and redshirted 2016-17/from Ukraine
G 11	Elias Valtonen	FR	6-7/195	Finland native with solid shooting stroke
G 14	Kimani Lawrence	SO	6-7/200	Long sophomore can guard 5 positions & play 4 of them/ <u>missed first 13 games last year</u>
G 21	Jack Roggin	FR	6-0/165	Walk-on from Southern California
F 23	Romello White	SO	6-8/220	Atlanta product who had Jerry Stackhouse as his AAU coach
G 24	Jordan Salzman	SO	5-10/175	Walkon from New York
G 25	Grant Fogerty	SO	6-0/175	Local walkon addition from Desert Mountain High School in Scottsdale
G 31	Trevor Thompson	SO	6-2/175	Second-year walkon from Moon Valley High School in Phoenix
F 32	De'Quon Lake	SR	6-10/225	JC transfer originally from Virgin Islands/24 points, 8 boards, 3 blocks in 2017-18 opener
C 34	Uros Plavsic	FR	7-0/240	Serbian big man with good athletic ability/PLAN IS TO REDSHIRT THIS YEAR
F 35	Taeshon Cherry	FR	6-8/210	San Diego big man who was in everyone's top-75/Solid 3-point range
F 45	Zylan Cheatham	SR	6-8/201	Transfer from San Diego State/smart and energetic and vocal leader
<b>Head Coach:</b> Bobby Hurley/42-20 at Buffalo (2013-15); 1992 Final Four MOP; 58-49 (.542) at ASU/4th year				
<b>Coaching Staff:</b> Rashon Burno, Anthony Coleman, Drazen Zlovacic				
<b>Special Assistant to HC:</b> Ben Wood		<b>Video:</b> Justin McLean		
<b>Operations:</b> Derrick Wrobel		<b>Performance:</b> Daniel Marshall		

**REBOUNDING:** ASU is outrebounding its opponents by a Pac-12 leading +6.6 boards per game (42.2/35.6), which is a 9.6 rebounds per game turnaround from two seasons ago. ASU only grabbed 32.6 boards per game in 2016-17, Coach Hurley's second season at ASU, and was outrebounded by 7.1 per game, dead last in the league by nearly three boards per tilt. ASU has never led the Pac-12 in rebounding margin.

**DROPPING BUCKETS:** ASU has been in the Pac-10/12 for more than four decades, but two of its top eight scoring teams have come in two of Bobby Hurley's first three seasons. ASU led the league in scoring last year at 82.7 points per game, third-best in school history. This year ASU is averaging 79.5, best in the Pac-12.

#### TOP SCORING SUN DEVIL TEAMS IN PAC-10/12 HISTORY

84.5/1997-1998 (Don Newman)

84.5/1992-1993 (Bill Frieder/Pac-10 leader)

**82.7/2017-2018 (Bobby Hurley/Pac-12 leader)**

79.6/1988-1989 (Steve Patterson)

79.3/1999-2000 (Rob Evans/Pac-10 leader)

79.3/1990-1991 (Bill Frieder)

79.2/1980-1981 (Ned Wulk/Pac-10 leader)

**79.1/2018-19 (Bobby Hurley/current Pac-12 leader)**

**78.6/2016-2017 (Bobby Hurley)**

**HALFWAY:** ASU started 6-3 in the Pac-12 for seventh time in its 41 years. It was 8-1 in 1979-80 and 1980-81 and was 6-3 in 2012-13, 1994-95, 1993-94 and 1992-93. ASU had a winning record at the halfway mark for just the sixth time in past 24 seasons.

**YES, 20 BOARDS ON ROAD:** Zylan Cheatham grabbed 20 rebounds at UCLA on Jan. 24, at the time the most by a Sun Devil since current Orlando Magic assistant coach Mike Batiste grabbed 20 on Nov. 19, 1997 vs. Wagner. Cheatham also put his name along some Pac-12 studs in terms of road game rebounding in the past 23 seasons.

#### 20 REBOUNDS IN PAC-12 ROAD GAME (SINCE 1996-97/PAST 23 SEASONS)

21, Kevin Love, UCLA at Oregon State/Jan. 26, 2008

21, Tim Young, Stanford at Oregon (OT)/Jan. 16, 1997

**20, Zylan Cheatham, Arizona State at UCLA/Jan. 24, 2019**

20, Mike Moser, Oregon at UCLA (2 OT)/Feb. 27, 2014

20, Mark Madsen, Stanford at Washington/Feb. 26, 2000

**JUMP:** Best standing verticals on the team: De'Quon Lake and Luguentz Dort both did 34 inches, while Zylan Cheatham is at 33.5 inches.

**ROB OVER 1,000:** Junior Rob Edwards played at Cleveland State from 2015-17, as he entered ASU with 909 points in 63 games (14.4 per game). He now has 1,074 career points (13.6 career average). Included in that is 37-of-43 (.860) from the free throw line this year and .772 (240-of-311) in his career along with 144 three pointers. He missed six games early and only scored 18 points in the first nine games (14 in opener and then the six DNPs) due to a back injury).

**WINGSPAN:** ASU has five players with wingspan of at least 6-11: De'Quon Lake (7-2), Zylan Cheatham (7-0.5), Romello White (7-0.25), Vitaliy Shibel (6-11.75) and Kimani Lawrence (6-11.5).

**PAC-12 POTW NOTE:** ASU topped then No. 1 Kansas 80-76 on Dec. 22 in Bobby Hurley's 17th halftime-deficit win at ASU behind 15 off-the-bench points from getting healthier Rob Edwards (13 in the second half). He became the fourth Sun Devil to earn Pac-12 Player of the Week this season. Zylan Cheatham, the Dec. 3 Pac-12 Player of the Week, registered ASU's second triple double in the Dec. 1 win over Texas Southern. Remy Martin matched a career-high with 21 points, grabbed a career-best eight rebounds, and added five assists and three steals to spark the Sun Devils back from an 18-point deficit to a 76-74 victory at Georgia on Dec. 15, leading to his Dec. 17 Pac-12 Player of the Week Award. He had 12 points, five boards, two assists and two steals in the second half, including back-to-back baskets inside the final 3:11 which gave ASU its first lead of the game at 71-70.

#### 2018-19 SUN DEVIL PAC-12 PLAYERS OF THE WEEK

Dec. 24: Rob Edwards

Dec. 17: Remy Martin

Dec. 3: Zylan Cheatham

Nov. 26: Luguentz Dort

**FTS:** ASU has made some solid free throws late to seal wins...15-of-19 (.789) in the second half and overtime vs. Arizona...Rob Edwards hit two with 12 seconds left in 70-67 win over Oregon State to give ASU the three-point lead on Jan. 17...in come-from behind win at Cal, it was 13-of-16 in the second half...made 6-of-8 in final five minutes against Kansas, including two by Rob Edwards with six seconds left to make it a two-possession game...nine of final 11 in second half at Georgia...10-14 in final 4:03 vs. Utah State, including six straight in two-minute stretch after USU buckets...Remy Martin made two with 10 seconds left to make it five-point lead over Mississippi State as ASU made all six in second half...made 8-of-10 in second OT against CSF...  
**ASU is 99-of-135 (.733) in past five games from the free throw line.**

**QUICK LU NOTES:** Luguentz Dort earned Nov. 26 Pac-12 Player of the Week and Andy Katz's National Player of the Week after averaging 25 points and eight rebounds as ASU won the MGM Resorts Main Event in Las Vegas (Nov. 19-21). Dort is the first ASU freshman to garner the league's weekly award since James Harden in January of 2008.

#### 20-POINT GAMES FOR LUGUENTZ DORT

33 vs. Utah State @Las Vegas, Nov. 21, 2018

28 vs. Cal State Fullerton, Nov. 6, 2018

25 vs. McNeese State, Nov. 9, 2018

24 vs. #6 Nevada, Dec. 7, 2018

22 vs. Washington State, Feb. 7, 2019

**PLAYING FOLKS:** Bobby Hurley has made the attempt to play some folks. In his first year after looking at an inherited schedule that included tilts vs. NC State/Marquette in Brooklyn, at Creighton, at UNLV and No. 18 Texas A&M, he put the wheels in motion to make it even better by playing at Kentucky and filled a holiday break hole that could have been a yawner with Stephen F. Austin. In 2016-17, ASU played No. 1 Kentucky in the Bahamas, Purdue in NYC, at San Diego State and vs. No. 9 Creighton. Last year besides Kansas ASU played Xavier and hosted 2017 NCAA Tournament product Vanderbilt. Kansas this year was the sixth top-10 non-conference opponent Coach Hurley played in his four years. ASU faced one in the previous 17 seasons.

#### ASU REGULAR SEASON OOC GAMES VS. TOP-10 TEAMS UNDER BOBBY HURLEY

#18 ASU 80, #1 Kansas 76 (Dec. 22, 2018)

#6 Nevada 72, ASU 66 at STAPLES Center (Dec. 7, 2018)

ASU 95 @#2 Kansas 85 (Dec. 10, 2017)

#9 Creighton 96, ASU 85 (Dec. 20, 2016)

#1 Kentucky 115, ASU 69 (Nov. 28, 2016 at Bahamas)

@#5 Kentucky 72, ASU 58 (Dec. 12, 2015)

#### PRO-NUN-SEE-A-SHUNS

Luguentz Dort (LOU-gentz)

Vitaliy Shibel (Vigh-tal-ee Shy-bull)

Elias Valtonen (Ill-ee-as Val-tow-nen)

De'Quon Lake (Deh-Quon)

Uros Plavsic (ur-rose Plav-sick)

Taeshon Cherry (Tay-shawn)

Zylan (Zigh-lan)

#### REMY MARTIN 20+ SCORING TILTS

31 vs. Arizona (1/31/19)

24 at California (1/9/19)

22 vs. Utah (1/3/19)

21 at Georgia (12/15/18)

21 at #2 Kansas (12/10/17)

20 vs. Colorado/Las Vegas (3/7/18)

#### ROMELLO WHITE TOP SCORING TILTS

25 vs. Northern Arizona (11/17/17)

22 vs. St. John's at STAPLES (12/8/17)

21 at Washington State (2/4/18)

19 vs. Colorado (1/5/19)

19 vs. Texas Southern (12/1/18)

19 at Stanford (1/17/18)

19 vs. Kansas State in LV (11/23/17)

#### ROMELLO WHITE DOUBLE-DOUBLES (8)

18/11 vs. Princeton (12/29/18)

19/14 vs. Texas Southern (12/1/18)

13/11 vs. California (3/1/18)

10/14 at Washington (2/1/18)

10/11 at Colorado (1/4/18)

16/13 vs. USF (2/2/17)

14/11 vs. UC Irvine (11/9/17)

16/15 vs. San Diego State (11/14/17)

#### ZYLAN CHEATHAM

##### ASU DOUBLE-DOUBLES (9)

11/22 vs. Arizona (1/31/19)

10/14 at USC (1/26/19)

10/13 vs. Oregon State (1/17/19)

13/11 vs. #1 Kansas (12/22/18)

10/10 at Georgia (12/15/18)

13/10 vs. #6 Nevada (12/7/18)

14/13/10 vs. Texas Southern (12/1/18)

13/12/9 vs. Omaha (11/28/18)

16/12/6 vs. McNeese State (11/9/18)

#### 2018-19 AP RANKINGS

Dec. 24: 17

Dec. 17: 18

Dec. 10: 20

Dec. 3: 20

**COACH AS A PLAYER:** Coach Hurley's Duke career has been talked about a lot. His 145 assists (in 20 games) is a NCAA Tournament record. Here is a numbers breakdown:

**.583:** In the 1992 Final Four, Coach made 7-of-12 three pointers en route to the Most Outstanding Player honors.

**.667:** In the April 4, 1992 Final Four game vs. Indiana, Coach went 6-of-9 from the three-point stripe.

**2:** In addition to 1992 Most Outstanding Player honors, Coach also earned 1991 All-Tournament Team honors.

**9:** In the 1991 title game vs. Kansas on April 1, he posted nine assists.

**16:** In the 1991 Final Four he posted 16 asissts.

**119:** Coach Hurley went 119-26 (.821) in his four years at Duke.

**18-2:** Coach Hurley went 18-2 in his NCAA Tournament career.

### 3-PTERS IN TOURNAMENT CAREER

47, Lee Humphrey, Florida, 2004-07 (15)

43, Shelvin Mack, Butler, 2009-11 (13)

**42, Bobby Hurley, Duke, 1990-93 (20)**

### NCAA TOURNAMENT GAMES

23, Christian Laettner, Duke, 1989-92

22, Greg Koubek, Duke, 1988-91

22, Brian Davis, Duke, 1989-92

21, Wayne Turner, Kentucky, 1996-99

20, Thomas Hill, Duke, 1990-93

**20, Bobby Hurley, Duke, 1990-93**

20, Grant Hill, Duke, 1991-94

20, Antonio Lang, Duke, 1991-94

### TAESHON CHERRY

#### DOUBLE FIGURE GAMES

19 vs. Nebraska-Omaha (11/28/18)

15 vs. Oregon (1/19/19)

15 vs. Utah State (11/21/18)

14 vs. Texas Southern (12/1/18)

12 vs. Oregon State (1/17/19)

**VS. RANKED TEAMS:** ASU has defeated six ranked teams in Bobby Hurley's tenure, including five out of conference and three of them away from home. The Nov. 24, 2017, Xavier win was the highest ranked OOC team ASU had topped since it beat No. 7 Maryland in the 1994 Maui Invitational...until it won at #2 Kansas on Dec. 10. ASU followed that up with a Nov. 19 win over No. 15 Mississippi State this year and its second win over No. 1 in school history on Dec. 22.

### ASU WINS VS. RANKED TEAMS UNDER BOBBY HURLEY

#18 ASU 80, Kansas 76 (Dec. 22, 2018)

ASU 72, #15 Mississippi State 67 (Nov. 19, 2018/Las Vegas)

#16 ASU 95, at #2 Kansas 85 (Dec. 10, 2017)

ASU 102, #15 Xavier 86 (Nov. 24, 2017/Las Vegas)

ASU 74, #23 USC 67 (Feb. 12, 2016)

ASU 67, #18 Texas A&M 54 (Dec. 5, 2015)

**REFRESH:** ASU's top three scorers are gone, but ASU returned six lettermen, a pair of high-level transfers and notched a top-20 recruiting class. Last year third-year coach Bobby Hurley and the Sun Devils were the final undefeated team (12-0), beat No. 1 seeds Xavier and Kansas and went 5-2 against NCAA Tournament teams. ASU averaged 10,603 fans, topping the 9,514 school record set in 1995-96.

**REMY!!!:** The Pac-12 Sixth Man of the Year officially returned in 30+ seasons in 2017-18 and freshman Remy Martin shared the award with CU's Devon Collier. The previous Pac-10 Sixth Man of the Year was awarded from 1984-87. Martin – with zero starts -- averaged 9.6 points, had 94 assists and was 71-of-94 (.755) from the free throw line in 23.8 minutes per game. He had 20 double-figure scoring games (15 of final 21) and had a season-best 21 at No. 2 Kansas on Dec. 10. At WSU on Feb. 4, he had all 10 points in the final 6:20 as ASU outscored WSU 19-9 in final seven minutes. He injured his ankle on Oct. 10 and reinjured it on Nov. 21 vs. Utah State, as he missed the Omaha and Texas Southern games. Seven of his top 11 career scoring games have been away from home.

### REMY MARTIN 20+ SCORING GAMES

31 vs. Arizona (1/31/19)

24 at California (1/9/19)

22 vs. Utah (1/3/19)

21 at Georgia (12/15/18)

21 at #2 Kansas (12/10/17)

20 vs. Colorado at Las Vegas (3/7/18)

**TALENT UPGRADE:** From 2002-16, ASU signed six top-85 players according to 247Sports/Scout.com. At times ASU has had a five-man lineup on the floor this year alone with top-85 recruits in Remy Martin (77) Lugentz Dort (33) and Kimani Lawrence (58) in the backcourt and Taeshon Cherry (29) and Romello White (81) underneath.

### TOP-85 247SPORTS/SCOUT.COM ASU SIGNEES (2002-2018)

23. James Harden, 2007

**29. Taeshon Cherry, 2018**

**33. Luguentz Dort, 2018**

34. Jahii Carson, 2011

41, Sam Cunliffe, 2016

55. Ike Diogu, 2002

**58. Kimani Lawrence, 2017**

**77. Remy Martin, 2017**

79. Keala King, 2010

**81. Romello White, 2016**



**WHAT HAS CHANGED:** The 2017-18 season saw a lot of upgrades for Sun Devil basketball beyond the NCAA Tournament appearance as attendance records were busted and it won a dozen straight for just the second time in school history. Below is a list of what was truth last year in the fall and what ASU can flash the fork about now.

#### LAST YEAR AT THIS TIME / #FORKSUP NOW

- 5,807 attendance in BH first year / 10,603 in third year (school record)
- 11-game win streak in 1980-81 was awesome / 12-0 start last year was better
- 8-22 in road OOC games prior to CBH / now 5-2 under Bobby Hurley
- Averaged 80+ points twice in Pac-12 history / 82.7 last year led Pac-12

**HALF:** ASU has 19 wins (nine on the road) when trailing at the half under Bobby Hurley, after going 12-64 (.157) the previous five seasons. It did it seven times in 2017-18 and did it this year at Georgia, vs. No. 1 Kansas, at California and at UCLA.

#### 19 HALFTIME DEFICIT WINS UNDER COACH HURLEY

- (-1) @UCLA 44, ASU 43/Jan. 24, 2019/ASU 84, @UCLA 73
- (-2) @California 35, ASU 33/Jan. 9, 2019/ASU 80, @California 66
- (-8) #1 Kansas 39, #18 ASU 31/Dec. 22, 2018/#18 ASU 80, #1 Kansas 76
- (-14) @Georgia 47, #20 ASU 33/Dec. 15, 2018/#20 ASU 76, @Georgia 74
- (-4) USC 37, ASU 33/Feb. 8, 2018/ASU 80, USC 77
- (-1) Oregon State 34, ASU 33/Jan. 13, 2018/ASU 77, OSU 75
- (-1) @Utah 36, ASU 35/Jan. 7, 2018/ASU 80, @Utah 77
- (-3) @#2 Kansas 40, #16 ASU 37/Dec. 10, 2017/#16 ASU 95, @KU 85
- (-2) #15 Xavier 46, ASU 44/Nov. 24, 2017/ASU 102, #15 Xavier 86
- (-2) Kansas State 44, ASU 42/Nov. 23, 2017/ASU 92, KSU 90
- (-6) SDSU 40, ASU 34/Nov. 14, 2017/ASU 90, SDSU 68
- (-1) USC 48, ASU 47/Feb. 26, 2017/ASU 83, USC 82
- (-2) @UW 41, ASU 39/Feb. 16, 2017/ASU 83, @UW 81
- (-1) Stanford 33, ASU 32/Feb. 11, 2017/ASU 75, Stanford 69
- (-7) @SDSU 32, ASU 25/Dec. 10, 2016/ASU 74, @SDSU 63
- (-3) #23 USC 30, ASU 27/Feb. 12, 2016/ASU 74, USC 67
- (-12) @UNLV 37, ASU 25/Dec. 16, 2015/ASU 66, @UNLV 56
- (-8) @Creighton 41, ASU 33/Dec. 2, 2015/ASU 79, @Creighton 77
- (-2) UCSB 29, ASU 27/Nov. 29, 2015/ASU 70, UCSB 6

**RUN AND JUMP:** Best approach vertical on the team is Zylan Cheatham at 41.5 inches, with Remy Martin not far behind at 40 inches.

**KIMANI:** Kimani Lawrence's freshman season gets an asterisk. Last year he started in all three exhibition games and had 15 points and nine boards vs. Northern State and 18 points and five boards vs. Arizona Christian. The night before the season opener he suffered a stress fracture in left foot that kept him out until Pac-12 play. In the opener vs. Cal State Fullerton he posted 16 points (previous best was nine) and minutes (36). He had 22 points including the game-winning three-pointer in the Nov. 19 win over No. 15 Mississippi State.

#### KIMANI LAWRENCE QUICK NOTES

- √ Double-figures in first seven games and now six of past eight
- √ 23 threes this year/3-15 last year
- √ 66-85 (.776) from FT line in career
- √ 6-11 1/2 wingspan

#### THREE-POINT NOTE

Entering 2018-19 ASU had made a three-point-er in 587 straight games. The last time ASU did not make a three-pointer was in an 89-57 win over Washington in Tempe on Feb. 10, 2001.

#### ASU OOC WINS VS. RANKED TEAMS

##### PAC-10/12 ERA

- √ #18 ASU 80, #1 Kansas 76  
Dec. 22, 2018/Bobby Hurley
- √ ASU 72, #15 Mississippi State 67  
Nov. 19, 2018 at Las Vegas/Bobby Hurley
- √ #16 ASU 95, @#2 Kansas 85  
Dec. 10, 2017/Bobby Hurley
- √ ASU 102, #15 Xavier 86  
Nov. 24, 2017 at Las Vegas/Bobby Hurley
- √ ASU 67, #18 Texas A&M 54  
Dec. 5, 2015/Bobby Hurley
- √ ASU 79, #25 Marquette 77  
Nov. 25, 2013/Herb Sendek
- √ ASU 77, #17 Xavier 55  
Dec. 15, 2007/Herb Sendek
- √ ASU 97, #7 Maryland 90  
Nov. 23, 1994 at Maui/Bill Frieder
- √ ASU 79, #13 Michigan 62  
Nov. 22, 1994 at Maui/Bill Frieder
- √ #14 ASU 71, #7 Ohio State 58  
Dec. 20, 1980/Ned Wulk
- √ ASU 96, #12 Iowa 88  
Dec. 6, 1980/Ned Wulk

#### SUN DEVIL LEADERS

##### (INCLUDES SHARED/THEN CAREER)

**SCORING:** Dort (8), Martin (6/7), Lawrence (1), Cherry (1), White (3), Edwards (3), Cheatham (1)

**REBOUNDS:** Dort (4), White (4/16), Lake (1/8), Mitchell (0/6), Cheatham (15), Edwards (1)

**ASSISTS:** Mitchell (0/5), Martin (13/19), White (0/2), Cheatham (9), Dort (1)

#### DE'QUON LAKE DOUBLE-DOUBLES (2)

11/12 vs. Kansas State (11/23/17)  
17/10 vs. Northern Arizona (11/17/17)

**2018-19 @SunDevilHoops**  
**Arizona State Combined Team Statistics (as of Feb 07, 2019)**  
**All games**

Overall record: 15-7 Conf: 6-4 Home: 10-3 Away: 3-3 Neutral: 2-1

##	Player	gp-gs	min	avg	Total		3-Point		F-Throw		Rebounds				pf	dq	a	to	blk	stl	pts	avg
					fg-fga	fg%	3fg-fga	3fg%	ft-fa	ft%	off	def	tot	avg								
00	Dort,Luguentz	22-21	707	32.1	117-297	.394	31-111	.279	92-141	.652	29	69	98	4.5	66	3	54	71	4	31	357	16.2
01	Martin,Remy	20-16	658	32.9	90-227	.396	29-92	.315	53-70	.757	11	51	62	3.1	26	0	102	40	1	25	262	13.1
45	Cheatham,Zylan	22-22	723	32.9	90-164	.549	7-19	.368	68-113	.602	58	187	245	11.1	59	1	78	63	16	18	255	11.6
02	Edwards,Rob	16-10	447	27.9	48-158	.304	32-83	.386	37-43	.860	5	42	47	2.9	33	0	19	19	5	15	165	10.3
14	Lawrence,Kimani	22-15	574	26.1	73-185	.395	23-80	.288	55-72	.764	28	59	87	4.0	59	1	31	32	5	16	224	10.2
23	White,Romello	22-22	539	24.5	72-119	.605	0-0	.000	52-86	.605	55	69	124	5.6	64	2	8	28	13	11	196	8.9
35	Cherry,Taeshon	20-3	374	18.7	47-118	.398	30-81	.370	10-14	.714	12	48	60	3.0	49	1	9	9	5	15	134	6.7
32	Lake,De'Quon	22-1	298	13.5	43-57	.754	0-0	.000	20-32	.625	40	53	93	4.2	56	2	3	20	17	3	106	4.8
03	Mitchell,Mickey	6-0	53	8.8	5-7	.714	1-1	1.000	1-8	.125	6	10	16	2.7	7	0	6	6	0	1	12	2.0
05	Feit,Kyle	4-0	5	1.3	2-3	.667	1-2	.500	0-0	.000	0	2	2	0.5	1	0	0	1	0	0	5	1.3
11	Valtonen,Elias	12-0	46	3.8	4-8	.500	4-8	.500	2-2	1.000	1	1	2	0.2	4	0	1	3	2	2	14	1.2
24	Salzman,Jordan	3-0	4	1.3	0-2	.000	0-0	.000	2-2	1.000	0	0	0	0.0	0	0	0	0	0	1	2	0.7
10	Shibel,Vitaliy	11-0	38	3.5	2-7	.286	2-5	.400	0-0	.000	2	3	5	0.5	10	0	0	3	0	1	6	0.5
25	Fogerty,Grant	4-0	4	1.0	1-1	1.000	0-0	.000	0-0	.000	0	0	0	0.0	0	0	1	0	0	0	2	0.5
21	Roggin,Jack	1-0	1	1.0	0-0	.000	0-0	.000	0-0	.000	0	0	0	0.0	0	0	0	0	0	0	0	0.0
31	Thompson,Trevor	3-0	4	1.3	0-1	.000	0-0	.000	0-0	.000	0	0	0	0.0	1	0	0	1	0	1	0	0.0
Team											44	44	88		2		8					
Total.....		22	4475		594-1354	.439	160-482	.332	392-583	.672	291	638	929	42.2	437	10	312	304	68	140	1740	79.1
Opponents.....		22	4475		532-1314	.405	200-585	.342	361-496	.728	212	571	783	35.6	482	14	302	306	70	141	1625	73.9

TEAM STATISTICS	ASU	OPP	Date	Opponent	Score	Att.
SCORING	1740	1625	11/6/18	CSU FULLERTON	Wo2 102-94	9145
Points per game	79.1	73.9	11/9/18	MCNEESE STATE	w 80-52	8515
Scoring margin	+5.2	-	11/12/18	LONG BEACH STATE	w 90-58	8818
FIELD GOALS-ATT	594-1354	532-1314	11/19/18	vs Mississippi State	w 72-67	2507
Field goal pct	.439	.405	11/21/18	vs Utah State	w 87-82	3157
3 POINT FG-ATT	160-482	200-585	11/28/18	NEBRASKA OMAHA	w 89-71	6951
3-point FG pct	.332	.342	12/01/18	TEXAS SOUTHERN	w 83-71	10085
3-pt FG made per game	7.3	9.1	12/07/18	vs Nevada	L 66-72	7235
FREE THROWS-ATT	392-583	361-496	12/15/18	at Georgia	w 76-74	9028
Free throw pct	.672	.728	12/17/18	at Vanderbilt	L 65-81	9271
F-Throws made per game	17.8	16.4	12/22/18	KANSAS	w 80-76	14592
REBOUNDS	929	783	12/29/18	PRINCETON	L 66-67	10030
Rebounds per game	42.2	35.6	* 01/03/19	UTAH	L 86-96	9128
Rebounding margin	+6.6	-	* 01/05/19	COLORADO	w 83-61	10003
ASSISTS	312	302	* 01/09/19	at California	w 80-66	5827
Assists per game	14.2	13.7	* 01/12/19	at Stanford	L 71-85	3969
TURNOVERS	304	306	* 01/17/19	OREGON STATE	w 70-67	9705
Turnovers per game	13.8	13.9	* 01/19/19	OREGON	w 78-64	12751
Turnover margin	+0.1	-	* 01/24/19	at UCLA	w 84-73	7555
Assist/turnover ratio	1.0	1.0	* 01/26/19	at Southern California	L 67-69	5111
STEALS	140	141	* 01-31-19	ARIZONA	Wot 95-88	14731
Steals per game	6.4	6.4	* 02/07/19	WASHINGTON STATE	L 70-91	9517
BLOCKS	68	70				
Blocks per game	3.1	3.2				
ATTENDANCE	133971	53660				
Home games-Avg/Game	13-10305	6-6794				
Neutral site-Avg/Game	-	3-4300				

\* = Conference game

Score by Periods	1st	2nd	OT	OT2	Totals
Arizona State	807	902	18	13	1740
Opponents	745	864	11	5	1625

**2018-19 @SunDevilHoops**  
**Arizona State Combined Team Statistics (as of Feb 07, 2019)**  
**Conference games**

<b>RECORD:</b>	<b>OVERALL</b>	<b>HOME</b>	<b>AWAY</b>	<b>NEUTRAL</b>
ALL GAMES	6-4	4-2	2-2	0-0
CONFERENCE	6-4	4-2	2-2	0-0
NON-CONFERENCE	0-0	0-0	0-0	0-0

##	Player	gp-gs	min	avg	Total		3-Point		F-Throw		Rebounds				pf	dq	a	to	blk	stl	pts	avg
					fg-fga	fg%	3fg-fga	3fg%	ft-fa	ft%	off	def	tot	avg								
00	Dort,Luquentz	10-9	306	30.6	49-118	.415	11-53	.208	31-49	.633	10	23	33	3.3	32	3	25	34	2	11	140	14.0
01	Martin,Remy	10-8	341	34.1	50-112	.446	23-55	.418	17-23	.739	4	23	27	2.7	16	0	68	20	0	12	140	14.0
45	Cheatham,Zylan	10-10	336	33.6	44-76	.579	5-9	.556	26-44	.591	30	94	124	12.4	24	0	32	28	5	7	119	11.9
02	Edwards,Rob	10-9	301	30.1	32-102	.314	23-59	.390	24-29	.828	4	27	31	3.1	19	0	12	17	4	10	111	11.1
23	White,Romello	10-10	246	24.6	33-55	.600	0-0	.000	20-36	.556	24	30	54	5.4	28	1	2	14	4	7	86	8.6
14	Lawrence,Kimani	10-3	214	21.4	25-66	.379	5-30	.167	26-37	.703	13	25	38	3.8	31	0	9	11	1	8	81	8.1
35	Cherry,Taeshon	8-0	118	14.8	15-44	.341	13-35	.371	2-4	.500	6	15	21	2.6	21	1	3	4	1	6	45	5.6
32	Lake,De'Quon	10-1	124	12.4	18-24	.750	0-0	.000	10-17	.588	17	20	37	3.7	18	0	0	3	5	0	46	4.6
11	Valtonen,Elias	5-0	23	4.6	4-7	.571	4-7	.571	0-0	.000	0	1	1	0.2	3	0	1	2	0	2	12	2.4
24	Salzman,Jordan	1-0	2	2.0	0-0	.000	0-0	.000	2-2	1.000	0	0	0	0.0	0	0	0	0	0	1	2	2.0
25	Fogerty,Grant	2-0	2	1.0	1-1	1.000	0-0	.000	0-0	.000	0	0	0	0.0	0	0	1	0	0	0	2	1.0
10	Shibel,Vitaliy	6-0	9	1.5	0-1	.000	0-0	.000	0-0	.000	0	0	0	0.0	3	0	0	2	0	1	0	0.0
31	Thompson,Trevor	2-0	3	1.5	0-1	.000	0-0	.000	0-0	.000	0	0	0	0.0	1	0	0	1	0	1	0	0.0
Team											15	20	35		1		5					
Total.....		10	2025		271-607	.446	84-248	.339	158-241	.656	123	278	401	40.1	197	5	153	141	22	66	784	78.4
Opponents.....		10	2025		248-599	.414	101-269	.375	163-224	.728	105	261	366	36.6	211	3	151	134	28	75	760	76.0

<b>TEAM STATISTICS</b>	<b>ASU</b>	<b>OPP</b>
SCORING	784	760
Points per game	78.4	76.0
Scoring margin	+2.4	-
FIELD GOALS-ATT	271-607	248-599
Field goal pct	.446	.414
3 POINT FG-ATT	84-248	101-269
3-point FG pct	.339	.375
3-pt FG made per game	8.4	10.1
FREE THROWS-ATT	158-241	163-224
Free throw pct	.656	.728
F-Throws made per game	15.8	16.3
REBOUNDS	401	366
Rebounds per game	40.1	36.6
Rebounding margin	+3.5	-
ASSISTS	153	151
Assists per game	15.3	15.1
TURNOVERS	141	134
Turnovers per game	14.1	13.4
Turnover margin	-0.7	-
Assist/turnover ratio	1.1	1.1
STEALS	66	75
Steals per game	6.6	7.5
BLOCKS	22	28
Blocks per game	2.2	2.8
ATTENDANCE	65835	22462
Home games-Avg/Game	6-10972	4-5616
Neutral site-Avg/Game	-	0-0

<b>Date</b>	<b>Opponent</b>		<b>Score</b>	<b>Att.</b>
* 01/03/19	UTAH	L	86-96	9128
* 01/05/19	COLORADO	W	83-61	10003
* 01/09/19	at California	W	80-66	5827
* 01/12/19	at Stanford	L	71-85	3969
* 01/17/19	OREGON STATE	W	70-67	9705
* 01/19/19	OREGON	W	78-64	12751
* 01/24/19	at UCLA	W	84-73	7555
* 01/26/19	at Southern California	L	67-69	5111
* 01-31-19	ARIZONA	Wot	95-88	14731
* 02/07/19	WASHINGTON STATE	L	70-91	9517

\* = Conference game

<b>Score by Periods</b>	<b>1st</b>	<b>2nd</b>	<b>OT</b>	<b>Totals</b>
Arizona State	378	394	12	784
Opponents	363	392	5	760

## Individual Career History

### Cheatham,Zylan

			Total		3-Point		F-Throws		Rebounds											Scoring	
Season	gp-gs	min/avg	fg-fga	pct	fg-fga	pct	ft-fta	pct	off	def	tot	avg	pf	fo	ast	to	blk	stl	pts	avg	
2015-16*	38-26	791/20.8	93-176	.528	3-17	.176	111-155	.716	62	143	205	5.4	87	2	36	72	26	22	300	7.9	
2016-17*	31-22	726/23.4	95-183	.519	2-12	.167	90-119	.756	69	125	194	6.3	83	2	43	60	18	33	282	9.1	
2018-19	22-22	723/32.9	90-164	.549	7-19	.368	68-113	.602	58	187	245	11.1	59	1	78	63	16	18	255	11.6	
TOTAL	22-22	723/32.9	90-164	.549	7-19	.368	68-113	.602	58	187	245	11.1	59	1	78	63	16	18	255	11.6	
All*	91-70	2240/24.6	278-523	.532	12-48	.250	269-387	.695	189	455	644	7.1	229	5	157	195	60	73	837	9.2	

\* Statistics from prior team/school

### Edwards,Rob

			Total		3-Point		F-Throws		Rebounds											Scoring	
Season	gp-gs	min/avg	fg-fga	pct	fg-fga	pct	ft-fta	pct	off	def	tot	avg	pf	fo	ast	to	blk	stl	pts	avg	
2015-16*	32-29	994/31.1	130-331	.393	49-124	.395	89-119	.748	21	104	125	3.9	71	0	46	109	1	37	398	12.4	
2016-17*	31-30	964/31.1	167-404	.413	63-178	.354	114-149	.765	29	110	139	4.5	68	0	53	95	5	41	511	16.5	
2018-19	16-10	447/27.9	48-158	.304	32-83	.386	37-43	.860	5	42	47	2.9	33	0	19	19	5	15	165	10.3	
TOTAL	16-10	447/27.9	48-158	.304	32-83	.386	37-43	.860	5	42	47	2.9	33	0	19	19	5	15	165	10.3	
All*	79-69	2405/30.4	345-893	.386	144-385	.374	240-311	.772	55	256	311	3.9	172	0	118	223	11	93	1074	13.6	

\* Statistics from prior team/school

### Lake,De'Quon

			Total		3-Point		F-Throws		Rebounds											Scoring	
Season	gp-gs	min/avg	fg-fga	pct	fg-fga	pct	ft-fta	pct	off	def	tot	avg	pf	fo	ast	to	blk	stl	pts	avg	
2017-18	32-1	546/17.1	91-128	.711	0-0	.000	47-71	.662	59	108	167	5.2	91	5	4	14	43	9	229	7.2	
2018-19	22-1	298/13.5	43-57	.754	0-0	.000	20-32	.625	40	53	93	4.2	56	2	3	20	17	3	106	4.8	
TOTAL	54-2	844/15.6	134-185	.724	0-0	.000	67-103	.650	99	161	260	4.8	147	7	7	34	60	12	335	6.2	

### Lawrence,Kimani

			Total		3-Point		F-Throws		Rebounds											Scoring	
Season	gp-gs	min/avg	fg-fga	pct	fg-fga	pct	ft-fta	pct	off	def	tot	avg	pf	fo	ast	to	blk	stl	pts	avg	
2017-18	19-0	186/9.8	22-48	.458	3-15	.200	11-13	.846	10	23	33	1.7	31	0	3	9	8	7	58	3.1	
2018-19	22-15	574/26.1	73-185	.395	23-80	.288	55-72	.764	28	59	87	4.0	59	1	31	32	5	16	224	10.2	
TOTAL	41-15	760/18.5	95-233	.408	26-95	.274	66-85	.776	38	82	120	2.9	90	1	34	41	13	23	282	6.9	

### Martin,Remy

			Total		3-Point		F-Throws		Rebounds											Scoring	
Season	gp-gs	min/avg	fg-fga	pct	fg-fga	pct	ft-fta	pct	off	def	tot	avg	pf	fo	ast	to	blk	stl	pts	avg	
2017-18	32-0	762/23.8	107-236	.453	23-62	.371	71-94	.755	22	73	95	3.0	48	0	94	43	2	36	308	9.6	
2018-19	20-16	658/32.9	90-227	.396	29-92	.315	53-70	.757	11	51	62	3.1	26	0	102	40	1	25	262	13.1	
TOTAL	52-16	1420/27.3	197-463	.425	52-154	.338	124-164	.756	33	124	157	3.0	74	0	196	83	3	61	570	11.0	

### Shibel,Vitaliy

			Total		3-Point		F-Throws		Rebounds											Scoring	
Season	gp-gs	min/avg	fg-fga	pct	fg-fga	pct	ft-fta	pct	off	def	tot	avg	pf	fo	ast	to	blk	stl	pts	avg	
2017-18	32-20	332/10.4	19-55	.345	11-44	.250	10-12	.833	11	48	59	1.8	73	3	17	13	9	4	59	1.8	
2018-19	11-0	38/3.5	2-7	.286	2-5	.400	0-0	.000	2	3	5	0.5	10	0	0	3	0	1	6	0.5	
TOTAL	43-20	370/8.6	21-62	.339	13-49	.265	10-12	.833	13	51	64	1.5	83	3	17	16	9	5	65	1.5	

### White,Romello

			Total		3-Point		F-Throws		Rebounds											Scoring	
Season	gp-gs	min/avg	fg-fga	pct	fg-fga	pct	ft-fta	pct	off	def	tot	avg	pf	fo	ast	to	blk	stl	pts	avg	
2017-18	31-31	752/24.3	120-184	.652	0-0	.000	85-154	.552	79	141	220	7.1	100	6	13	44	23	8	325	10.5	
2018-19	22-22	539/24.5	72-119	.605	0-0	.000	52-86	.605	55	69	124	5.6	64	2	8	28	13	11	196	8.9	
TOTAL	53-53	1291/24.4	192-303	.634	0-0	.000	137-240	.571	134	210	344	6.5	164	8	21	72	36	19	521	9.8	



**2018-19 @SunDevilHoops**  
**Arizona State Team Game-by-Game Comparison (as of Feb 07, 2019)**  
**All games**

Opponent	1st	2nd	Score	Mar	Total FG	FG Pct	3-Pointers	3FG Pct	Free Throws	FT Pct	Rebounds	Assist	T/Over	Block	Steal	Fouls
CSU FULLERTON	34/31	49/52	102-94	+8	33-78/34-74	.423/.459	10-26/7-24	.385/.292	26-44/19-26	.591/.731	58/42 +16	11/7	17/17	2/3	3/7	26/36
MCNEESE STATE	33/23	47/29	80-52	+28	27-58/15-47	.466/.319	5-19/5-20	.263/.250	21-27/17-29	.778/.586	43/30 +13	15/10	11/17	6/1	9/1	23/22
LONG BEACH STATE	38/16	52/42	90-58	+32	29-65/17-62	.446/.274	5-16/9-31	.313/.290	27-36/15-24	.750/.625	63/30 +33	17/14	18/16	7/4	7/11	23/27
Mississippi State	39/24	33/43	72-67	+5	26-58/25-69	.448/.362	7-17/8-30	.412/.267	13-18/9-10	.722/.900	40/34 +6	15/16	12/10	2/5	5/6	13/17
Utah State	37/35	50/47	87-82	+5	26-52/25-56	.500/.446	7-14/7-23	.500/.304	28-42/25-33	.667/.758	29/34 (5)	13/15	16/20	3/1	8/6	27/28
NEBRASKA OMAHA	50/40	39/31	89-71	+18	33-64/28-61	.516/.459	8-21/13-26	.381/.500	15-22/2-5	.682/.400	41/27 +14	19/14	13/18	5/2	9/5	13/19
TEXAS SOUTHERN	40/32	43/39	83-71	+12	31-56/24-67	.554/.358	8-25/10-35	.320/.286	13-25/13-22	.520/.591	48/34 +14	18/14	19/7	5/1	4/10	19/22
Nevada	36/24	30/48	66-72	(6)	25-62/25-55	.403/.455	5-20/3-18	.250/.167	11-17/19-24	.647/.792	40/31 +9	13/11	17/11	2/7	4/3	25/15
Georgia	33/47	43/27	76-74	+2	26-64/20-47	.406/.426	4-16/8-22	.250/.364	20-27/26-32	.741/.813	38/34 +4	8/11	12/19	0/7	8/6	23/21
Vanderbilt	28/34	37/47	65-81	(16)	21-65/24-55	.323/.436	7-24/12-28	.292/.429	16-20/21-29	.800/.724	42/39 +3	9/13	10/10	1/4	4/3	19/18
KANSAS	31/39	49/37	80-76	+4	26-63/27-65	.413/.415	8-21/7-28	.381/.250	20-32/15-16	.625/.938	41/40 +1	13/13	11/16	5/5	9/6	12/22
PRINCETON	30/37	36/30	66-67	(1)	20-62/20-57	.323/.351	2-15/10-31	.133/.323	24-32/17-22	.750/.773	45/42 +3	8/13	7/11	8/2	4/2	17/24
UTAH	43/39	43/57	86-96	(10)	30-65/29-57	.462/.509	11-28/16-30	.393/.533	15-25/22-27	.600/.815	34/38 (4)	15/19	9/14	5/3	6/7	18/21
COLORADO	44/26	39/35	83-61	+22	32-56/19-58	.571/.328	7-21/5-26	.333/.192	12-19/18-22	.632/.818	42/28 +14	24/10	16/15	1/4	8/10	19/21
California	33/35	47/31	80-66	+14	28-59/20-52	.475/.385	8-26/8-21	.308/.381	16-23/18-24	.696/.750	34/33 +1	16/8	9/13	2/2	6/2	20/20
Stanford	38/40	33/45	71-85	(14)	28-68/32-60	.412/.533	9-20/9-23	.450/.391	6-17/12-19	.353/.632	43/37 +6	9/18	19/14	1/7	7/9	19/17
OREGON STATE	31/22	39/45	70-67	+3	25-57/22-56	.439/.393	10-25/10-29	.400/.345	10-22/13-20	.455/.650	41/34 +7	15/17	11/10	2/2	3/7	21/19
OREGON	39/39	39/25	78-64	+14	25-49/21-63	.510/.333	11-28/10-31	.393/.323	17-21/12-13	.810/.923	31/38 (7)	17/11	15/15	3/1	6/5	15/22
UCLA	43/44	41/29	84-73	+11	31-69/27-66	.449/.409	7-27/9-25	.259/.360	15-21/10-21	.714/.476	48/40 +8	18/17	17/15	1/2	5/7	21/20
Southern California	38/35	29/34	67-69	(2)	19-62/25-60	.306/.417	7-21/8-26	.333/.308	22-25/11-18	.880/.611	49/35 +14	10/14	15/10	1/2	5/9	17/21
ARIZONA	36/33	47/50	95-88	+7	30-54/27-67	.556/.403	9-19/14-28	.474/.500	26-35/20-27	.743/.741	38/35 +3	18/15	13/9	4/0	5/8	23/26
WASHINGTON STATE	33/50	37/41	70-91	(21)	23-68/26-60	.338/.433	5-33/12-30	.152/.400	19-33/27-33	.576/.818	41/48 (7)	11/22	17/19	2/5	15/11	24/24

Note: Game totals are displayed in the format TEAM/OPPONENT for each category

**2018-19 @SunDevilHoops**  
**Arizona State Points-Rebounds-Assists (as of Feb 07, 2019)**  
**All games**

Opponent	Date	Score		00 DORT,LUGUE	01 MARTIN,REM	02 EDWARDS,RO	03 MITCHELL,M	10 SHIBEL,VIT	11 VALTONEN,E	14 LAWRENCE,K
CSU FULLERTON	11/6/18	102-94	w	28-9-1	8-5-3	14-6-2	2-1-0	DNP	0-0-0	16-6-2
MCNEESE STATE	11/9/18	80-52	w	25-2-1	6-3-5	DNP	1-3-1	0-2-0	0-0-0	16-6-1
LONG BEACH STATE	11/12/18	90-58	w	12-12-4	15-2-5	DNP	5-6-3	0-2-0	2-1-0	13-3-2
vs Mississippi State	11/19/18	72-67	w	17-9-2	16-2-7	DNP	0-0-0	DNP	DNP	22-5-1
vs Utah State	11/21/18	87-82	w	33-7-4	13-2-0	DNP	2-2-0	DNP	DNP	10-2-2
NEBRASKA OMAHA	11/28/18	89-71	w	19-5-4	DNP	DNP	DNP	3-0-0	0-0-0	18-4-5
TEXAS SOUTHERN	12/01/18	83-71	w	18-2-2	DNP	DNP	DNP	3-1-0	0-0-0	13-8-5
vs Nevada	12/07/18	66-72	L	24-4-0	5-4-4	0-2-0	2-4-2	DNP	DNP	8-1-1
at Georgia	12/15/18	76-74	w	12-4-1	21-8-5	0-2-0	DNP	0-0-0	0-0-0	8-0-0
at Vanderbilt	12/17/18	65-81	L	10-1-3	9-3-1	14-0-3	DNP	DNP	DNP	7-8-1
KANSAS	12/22/18	80-76	w	13-4-5	10-4-4	15-4-1	DNP	DNP	DNP	7-3-1
PRINCETON	12/29/18	66-67	L	6-6-2	19-2-0	11-2-1	DNP	DNP	0-0-0	5-3-1
UTAH	01/03/19	86-96	L	14-2-4	22-3-6	14-3-1	DNP	0-0-0	0-0-0	2-3-1
COLORADO	01/05/19	83-61	w	14-4-2	0-3-8	9-3-3	DNP	DNP	0-0-1	11-3-2
at California	01/09/19	80-66	w	13-2-3	24-2-8	13-6-2	DNP	DNP	DNP	3-4-1
at Stanford	01/12/19	71-85	L	16-2-0	8-3-1	13-2-3	DNP	0-0-0	3-0-0	10-6-0
OREGON STATE	01/17/19	70-67	w	9-3-3	10-2-3	13-3-2	DNP	DNP	DNP	5-1-1
OREGON	01/19/19	78-64	w	12-2-5	11-3-8	8-2-1	DNP	0-0-0	DNP	10-4-1
at UCLA	01/24/19	84-73	w	16-4-1	15-1-11	10-3-0	DNP	0-0-0	DNP	15-5-1
at Southern California	01/26/19	67-69	L	9-6-0	10-5-7	6-4-0	DNP	0-0-0	3-1-0	10-4-2
ARIZONA	01-31-19	95-88	w	15-4-6	31-1-8	19-1-0	DNP	DNP	DNP	2-0-0
WASHINGTON STATE	02/07/19	70-91	L	22-4-1	9-4-8	6-4-0	DNP	0-0-0	6-0-0	13-8-0

Opponent	Date	Score		23 WHITE,ROME	32 LAKE,DE'QU	35 CHERRY,TAE	45 CHEATHAM,Z
CSU FULLERTON	11/6/18	102-94	w	10-6-0	9-9-0	3-5-0	12-9-3
MCNEESE STATE	11/9/18	80-52	w	1-2-0	7-5-0	6-3-1	16-12-6
LONG BEACH STATE	11/12/18	90-58	w	12-9-1	10-7-0	6-5-1	12-9-1
vs Mississippi State	11/19/18	72-67	w	1-5-1	4-5-2	0-2-1	12-9-1
vs Utah State	11/21/18	87-82	w	3-5-0	3-3-1	15-2-0	8-3-6
NEBRASKA OMAHA	11/28/18	89-71	w	8-3-0	9-11-0	19-4-1	13-12-9
TEXAS SOUTHERN	12/01/18	83-71	w	19-14-1	2-0-0	14-4-0	14-13-10
vs Nevada	12/07/18	66-72	L	2-3-1	6-2-0	6-4-1	13-10-4
at Georgia	12/15/18	76-74	w	16-2-1	4-3-0	5-3-0	10-10-1
at Vanderbilt	12/17/18	65-81	L	9-5-0	0-3-0	7-4-1	9-14-0
KANSAS	12/22/18	80-76	w	11-5-1	3-3-0	8-2-0	13-11-1
PRINCETON	12/29/18	66-67	L	18-11-0	3-5-0	0-1-0	4-9-4
UTAH	01/03/19	86-96	L	7-7-0	5-6-0	5-2-0	17-5-3
COLORADO	01/05/19	83-61	w	19-8-1	12-7-0	6-2-2	12-7-5
at California	01/09/19	80-66	w	7-4-0	3-4-0	0-3-0	17-6-2
at Stanford	01/12/19	71-85	L	3-5-0	4-4-0	2-2-0	8-12-4
OREGON STATE	01/17/19	70-67	w	11-8-0	0-2-0	12-6-0	10-13-6
OREGON	01/19/19	78-64	w	5-4-0	0-1-0	15-1-1	17-9-1
at UCLA	01/24/19	84-73	w	6-6-0	8-2-0	5-3-0	9-20-5
at Southern California	01/26/19	67-69	L	11-7-0	8-6-0	DNP	10-14-1
ARIZONA	01-31-19	95-88	w	13-4-1	4-3-0	0-2-0	11-22-3
WASHINGTON STATE	02/07/19	70-91	L	4-1-0	2-2-0	DNP	8-16-2

**2018-19 @SunDevilHoops**  
**Arizona State Game-by-Game Highs (as of Feb 07, 2019)**  
**All games**

Opponent	Date	Score	Points	Rebounds	Assists	Steals	Blocked shots
CSU FULLERTON	11/6/18	102-94	28-Dort,Luguentz	9-Lake,De'Quon Dort,Luguentz Cheatham,Zylan	3-Cheatham,Zylan Martin,Remy	3-Dort,Luguentz	2-Lake,De'Quon
MCNEESE STATE	11/9/18	80-52	25-Dort,Luguentz	12-Cheatham,Zylan	6-Cheatham,Zylan	3-Dort,Luguentz	3-Lake,De'Quon
LONG BEACH STATE	11/12/18	90-58	15-Martin,Remy	12-Dort,Luguentz	5-Martin,Remy	2-Cheatham,Zylan Martin,Remy	2-Cheatham,Zylan
vs Mississippi State	11/19/18	72-67	22-Lawrence,Kimani	9-Cheatham,Zylan Dort,Luguentz	7-Martin,Remy	2-Dort,Luguentz	1-White,Romello Cheatham,Zylan
vs Utah State	11/21/18	87-82	33-Dort,Luguentz	7-Dort,Luguentz	6-Cheatham,Zylan	2-Martin,Remy Dort,Luguentz	1-Lake,De'Quon Cheatham,Zylan Cherry,Taeshon
NEBRASKA OMAHA	11/28/18	89-71	19-Cherry,Taeshon Dort,Luguentz	12-Cheatham,Zylan	9-Cheatham,Zylan	3-Dort,Luguentz	2-Lawrence,Kimani
TEXAS SOUTHERN	12/01/18	83-71	19-White,Romello	14-White,Romello	10-Cheatham,Zylan	2-Cheatham,Zylan	1-Lake,De'Quon Cherry,Taeshon White,Romello Lawrence,Kimani Cheatham,Zylan
vs Nevada	12/07/18	66-72	24-Dort,Luguentz	10-Cheatham,Zylan	4-Martin,Remy Cheatham,Zylan	1-Martin,Remy Edwards,Rob Dort,Luguentz Cheatham,Zylan	2-Lake,De'Quon
at Georgia	12/15/18	76-74	21-Martin,Remy	10-Cheatham,Zylan	5-Martin,Remy	3-Martin,Remy	None
at Vanderbilt	12/17/18	65-81	14-Edwards,Rob	14-Cheatham,Zylan	3-Edwards,Rob Dort,Luguentz	1-Edwards,Rob Lake,De'Quon Dort,Luguentz Lawrence,Kimani	1-Cheatham,Zylan
KANSAS	12/22/18	80-76	15-Edwards,Rob	11-Cheatham,Zylan	5-Dort,Luguentz	4-Cherry,Taeshon	2-White,Romello
PRINCETON	12/29/18	66-67	19-Martin,Remy	11-White,Romello	4-Cheatham,Zylan	1-Edwards,Rob Martin,Remy Lake,De'Quon Cheatham,Zylan	3-Cheatham,Zylan White,Romello
UTAH	01/03/19	86-96	22-Martin,Remy	7-White,Romello	6-Martin,Remy	2-Cherry,Taeshon Dort,Luguentz Edwards,Rob	2-Lake,De'Quon Cheatham,Zylan
COLORADO	01/05/19	83-61	19-White,Romello	8-White,Romello	8-Martin,Remy	2-Edwards,Rob Cherry,Taeshon Martin,Remy	1-Cheatham,Zylan
at California	01/09/19	80-66	24-Martin,Remy	6-Cheatham,Zylan Edwards,Rob	8-Martin,Remy	2-Dort,Luguentz	1-Edwards,Rob Cheatham,Zylan
at Stanford	01/12/19	71-85	16-Dort,Luguentz	12-Cheatham,Zylan	4-Cheatham,Zylan	2-Martin,Remy Cheatham,Zylan	1-White,Romello
OREGON STATE	01/17/19	70-67	13-Edwards,Rob	13-Cheatham,Zylan	6-Cheatham,Zylan	2-Dort,Luguentz	1-Lake,De'Quon Cherry,Taeshon
OREGON	01/19/19	78-64	17-Cheatham,Zylan	9-Cheatham,Zylan	8-Martin,Remy	2-Martin,Remy Lawrence,Kimani Cherry,Taeshon	1-Cheatham,Zylan Lawrence,Kimani White,Romello
at UCLA	01/24/19	84-73	16-Dort,Luguentz	20-Cheatham,Zylan	11-Martin,Remy	2-Cheatham,Zylan	1-Edwards,Rob
at Southern California	01/26/19	67-69	11-White,Romello	14-Cheatham,Zylan	7-Martin,Remy	2-Lawrence,Kimani	1-Dort,Luguentz
ARIZONA	01-31-19	95-88	31-Martin,Remy	22-Cheatham,Zylan	8-Martin,Remy	2-Edwards,Rob	2-White,Romello
WASHINGTON STATE	02/07/19	70-91	22-Dort,Luguentz	16-Cheatham,Zylan	8-Martin,Remy	4-Dort,Luguentz	1-Lake,De'Quon Dort,Luguentz

**Official Basketball Box Score -- Game Totals -- Final Statistics**  
**Washington State vs Arizona State**  
**02/07/19 6 p.m. at Tempe, Ariz. (Wells Fargo Arena)**

**Washington State 91 • 9-14, 2-8**

##	Player		Total	3-Ptr	Rebounds			PF	TP	A	TO	Blk	Stl	Min
			FG-FGA	FG-FGA	FT-FTA	Off	Def	Tot						
03	Franks, Robert	f	11-17	5-9	7-7	2	11	13	2	34	2	4	4	38
13	Jeff Pollard	f	2-5	0-0	1-2	1	3	4	2	5	1	0	0	25
05	Marvin Cannon	g	3-9	0-2	7-8	0	3	3	3	13	0	1	0	26
23	Ahmed Ali	g	1-4	1-4	4-4	1	3	4	3	7	6	3	0	26
24	Viont'e Daniels	g	2-4	2-4	1-2	1	0	1	4	7	2	2	0	14
00	Isaiah Wade		1-5	0-1	0-0	2	4	6	3	2	1	1	0	12
01	Jervae Robinson		1-3	0-2	5-6	1	0	1	1	7	1	2	0	14
02	CJ Elleby		3-10	3-6	1-2	1	9	10	2	10	9	5	0	34
04	Aljaz Kunc		2-3	1-2	1-2	0	4	4	4	6	0	0	1	11
Team						0	2	2			1			
Totals			26-60	12-30	27-33	9	39	48	24	91	22	19	5	200

FG % 1st Half: 16-34 47.1% 2nd half: 10-26 38.5% Game: 26-60 43.3%  
 3FG % 1st Half: 9-17 52.9% 2nd half: 3-13 23.1% Game: 12-30 40.0%  
 FT % 1st Half: 9-11 81.8% 2nd half: 18-22 81.8% Game: 27-33 81.8%

Deadball  
Rebounds  
5

**Arizona State 70 • 15-7, 6-4**

##	Player		Total	3-Ptr	Rebounds			PF	TP	A	TO	Blk	Stl	Min
			FG-FGA	FG-FGA	FT-FTA	Off	Def	Tot						
23	White, Romello	f	1-2	0-0	2-6	0	1	1	2	4	0	1	0	25
45	Cheatham, Zylan	f	3-6	0-1	2-4	4	12	16	1	8	2	3	0	33
00	Dort, Luguentz	g	6-12	2-7	8-12	2	2	4	4	22	1	5	1	33
01	Martin, Remy	g	3-13	1-9	2-2	0	4	4	3	9	8	2	0	35
02	Edwards, Rob	g	2-15	0-7	2-2	2	2	4	2	6	0	3	0	29
10	Shibel, Vitaliy		0-0	0-0	0-0	0	0	0	1	0	0	1	0	1
11	Valtonen, Elias		2-5	2-5	0-0	0	0	0	3	6	0	1	0	11
14	Lawrence, Kimani		5-13	0-4	3-7	5	3	8	4	13	0	0	0	22
25	Fogerty, Grant		0-0	0-0	0-0	0	0	0	0	0	0	0	0	1
31	Thompson, Trevor		0-0	0-0	0-0	0	0	0	1	0	0	0	0	1
32	Lake, De'Quon		1-2	0-0	0-0	1	1	2	2	2	0	1	1	9
Team						1	1	2	1					
Totals			23-68	5-33	19-33	15	26	41	24	70	11	17	2	200

FG % 1st Half: 10-27 37.0% 2nd half: 13-41 31.7% Game: 23-68 33.8%  
 3FG % 1st Half: 0-8 0.0% 2nd half: 5-25 20.0% Game: 5-33 15.2%  
 FT % 1st Half: 13-23 56.5% 2nd half: 6-10 60.0% Game: 19-33 57.6%

Deadball  
Rebounds  
5

Officials: David Hall, Paul Szelc, Tom Nally  
 Technical fouls: Washington State-None. Arizona State-TEAM.  
 Attendance: 9517

Score by periods	1st	2nd	Total
Washington State	50	41	<b>91</b>
Arizona State	33	37	<b>70</b>

Points	In Paint	Off T/O	2nd Chance	Fast Break	Bench
WSU	28	20	14	9	25
ASU	28	17	12	5	21

Last FG - WSU 2nd-01:21, ASU 2nd-01:06.  
 Largest lead - WSU by 26 2nd-08:35, ASU by 4 1st-18:15.

Score tied - 0 times.  
 Lead changed - 3 times.

# 2018-19 @SUNDEVILHOOPS BOX SCORES GAMES 1-4

## Official Basketball Box Score -- Game Totals -- Final Statistics CSU Fullerton vs Arizona State 11/6/18 6 p.m. at Tempe, Ariz. (Wells Fargo Arena)

### CSU Fullerton 94 • 0-1

#	Player	Total		3-Ptr		Rebounds			PF	TP	A TO Blk Stl				Min
		FG-FGA	FG-FGA	FT-FTA	FT-FTA	Off	Def	Tot			A	TO	Blk	Stl	
00	Allman, Kyle	* 13-26	5-11	4-6	2 5 7	4	35	0 5 0 1	46						
05	Clare, Davon	* 5-9	1-3	0-0	1 6 7	5	11	0 2 1 0	37						
10	Awosika, Austen	* 3-9	0-0	3-5	0 6 6	5	9	7 2 2 1	42						
14	Ahmad, Khalil	* 10-22	1-6	10-12	1 4 5	3	31	0 3 0 2	48						
24	Pitts, Josh	* 0-1	0-0	0-0	0 0 0	4	0	0 1 0 0	4						
01	Smith, Jamal	* 0-1	0-1	0-0	0 1 1	5	0	0 3 0 1	14						
11	Arnold, Wayne	* 0-2	0-2	0-0	0 0 0	1	0	0 0 0 0	8						
21	Heinzl, Dominik	* 1-1	0-0	0-0	0 1 1	0	2	0 0 0 0	6						
22	Kuljuhovic, Amel	* 1-1	0-0	0-1	0 3 3	5	2	0 1 0 2	20						
23	Ozegovic, Gaber	* 0-0	0-0	0-0	0 0 0	1	0	0 0 0 0	2						
33	Wang, Johnny	* 1-2	0-1	2-2	0 4 4	3	4	0 0 0 0	23						
Team					3 5 8										
Totals		34-74	7-24	19-26	7 35 42	36	94	7 17 3 7	250						
FG % 1st Half: 11-25		44.0%	2nd half: 18-32	56.3%	OT: 5-17	29.4%	Game: 34-74	45.9%	Deadball Rebounds						
3FG % 1st Half: 3-10		30.0%	2nd half: 3-7	42.9%	OT: 1-7	14.3%	Game: 7-24	29.2%	2						
FT % 1st Half: 6-7		85.7%	2nd half: 13-19	68.4%	OT: 0-0	0.0%	Game: 19-26	73.1%							

### Arizona State 102 • 1-0

#	Player	Total		3-Ptr		Rebounds			PF	TP	A TO Blk Stl				Min
		FG-FGA	FG-FGA	FT-FTA	FT-FTA	Off	Def	Tot			A	TO	Blk	Stl	
14	Lawrence, Kimani	r 4-10	3-6	5-6	3 3 6	3	16	2 1 0 0	36						
23	White, Romello	r 5-8	0-0	0-2	2 4 6	4	10	0 2 0 0	35						
43	Cheatham, Zylan	r 2-5	1-2	7-13	4 5 9	5	12	3 4 0 0	34						
00	Dort, Luguentz	g 9-22	3-7	7-13	3 6 9	3	28	1 4 0 3	36						
02	Edwards, Rob	g 4-15	2-5	4-4	0 6 6	4	14	2 1 0 0	41						
01	Martin, Remy	* 3-8	0-3	2-4	1 4 5	1	8	3 0 0 0	31						
03	Mitchell, Mickey	* 1-2	0-0	0-0	0 1 1	1	2	0 0 0 0	5						
11	Valtonen, Elias	* 0-0	0-0	0-0	0 0 0	0	0	0 0 0 0	2						
32	Lake, De'Quon	* 4-5	0-0	1-2	5 4 9	4	9	0 5 2 0	15						
35	Cherry, Taeshon	* 1-3	1-3	0-0	0 5 5	1	3	0 0 0 0	15						
Team					2 0 2										
Totals		33-78	10-26	26-44	20 38 58	26	102	11 17 2 3	250						
FG % 1st Half: 12-36		33.3%	2nd half: 16-29	55.2%	OT: 5-13	38.5%	Game: 33-78	42.3%	Deadball Rebounds						
3FG % 1st Half: 4-12		33.3%	2nd half: 6-10	60.0%	OT: 0-4	0.0%	Game: 10-26	38.5%	8						
FT % 1st Half: 6-10		60.0%	2nd half: 11-19	57.9%	OT: 9-15	60.0%	Game: 26-44	59.1%							

Officials: Mike Scypfers, Kevin Brill, D.G. Nelson

Technical fouls: CSU Fullerton-None. Arizona State-None.

Attendance: 9145

CSUF #5-Clare fouls out 1:46 in 1OT; CSUF #22-Kuljuhovic fouls out 1:45 in 1OT

CSUF #1-Smith fouls out with 4:19 in 2OT; CSUF #10-Awosika fouls 2:01 in 2OT

Score by periods	1st	2nd	OT	OT2	Total
CSU Fullerton	31	52	6	5	94
Arizona State	34	49	6	13	102

Points	In Paint	Off T/O	2nd Chance	Fast Break	Bench
CSU	42	15	7	16	8
ASU	40	17	19	8	22

Last FG - CSF OT2-00:27, ASU OT2-00:48.

Largest lead - CSF by 5 1st-13:09, ASU by 10 OT2-00:48.

CSF led for 11:41. ASU led for 31:07. Game was tied for 07:12.

Score tied - 13 times.

Lead changed - 13 times.

## Official Basketball Box Score -- Game Totals -- Final Statistics McNeese State vs Arizona State 11/9/18 7 p.m. at Tempe, Ariz. (Wells Fargo Arena)

### McNeese State 52 • 0-2

#	Player	Total		3-Ptr		Rebounds			PF	TP	A TO Blk Stl				Min
		FG-FGA	FG-FGA	FT-FTA	FT-FTA	Off	Def	Tot			A	TO	Blk	Stl	
00	Hines, Malik	* 0-0	0-0	1-6	0 1 1	4	1	3 3 0 0	24						
02	Harvey, James	* 2-9	2-8	2-2	1 0 1	1	8	0 2 0 0	32						
05	Hunt, Kevin	* 4-11	2-4	5-5	1 1 2	4	15	3 2 0 0	25						
14	Touchette, Trey	* 2-6	1-4	0-0	0 4 4	5	0	1 0 0 0	23						
24	Robinson, Will	* 3-8	0-1	3-6	0 5 5	3	9	0 1 0 0	30						
03	Laku, Richard	* 0-0	0-0	0-0	0 0 0	0	0	1 0 0 0	2						
10	Greenwood, Jarren	* 0-1	0-1	0-0	0 0 0	0	0	2 0 0 0	9						
11	Hutchinson, Myles	* 0-2	0-0	0-0	0 0 0	0	0	1 2 0 0	7						
22	Brown, Roydell	* 3-8	0-2	3-6	4 4 8	3	9	0 2 0 1	31						
23	Kennedy, Shamarkus	* 0-1	0-0	3-4	1 4 5	3	3	0 4 1 0	15						
30	Brown, AJ	* 1-1	0-0	0-0	0 0 0	0	2	0 0 0 0	2						
Team					3 1 4										
Totals		15-47	5-20	17-29	10 20 30	22	52	10 17 1 1	200						
FG % 1st Half: 6-24		25.0%	2nd half: 9-23	39.1%	Game: 15-47	31.9%	Deadball Rebounds								
3FG % 1st Half: 2-11		18.2%	2nd half: 3-9	33.3%	Game: 5-20	25.0%	6								
FT % 1st Half: 9-12		75.0%	2nd half: 8-17	47.1%	Game: 17-29	58.6%									

### Arizona State 80 • 2-0

#	Player	Total		3-Ptr		Rebounds			PF	TP	A TO Blk Stl				Min
		FG-FGA	FG-FGA	FT-FTA	FT-FTA	Off	Def	Tot			A	TO	Blk	Stl	
00	Dort, Luguentz	* 10-18	2-6	3-3	1 1 2	2	25	1 1 1 3	30						
01	Martin, Remy	* 1-5	1-5	3-4	1 2 3	2	6	5 4 0 1	28						
14	Lawrence, Kimani	* 6-12	2-4	2-2	2 4 6	2	16	1 2 0 1	28						
23	White, Romello	* 0-2	0-0	1-2	0 2 2	3	1	0 0 1 2	22						
43	Cheatham, Zylan	* 4-8	0-2	8-11	3 9 12	3	16	6 1 1 2	27						
03	Mitchell, Mickey	* 0-1	0-0	1-2	1 2 3	1	1	1 2 0 0	11						
05	Felt, Kyle	* 1-1	0-0	0-0	0 0 0	0	2	0 0 0 0	1						
10	Shibell, Vitality	* 0-0	0-0	0-0	2 0 2	2	0	0 0 0 0	5						
11	Valtonen, Elias	* 0-0	0-0	0-0	0 0 0	0	0	0 0 0 0	2						
24	Salzman, Jordan	* 0-1	0-0	0-0	0 0 0	0	0	0 0 0 0	1						
25	Fogerty, Grant	* 0-0	0-0	0-0	0 0 0	0	0	0 0 0 0	1						
31	Thompson, Trevor	* 0-0	0-0	0-0	0 0 0	0	0	0 0 0 0	1						
32	Lake, De'Quon	* 3-5	0-0	1-1	1 4 5	5	7	0 0 3 0	16						
35	Cherry, Taeshon	* 2-5	0-2	2-2	1 2 3	3	6	1 1 0 0	27						
Team					3 2 5										
Totals		27-58	5-19	21-27	15 28 43	23	80	15 11 6 9	200						
FG % 1st Half: 11-29		37.9%	2nd half: 16-29	55.2%	Game: 27-58	46.6%	Deadball Rebounds								
3FG % 1st Half: 1-8		12.5%	2nd half: 4-11	36.4%	Game: 5-19	26.3%	2								
FT % 1st Half: 10-14		71.4%	2nd half: 11-13	84.6%	Game: 21-27	77.8%									

Officials: Bob Staffen, Rodrick Dixon, Daryl Gelinan

Technical fouls: McNeese State-None. Arizona State-None.

Attendance: 8515

Score by periods	1st	2nd	Total
McNeese State	33	29	52
Arizona State	23	47	80

Points	In Paint	Off T/O	2nd Chance	Fast Break	Bench
MCN	18	12	5	2	14
ASU	42	26	12	16	16

Last FG - MCN 2nd-00:51, ASU 2nd-01:09.

Largest lead - MCN by 5 1st-16:17, ASU by 32 2nd-04:44.

MCN led for 06:17. ASU led for 32:51. Game was tied for 00:17.

Score tied - 0 times.

Lead changed - 1 time.

## Official Basketball Box Score -- Game Totals -- Final Statistics Long Beach State vs Arizona State 11/12/18 7 p.m. at Tempe, Ariz. (Wells Fargo Arena)

### Long Beach State 58 • 1-2

#	Player	Total		3-Ptr		Rebounds			PF	TP	A TO Blk Stl				Min
		FG-FGA	FG-FGA	FT-FTA	Off	Def	Tot	A			TO	Blk	Stl		
02	Roberts, Jordan	r	1-3	0-0	0-0	0	3	3	1	2	1	1	0	0	15
05	Riggins, Mason	r	3-5	0-0	0-0	1	5	6	4	6	1	0	1	0	27
24	Yussuf, Temidayo	c	0-1	0-0	1-2	2	3	5	5	1	0	2	0	1	16
10	Alberts, Bryan	g	3-10	2-6	0-0	1	1	2	8	1	1	1	0	3	26
15	Booker, Deishuan	g	1-8	0-4	6-7	0	1	1	4	8	5	4	0	2	20
01	Freeman, Ron		1-8	1-7	5-10	0	0	0	0	8	2	0	0	4	16
03	Cobb, Drew		0-1	0-0	0-0	0	1	1	0	0	0	1	0	0	9
04	Byers, KJ		1-3	1-2	1-3	2	3	5	3	4	2	2	2	0	18
11	Griffin, Jordan		3-8	3-7	0-0	0	0	0	0	9	0	0	1	0	14
12	Jackson, Breyon		0-2	0-0	2-2	1	1	2	0	2	0	0	0	0	10
13	Mims, Demetrius		2-2	1-1	0-0	0	1	1	4	5	0	1	0	0	6
20	Richard, Breamon		1-3	0-0	0-0	0	0	0	2	2	1	1	0	1	9
23	Maxhuni, Edon		1-8	1-4	0-0	0	0	0	2	3	1	2	0	0	14
	Team					0	4	4			1				20
	Totals		17-62	9-31	15-24	7	23	30	27	58	14	16	4	11	100
	FG % 1st Half: 6-32	18.8%	2nd half: 11-30	36.7%	Game: 17-62	27.4%									Deadball
3FG	% 1st Half: 2-15	13.3%	2nd half: 7-16	43.8%	Game: 9-31	29.0%									Rebounds
FT	% 1st Half: 2-5	40.0%	2nd half: 13-19	68.4%	Game: 15-24	62.5%									2



Score tied - 2 times.  
Lead changed - 2 times.

# 2018-19 @SUNDEVILHOOPS BOX SCORES GAMES 9-12

## Official Basketball Box Score -- Game Totals -- Final Statistics Arizona State vs Georgia 12/15/18 6:00 PM ET at Stegeman Coliseum - Athens, Ga.

### Arizona State 76 • 8-1

#	Player	Total		3-Ptr		Rebounds			PF	TP	A TO Blk Stl				Min
		FG-FGA	FG-FGA	FT-FTA	FT-FTA	Off	Def	Tot			A	TO	Blk	Stl	
14	LAWRENCE,KIMANI	f	3-9	2-5	0-0	0	0	0	2	8	0	1	0	1	33
23	WHITE,ROMELLO	f	5-6	0-0	6-7	1	1	2	3	16	1	0	0	0	26
45	CHEATHAM,ZYLAN	f	4-7	0-0	2-2	1	9	10	2	10	1	2	0	0	34
00	DORT,LUGUENTZ	g	2-10	1-2	7-10	1	3	4	4	12	1	3	0	2	28
01	MARTIN,REMY	g	8-20	0-3	5-8	3	5	8	1	21	5	5	0	3	35
02	EDWARDS,ROB		0-6	0-3	0-0	1	1	2	1	0	0	0	0	1	17
10	SHIBEL,VITALIY		0-0	0-0	0-0	0	0	0	1	0	0	0	0	0	2
11	VALTONEN,ELIAS		0-0	0-0	0-0	0	0	0	0	0	0	0	0	0	0+
32	LAKE,DE'QUON		2-2	0-0	0-0	2	1	3	4	4	0	1	0	0	8
35	CHERRY,TAESHON		2-4	1-3	0-0	1	2	3	4	5	0	0	0	1	17
Team						5	1	6	1						
Totals			26-64	4-16	20-27	15	23	38	23	76	8	12	0	8	200
FG % 1st Half: 11-34		32.4%	2nd half: 15-30		50.0%	Game: 26-64		40.6%	Deadball						
3FG % 1st Half: 1-6		16.7%	2nd half: 3-10		30.0%	Game: 4-16		25.0%	Rebounds						
FT % 1st Half: 10-13		76.9%	2nd half: 10-14		71.4%	Game: 20-27		74.1%	3						

### Georgia 74 • 5-4

#	Player	Total		3-Ptr		Rebounds			PF	TP	A TO Blk Stl				Min
		FG-FGA	FG-FGA	FT-FTA	FT-FTA	Off	Def	Tot			A	TO	Blk	Stl	
20	HAMMONDS, RAYSHAU	f	6-9	3-4	4-4	1	5	6	5	19	1	3	1	1	27
33	CLAXTON, NICOLAS	f	2-10	1-4	4-5	2	11	13	3	9	3	5	4	1	37
34	OGBEIDE, DEREK	f	1-5	0-1	2-2	1	3	4	4	4	0	2	0	0	13
00	JACKSON II, WILLIAM	g	0-2	0-2	2-2	0	0	0	3	2	1	1	0	0	16
01	HIGHTOWER, TESHAUN	g	1-3	1-2	2-2	0	2	2	0	5	0	1	0	0	14
02	HARRIS, JORDAN		1-2	0-1	1-2	0	2	2	2	3	2	2	0	3	19
04	CRUMP, TYREE		5-10	3-8	6-7	0	1	1	1	19	2	2	0	0	24
05	TOPPIN, JOJO		0-0	0-0	0-0	0	0	0	1	0	0	1	0	0	4
13	WILRIDGE, E'TORRION		1-2	0-0	4-6	0	1	1	1	6	1	1	1	1	22
14	FAGAN, TYE		3-3	0-0	0-0	3	0	3	0	6	1	1	1	0	12
24	O'NEILL, CONNOR		0-0	0-0	0-0	0	0	0	0	0	0	0	0	0	3
25	NGUMEZI, AMANZE		0-1	0-0	1-2	0	1	1	1	1	0	0	0	0	8
32	EDWARDS, MIKE		0-0	0-0	0-0	0	0	0	0	0	0	0	0	0	1
Team						0	1	1							
Totals			20-47	8-22	26-32	7	27	34	21	74	11	19	7	6	200
FG % 1st Half: 11-22		50.0%	2nd half: 9-25		36.0%	Game: 20-47		42.6%	Deadball						
3FG % 1st Half: 5-12		41.7%	2nd half: 3-10		30.0%	Game: 8-22		36.4%	Rebounds						
FT % 1st Half: 20-23		87.0%	2nd half: 6-9		66.7%	Game: 26-32		81.3%	3						

Officials: Don Daily, Tony Greene, Patrick Evans  
Technical fouls: Arizona State-TEAM. Georgia-None.  
Attendance: 9028

Score by periods	1st	2nd	Total
Arizona State	33	43	76
Georgia	47	27	74

	In	Off	2nd	Fast	Bench
Points	Paint	T/O	Chance	Break	
ASU	24	16	19	8	9
UGA	32	13	13	4	35

Last FG - ASU 2nd-00:11, UGA 2nd-00:25.  
Largest lead - ASU by 3 2nd-02:02, UGA by 18 1st-01:48.  
ASU led for 02:38. UGA led for 35:19. Game was tied for 02:03.

Score tied - 2 times.  
Lead changed - 3 times.

## Official Basketball Box Score -- Game Totals -- Final Statistics Arizona State vs Vanderbilt 12/17/18 6 p.m. at Nashville, Tenn. (Memorial Gym)

### Arizona State 65 • 8-2

#	Player	Total		3-Ptr		Rebounds			PF	TP	A TO Blk Stl				Min
		FG-FGA	FG-FGA	FT-FTA	FT-FTA	Off	Def	Tot			A	TO	Blk	Stl	
14	Lawrence,Kimani	f	3-12	1-4	0-0	3	5	8	3	7	1	2	0	1	30
23	White,Romello	f	2-4	0-0	5-6	2	3	5	1	9	0	1	0	0	22
45	Cheatham,Zylan	f	3-6	0-1	3-4	1	13	14	3	9	0	1	1	0	33
00	Dort,Luguentz	g	3-13	2-4	2-3	0	1	1	3	10	3	3	0	1	29
01	Martin,Remy	g	3-12	1-5	2-2	1	2	3	0	9	1	1	0	0	29
02	Edwards,Rob		4-10	2-4	4-4	0	0	0	4	14	3	0	0	1	25
32	Lake,De'Quon		0-0	0-0	0-1	2	1	3	3	0	1	1	0	1	12
35	Cherry,Taeshon		3-8	1-6	0-0	1	3	4	2	7	1	1	0	0	20
Team						3	1	4							
Totals			21-65	7-24	16-20	13	29	42	19	65	9	10	1	4	200
FG % 1st Half: 11-31		33.3%	2nd half: 10-32		31.3%	Game: 21-65		32.3%	Deadball						
3FG % 1st Half: 3-11		27.3%	2nd half: 4-13		30.8%	Game: 7-24		29.2%	Rebounds						
FT % 1st Half: 3-4		75.0%	2nd half: 13-16		81.3%	Game: 16-20		80.0%	3						

### Vanderbilt 81 • 7-2

#	Player	Total		3-Ptr		Rebounds			PF	TP	A TO Blk Stl				Min
		FG-FGA	FG-FGA	FT-FTA	FT-FTA	Off	Def	Tot			A	TO	Blk	Stl	
11	SHITTU, Simisola	f	4-10	0-1	1-2	0	7	7	3	9	4	2	0	1	37
13	MOYER, Matthew	f	0-2	0-2	0-0	0	0	0	1	0	0	1	0	0	10
32	RYAN, Matt	f	2-11	2-9	5-6	0	1	1	1	11	1	0	0	0	24
00	LEE, Saben	g	2-3	1-2	9-12	0	5	5	2	14	3	4	0	0	29
02	TOYE, Joe	g	4-8	3-4	0-0	1	1	2	3	11	0	0	0	2	23
01	WETZELL, Yanni		3-5	1-2	5-5	1	4	5	3	12	1	1	2	0	21
03	EVANS, Maxwell		3-5	2-3	0-0	0	4	4	0	8	3	1	0	0	17
15	BROWN, Clevon		1-1	0-0	1-2	1	1	2	2	3	0	1	1	0	12
24	NESMITH, Aaron		5-10	3-5	0-2	1	4	5	3	13	1	0	1	0	27
Team						3	5	8							
Totals			24-55	12-28	21-29	7	32	39	18	81	13	10	4	3	200
FG % 1st Half: 14-34		41.2%	2nd half: 10-21		47.6%	Game: 24-55		43.6%	Deadball						
3FG % 1st Half: 6-16		37.5%	2nd half: 6-12		50.0%	Game: 12-28		42.9%	Rebounds						
FT % 1st Half: 0-2		0.0%	2nd half: 21-27		77.8%	Game: 21-29		72.4%	3						

Officials: Doug Simmons, Keith Kimble, Michael Roberts  
Technical fouls: Arizona State-Dort,Luguentz. Vanderbilt-None.  
Attendance: 9271

Score by periods	1st	2nd	Total
Arizona State	28	37	65
Vanderbilt	34	47	81

	In	Off	2nd	Fast	Bench
Points	Paint	T/O	Chance	Break	
ASU	24	6	11	4	21
VU	24	7	8	4	36

Last FG - ASU 2nd-01:00, VU 2nd-02:46.  
Largest lead - ASU by 9 1st-16:46, VU by 16 2nd-00:32.  
ASU led for 14:50. VU led for 24:07. Game was tied for 01:02.

Score tied - 1 time.  
Lead changed - 1 time.

## Official Basketball Box Score -- Game Totals -- Final Statistics Kansas vs Arizona State 12/22/18 7 p.m. at Tempe, Ariz. (Wells Fargo Arena)

### Kansas 76 • 10-1

#	Player		Total		3-Ptr		Rebounds			PF	TP	A	TO	Blk	Stl	Min
			FG-FGA	FG-FGA	FT-FTA	Off	Def	Tot								
01	Lawson, Dedric	f	12-15	1-2	5-5	2	12	14	4	30	1	2	1	0	31	
00	Garrett, Marcus	g	0-5	0-1	7-8	3	3	6	3	7	1	1	0	1	22	
05	Grimes, Quentin	g	4-12	0-5	0-0	2	0	2	1	8	3	2	1	0	31	
11	Dotson, Devon	g	4-7	2-4	2-2	0	4	4	3	12	5	5	1	1	32	
24	Vick, Lagerald	g	5-16	3-11	1-1	0	2	2	4	14	1	3	0	2	37	
02	Moore, Charlie		1-5	1-3	0-0	0	1	1	1	3	0	2	0	2	16	
13	Lawson, K.J.		0-2	0-2	0-0	0	2	2	2	0	2	0	0	0	12	
33	McCormack, David		1-2	0-0	0-0	2	2	4	2	2	0	0	1	0	11	
44	Lightfoot, Mitch		0-1	0-0	0-0	1	1	2	2	0	0	1	1	0	8	
Team						1	2	3								
Totals			27-65	7-28	15-16	11	29	40	22	76	13	16	5	6	200	
FG % 1st Half: 16-37 43.2% 2nd half: 11-28 39.3% Game: 27-65 41.5% Deadball																
3FG % 1st Half: 4-14 28.6% 2nd half: 3-14 21.4% Game: 7-28 25.0% Rebounds																
FT % 1st Half: 3-3 100.0 2nd half: 12-13 92.3% Game: 15-16 93.8% 1																

# 2018-19 @SUNDEVILHOOPS BOX SCORES GAMES 13-16

## Official Basketball Box Score -- Game Totals -- Final Statistics UTAH vs Arizona State 01/03/19 6 p.m. MT at Ned Wulk Court/Wells Fargo Arena-Tempe

UTAH 96 • 7-6, 1-0

#	Player	Total		3-Ptr		Rebounds			PF	TP	A TO Blk Stl				Min
		FG-FGA	FG-FGA	FT-FTA	Off	Def	Tot	A			TO	Blk	Stl		
02	Barefield, Sedrick	* 8-15	5-11	3-4	0	4	4	4	24	6	5	0	1	36	
05	Van Dyke, Parker	* 4-7	4-7	1-2	0	3	3	2	13	0	1	0	2	21	
20	Allen, Timmy	* 5-10	0-0	7-8	2	1	3	3	17	4	1	0	2	36	
21	Battin, Riley	* 0-1	0-0	0-0	0	2	2	1	0	0	1	0	0	12	
34	Johnson, Jayce	* 2-5	0-0	0-0	1	5	6	3	4	1	1	2	0	13	
01	Jones, Charles	* 2-4	1-2	3-4	0	5	5	1	8	1	1	0	1	14	
03	Tillman, Donnie	6-11	6-8	4-5	3	3	6	1	22	5	1	0	0	30	
11	Gach, Both	1-3	0-2	2-2	0	2	2	2	4	2	0	0	1	13	
13	Topalovic, Novak	1-1	0-0	2-2	0	4	4	4	4	0	1	1	0	25	
Team					1	2	3			2					
Totals		29-57	16-30	22-27	7	31	38	21	96	19	14	3	7	200	
FG % 1st Half: 13-29		44.8%	2nd half: 16-28	57.1%	Game: 29-57		50.9%							Deadball Rebounds 2	
3FG % 1st Half: 6-14		42.9%	2nd half: 10-16	62.5%	Game: 16-30		53.3%								
FT % 1st Half: 7-8		87.5%	2nd half: 15-19	78.9%	Game: 22-27		81.5%								

Arizona State 86 • 9-4, 0-1

#	Player	Total		3-Ptr		Rebounds			PF	TP	A TO Blk Stl				Min
		FG-FGA	FG-FGA	FT-FTA	Off	Def	Tot	A			TO	Blk	Stl		
00	Dort,Luguentz	* 5-14	1-6	3-5	2	0	2	5	14	4	2	0	2	28	
01	Martin,Remy	* 10-14	2-3	0-0	0	3	3	0	22	6	1	0	0	36	
14	Lawrence,Kimani	* 0-4	0-1	2-4	0	3	3	3	2	1	1	0	0	16	
23	White,Romello	* 2-3	0-0	3-4	2	5	7	1	7	0	2	0	0	23	
45	Cheatham,Zylan	* 5-9	4-5	3-6	1	4	5	3	17	3	2	2	0	36	
02	Edwards,Rob	4-10	3-5	3-4	0	3	3	1	14	1	0	1	2	26	
10	Shibel,Vitaliy	0-0	0-0	0-0	0	0	0	0	0	0	0	0	0	1	
11	Valtonen,Elias	0-0	0-0	0-0	0	0	0	0	0	0	0	0	0	1	
32	Lake,De'Quon	2-2	0-0	1-2	3	3	6	0	5	0	0	2	0	11	
35	Cherry,Taeshon	2-9	1-8	0-0	0	2	2	5	5	0	1	0	2	22	
Team					2	1	3								
Totals		30-65	11-28	15-25	10	24	34	18	86	15	9	5	6	200	
FG % 1st Half: 17-35		48.6%	2nd half: 13-30	43.3%	Game: 30-65		46.2%	Deadball							
3FG % 1st Half: 6-17		35.3%	2nd half: 5-11	45.5%	Game: 11-28		39.3%	Rebounds							
FT % 1st Half: 3-6		50.0%	2nd half: 12-19	63.2%	Game: 15-25		60.0%	4							

Officials: Kipp Kissinger, Steve Olsen, John Gaffney  
Technical fouls: UTAH-Jones, Charles. Arizona State-White,Romello; TEAM.  
Attendance: 9128  
Pac-12 opener for both teams.  
ASU's next game: vs. Colorado (Sat., Jan. 5 at 4 p.m. on Pac-12 Network)  
ASU-Edwards Flagrnt 2 at 2:42 in second half.

Score by periods	1st	2nd	Total
UTAH	39	57	96
Arizona State	43	43	86

Last FG - UTAH 2nd-02:53, ASU 2nd-00:27.  
Largest lead - UTAH by 13 2nd-02:42, ASU by 17 1st-09:40.  
UTAH led for 18:02. ASU led for 20:27. Game was tied for 01:31.

Score tied - 1 time.  
Lead changed - 3 times.

## Official Basketball Box Score -- Game Totals -- Final Statistics COLORADO vs Arizona State 01/05/19 4 p.m. MT at Wells Fargo Arena/Ned Wulk Court-Tempe

COLORADO 61 • 9-5, 0-2

#	Player		Total			3-Ptr			Rebounds			PF	TP	A TO Blk Stl				Min
			FG	FGA	FG-FGA	FT	FTA	Off	Def	Tot	A			TO	Blk	Stl		
01	Bey, Tyler	*	3-8	0-1	1-2	4	2	6	4	7	1	2	0	2	19			
04	Schwartz, D'Shawn	*	2-6	1-3	5-5	2	2	4	3	10	2	1	0	0	21			
23	Siewert, Lucas	*	1-9	1-5	0-0	4	1	5	3	3	0	0	1	1	31			
24	Parquet, Eli	*	1-5	0-4	0-0	1	1	2	1	2	1	4	1	2	21			
25	Wright, McKinley	*	3-9	1-4	5-7	0	2	2	1	12	3	2	2	3	31			
00	Gatling, Shane		3-7	2-5	0-0	0	0	0	2	8	1	1	0	0	19			
02	Kountz, Daylen		3-9	0-3	4-4	0	0	0	2	10	1	3	0	1	25			
10	Strating, Alexander		1-1	0-0	0-0	0	2	2	1	2	0	0	0	0	9			
21	Battay, Evan		2-4	0-1	3-4	0	4	4	4	7	1	0	0	1	24			
Team						1	2	3			2							
Totals			19-58	5-26	18-22	12	16	28	21	61	10	15	4	10	200			
FG % 1st Half: 8-27			29.6%	2nd half: 11-31	35.5%	Game: 19-58			32.8%	Deadball								
3FG % 1st Half: 2-13			15.4%	2nd half: 3-13	23.1%	Game: 5-26			19.2%	Rebounds								
FT % 1st Half: 8-10			80.0%	2nd half: 10-12	83.3%	Game: 18-22			81.8%	2								

Arizona State 83 • 10-4,1-1

#	Player		Total		3-Ptr		Rebounds			PF	TP	A TO Blk Stl				Min
			FG-FGA	FG-FGA	FT-FTA	Off	Def	Tot	A			TO	Blk	Stl		
02	Edwards,Rob	*	3-9	3-7	0-0	1	2	3	2	9	3	2	0	2	33	
14	Lawrence,Kimani	*	3-6	2-5	3-4	0	3	3	4	11	2	1	0	1	23	
23	White,Romello	*	9-11	0-0	1-2	3	5	8	3	19	1	2	0	1	26	
32	Lake,De'Quon	*	5-6	0-0	2-4	2	5	7	4	12	0	0	0	0	21	
45	Cheatham,Zylan	*	4-7	0-0	4-5	4	3	7	2	12	5	3	1	0	29	
00	Dort,Luguentz		6-11	0-4	2-3	1	3	4	0	14	2	5	0	0	26	
01	Martin,Remy		0-2	0-1	0-0	0	3	3	1	0	8	2	0	2	24	
11	Valtonen,Elias		0-0	0-0	0-0	0	0	0	0	0	1	0	0	0	1	
35	Cherry,Taeshon		2-4	2-4	0-1	0	2	2	3	6	2	0	0	2	17	
Team						2	3	5								
Totals			32-56	7-21	12-19	13	29	42	19	83	24	16	1	8	200	
FG % 1st Half: 17-30		56.7%	2nd half: 15-26		57.7%	Game: 32-56		57.1%								Deadball Rebounds 2
3FG % 1st Half: 6-14		42.9%	2nd half: 1-7		14.3%	Game: 7-21		33.3%								
FT % 1st Half: 4-7		57.1%	2nd half: 8-12		66.7%	Game: 12-19		63.2%								

Officials: Michael Irving, Mike Reed, Scott Brown  
Technical fouls: COLORADO-None. Arizona State-None.  
Attendance: 10003  
ASU's next game is Wed., Jan. 9, at California (6 p.m. PT/Pac-12 Network).

Score by periods	1st	2nd	Total
COLORADO	26	35	61
Arizona State	44	39	83

	In	Off	2nd	Fast	
Points	Paint	T/O	Chance	Break	Bench
COLO	20	15	10	8	27
ASU	50	18	4	22	20

Last FG - COLOR 2nd-01:26, ASU 2nd-00:15.  
Largest lead - COLOR None, ASU by 26 2nd-05:46.  
COLOR led for 00:00. ASU led for 39:41. Game was tied for 00:19.

Score tied - 0 times.  
Lead changed - 0 times.

## Official Box Score Arizona St. vs California Game Totals -- Final Statistics January 10, 2019 at Haas Pavilion - Berkeley, Calif.

Arizona St. 80

No.	Player	S	Pts	FG	3FG	FT	OR	DR	TR	PF	A	TO	Blk	Stl	Mn	+/-
00	Dort, Luguentz	13	5-10	1-5	2-2	1	1	2	3	2	0	2	30	11		
02	Edwards, Rob	13	3-9	2-5	5-6	0	6	6	1	2	2	1	0	30	11	
14	Lawrence, Kimani	3	1-4	0-3	1-2	1	3	4	3	1	0	0	1	19	-5	
23	White, Romello	7	3-5	0-0	1-2	0	4	4	5	0	1	0	1	20	-1	
45	Cheatham, Zylan	17	6-11	0-1	5-7	1	5	6	3	2	1	1	1	35	16	
01	Martin, Remy	24	9-14	5-7	1-2	2	0	2	2	8	1	0	1	33	19	
32	Lake, De'Quon	3	1-1	0-0	1-2	2	4	2	0	0	0	0	18	16		
35	Cherry, Taeshon	0	0-5	0-5	0-0	0	3	3	2	0	0	0	14	3		
Team							1	2	3	0	2					
TOTALS		80	28-59	8-26	16-23	8	26	34	20	16	9	2	6	200		

Shooting By Period							Last FG: 2nd-02:16
Period	FG	FG%	3FG	3FG%	FT	FT%	Biggest Run: 9-0
1st Half	13-33	39%	4-15	27%	3-7	43%	Largest lead: By 14 at 2:00:47
2nd Half	15-26	58%	4-11	36%	13-16	81%	
Game	28-59	47.5%	8-26	30.8%	16-23	69.6%	Technical Fouls: None.

California 66

No.	Player	S	Pts	FG	3FG	FT	OR	DR	TR	PF	A	TO	Bk	Stl	Mn	+/-
01	McNeill, Darius	16	4-11	2-6	6-6	0	2	2	2	2	1	0	1	0	36	-8
02	Selling, Justice	7	2-6	1-2	2-2	1	1	6	7	2	1	0	0	0	29	-8
20	Bradley, Matt	19	7-12	3-5	2-2	0	3	3	2	6	0	0	0	0	36	-20
22	Kelly, Andre	6	1-3	0-0	4-6	1	5	6	4	1	1	1	0	0	32	-4
23	Vanover, Connor	7	3-9	1-4	0-0	2	2	4	3	0	2	1	0	0	19	-8
02	Harris-Dyson, Juhwan	4	1-4	0-1	2-2	1	2	3	3	3	1	0	0	25	-21	
15	Davis, Roman	1	0-3	0-0	1-4	1	0	1	0	0	0	0	0	0	6	-9
24	Gordon, Jacob	4	1-2	1-2	1-2	1	2	3	0	0	0	0	0	0	7	-4
01	Anticwicz, Grant	2	1-2	0-1	0-0	1	3	4	2	0	0	0	0	0	11	-4
TOTALS			66	20-52	8-21	18-24	8	25	33	20	8	13	2	2	200	

2018-19 @SUNDEVILHOOPS BOX SCORES GAMES 17-20

Official Basketball Box Score -- Game Totals -- Final Statistics  
Oregon State vs Arizona State  
01/17/19 8:15 p.m. MT at Ned Wulk Court/Wells Fargo Arena (Tempe)

Oregon State 67 • 11-5; 3-1

#	Player	Total		3-Ptr		Rebounds			PF	TP	A TO Blk Stl				Min
		FG-FGA	FG-FGA	FT-FTA	FT-FTA	Off	Def	Tot			A	TO	Blk	Stl	
23	Tinkle, Tres	r	7-19	2-8	5-6	1	6	7	0	21	6	3	0	2	35
04	Kelley, Kylor	r	1-3	0-0	0-0	0	2	2	4	2	0	1	1	0	20
01	Thompson Jr, Stephen	g	3-9	1-5	2-4	2	4	6	4	9	4	0	0	0	35
05	Thompson, Ethan	g	6-14	5-10	4-5	0	2	2	2	21	4	1	0	3	37
11	Reichle, Zach	g	1-3	1-3	0-1	0	2	2	3	3	1	0	0	0	19
04	Hollins, Alfred	g	3-3	1-1	2-4	1	3	4	1	9	1	2	0	2	21
13	Vernon, Antoine	g	0-1	0-1	0-0	0	1	1	3	0	1	0	0	0	7
22	Washington, Warren	g	0-1	0-0	0-0	0	1	1	2	0	0	1	1	0	11
23	Rakocevic, Gligorije	g	1-3	0-1	0-0	1	2	3	0	2	0	1	0	0	15
Team						3	3	6			1				
Totals			22-56	10-29	13-20	8	26	34	19	67	17	10	2	7	200
FG % 1st Half: 7-27		25.9%	2nd half: 15-29	51.7%	Game: 22-56	39.3%									
3FG % 1st Half: 3-14		21.4%	2nd half: 7-15	46.7%	Game: 10-29	34.5%									
FT % 1st Half: 5-9		55.6%	2nd half: 8-11	72.7%	Game: 13-20	65.0%									
															Deadball Rebounds 4

Arizona State 70 • 12-5; 3-2

#	Player	Total		3-Ptr		Rebounds			PF	TP	A TO Blk Stl				Min
		FG-FGA	FG-FGA	FT-FTA	FT-FTA	Off	Def	Tot			A	TO	Blk	Stl	
23	White,Romello	r	5-6	0-0	1-2	4	4	8	4	11	0	0	0	0	27
45	Cheatham,Zylan	r	3-6	1-1	3-6	4	9	13	3	10	6	7	0	0	36
00	Dort,Luguentz	g	3-10	0-4	3-7	0	3	3	1	9	3	2	0	2	30
01	Martin,Remy	g	4-12	2-6	0-3	0	2	2	2	10	3	1	0	1	32
02	Edwards,Rob	g	4-9	3-6	2-2	0	3	3	4	13	2	0	0	0	33
14	Lawrence,Kimani	g	2-5	0-3	1-2	0	1	1	2	5	1	0	0	0	13
32	Lake,De'Quon	g	0-1	0-0	0-0	1	1	2	3	0	0	0	1	0	10
35	Cherry,Taeshon	g	4-8	4-5	0-0	2	4	6	2	12	0	1	1	0	19
Team						1	2	3							
Totals			25-57	10-25	10-22	12	29	41	21	70	15	11	2	3	200
FG % 1st Half: 11-28		39.3%	2nd half: 14-29	48.3%	Game: 25-57	43.9%									
3FG % 1st Half: 5-14		35.7%	2nd half: 5-11	45.5%	Game: 10-25	40.0%									
FT % 1st Half: 4-10		40.0%	2nd half: 6-12	50.0%	Game: 10-22	45.5%									
															Deadball Rebounds 6

Officials: David Hall, Eric Curry, Deldre Carr  
Technical fouls: Oregon State-None. Arizona State-None.  
Attendance: 9705  
ASU's next game is Saturday, Jan. 19 vs. Oregon on Pac-12 Network/98.7 FM  
Tip time Saturday is 7:30 p.m.

Score by periods	1st	2nd	Total
Oregon State	22	48	67
Arizona State	31	39	70

OSU led - OSU 2nd-00:22, ASU 2nd-00:29.  
Largest lead - OSU by 6 1st-14:44, ASU by 18 2nd-17:32.  
OSU led for 03:40, ASU led for 33:23. Game was tied for 02:57.

Score tied - 1 time.  
Lead changed - 3 times.

Official Basketball Box Score -- Game Totals -- Final Statistics  
Oregon vs Arizona State  
01/19/19 7:30 p.m. at Ned Wulk Court/Wells Fargo Arena (Tempe)

Oregon 64 • 11-7; 2-3

#	Player	Total		3-Ptr		Rebounds			PF	TP	A TO Blk Stl				Min
		FG-FGA	FG-FGA	FT-FTA	FT-FTA	Off	Def	Tot			A	TO	Blk	Stl	
02	King,Louis	r	6-18	3-8	1-2	2	2	4	4	16	0	4	0	0	35
13	White,Paul	r	4-10	2-5	2-2	3	1	4	2	12	1	3	0	0	23
33	Okoro,Francis	r	2-2	0-0	0-0	0	3	3	3	4	0	1	1	0	17
03	Pritchard,Payton	g	5-12	4-9	6-6	4	2	6	2	20	4	3	0	3	34
10	Bailey, Victor Jr.	g	0-9	0-4	0-0	0	0	0	0	0	3	2	0	0	26
00	Richardson,Will	g	2-7	0-3	0-0	2	0	2	1	4	2	0	0	2	22
04	Amin,Ehab	g	1-4	0-1	0-0	1	1	2	5	2	1	1	0	0	18
05	Norris,Miles	g	1-1	1-1	3-3	1	2	3	2	6	0	0	0	0	11
14	Wooten,Kenny	g	0-0	0-0	0-0	1	5	6	3	0	0	1	0	0	14
Team						4	4	8							
Totals			21-63	10-31	12-13	18	20	38	22	64	11	15	1	5	200
FG % 1st Half: 12-28		42.9%	2nd half: 9-35	25.7%	Game: 21-63	33.3%									
3FG % 1st Half: 5-12		41.7%	2nd half: 5-19	26.3%	Game: 10-31	32.3%									
FT % 1st Half: 10-11		90.9%	2nd half: 2-2	100.0	Game: 12-13	92.3%									
															Deadball Rebounds 1

Arizona State 78 • 13-5; 4-2

#	Player	Total		3-Ptr		Rebounds			PF	TP	A TO Blk Stl				Min
		FG-FGA	FG-FGA	FT-FTA	FT-FTA	Off	Def	Tot			A	TO	Blk	Stl	
23	White,Romello	r	2-3	0-0	1-2	1	3	4	3	5	0	1	1	0	19
45	Cheatham,Zylan	r	5-6	0-1	7-8	3	6	9	2	17	1	3	1	0	33
00	Dort,Luguentz	g	4-10	2-6	2-4	0	2	2	2	12	5	5	0	0	32
01	Martin,Remy	g	4-10	1-3	2-2	0	3	3	1	11	8	3	0	2	36
02	Edwards,Rob	g	2-5	2-5	2-2	0	2	2	1	8	1	1	0	0	28
10	Shibel,Vitaliy	g	0-0	0-0	0-0	0	0	0	0	0	0	0	0	0	1
14	Lawrence,Kimani	g	3-5	1-3	3-3	1	3	4	2	10	1	1	1	2	23
32	Lake,De'Quon	g	0-0	0-0	0-0	0	1	1	0	0	0	0	0	0	6
35	Cherry,Taeshon	g	5-10	5-10	0-0	1	0	1	4	15	1	1	0	2	22
Team						1	4	5							
Totals			25-49	11-28	17-21	7	24	31	15	78	17	15	3	6	200
FG % 1st Half: 14-25		56.0%	2nd half: 11-24	45.8%	Game: 25-49	51.0%									
3FG % 1st Half: 6-14		42.9%	2nd half: 5-14	35.7%	Game: 11-28	39.3%									
FT % 1st Half: 5-8		62.5%	2nd half: 12-13	92.3%	Game: 17-21	81.0%									
															Deadball Rebounds 1

Officials: Chris Rastatter, Kelly Pfeifer, D.G. Nelson  
Technical fouls: Oregon-None. Arizona State-Cherry,Taeshon.  
Attendance: 12751  
ASU's next game at UCLA on Thursday, Jan. 24 at 8 p.m. PT (FS1/620 AM)

Score by periods	1st	2nd	Total
Oregon	39	25	64
Arizona State	39	39	78

Last FG - ORE 2nd-00:48, ASU 2nd-03:52.  
Largest lead - ORE by 4 2nd-13:06, ASU by 16 2nd-03:52.  
ORE led for 17:10, ASU led for 19:36. Game was tied for 03:14.

Score tied - 6 times.  
Lead changed - 12 times.

Official Box Score  
Arizona St. vs UCLA  
Game Totals -- Final Statistics  
January 25, 2019 at Pauley Pavilion - Los Angeles, Calif.

Arizona St. 84

No.	Player	S	Pts	FG	3FG	FT	OR	DR	TR	PF	A	TO	Blk	Stl	Min	±
00	Dort, Luguentz		16	7-15	0-5	2-4	2	2	4	4	1	6	0	0	34	4
01	Martin, Remy		15	6-13	3-9	0-0	0	1	1	0	11	2	0	0	37	14
02	Edwards, Rob		10	3-10	2-6	2-2	1	2	3	2	0	3	1	1	27	0
23	White, Romello		6	3-7	0-0	0-2	4	2	6	3	0	2	0	1	28	4
45	Cheatham, Zylan		9	4-6	0-0	1-3	3	17	20	2	5	2	0	2	32	-1
10	Shibel, Vitaliy		0	0-0	0-0	0-0	0	0	0	2	0	1	0	0	3	4
14	Lawrence, Kimani		15	4-10	1-5	6-6	2	3	5	4	1	1	0	0	21	16
32	Lake, De'quon		8	3-4	0-0	2-2	0	0	2	4	0	0	0	0	13	11
35	Cherry, Taeshon		5	1-4	1-2	2-2	1	2	3	0	0	0	0	0	4	3
Team							0	4	4	0	0	0				
TOTALS			84	31-69	7-27	15-21	15	33	48	21	18	17	1	5	200	

Shooting By Period  
Period FG FG% 3FG 3FG% FT FT%  
1st Half 16-40 40% 2-13 15% 9-12 75%  
2nd Half 15-29 52% 5-14 36% 6-9 67%  
Game 31-69 44.9% 7-27 25.9% 15-21 71.4%

Last FG: 2nd-00:37  
Biggest Run: 11-0  
Largest lead: By 12 at 2:00:45  
Technical Fouls: #00 DORT (Class A) @ 2nd - 04:29;

UCLA 73

No.	Player	S	Pts	FG	3FG	FT	OR	DR	TR	PF	A	TO	Blk	Stl	Min	±
01	Brown, Moses		6	3-6	0-0	0-0	1	3	4	2	0	2	1	0	21	-7
04	Handy, Jaylen		15	6-12	2-5	1-3	1	3	4	2	4	1	0	1	26	-4
13	Wilkes, Kris		15	5-13	3-7	2-4	1	4	5	4	3	3	0	1	28	-14
23	Ali, Prince		7	2-10	1-5	2-2	1	1	2	2	3	1	0	2	25	-7
24	Hill, Jalen		5	2-4	0-0	1-4		3	5	8	4	4	2	1	30	-10
02	Riley, Cody		6	3-6	0-2	0-0	2	8	10	2	1	4	0	2	27	2
03	Bernard, Jules		6	1-5	1-1	3-6	1	2	3	1	2	0	0	0	13	2
05	Smith, Chris		5	2-3	0-0	1-2	0	0	1	0	1	0	0	0	13	-9
34	Singleton, David		8	3-7	2-5	0-0	0	0	2	0	0	0	0	0	17	-8
	Team						1	2	3	0	0	0				
TOTALS			73	27-66	9-25	10-21	12	28	40	20	17	15	2	7	200	



## 2018-19 SUN DEVIL HIGHS AND LOWS

### SUN DEVIL TEAM HIGHS

**POINTS:** 102 vs. CAL STATE FULLERTON  
**FIELD GOALS:** 33 vs. OMAHA/CSF  
**FIELD GOAL ATTEMPTS:** 78 vs. CAL STATE FULLERTON  
**FIELD GOAL%:** .571 vs. COLORADO (32-56)  
**3-PT FIELD GOALS:** 11 vs. OREGON/UTAH  
**3-PT FIELD GOALS ATT:** 33 vs. WASHINGTON STATE  
**3-PT % (10 ATT.):** .500 vs. Utah State (7-14)  
**FREE THROWS:** 28 vs. Utah State  
**FREE THROWS ATTEMPTED:** 44 vs. CAL STATE FULLERTON  
**FREE THROW % (15 ATT.):** .880 at USC (22-25)  
**REBOUNDS:** 63 vs. LONG BEACH STATE  
**ASSISTS:** 24 vs. COLORADO  
**STEALS:** 15 vs. WASHINGTON STATE  
**BLOCKS:** 8 vs. PRINCETON  
**TURNOVERS:** 19 at Stanford/TEXAS SOUTHERN  
**FOULS:** 27 vs. Utah State  
**FIRST HALF POINTS:** 50 vs. NEBRASKA OMAHA  
**SECOND HALF POINTS:** 52 vs. LONG BEACH STATE

### SUN DEVIL TEAM LOWS

**POINTS:** 65 at Vanderbilt  
**FIELD GOALS:** 19 at USC  
**FIELD GOAL ATTEMPTS:** 49 vs. OREGON  
**FIELD GOAL%:** .306/19-62 at USC  
**3-PT FIELD GOALS:** 2 vs. PRINCETON  
**3-PT FIELD GOALS ATT:** 14 vs. Utah State  
**3-PT % (10 ATT.):** .133/2-15 vs. PRINCETON  
**FREE THROWS:** 6 at Stanford  
**FT ATTEMPTED:** 17 at Stanford/vs. #6 Nevada  
**FREE THROW % (10 ATT.):** .353/6-17 at Stanford  
**REBOUNDS:** 29 vs. Utah State  
**ASSISTS:** 8 vs. PRINCETON/at Georgia  
**STEALS:** 3 vs. OREGON STATE/CAL STATE FULLERTON  
**BLOCKS:** 0 at Georgia  
**TURNOVERS:** 7 vs. PRINCETON  
**FOULS:** 12 vs. #1 KANSAS

### SUN DEVIL INDIVIDUAL HIGHS

**POINTS:** 33, Luguentz Dort vs. Utah State  
**FIELD GOALS:** 10 (3x)  
**FG ATTEMPTS:** 22, Luguentz Dort vs. CAL STATE FULLERTON  
**FG PERCENTAGE (9 ATT.):** 9-10, Romello White vs. TSU  
**3-PT FGS:** 5, Martin vs. ARIZONA; Cherry vs. OREGON/Martin at Cal  
**3-PT ATT:** 10, Cherry vs. OREGON/Dort vs. TEXAS SOUTHERN  
**3-PT % (4 MADE):** Taeshon Cherry vs. OREGON STATE (4-5)  
**3-PT % (4 MADE):** Zylan Cheatham vs. UTAH (4-5)  
**FREE THROWS:** 11, Luguentz Dort vs. Utah State  
**FT ATTEMPTED:** 14, Luguentz Dort vs. Utah State  
**FREE THROW % (6 ATT.):** 6-6, White vs. LBSU/Lawrence at UCLA  
**REBOUNDS:** 22, Zylan Cheatham vs. ARIZONA  
**ASSISTS:** 11, Remy Martin at UCLA  
**STEALS:** 4 by Taeshon Cherry vs. #1 KANSAS STATE  
**BLOCKS:** 3, three times  
**TURNOVERS:** 8, Luguentz Dort vs. TEXAS SOUTHERN  
**FOUL OUTS:** 9 on year  
**MINUTES:** 41, Remy Martin vs. ARIZONA  
**MINUTES:** 41, Rob Edwards vs. CSU FULLERTON

### OPPONENT TEAM HIGHS

**POINTS:** 96 by UTAH  
**FIELD GOALS:** 34 by CAL STATE FULLERTON  
**FIELD GOAL ATTEMPTS:** 74 by CAL STATE FULLERTON  
**FIELD GOAL %:** .533/at Stanford (32-60)  
**3-POINTERS:** 16 by UTAH  
**3-POINTER ATTEMPTS:** 35 by TEXAS SOUTHERN  
**3-POINT % (10 ATT.):** .533/UTAH (16-30)  
**FREE THROWS:** 27 by WASHINGTON STATE  
**FREE THROW ATTEMPTS:** 33 by WAZZU/Utah State  
**FREE THROW % (15 ATT.):** .938/#1 KANSAS (15-16)  
**REBOUNDS:** 48 by WASHINGTON STATE  
**ASSISTS:** 22 by WASHINGTON STATE  
**STEALS:** 11 by WAZZU/LONG BEACH STATE  
**BLOCKS:** 7 at Stanford/at Georgia/by #6 Nevada  
**TURNOVERS:** 20 by Utah State  
**FOULS:** 36 by CAL STATE FULLERTON

### OPPONENT TEAM LOWS

**POINTS:** 52 by McNEESE STATE  
**FIELD GOALS:** 15 by McNEESE STATE  
**FIELD GOAL ATTEMPTS:** 47 at Georgia/by McNEESE STATE  
**FIELD GOAL %:** .274/17-62 by LONG BEACH STATE  
**3-POINTERS:** 3 by #6 Nevada  
**3-POINTER ATTEMPTS:** 18 by #6 Nevada  
**3-POINT % (10 ATT.):** .167/3-18 by #6 Nevada  
**FREE THROWS:** 2 by NEBRASKA OMAHA  
**FREE THROW ATTEMPTS:** 5 by NEBRASKA OMAHA  
**FREE THROW % (20 ATT.):** .586/17-29 by McNEESE STATE  
**REBOUNDS:** 27 by NEBRASKA OMAHA  
**ASSISTS:** 7 by CAL STATE FULLERTON  
**STEALS:** 1 by McNEESE STATE  
**BLOCKS:** 1 (7x)  
**TURNOVERS:** 7 by TEXAS SOUTHERN  
**FOULS:** 15 by #6 Nevada

### OPPONENT INDIVIDUAL HIGHS

**POINTS:** 35, Kyle Allman of CSU FULLERTON  
**FIELD GOALS:** 13, Kyle Allman of CSU FULLERTON  
**FIELD GOAL ATTEMPTS:** 26, Kyle Allman of CSU FULLERTON  
**3-PT FGS:** 6, Donnie Tillman of UTAH  
**3-PT ATT:** 14, Jaylyn Patterson vs. TSU  
**FREE THROWS:** 10, Khalil Ahmad of CSU FULLERTON  
**FT ATTEMPTED:** 12 (2x)  
**REBOUNDS:** 14 by Dedric Lawson of #1 KANSAS  
**ASSISTS:** 7, Justin Coleman of ARIZONA  
**STEALS:** 4 (2x)  
**BLOCKS:** 4 by Nicolas Claxton at Georgia  
**TURNOVERS:** 6 by Matt Bradley at California  
**FOUL OUTS:** 12 times

### ASU STARTING LINEUPS 2018-19 (6)

Cheatham, Dort, Edwards, Lawrence, White (1-0 vs. CSF)  
Cheatham, Dort, Lawrence, Martin, White (6-3)  
Cheatham, Cherry, Dort, Lawrence, White (2-1)  
Cheatham, Edwards, Lake, Lawrence, White (1-0 vs. CU)  
Cheatham, Dort, Edwards, Lawrence, White (1-0 at Cal)  
Cheatham, Dort, Edwards, Martin, White (4-3)



**Official Basketball Box Score -- Game Totals -- Final Statistics**  
**Arizona vs Arizona State**  
**01-31-19 7 p.m. MT at TEMPE-Ned Wulk Court/Wells Fargo Arena**

**Arizona 88 • 14-8; 5-4**

##	Player		Total	3-Ptr	FT-FTA	Rebounds			PF	TP	A	TO	Blk	Stl	Min
			FG-FGA	FG-FGA		Off	Def	Tot							
10	Ryan Luther	f	6-10	5-8	2-2	5	4	9	1	19	3	1	0	2	39
11	Ira Lee	f	4-6	0-0	0-0	3	2	5	4	8	0	1	0	0	19
03	Dylan Smith	g	4-9	3-5	0-0	0	3	3	5	11	1	1	0	1	27
05	Brandon Randolph	g	6-17	2-6	3-5	0	2	2	2	17	0	0	0	1	43
12	Justin Coleman	g	5-14	3-5	6-6	1	0	1	3	19	9	2	0	1	44
01	Devonaire Doutrive		0-1	0-1	2-2	0	2	2	4	2	1	1	0	1	8
04	Chase Jeter		1-5	0-0	5-8	5	3	8	3	7	1	2	0	1	31
23	Alex Barcello		1-5	1-3	2-4	0	1	1	4	5	0	1	0	1	14
Team						2	2	4							
Totals			27-67	14-28	20-27	16	19	35	26	88	15	9	0	8	225

FG % 1st Half: 12-37 32.4% 2nd half: 15-26 57.7% OT: 0-4 0.0% Game: 27-67 40.3% Deadball  
 3FG % 1st Half: 7-16 43.8% 2nd half: 7-11 63.6% OT: 0-1 0.0% Game: 14-28 50.0% Rebounds  
 FT % 1st Half: 2-2 100.0 2nd half: 13-15 86.7% OT: 5-10 50.0% Game: 20-27 74.1% 3

**Arizona State 95 • 15-6; 6-3**

##	Player		Total	3-Ptr	FT-FTA	Rebounds			PF	TP	A	TO	Blk	Stl	Min
			FG-FGA	FG-FGA		Off	Def	Tot							
23	White,Romello	f	5-6	0-0	3-5	2	2	4	4	13	1	1	2	1	32
45	Cheatham,Zylan	f	5-7	0-0	1-3	5	17	22	3	11	3	4	0	0	40
00	Dort,Luguentz	g	5-12	1-4	4-4	1	3	4	5	15	6	2	0	1	39
01	Martin,Remy	g	8-14	5-7	10-12	0	1	1	3	31	8	1	0	1	41
02	Edwards,Rob	g	4-9	3-6	8-11	0	1	1	2	19	0	2	1	2	38
14	Lawrence,Kimani		1-3	0-2	0-0	0	0	0	3	2	0	2	0	0	19
32	Lake,De'Quon		2-2	0-0	0-0	1	2	3	0	4	0	0	1	0	12
35	Cherry,Taeshon		0-1	0-0	0-0	1	1	2	3	0	0	1	0	0	4
Team						0	1	1							
Totals			30-54	9-19	26-35	10	28	38	23	95	18	13	4	5	225

FG % 1st Half: 11-26 42.3% 2nd half: 16-22 72.7% OT: 3-6 50.0% Game: 30-54 55.6% Deadball  
 3FG % 1st Half: 3-9 33.3% 2nd half: 5-8 62.5% OT: 1-2 50.0% Game: 9-19 47.4% Rebounds  
 FT % 1st Half: 11-16 68.8% 2nd half: 10-13 76.9% OT: 5-6 83.3% Game: 26-35 74.3% 4

Officials: Mike Reed, Eric Curry, Bo Boroski

Technical fouls: Arizona-None. Arizona State-None.

Attendance: 14731

ASU's next game: Thursday, Feb.7, vs. Washington State (6 p.m./Pac-12 Network)

Tonight's game broadcast on ESPN2.

Score by periods	1st	2nd	OT	Total
Arizona	33	50	5	88
Arizona State	36	47	12	95

	In	Off	2nd	Fast	
Points	Paint	T/O	Chance	Break	Bench
ARIZ	20	19	11	3	14
ASU	36	9	10	14	6

Last FG - ARIZ 2nd-00:24, ASU OT-02:21.

Largest lead - ARIZ by 6 2nd-07:03, ASU by 9 2nd-18:52.

Score tied - 7 times.

Lead changed - 4 times.

## SUN DEVIL CAREER HIGHS/SUN DEVIL RECORD WHEN

### BOBBY HURLEY ERA STATS (65-54)

Year	15-16	16-17	17-18	18-19	TOTAL
<b>Record:</b>	15-17	15-18	20-12	15-7	65-54
<b>More rebounds:</b>	12-3	9-3	13-1	13-5	47-12
<b>Lead/Tie at half:</b>	11-3	11-4	13-1	11-3	46-11
<b>Trail at half:</b>	4-14	4-14	7-11	4-4	19-43
<b>Shoot more FTs:</b>	13-4	11-6	18-3	10-2	52-16
<b>Better/Same FG%:</b>	9-1	13-0	15-2	12-0	49-3
<b>Shot worse FG%:</b>	6-16	2-18	5-10	3-7	16-51
<b>Shot &gt; 50% FG:</b>	3-0	3-2	10-0	6-0	22-2
<b>Shot &lt; 50% FG:</b>	12-17	12-16	10-12	9-7	43-52
<b>More TOs:</b>	4-11	4-4	4-2	7-3	19-20
<b>Same/Less TOs:</b>	11-6	11-14	15-11	8-4	45-35
<b>Home Games:</b>	11-5	9-7	13-4	10-3	43-19
<b>Road Games:</b>	3-9	4-6	4-6	3-3	14-26
<b>Neutral Sites:</b>	1-2	2-5	3-2	2-1	8-10
<b>Non Pac-12:</b>	10-3	7-6	12-1	9-3	38-13
<b>Pac-12 Season:</b>	5-13	7-11	8-10	6-4	26-38
<b>Pac-12 Tourn.:</b>	0-1	1-1	0-1	0-0	1-3
<b>3 points or less:</b>	3-3	4-3	4-2	2-2	13-10
<b>6 points or less:</b>	3-6	5-3	4-7	5-3	17-19

### #0 LUGUENTZ DORT SUN DEVIL HIGHS

**POINTS:** 33 vs. Utah State (11/21/18)

**FG MADE:** 10 vs. Utah State (11/21/18)/McNEESE (11/9/18)

**FG ATTEMPTS:** 22 vs. CAL STATE FULLERTON (11/6/18)

**3-PT FG MADE:** 3 (5x)

**3-PT FG ATTEMPTED:** 10 vs. TEXAS SOUTHERN

**FREE THROWS MADE:** 11 vs. Utah State (11/21/18)

**FREE THROWS ATTEMPTED:** 14 vs. Utah State (11/21/18)

**REBOUNDS:** 12 vs. LONG BEACH STATE (11/12/18)

**ASSISTS:** 6 vs. ARIZONA

**STEALS:** 3 (3x)

**MINUTES:** 39 vs. ARIZONA (1/31/19)/Utah State (11/21/18)

### #1 REMY MARTIN SUN DEVIL HIGHS

**POINTS:** vs. ARIZONA (1/31/19)

**REBOUNDS:** 8 at Georgia (12/15/18)

**ASSISTS:** 11 at UCLA (1/24/19)

**FG MADE:** 10 vs. UTAH (1/3/19)

**FG ATT:** 20 at Georgia (12/15/18)

**3-PT MADE:** 5 vs. ARIZONA (1/31/19)

**FT MADE:** 8 vs. ARIZONA (1/31/19)/vs. LBSU (11/12/18)

**FT ATT.:** 14 vs. vs. ARIZONA (1/31/19)

**MINUTES:** 41 vs. ARIZONA (1/31/19)

### #2 ROB EDWARDS HIGHS

**CLEVELAND STATE POINTS:** 32 at Oakland (1/16/17)

**ASU POINTS:** 15 vs. #1 KANSAS (12/22/18)

**3-POINT FIELD GOALS:** 3 (5x)

**REBOUNDS:** 6 (2x) at California (1/9/19)

**MINUTES:** 41 vs. CAL STATE FULLERTON (11/6/18)

### #3 MICKEY MITCHELL SUN DEVIL HIGHS

**POINTS:** 12 (2x) at California (1/20/18)

**REBOUNDS:** 13 vs. Vanderbilt (12/17/17)

**ASSISTS:** 5 vs. Oregon (1/11/18)

**MINUTES:** 33 at Stanford (1/17/18)

### #10 VITALIY SHIBEL SUN DEVIL HIGHS

**POINTS:** 11 vs. St. John's (12/8/17)

**REBOUNDS:** 8 vs Idaho State (11/10/17)

**3PT MADE:** 3 at Cal (1/20/18) and vs. St. John's (12/8/17)

**ASSISTS:** 4 vs. Idaho State (11/10/17)

**MINUTES:** 28 vs. St. John's (12/8/17)

### #14 KIMANI LAWRENCE SUN DEVIL HIGHS

**POINTS:** 22 vs. #15 Mississippi State (11/19/18)

**REBOUNDS:** 8 (2x) at Vanderbilt (12/17/18)

**ASSISTS:** 5 (2x) vs. TEXAS SOUTHERN (12/1/18)

**MINUTES:** 39 (2x) vs. TEXAS SOUTHERN (12/1/18)

### #23 ROMELLO WHITE CAREER HIGHS

✓ AAU coach was Jerry Stackhouse

**POINTS:** 25 vs Northern Arizona (11/17/17)

**2018-19 POINTS:** 19 vs. COLORADO/TEXAS SOUTHERN

**REBOUNDS:** 15 vs San Diego State (11/14/17)

**FG MADE:** 10 (2x) at Washington State (2/4/18)

**FG ATTEMPTED:** 12 vs Northern Arizona (11/17/17)

**FREE THROWS MADE:** 11 at Stanford (1/17/18)

**FREE THROWS ATTEMPTED:** 14 at Stanford (1/17/18)

**BLOCKS:** 3 vs Idaho State

**MINUTES:** 39 vs Kansas State (11/23/17)

### #32 DE'QUON LAKE CAREER HIGHS

**POINTS:** 24 vs Idaho State (11/10/17)

**REBOUNDS:** 12 (2x) at Oregon (2/22/18)

**FG MADE:** 8 vs Idaho State (11/10/17)

**FG ATTEMPTED:** 9 vs. Utah (1/25/18)

**FREE THROWS MADE:** 8 (2x) Longwood (12/19/17)

**FREE THROWS ATTEMPTED:** 14 vs Idaho State (11/10/17)

**BLOCKS:** 7 vs. Pacific (12/22/17)

**MINUTES:** 29 vs Kansas State (11/23/17)

### #35 TAESHON CHERRY CAREER HIGHS

**POINTS:** 19 vs. Nebraska Omaha (11/28/18)

**REBOUNDS:** 6 vs. OREGON STATE (1/17/19)

**STEALS:** 4 vs. #1 KANSAS (12/22/18)

**3-PT FG MADE:** 5 VS. OREGON (1/19/19)

**MINUTES:** 31 vs. (2x) vs. TEXAS SOUTHERN (12/1/18)

### #45 ZYLAN CHEATHAM SUN DEVIL HIGHS

**POINTS:** 17 (3X) vs. OREGON, at Cal, vs. UTAH

**SDSU POINTS:** 18 vs. Savannah State (11/28/16)

**REBOUNDS:** 22 vs. ARIZONA (1/31/19)

**REBOUNDS:** 20 at UCLA (1/24/19)

**ASSISTS:** 10 vs. TEXAS SOUTHERN (12/1/18)

**MINUTES:** 40 vs. ARIZONA (1/31/19)

# 2018-19 SUN DEVIL TV ROSTER




**0 LUGUENTZ DORT**

G 6-4 215 FR  
Montreal, Canada



**1 REMY MARTIN**

G 6-0 170 SO  
Chatsworth, CA




**2 ROB EDWARDS**

G 6-4 205 RS-JR  
Detroit, MI



**3 MICKEY MITCHELL**

F 6-7 225 RS-JR  
Orlando, FL



**5 KYLE FEIT**

G 6-4 190 FR  
West Palm Beach, FL



**10 VITALIY SHIBEL**

F 6-9 220 SO  
Ivano-Frankivsk, Ukraine



**11 ELIAS VALTONEN**

G 6-7 195 FR  
Eura, Finland



**14 KIMANI LAWRENCE**

F 6-7 210 SO  
Providence, RI




**21 JACK ROGGIN**

G 6-0 165 SO  
Calabasas, CA




**23 ROMELLO WHITE**

F 6-8 235 SO  
Atlanta, GA




**24 JORDAN SALZMAN**

G 5-10 165 SO  
Locust Valley, N.Y.



**25 GRANT FOGERTY**

G 5-11 170 SO  
Scottsdale, AZ



**31 TREVOR THOMPSON**

G 6-2 175 RS-FR  
Phoenix, AZ



**32 DE'QUON LAKE**

F 6-9 235 SR  
Charlotte Amalie, St. Thomas



**34 UROS PLAVSIC**

C 7-0 240 FR  
Smederevo, Serbia



**35 TAESHON CHERRY**

F 6-8 210 FR  
El Cajon, CA



**45 ZYLAN CHEATHAM**

F 6-8 215 RS-SR  
Phoenix, AZ