

2017 Sun Devil Baseball

GAME NOTES - LONG BEACH STATE

ARIZONA STATE

6-7 (0-0 Pac-12)

@ASU_Baseball

@TheSunDevils

GAMES 14-16

March 10-12

6:30 p.m./3 p.m./2 p.m.

Phoenix Muni Stadium

Phoenix, Ariz.

Friday: Pac-12 Live Stream

Sat./Sun: Pac-12 Networks

LONG BEACH STATE

6-5 (6-5 Big West)

@LBDirtbags

@LBSUathletics

Five-Time NCAA Champions (1965, 1967, 1969, 1977, 1981) | 22 College World Series Appearances | 21 Conference Championships | 123 All-Americans | 14 National Players of the Year | 10 College Baseball Hall of Fame



ASU_BASEBALL



SUN DEVIL BASEBALL



ASU_BASEBALL

MEDIA RELATIONS CONTACT

Jeremy Hawkes

jdhawkes@asu.edu | C: 520-403-0121 | O: 480-965-9544

#10THINGS (Twitter-Friendly Notes)

1. 26 of ASU's 60 total RBIs in the 2017 season have come with two outs, led by Lyle Lin's six total.

2. The Devils of 25-of-77 (.325) w/ RISP in the team's wins compared to just 16-of-65 (.246) in losses.

3. @elingos15 has already matched his 2016 win total with 3 in just 3 starts w/ 0 earned runs in two of three starts.

4. ASU is 41-13 all-time in its series against @LBDirtbags and have faced LBSU in each of the last 7 seasons.

5. The Devils have scored 53 of their 65 total runs this season in innings 4-9 and just 12 the first three innings.

6. @elingos15 has three quality starts in his three starts, allowing just two earned runs and a W over #1 TCU.

7. @lin_yle is the only Sun Devil to reach base in each game this season and leads the Pac-12 with 20 hits.

8. The Devils have lost five straight games just once since the 2006 season, something they will try to avoid on Friday.

9. @lin_yle has multiple hits in eight games this season already. No other Sun Devil has done so in more than three.

10. @ASU_Baseball has won at least 30 games in 56 consecutive seasons, two more than Florida State in second.

#BYTHENUMBERS

ASU and the Dirtbags are no strangers, meeting over 50 times in history with the Devils dominating the overall series, 41-13. This will be the third consecutive season featuring a series between the two programs and the sixth time in seven years that it has happened, though the two teams did play a single game in 2014 in the lone season that didn't feature a series in that stretch. Long Beach State won last year's series vs. Arizona State at Blair Field, winning the final two games after dropping the opener.

Freshman Lyle Lin is currently leading the Pac-12 Conference with **22 hits this season**. Lin has had three or more hits in three games and has multiple hits in nine of the 13 games so far this season. No other Sun Devil has more than three. Through 13 games last season, no Sun Devil had more than six multi-hit games and just one freshman had a single multi-hit game. Lin is batting .476 (10-of-21) this season when facing two outs, with no other Sun Devil with more than 6 2-out hits.

The Sun Devils have gotten exceptional outings out of Eli Lingos and Spencer Van Scoyoc this season, the two left-handed pitchers expected to toe the mound on Friday and Saturday this weekends. The duo has combined for all four of ASU's quality starts this season (Lingos 3, Van Scoyoc 1) while allowing just four earned runs in six starts between them. The duo is currently sixth and eighth in the Pac-12 in ERA (0.89 and 1.35). Lingos will be going up against an All-American Friday Night in LBSU's Darren McCaughan.

Eli Lingos has been absolutely exceptional in three starts this season, going 3-0 with three quality starts. Lingos has gone over 6.0 IP in each of his appearances this season after never having consecutive games over 6.0 IP in his career prior to this season. The junior lefty has allowed no earned runs in two of his three starts this season, something he had done in a start just once in his career. His three wins this season match his 2016 total while he has issued no walks in two of three starts this season, something he had accomplished in just two starts prior to 2017.

2017 @ASU BASEBALL Schedule

Date	Opponent	Time/Score
Feb. 17	Northwestern^	W, 3-1
Feb. 17	Northwestern^	W, 4-3
Feb. 18	Northwestern^	W, 6-2
Feb. 21	#20 Oklahoma State #	L, 4-18
Feb. 24	at #1 TCU	W, 13-9
Feb. 25	at #1 TCU	L, 4-8
Feb. 26	at #1 TCU	L, 2-5
Feb. 28	New Mexico State^	W, 12-5
March 3	Loyola Marymount^	W, 2-1
March 4	Loyola Marymount^	L, 2-3
March 5	Loyola Marymount^	L, 5-8
March 7	Cal State Fullerton^	L, 4-13
March 8	Cal State Fullerton^	L, 4-10
March 10	Long Beach State^	6:30 PM
March 11	Long Beach State #	3:00 PM
March 12	Long Beach State #	2:00 PM
March 16	Oregon State*#	6:00 PM
March 17	Oregon State*#	4:00 PM
March 18	Oregon State*^	12:00 PM
March 24	at USC*	6:00 PM
March 25	at USC*#	7:00 PM
March 26	at USC*#	2:00 PM
March 28	UNLV^	6:30 PM
March 31	UCLA*^	6:30 PM
April 1	UCLA*^	6:30 PM
April 2	UCLA*^	12:30 PM
April 4	at Arizona	7:00 PM
April 7	at Cal*#	4:00 PM
April 8	at Cal*#	12:00 PM
April 9	at Cal*#	2:00 PM
April 11	UNLV^	6:30 PM
April 13	Washington State*^	6:30 PM
April 14	Washington State*^	6:30 PM
April 15	Washington State*^	12:30 PM
April 18	at UNLV	6:00 PM
April 21	Cal State Bakersfield^	6:30 PM
April 22	Cal State Bakersfield^	6:30 PM
April 23	Cal State Bakersfield^	12:30 PM
April 28	at Oregon*	6:00 PM
April 29	at Oregon*	2:00 PM
April 30	at Oregon*	12:00 PM
May 5	Stanford*^	6:30 PM
May 6	Stanford*^	6:30 PM
May 7	Stanford*^	12:30 PM
May 9	at Arizona #	6:00 PM
May 12	at Washington*	6:00 PM
May 13	at Washington*	2:00 PM
May 14	at Washington*	1:00 PM
May 16	at Seattle	5:00 PM
May 18	Arizona*#	6:00 PM
May 19	Arizona*#	7:00 PM
May 20	Arizona*#	7:00 PM
May 26	at Utah*#	10:30 AM
May 27	at Utah*#	10:30 AM
May 28	at Utah*#	10:30 AM

All times local

* - Indicates a Pac-12 Conference game

- Indicates a Pac-12 Network Game

^ - Indicates a Pac-12 Live Stream Game

Pac-12 Rankings (as of March 7)

Team	W-L	Pct	W-L	Pct	Last 10	Streak
Arizona	0-0	.000	10-1	.909	9-1	L1
Oregon State	0-0	.000	10-1	.909	9-1	W5
Stanford	0-0	.000	9-3	.750	9-1	W3
Utah	0-0	.000	7-3	.700	7-3	W1
Washington	0-0	.000	7-4	.636	6-4	W3
USC	0-0	.000	7-4	.636	6-4	W1
Oregon	0-0	.000	6-4	.600	6-4	W1
Washington State	0-0	.000	6-4	.600	6-4	W3
Arizona State	0-0	.000	6-5	.545	5-5	L2
UCLA	0-0	.000	5-5	.500	5-5	L2
California	0-0	.000	4-7	.364	3-7	W1

PROJECTED STARTERS

ASU	ERA	W-L	IP	SO	BB	Opp. Avg
L Eli Lingos	0.89	3-0	20.1	20	3	.141
L Spencer Van Scoyoc	1.35	0-0	13.1	11	12	.163
TBD	-	-	-	-	-	-
LMU	ERA	W-L	IP	SO	BB	Opp. Avg
R Darren McCaughan	3.79	1-1	19.0	20	3	.236
R John Sheaks	4.70	1-1	15.1	12	6	.271
TBD	-	-	-	-	-	-

Five-Time NCAA Champions (1965, 1967, 1969, 1977, 1981) | 22 College World Series Appearances | 21 Conference Championships

123 All-Americans | 14 National Players of the Year | 10 College Baseball Hall of Fame Members

414 Major League Baseball Draft Picks | 108 Major Leaguers | 49 Major League Baseball First-Round Draft Picks

TWITTER: @ASU_BASEBALL

INSTAGRAM: @ASU_BASEBALL

FACEBOOK: SUNDEVILBASEBALL

2017 Sun Devil Baseball

QUICK FACTS/MEDIA INFO

GENERAL INFORMATION

Location.....	Tempe, Ariz.
Founded.....	1885
Enrollment.....	91,322
Nickname.....	Sun Devils
School Colors.....	Maroon and Gold
Home Field.....	Phoenix Municipal Stadium
Capacity.....	5,300
Packard Dimensions.....	Lines: 345 Alleys: 390 CF: 410
Surface.....	Grass
Affiliation.....	NCAA Div. I
Conference.....	Pac-12
President.....	Dr. Michael Crow
VP of Athletics.....	Ray Anderson
Sports Medicine Director.....	Kenny McCarty
Facility Management.....	Mike Chismar
Athletic Dept. Phone.....	(480) 965-3482
Ticket Office Phone.....	(480) 727-0000
Athletics Department Address.....	Carson Student-Athlete Center 500 East Veteran's Way P.O. Box 872505 Tempe, AZ 85287-2505

PROGRAM HISTORY

First Year of Baseball.....	1907 (7-2)
Start of NCAA Baseball.....	1959 (28-18-1)
All-Time Record.....	2530-1044-4 (.708)*
National Championships.....	5 ('65, '67, '69, '77, '81)
Years in CWS/Last.....	22 (2010)*
All-Time CWS Record.....	61-38 (.616)*
NCAA Appearances/Last.....	39 (2016)*
NCAA Tournament Record.....	169-78 (.687)*
Best Record All-time.....	64-6 (.914) - 1972
Last All-American.....	2016 (3)

Seth Martinez (RHP/2nd Team)
David Greer (3B/3rd Team)
Colby Woodmansee (SS/3rd Team)

*- ASU vacated 44 wins, the Pac-10 title and the College World Series appearance from 2007. Records do not reflect the vacations.

COACHING STAFF

Head Coach.....	Tracy Smith (3rd/21st overall)
Alma Mater.....	Miami (Ohio) (1989)
Record at ASU (Years).....	77-53 (3)
Career Division I (Years).....	681-510-1 (21)
Assistant Coach.....	Ben Greenspan (2nd year)
Assistant Coach.....	Fred Nori (1st Year)
Volunteer Assistant Coach.....	Michael Earley (1st year)
Video Coordinator.....	Abe Ruiz (2nd year)
Dir. of Operations.....	Brendan Cunningham (8th year)
Strength & Conditioning.....	Jason Robbins (3rd year)
Dir. of Community Relations.....	Armando Flores (10th year)

SPORTS INFORMATION

Baseball Contact.....	Jeremy Hawkes
Office.....	480-965-9544
Cell.....	520-403-0121
Email.....	jdhawkes@asu.edu
Director of Sports Information.....	Doug Tammaro
Email.....	tammaro@asu.edu

2016 RECAP

Overall Record.....	36-23
Conference record.....	16-14
Home record.....	21-12
Away record.....	13-10
Neutral site record.....	2-1
Postseason.....	NCAA Regional (TCU)
Final national finish.....	T-17th
Conference finish.....	T-3rd
Players Drafted.....	4

TEAM INFORMATION

Letterwinners Returning/Lost.....	19/15
.....	Pitchers - 11/7
.....	Position Players - 8/8
Returning Pitchers (min. 13 app./20 inn.).....	5
Returning Position (min. 30 GP).....	7
Total Newcomers.....	15
Newcomers Drafted.....	4

MEDIA INFORMATION

Credentials

All credential requests should be sent via email to Jeremy Hawkes (jdhawkes@asu.edu).

Interview Policy

Arizona State will typically host weekly media availability every Tuesday and Wednesday at Phoenix Municipal Stadium prior to practice at approximately 1 p.m. On weeks of a Tuesday midweek game at home, the Tuesday postgame press conference will serve as the week's availability. Media planning to attend must contact Jeremy Hawkes ahead of time and inform him of their plans. Throughout the season's schedule, ASU will host postgame interviews in the Omaha Room located in the home locker room following after coach's postgame talk with the team. Media members must request players at the beginning of the ninth inning (or earlier in games that look to be blowouts). Please contact Jeremy Hawkes or a member of the media relations staff in the press box to coordinate those interviews. Media members who wish to schedule an interview outside of practice must contact Jeremy Hawkes.

Photography/Videography

Accommodations for B-Roll purposes at practice can be made through Jeremy Hawkes (jdhawkes@asu.edu). During games, credentials must be worn in plain view throughout the game while on the field and all photographers must adhere to painted lines and instructions given by security personnel and/or Arizona State staff members at all times. Shooting areas are designated camera wells on the far side of both the visitor's and home team's dugouts. Contact Jeremy Hawkes for any details regarding shooting game action.

Media Highlights Policy

Highlights include Pac-12 Networks/ESPN/FOX broadcasts and all home hosted non-televised competitions, including those that are live streamed. ESPN networks (i.e., ESPN, ESPN2, ESPNU) will also televise all NCAA College World Series games from Saturday, June 17, through Wednesday, June 28. No other broadcast network or Internet entity, other than ESPN, may air these games, nor show highlights of these games until the ESPN broadcast is off the air. Broadcast networks / television stations may use up to three (3) minutes (per newscast) of video footage from any one game or five (5) minutes total of video footage from all games played on that particular day of competition for up to 72 hours following the game / broadcast. No media entity (commercial or noncommercial) is allowed to display any game video on its website. If a commercial broadcast entity wishes to license video footage beyond the previously described time period (72 hours), all requests to obtain clips or copies of NCAA championships / events (e.g., game / program records, melt / highlight tapes) need to go through the NCAA / T3 Media online footage request system, which can be found at the following website: <http://www.t3licensing.com/video/home/ncaa.do>.

2017 Media Coverage

There will be no shortage of ways to follow the Sun Devils throughout the 2017 campaign as a record 43 of ASU's 55 total games this season will be broadcast on television or via live stream. Every single one of the Sun Devils' 33 home games will be available to fans via the Pac-12 Networks or the Pac-12 Live Stream online and a total of 17 games overall are scheduled to be televised live through the Pac-12 Networks.

The Sun Devil Sports Radio Network is scheduled to broadcast 35 Sun Devil Baseball games this season between NBC Sports Radio AM 1060 and 100.7 KSLXHD. Fans can listen to the broadcasts on the radio or via the TuneIn app on thesundevils.com. Links to the streaming audio can be found on the online baseball schedule.

Tim Healey is set to serve his 19th season as the "Voice of the Sun Devils" on baseball broadcasts and will be joined for the second-straight season by color analyst Max Rositer, who was an all-conference catcher for the Devils from 2012-13.

Head Coach Tracy Smith's weekly radio show, "Dugout Chatter," will debut on March 29 on NBC Sports Radio AM 1060. The 30-minute show will run each Wednesday at 8 p.m. for nine weeks and is hosted by the Tim Healey.

2017 Sun Devil Baseball

GAME NOTES/ROSTERS

TEMPE -- The Sun Devil baseball team continues a lengthy homestand with a three-game series against Long Beach State at Phoenix Municipal Stadium this weekend, carrying on a streak of 11 home games in an 18-day span in the month of March. The Devils have not played 11 games in the month before March 20 since the 2013 season. The series will get underway Friday, March 19 at 6:30 p.m. MT with Saturday's tilt set for a 3 p.m. AZT first pitch and Sunday's at 2 p.m. AZT.

Follow the Action

- Fans will be able to view the first game in the series via the Pac-12 Network Live Stream, available for free at <http://pac-12.com/live/arizona-state-university>.
- Saturday and Sunday's contests will both be broadcast live on the Pac-12 Networks. Check with you local provider for listings.
- Fans located outside of Arizona are reminded that Daylight Savings Time begins on Sunday, March 12. While this does not affect Arizona locals, Arizona will move from Mountain Time to Pacific time for Sunday's contest, affecting TV times for the broadcast.
- Fans are also encouraged to follow along on Twitter (@ASU_Baseball) for live updates throughout the weekend.

Scouting the Dirtbags

- The Dirtbags picked up a huge series win on the road at No. 7 North Carolina. Long Beach State won the first two games of the series with a solid pitching effort, allowing just three runs on 10 hits combined in the first two contests.
- Sophomore 2B Jarren Duran (.348) and Junior 3B Ramsey Romano (.371) have been the top two hitters for Long Beach State this season, and hit 1-2 in the lineup every game at North Carolina.
- Duran is on a five-game hitting streak and has at least one hit in nine of his last 10 games. He is also 6/7 in stolen base attempts. During the Fordham series, he either set or matched his career highs in hits (3), runs (4) and RBIs (4) in a game.
- Romano has played his way into the starting gig at third base, and is currently on a six-game hitting streak. he recorded a double and an RBI in all three games at UNC.
- All-American and former USA National Member Darren McCaughan (1-1, 3.79 ERA) is set to pick up the start on Friday against the Devils.

Devils vs. LBSU/Big West

- ASU and the Dirtbags are no strangers, meeting over 50 times in history with the Devils dominating the overall series, 41-13.
- This will be the third consecutive season featuring a series between the two programs and the sixth time in seven years that it has happened, though the two teams did play a single game in 2014 in the lone season that didn't feature a series in that stretch.
- Long Beach State won last year's series vs. Arizona State at Blair Field, winning the final two games after dropping the opener.
- The Devils have habitually had an exceptional track record against the Big West, holding a 213-99 all-time record against opponents currently in the conference and not having a losing record against any of the nine teams in the league.

Eli's Coming

- Eli Lingos, who earned first team Pac-12 All-Academic honors in 2016, has quickly solidified himself as the team's ace this season after entering the year as the Friday Night Starter
- Lingos has opened the 2017 season with a bang, going 3-0 with three quality starts in his first three appearances of the season. Among those wins (currently ranked second nationally) are an upset over unanimous No. 1 TCU and a career-best 7.2 IP outing against LMU in which he allowed no runs.

NUMERICAL QUICK ROSTER

No.	Name	Pos.	B/T	Cl.
3	Chaz Montoya	LHP	L/L	Fr.
4	Andrew Snow	IF	R/R	Jr.
5	Ryan Lillard	OF	L/R	Jr.
6	Zach Dixon	LHP	L/L	So.
7	Eder Erives	RHP	R/R	Sr.
8	Alec Marsh	RHP	R/R	Fr.
9	Sam Ferri	C	R/R	Fr.
10	Jeremy McQuin	IF	S/R	So.
11	Connor Higgins	LHP	R/L	So.
12	Gage Canning	OF	L/R	So.
14	Jake Godfrey	RHP	R/R	Jr.
15	Eli Lingos	LHP	L/L	Jr.
16	Andrew Shaps	OF	L/L	Jr.
17	Ryan Hingst	RHP	R/R	Jr.
18	Reagan Todd	LHP	L/L	RS So.
19	Jackson Willeford	IF	L/R	RS Sr.
20	Sebastian Zawada	OF	R/R	Sr.
21	Carter Aldrete	IF	R/R	Fr.
22	Fitz Stadler	RHP	R/R	So.
24	Hunter Bishop	OF	L/R	Fr.
25	Tyler Williams	OF	R/R	So.
26	Chris Isbell	RHP	R/R	So.
27	Lyle Lin	C	R/R	Fr.
29	Grant Schneider	RHP	R/R	Jr.
30	Zach Cerbo	C	R/R	Sr.
32	Garvin Alston Jr.	LHP	L/L	So.
37	Myles Denson	OF	R/R	Fr.
38	Tanner West	LHP	L/L	Fr.
39	James Ryan	RHP	R/R	So.
40	Nick Cheema	C	R/R	Fr.
44	Spencer Van Scoyoc	LHP	L/L	Fr.
45	Sean Keating	LHP	L/L	Fr.
47	Taylor Lane	IF	R/R	Jr.
48	Zane Strand	RHP	R/R	Fr.

ALPHABETICAL QUICK ROSTER

No.	Name	Pos.	B/T	Cl.
21	Carter Aldrete	IF	R/R	Fr.
32	Garvin Alston Jr.	LHP	L/L	So.
24	Hunter Bishop	OF	L/R	Fr.
12	Gage Canning	OF	L/R	So.
30	Zach Cerbo	C	R/R	Sr.
40	Nick Cheema	C	R/R	Fr.
37	Myles Denson	OF	R/R	Fr.
6	Zach Dixon	LHP	L/L	So.
7	Eder Erives	RHP	R/R	Sr.
9	Sam Ferri	C	R/R	Fr.
14	Jake Godfrey	RHP	R/R	Jr.
11	Connor Higgins	LHP	R/L	So.
17	Ryan Hingst	RHP	R/R	Jr.
26	Chris Isbell	RHP	R/R	So.
45	Sean Keating	LHP	L/L	Fr.
47	Taylor Lane	IF	R/R	Jr.
5	Ryan Lillard	OF	L/R	Jr.
27	Lyle Lin	C	R/R	Fr.
15	Eli Lingos	LHP	L/L	Jr.
8	Alec Marsh	RHP	R/R	Fr.
10	Jeremy McQuin	IF	S/R	So.
3	Chaz Montoya	LHP	L/L	Fr.
39	James Ryan	RHP	R/R	So.
29	Grant Schneider	RHP	R/R	Jr.
16	Andrew Shaps	OF	L/L	Jr.
4	Andrew Snow	IF	R/R	Jr.
22	Fitz Stadler	RHP	R/R	So.
48	Zane Strand	RHP	R/R	Fr.
18	Reagan Todd	LHP	L/L	RS So.
44	Spencer Van Scoyoc	LHP	L/L	Fr.
38	Tanner West	LHP	L/L	Fr.
19	Jackson Willeford	IF	L/R	RS Sr.
25	Tyler Williams	OF	R/R	So.
20	Sebastian Zawada	OF	R/R	Sr.

2017 Sun Devil Baseball

GAME NOTES

- Lingos has gone over 6.0 IP in each of his appearances this season after never having consecutive games over 6.0 IP in his career prior to this season.
- The junior lefty has allowed no earned runs in two of his three starts this season, something he had done in a start just once in his career prior.
- His three wins this season match his 2016 total while he has issued no walks in two of three starts this season, something he had accomplished in just two starts prior to 2017.
- Lingos is currently sixth in the Pac-12 with a 0.89 ERA.

Mr. Friday Night

- Lingos is the sixth pitcher since 2014 to assume the Friday Night role, joining Ryan Burr, Brett Lilek, Seth Martinez, Ryan Kellogg and Hever Bueno.
- ASU used four pitchers in the Friday night role in six seasons between 2008 and 2013 with Mike Leake ('08, '09), Seth Blair ('10), Brady Rodgers ('11, '12) and Trevor Williams ('13).
- Lingos joins a long and illustrious line of Mr. Friday Night's at ASU that includes nine Major Leaguers and numerous ASU Hall of Famers, including Eddie Bane, Floyd Bannister, Kendall Carter, Mike Espósito, Larry Gura, Gary Gentry, Mike Leake, Trevor Williams and Brady Rodgers.

Lin-Sanity

- True freshman Lyle Lin continues to be the highlight of a young freshmen class, leading the Pac-12 Conference with 22 hits this season.
- Lin has had three or more hits in three games on the year while registering multiple hits in nine of 13 games on the season overall. No other Sun Devil has more than three such games.
- Through 13 games in 2016, no other Sun Devil had more than six multi-hit games and only one freshman (Gage Canning) had a single multi-hit game to that point.
- Lin has started every game this season, one of just three players to do so - batting .435 with a team-leading 12 RBI in the process, ranking 11th and 6th in the Pac-12 Conference in those categories, respectively.

Re-LYLE-able

- Lyle Lin has an approach at the plate that is tough to find in many freshmen. The youngster leads the team's starters with a .476 average this season with two outs on the board on 10-of-21 hitting. No other Devil has more than six 2-out hits.
- Lin leads the team with six two-out RBIs and also holds a team-leading 11 hits with runners in scoring position on 21 at bats (.524), five more than the next closest Devil.
- Lin is the only Sun Devil to reach base in each of ASU's 13 games this season.

Clutch Hitting

- The Sun Devils have lived and died by their clutch hitting this season, currently batting 25-of-77 (.325) with runners in scoring position in the team's wins but struggling to plate runners in the team's losses at just 16-of-65 (.246).

- The ASU offense has accounted for 26 two-out RBIs out of the team's 60 total RBIs in the first seven games this year (43.3 percent).
- On the flip side, ASU has struggled defensively to get out of some innings, allowing 35 two-out RBIs of the 79 total by the opposition this season while allowing opponents to bat .320 (49-of-153) with two outs.

12-Gage

- Gage Canning holds the Devils longest hitting streak this season at seven games. Canning had a team-best 13-game hitting streak as a freshman in 2016.
- Canning has spent time at the leadoff spot and turning the order back around in the nine-hole this year and done exactly what's expected of him in that role, stealing two bases, leading the team with 11 runs scored and laying down two sacrifice bunts.
- Canning also leads the Devils with four doubles and two triples this season.

Shaps Blasts

- After missing the first five games of the season to suspension, junior Andrew Shaps has reached base in all eight of his appearances this season.
- The outfielder enters the weekend with a team-leading five game hitting streak while batting .281 on the season.
- Despite missing five games, Shaps leads the Devils with five walks this season.

Freshmen Frenzy

- There were plenty of fresh faces on the diamond during the first couple games of the season for the Sun Devils. Ten true freshmen made their Sun Devil debuts, including six who made their first career starts (Sam Ferri, Carter Aldrete, Lyle Lin, Hunter Bishop, Myles Denson and Spencer Van Scoyoc).
- Chaz Montoya also received his first action in a closing role, responding with his first career save in his debut.
- Additionally, three junior college transfers made their debuts as Sun Devils in RHP Jake Godfrey, INF Jackson Willeford and INF Taylor Lane. Godfrey earned his first victory in his first appearance in the second game against Northwestern, not allowing a run in three innings pitched in the team's walk-off victory.

Small Ball

- The Devils have done the majority of their damage by manufacturing runs this season. Despite having the third-fewest extra base hits in the conference this year (25) entering the Fullerton contests, the Devils sat third in total hits (110).
- The Devils were third in the conference with 85 singles entering the Fullerton contests as well fourth in stolen bases (10), third in sacrifice flies (5) and have advanced runners a solid .471 percent of the time (99-of-210 opportunities).

Getting Their Bearings

- The Devils have scored 53 of their 65 runs (81.5 percent) in

innings four through nine this season.

- The 12 total runs in the first three innings of games were greatly enhanced by scoring six in two games against Fullerton, doubling ASU's season tally of runs in the early innings of games entering those contests.

Not Wasting Time

- Freshman Spencer Van Scoyoc became the first Sun Devil freshman to start a game in the Opening Weekend since Adam McCreery against Western Michigan in 2012.
- Van Scoyoc pitched a gem in his start against #1 TCU, going 6.0 innings with four strikeouts and no earned runs allowed in his first career quality start.
- Van Scoyoc currently sits eighth in the Pac-12 with a 1.35 ERA, good for third among all Pac-12 freshmen hurlers.
- Van Scoyoc was selected in the 19th round of the MLB Draft by the Toronto Blue Jays but elected to attend ASU instead.
- He was rated the #1 LHP and #1 overall player in Iowa and the #8 overall LHP in the nation.

Baseball's in Their Blood

- There are eight Sun Devils on the 2017 squad who have a history of baseball in their family: Ryan Hingst (father, David, UT El Paso), Andrew Snow (cousin, Dustin Pedroia, Boston Red Sox), Garvin Alston Jr. (father, Garvin, MiLB), Eli Lingos (brother, Angelos, UC Riverside), Jackson Willeford (brother, Guy, Palomar JC; brother, Alex, Palomar JC/SDSU), Hunter Bishop (brother, Braden, Seattle Mariners), Fitz Stadler (Brothers Sullivan and Walker, Indiana), Carter Aldrete (father, Rich, MiLB; uncle, Mike, New York Yankees).

Keeping It Interesting

- The Devils had a knack for success in close games last season and that continued on Opening Weekend. The Sun Devils scored the winning run in the eighth inning or later twice against Northwestern, including one walk-off win.
- Since 2016, the Devils are 6-1 in extra-inning games, with five walk-off wins (1 this season) and are 14-2 (2-1 this year) in one-run games including 5-1 in Pac-12 play. ASU has driven in the game-winning run in the eighth inning or later 12 times (twice this year).
- Arizona State has notched eighth wins since 2016 when trailing after six innings (twice this season).

#OccupyPHXMuni

- ASU drew more than 78,000 fans last season, finishing in the top 30 nationally in total attendance and attendance per game.
- ASU ranked 13th in total attendance and was the only school west of Texas to draw more than 100,000 fans in 2015, and ranked 18th in average attendance with 3,082 fans per game. ASU's 107,010 fans were the program's most since 2010 and ranked as the fourth-highest regular-season attendance since 1988.
- ASU moved back to Phoenix Municipal Stadium in 2015 after

playing 40 seasons at Packard Stadium from 1974-2014, winning their first contest in the team's on a walk-off home run in extra inning against No. 5 Oklahoma State on Feb. 13, 2015.

- The Devils played 137 games at Muni from 1964-74, and went 111-26 at the stadium, including 17-6 against Arizona. ASU's first game at Muni was April 10, 1964, and was a 5-3 win over Arizona. ASU's last game at Muni was March 18, 1974, and was 9-6 win over Colorado. ASU won District 7 titles in 1965 and 1967 at Muni before going on to win National Championships in Omaha.
- Former Sun Devil and eventual Major League Baseball Hall of Famer Reggie Jackson was the first college player to hit a home run at Muni.

Erives On Fire

- Sun Devil Baseball senior RHP Eder Erives has been named to the preseason watch list for the National Collegiate Baseball Writers Association Stopper of the Year Award, given to the top relief pitcher in NCAA Division I baseball, members of the association announced Monday.
- Erives is the first Sun Devil to be named to the preseason watch list for the award since Ryan Burr in 2014.
- Erives, a Pac-12 All-Conference Honorable Mention in 2016, notched a 6-2 record with a 2.95 ERA last season. His 10 saves trailed only Oregon State's Max Englebrekt, whose 11 saves top the list of returning relievers in in the Pac-12.
- Last season, Erives struck out 73 batters and walked 36 in 76.1 innings. The 76.1 innings pitched rank fourth among the 55 players named to the watch list while his 73 strikeouts are good for seventh. Erives held opponent batting average to .192, a career-low for the right-handed pitcher. He made 23 appearances with three starts and finished fourth in the conference in saves.
- Erives holds a 3.00 career ERA and a 9-4 record overall with 61 total appearances, three starts and 11 saves over 129 innings.

2017 Sun Devil Baseball

GAME NOTES/TROPHY CASE

HOME RUN TRACKER

Player	Gm #	Date	Opponent	On Base	Inning	Outs	Count	Score	Final
Williams, T.	4	Feb. 21	Oklahoma State	0	7	0	3-1	0-11	L, 4-18
Aldrete, C.	4	Feb. 21	Oklahoma State	0	8	0	1-0	1-13	L, 4-18
Williams, T.	5	Feb. 24	@ #1 TCU	0	5	0	2-1	0-1	W, 13-9
Aldrete, C.	11	Mar. 5	LMU	0	2	0	3-1	1-0	L, 5-8
Shaps, C.	11	Mar. 5	LMU	0	5	1	1-0	2-6	L, 5-8

GAME-WINNING RBIs

Player	Gm #	Date	Opponent	Season #	Inning	Outs	Count	Result	Final
Lin, L.	1	Feb. 17	Northwestern	1	B4	2	0-2	2RBI 2B	W, 3-1
Zawada, S.	2	Feb. 17	Northwestern	1	B9	2	0-0	1RBI 1B	W, 4-3
McCuin	3	Feb. 19	Northwestern	1	B8	1	0-0	2RBI 2B	W, 6-2
Aldrete, C.	5	Feb. 24	@ #1 TCU	1	T9	1	1-2	2RBI 2B	W, 13-9
Lillard	8	Feb. 28	New Mexico State	1	B5	1	3-2	RBI SF	W, 12-5
Shaps	9	Mar. 3	LMU	1	B6	1	0-1	RBI 1B	W, 2-1

SERIES STATS

Hitting	W-L	Avg	R	H	2B	3B	HR	RBI	BB	SO
Northwestern	3-0	.301	13	31	8	1	0	13	8	20
TCU	1-2	.282	19	31	2	0	1	17	14	31
LMU	1-2	.238	9	24	4	2	2	8	4	22
CSUF	0-2	.246	8	17	3	0	0	8	5	16

Pitching	W-L	ERA	H	R	ER	BB	SO	SV	SCORE
Northwestern	3-0	1.00	10	6	3	12	24	1	13-6
TCU	1-2	7.56	24	22	21	22	28	0	19-22
LMU	1-2	3.67	28	12	11	10	24	1	9-12
CSUF	0-2	9.00	29	23	18	12	15	0	8-23

SAVES

No.	Date	Opponent	Pitcher (Save #)	IP (H, R-ER, BB, K)
1	2/17	Northwestern	Chaz Montoya (1)	0.2 (0, 0-0, 1, 2)
2	3/3	LMU	Reagan Todd (1)	0.2 (1, 0-0, 0, 0)

QUALITY STARTS

No.	Date	Opponent	Pitcher (QS #)	IP (H, R-ER, BB, K)
1	2/17	Northwestern	Eli Lingos (1)	6.2 (3, 0-0, 0, 6)
2	2/24	@ #1 TCU	Eli Lingos (2)	6.0 (2, 2-2, 3, 8)
3	2/26	@ #1 TCU	Spencer Van Scoyoc	6.0 (2, 1-0, 5, 4)
4	3/3	LMU	Eli Lingos (3)	7/2 (5, 1-0, 0, 6)

2017 TROPHY CASE

Top Prospects (Perfect Game)

Andrew Shaps No. 20 (2017)
Connor Higgins No. 12 (2018)
Fitz Stadler No. 11 (2019)
Hunter Bishop No. 4 (2020)

MLB Draft Prospect (Perfect Game)

Hunter Bishop No. 28 (2019)
Connor Higgins No. 35 (2018)

Top Prospects - Pac-12 (D1Baseball.com)

Andrew Shaps No. 23 (2017)
Connor Higgins No. 33 (2017)
Gage Canning No. 19 (2018)
Tyler Williams No. 29 (2018)
Fitz Stadler No. 40 (2018)

Impact Freshman - Pac-12 (D1Baseball.com)

Hunter Bishop No. 8
Sam Ferri No. 9
Spencer Van Scoyoc No. 26
Chaz Montoya No. 30
Zane Strand No. 35
Lyle Lin No. 37

Top 10 Newcomers - Pac-12 (Baseball Amer.)

Hunter Bishop No. 3

NCBWA Stopper of the Year Watch List

Eder Erives

Johnny Bench Award Watch List

Sam Ferri

2016 TROPHY CASE

Collegiate Baseball Louisville Slugger All-America

Seth Martinez, Second Team
David Green, Third Team
Colby Woodmansee, Third Team

Pac-12 All-Academic

Eli Lingos, First Team
Chris Beall, Second Team
Ryan Hingst, Second Team
Jordan Aboites, HM
Hever Bueno, HM
Grant Schneider, HM
Brian Serven, HM
Reagan Todd, HM
Colby Woodmansee, HM

Pac-12 All-Conference

David Greer
Seth Martinez
Brian Serven
Colby Woodmansee
Gage Canning, HM
Eder Erives, HM
Andrew Shaps, HM
Jordan Aboites, HM
Jordan Aboites, All-Defense

Fort Worth All-Region

Andrew Shaps

COLLEGIATE BASEBALL MAGAZINE TOP 25

Rank	Team	Prev.
1	Texas Christian (10-1)	1
2	Florida (10-2)	2
3	Oregon St. (10-1)	4
4	Arizona (10-1)	5
5	Louisville (11-0)	6
6	Louisiana St. (9-3)	3
7	Virginia (11-1)	8
8	Florida St. (9-2)	10
9	St. John's (10-1)	16
10	Baylor (11-1)	17
11	Texas A&M (9-3)	11
12	Texas Tech. (11-2)	12
13	Oklahoma (13-1)	18
14	North Carolina (9-3)	7
15	Clemson (8-3)	22
16	Dallas Baptist (8-3)	23
17	Stanford (9-3)	25
18	South Carolina (7-5)	13
19	Michigan (9-3)	—
20	East Carolina (8-3)	—
21	Vanderbilt (7-5)	14
22	Cal. St. Fullerton (5-4)	15
23	Coastal Carolina (9-5)	—
24	Florida Gulf Coast (10-2)	—
25	Tennessee (9-1)	—

D1 BASEBALL TOP 25

Rank	Team	Prev.
1	TCU	1
2	Florida	2
3	Florida State	3
4	Oregon State	7
5	Louisville	9
6	Texas Tech	10
7	LSU	4
8	South Carolina	5
9	Arizona	14
10	Virginia	13
11	Cal State Fullerton	12
12	Stanford	19
13	North Carolina	8
14	Clemson	20
15	UL Lafayette	16
16	Ole Miss	11
17	Texas A&M	15
18	East Carolina	18
19	St. John's	22
20	NC State	6
21	Coastal Carolina	23
22	Baylor	NR
23	Houston	25
24	Michigan	NR
25	Vanderbilt	17

USA TODAY COACHES' TOP 25

Rank	Team	Prev.
1	TCU (30)	1
2	Florida (1)	2
3	Florida State	5
4	Oregon State	7
5	Louisville	8
6	Arizona	15
7	LSU	3
8	Virginia	18
9	Texas Tech	19
10	North Carolina	13
11	Clemson	12
12	Texas A&M	20
13	South Carolina	4
14	Stanford	21
15	Baylor	NR
16	St. John's	NR
17-T	Cal State Fullerton	11
17-T	East Carolina	10
20	Mississippi	24
21	Louisiana Lafayette	16
22	Coastal Carolina	9
23	Georgia Tech	NR
24-T	Louisiana Tech	NR
24-T	Vanderbilt	6

BASEBALL AMERICA TOP 25

Rank	Team	Prev.
1	TCU	1
2	Florida State	2
3	Florida	3
4	Louisville	6
5	Oregon State	8
6	LSU	4
7	Cal State Fullerton	7
8	East Carolina	9
9	Clemson	15
10	South Carolina	5
11	Arizona	19
12	Washington	11
13	Virginia	12
14	Texas Tech	21
15	Louisiana-Lafayette	16
16	Stanford	22
17	North Carolina	13
18	Coastal Carolina	18
19	Georgia Tech	17
20	North Carolina State	10
21	Mississippi	20
22	St. John's	NR
23	Oklahoma State	24
24	Baylor	NR
25	Texas A&M	25

NCBWA TOP 25

Rank	Team	Points
1	TCU	1
2	Florida	2
3	Florida State	5
4	Louisville	6
5	Oregon State	4
6	Arizona	9
7	LSU	3
8	South Carolina	7
9	Texas Tech	11
10	Clemson	17
11	Virginia	10
12	Texas A&M	12
13	Stanford	16
14	Cal State Fullerton	4
15	North Carolina	8
16	Georgia Tech	19
17	Louisiana	NR
18	Ole Miss	13
19	East Carolina	NE
20	St. John's	18
21	Coastal Carolina	21
22	NC State	NR
23	Baylor	NR
24	Houston	22
25	Louisiana Tech	NR

IN THE RANKINGS

Week	BA	CB	WA	D1	USA
PRE	NR	25	35	NR	NR
1	NR	19	NR	NR	NR
2	NR	27	NR	NR	NR
3	NR	NR	NR	NR	NR

BA: Baseball America
 CB: Collegiate Baseball
 WA: National Collegiate Baseball Writer's Association
 D1: D1Baseball.com
 USA: USA Today Coaches Poll

2017 Sun Devil Baseball

#SUNDEVILPRIDE

Regular Season Success (entering 2017 season)

- ASU has the highest winning percentage among all Pac-12 schools and the fourth-highest winning percentage among all NCAA schools at .708 (2,524-1,037-4) behind Texas (.728), Florida State (.729) and Miami (FL) (.710). ASU only includes its modern era (1959-present) in its record books, while the NCAA record book goes back to 1907.
- ASU's 2,524 wins in the modern era are tied for 23rd among all NCAA schools, but its 58 seasons are 11 fewer than the next closest team in the top 25 (Florida State at 69). 21 of those top 25 teams have over 100 years to their credit.
- ASU has finished the season nationally ranked in 45 seasons, including 27 times in the top 10, 22 in the top 5 and five No. 1
- ASU has notched 54 consecutive 30-win seasons, which is the most in the NCAA, and have won at least 30 games in 56 of the program's 58-year history in the modern era. The streak started with the 1963 season when ASU went 34-13. Florida State is second with 51 consecutive.
- ASU has 30 40-win seasons, 18 50-win seasons and four 60-win seasons

Postseason Success

- 39 NCAA postseason appearances, sixth most in NCAA history, 32 NCAA Regional appearances and 19 Regional titles
- 22 CWS appearances are third in NCAA history (Texas, Miami (FL))
- 61 CWS wins are both the third-most in NCAA history (Texas, USC)
- 10 CWS final appearances, third most in NCAA history behind USC and Texas (five National Championships, five runner-ups)

Pacing The Pac-12 In All-Conference Selections

ASU leads the Pac-12 with 34 First Team All-Conference selections since 2010

A Tradition Of USA Collegiate Baseball

ASU has had 19 players on the USA Baseball Collegiate National Team since 1984, which is the fifth most among all NCAA schools behind Stanford (29), Cal State Fullerton (21), Miami (21) and Georgia Tech (20). A Sun Devil has been represented on the Collegiate National Team in 14 different seasons, which is fourth most behind Stanford (21), Cal State Fullerton (18) and Miami (17). Sun Devils Ryan Burr and Dustin Pedroia are the only two Devils to make the team in two separate seasons.

Alone At The Top

ASU's 11 College Baseball Hall of Famers are the most from any single school in college baseball.

ASU's National College Baseball Hall of Famers

Joe Arnold (ASU: 1968; HOF: 2015)
Sal Bando (ASU: 194-65 HOF: 2013)
Eddie Bane (ASU: 1971-73; HOF: 2008)
Floyd Bannister (ASU: 1974-76; HOF: 2008)
Alan Bannister (ASU: 1970-72; HOF: 2010)
Jim Brock (ASU: 1972-94; HOF: 2007)
Bob Horner (ASU: 1976-78; HOF: 2006)
Mike Kelly (ASU: 1989-91; HOF 2015)
Oddibe McDowell (ASU: 1983-84; HOF: 2011)
Rick Monday (ASU: 1965; HOF: 2016)
Bobby Winkles (ASU: 1959-71; HOF: 2006)

National College Baseball Hall of Famers by School

Arizona State - 11
Texas - 10
Wichita State - 5
Louisiana State - 4
Miami - 4
Michigan - 4
Oklahoma State - 4
USC - 4

Success Against The Pac-12 Since 2000

- ASU is 15-2 in series' against Washington State with 5 sweeps (losing series in '10 and '13)
- ASU is 12-5 in series' against UCLA with 3 sweeps
- ASU is 11-6 in series' against USC with 3 sweeps
- ASU is 12-5 in series' against Cal with 5 sweeps
- ASU is 11-6 in series' against Washington with 5 sweeps
- ASU is 12-5 in series' (with 2 sweeps) against UA
- ASU is 10-7 in series' (with 4 sweeps) against Oregon State
- ASU is 7-1 in series' (with 2 sweeps) against Oregon
- ASU is 4-1 in series' (three sweeps) against Utah

The only school in the league with an advantage over ASU since 2000 is Stanford. The Devils are 8-9 in series vs. the Cardinal in that span (ASU: 5 sweeps / Stanford: 1)

ASU has played 149 Pac-10/12 conference series since 2000 and has won or swept 102 of those series (including 37 sweeps), which equates to 69 percent. Conversely, ASU has only been swept 4 times in that span (by Oregon State in '11 and '16, and by Stanford and Oregon in '12).

All-Time Records*

All-time record: 2,530-1,044-4
All-time conference: 831-488
Ranked opponents (Since 2010): 71-62
24 wins over top-10 teams, including two road series wins over top-5 teams
Season openers: 46-12-1
Doubleheaders: 490-143
Conference openers: 29-25 all-time
(1-4 in Pac-12, 17-14 in Pac-10 10-7 in WAC)
Postseason: 169-78
Regionals/Supers: 84-30/11-7
College World Series: 61-38

**44 victories, Pac-10 championship, postseason appearance and College World Series berth in 2007 later vacated due to NCAA sanctions. Records do not reflect vacations.*

Feeling the Draft

12 members of the 2017 squad have had their name called during the MLB draft, including five who were selected out of high school in the 2016 draft.

Player	Round	Team	Year
Jackson Willeford	12th	Royals	2012
Ryan Lillard	30th	Royals	2014
Jake Godfrey	21st	Braves	2014
Taylor Lane	40th	Brewers	2014
Tyler Williams	26th	Twins	2015
Fitz Stadler	32nd	Cubs	2015
Garvin Alston Jr.	37th	White Sox	2015
Lyle Lin	16th	Mariners	2016
Spencer Van Scoyoc	19th	Blue Jays	2016
Hunter Bishop	24th	Padres	2016
Carter Aldrete	37th	Red Sox	2016
Sam Ferri	38th	Yankees	2016

MLB Devils: Spring Training Edition

A total of 17 Sun Devils will take part in Major League Baseball Spring Training this March, including 9 in the Grapefruit League and 8 in the Cactus League.

Jake Barrett -- Arizona Diamondbacks, RHP
 Tuffy Gosewisch -- Seattle Mariners, C
 Dustin Pedroia -- Boston Red Sox, INF
 Deven Marrero -- Boston Red Sox, INF
 Jason Kipnis -- Cleveland Indians, INF
 Ian Kinsler -- Detroit Tigers, INF
 Andrew Romine, Detroit Tigers, INF
 Brady Rodgers, Houston Astros, RHP
 Andrew Aplin, Houston Astros, OF
 Kole Calhoun -- Los Angeles Angels of Anaheim, OF
 Andre Ethier -- Los Angeles Dodgers, OF
 Austin Barnes, Los Angeles Dodgers, C
 Eric Sogard, Milwaukee Brewers, INF
 Xorge Carrillo -- New York Mets, C
 Trevor Williams, Pittsburgh Pirates, RHP
 Mike Leake -- St. Louis Cardinals, RHP
 Tony Barnette -- Texas Rangers, RHP

From One Big Screen to the Next

Four Sun Devils for Life will represent their countries in the 2017 World Baseball Classic, including **Xorge Carrillo** (2010-11) playing for his home country, Mexico; **Drew Maggi** (2009) representing team Italy; **Ike Davis** (2006-07) taking the field for team Israel; and **Ian Kinsler** (2002) donning red, white and blue for team USA.

Today's Devils Are Tomorrow's Major Leaguers

- Most players taken in the MLB Draft since 2010 (55)
- ASU's 108 Major Leaguers since 1959 are the most in the nation
- The first-ever player drafted by the MLB was Sun Devil alum Rick Monday
- ASU is the only school at any level to have multiple No. 1 overall picks in June MLB Draft history
- Most unique first round players taken in the June MLB Draft with 20 - (excludes compensation picks and re-draftees)
- Most players drafted in a single year (15 in 2008)
- 414 MLB Draft Picks, more than any other school in the country.

Movin' On Up

As has become commonplace at Arizona State, five Sun Devils heard their names called in the MLB Draft following the 2016 season. The Sun Devils have had five or more players drafted in 46 of the 52 MLB Drafts held since 1956 and five or more players have gotten the call in 13 of the last 14 seasons.

2016 Sun Devil MLB Draftees

Brian Serven, 5th round, Rockies
 Colby Woodmansee, 10th round, Mets
 Hever Bueno, 9th round, Rangers
 David Greer, 10th round, Mariners
 Seth Martinez, 17th round, Athletics

Keeping the Tradition Alive

- Four Sun Devils made their debuts in the MLB during the 2016 season, bringing ASU's total to 108 all-time - the most among all NCAA schools since 1959. Jake Barrett (Diamondbacks) and Tony Barnette (Rangers) each saw their first Big League action in the opening month of the MLB season last year while Brady Rodgers (Astros) and Trevor Williams (Pirates) bookended things, appearing in the final month of the season.
- The Sun Devils have now had at least one major league player on their varsity roster each year from 1961 through 2013, which is the longest current streak in the nation. Thirty-three ASU baseball players have made their MLB debuts since 2002.

2016 Sun Devil MLB Debuts

Jake Barrett - Diamondbacks - April 5, 2016
 Tony Barnette - Rangers - April 6, 2016
 Brady Rodgers - Astros - Sept. 3, 2016
 Trevor Williams - Pirates - Sept. 8 2016

#MLBU

2017 Sun Devil Baseball

ROSTER

PITCHERS (18)

No.	Name	YR	B/T	HT	WT	Hometown (High School/Last School)
32	Garvin Alston, Jr.	So.	L/L	6'4"	190	Phoenix, Ariz. (Mountain Pointe)
6	Zach Dixon	So.	L/L	6'0"	184	Las Vegas, Nev. (Centennial)
7	Eder Erives	Sr.	R/R	6'0"	165	El Paso, Texas (Montwood)
14	Jake Godfrey	Jr.	R/R	6'3"	230	New Lenox, Ill. (Providence Catholic/LSU/NW Florida St.)
11	Connor Higgins	So.	R/L	6'5"	240	Orefield, Pa. (Parkland)
17	Ryan Hingst	Jr.	R/R	6'4"	191	El Paso, Texas (Franklin)
26	Chris Isbell	So.	R/R	6'0"	195	Scottsdale, Ariz. (Horizon)
45	Sean Keating	Fr.	L/L	6'3"	205	Salt Lake City, Utah (Bingham)
15	Eli Lingos	Jr.	L/L	6'0"	200	Temecula, Calif. (Great Oak)
8	Alec Marsh	Fr.	R/R	6'2"	215	Milwaukee, Wis. (Ronald Reagan)
3	Chaz Montoya	Fr.	L/L	6'0"	160	Glendale, Ariz. (Centennial)
39	James Ryan	So.	R/R	6'2"	185	Huntington Beach, Calif. (Marina)
29	Grant Schneider	Jr.	R/R	6'3"	210	Austin, Texas (Lake Travis)
22	Fitz Stadler	So.	R/R	6'9"	235	Glenbrook, Ill. (Glenbrook South)
48	Zane Strand	Fr.	R/R	6'5"	220	Chandler, Ariz. (Hamilton)
18	Reagan Todd	R-So.	L/L	6'3"	220	Centennial, Colo. (Regis Jesuit)
44	Spencer Van Scoyoc	Fr.	L/L	6'4"	205	Cedar Rapids, Iowa (Jefferson)
38	Tanner West	Fr.	L/L	6'2"	194	Albuquerque, N.M. (Volcano Vista)

CATCHERS (4)

30	Zach Cerbo	Sr.	R/R	5'10"	190	Montville, N.J. (Bergen Catholic)
40	Nick Cheema	Fr.	R/R	5'11"	200	Weatherford, Texas (Aledo)
9	Sam Ferri	Fr.	R/R	5'11"	190	Norridge, Ill. (Notre Dame College Prep)
27	Lyle Lin	Fr.	R/R	6'1"	200	Taipei, Taiwan (JSerra Catholic)

INFELDERS (6)

21	Carter Aldrete	Fr.	R/R	6'2"	200	Monterey, Calif. (Monterey)
47	Taylor Lane	Jr.	R/R	6'4"	205	Chesapeake, Va. (IMG/Florida/NW Florida St.)
10	Jeremy McCuin	So.	S/R	6'1"	192	Gilbert, Ariz. (Perry)
4	Andrew Snow	Jr.	R/R	6'1"	185	Woodland, Calif. (Jesuit)
19	Jackson Willeford	R-Sr.	L/R	5'9"	185	Ramona, Calif. (Ramona/UA/Cypress)
20	Sebastian Zawada	Sr.	R/R	5'10"	202	Tucson, Ariz. (Mesa/South Mountain CC)

OUTFIELDERS (6)

24	Hunter Bishop	Fr.	L/R	6'5"	210	Palo Alto, Calif. (Serra)
12	Gage Canning	So.	L/R	5'11"	178	Ramona, Calif. (Ramona)
37	Myles Denson	Fr.	R/R	6'2"	180	Las Vegas, Nev. (Bishop Gorman)
5	Ryan Lillard	Jr.	L/R	6'1"	200	Urbandale, Iowa (Urbandale)
16	Andrew Shaps	Jr.	L/L	6'1"	195	Paradise Valley, Ariz. (Chaparral)
25	Tyler Williams	So.	R/R	6'3"	225	Peoria, Ariz. (Raymond S. Kellis)

- 13** **Head Coach:** Tracy Smith
2 **Assistant Coach/Recruiting Coordinator:** Ben Greenspan
31 **Assistant Coach:** Fred Nori
23 **Volunteer Assistant Coach:** Michael Earley
 Director of Operations: Brendan Cunningham
 Sports Medicine/Rehabilitation: Jesse Lowman
 Strength and Conditioning: Jason Robbins

2017 Sun Devil Baseball

ROSTERS

NUMERICAL

3	Chaz Montoya	6-0	160	L/L	LHP	Fr.	Glendale, Ariz. (Centennial)
4	Andrew Snow	6-1	185	R/R	INF	Jr.	Woodland, Calif. (Jesuit)
5	Ryan Lillard	6-1	200	L/R	OF/INF	Jr.	Urbandale, Iowa (Urbandale)
6	Zach Dixon	6-0	184	L/L	LHP	So.	Las Vegas, Nev. (Centennial)
7	Eder Erives	6-0	165	R/R	RHP	Sr.	El Paso, Texas (Montwood)
8	Alec Marsh	6-2	215	R/R	RHP	Fr.	Milwaukee, Wis. (Ronald Reagan)
9	Sam Ferri	5-11	190	R/R	C	Fr.	Norridge, Ill. (Notre Dame College Prep)
10	Jeremy McQuin	6-1	192	S/R	IF	So.	Gilbert, Ariz. (Perry)
11	Connor Higgins	6-5	240	R/L	LHP	So.	Orefield, Pa. (Parkland)
12	Gage Canning	5-11	178	L/R	OF	So.	Ramona, Calif. (Ramona)
14	Jake Godfrey	6-3	230	R/R	RHP	Jr.	New Lenox, Ill. (Providence Catholic/LSU/NW Florida St.)
15	Eli Lingos	6-0	200	L/L	LHP	Jr.	Temecula, Calif. (Great Oak)
16	Andrew Shaps	6-1	195	L/L	OF	Jr.	Paradise Valley, Ariz. (Chaparral)
17	Ryan Hingst	6-4	200	R/R	RHP	Jr.	El Paso, Texas (Franklin)
18	Reagan Todd	6-3	220	L/L	LHP/INF	R-So.	Centennial, Colo. (Regis Jesuit)
19	Jackson Willeford	5-9	185	L/R	INF	R-Sr.	Ramona, Calif. (Ramona/UA/Cypress)
20	Sebastian Zawada	5-10	202	R/R	INF/OF	Sr.	Tucson, Ariz. (Mesa/South Mountain CC)
21	Carter Aldrete	6-2	200	R/R	INF	Fr.	Monterey, Calif. (Monterey)
22	Fitz Stadler	6-9	235	R/R	RHP	So.	Glenview, Ill. (Glenbrook South)
24	Hunter Bishop	6-5	210	L/R	OF	Fr.	Palo Alto, Calif. (Serra)
25	Tyler Williams	6-3	225	R/R	OF	So.	Peoria, Ariz. (Raymond S. Kellis)
26	Chris Isbell	6-0	195	R/R	RHP	So.	Scottsdale, Ariz. (Horizon)
27	Lyle Lin	6-1	200	R/R	C/INF	Fr.	Taipei, Taiwan (JSerra Catholic)
29	Grant Schneider	6-3	210	R/R	RHP	Jr.	Austin, Texas (Lake Travis)
30	Zach Cerbo	5-10	190	R/R	C	Sr.	Montville, N.J. (Bergen Catholic)
32	Garvin Alston Jr.	6-4	190	L/L	LHP	So.	Phoenix, Ariz. (Mountain Pointe)
37	Myles Denson	6-2	180	R/R	OF	Fr.	Las Vegas, Nev. (Bishop Gorman)
38	Tanner West	6-2	194	L/L	LHP	Fr.	Albuquerque, N.M. (Volcano Vista)
39	James Ryan	6-2	185	R/R	RHP	So.	Huntington Beach, Calif. (Marina)
40	Nick Cheema	5-11	200	R/R	C	Fr.	Weatherford, Texas (Aledo)
44	Spencer Van Scoyoc	6-4	205	L/L	LHP/INF	Fr.	Cedar Rapids, Iowa (Jefferson)
45	Sean Keating	6-3	205	L/L	LHP	Fr.	Salt Lake City, Utah (Bingham)
47	Taylor Lane	6-4	205	R/R	INF	Jr.	Chesapeake, Va. (IMG/Florida/NW Florida St.)
48	Zane Strand	6-5	220	R/R	RHP	Fr.	Chandler, Ariz. (Hamilton))

PRO-NUN-SEE-AY-SHUNS

Carter Aldrete - AL-dreh-tee
 Garvin Alston Jr. - GAR (like Garfield)-vin ALL (like ALL of the above)-stun
 Zach Cerbo - ser-BO
 Nick Cheema - CHEE-muh
 Eder Erives - eh-DER eh-REE-vez
 Sam Ferri - FAIR-ee
 Ryan Hingst - HEENGst
 Chris Isbell - IZ-bell
 Eli Lingos - leen-GOES
 Jeremy McQuin - mic-CUE-in
 Grant Schneider - SHNEYE-der
 Reagan Todd - RAY-gan
 Spencer Van Scoyoc - Van SCOY
 Sebastian Zawada - zuh-WAH-duh

ALPHABETICAL

No.	Name	Pos.
21	Carter Aldrete	INF
32	Garvin Alston Jr.	LHP
24	Hunter Bishop	OF
12	Gage Canning	OF
30	Zach Cerbo	C
40	Nick Cheema	C
37	Myles Denson	OF
6	Zach Dixon	LHP
7	Eder Erives	RHP
9	Sam Ferri	C
14	Jake Godfrey	RHP
11	Connor Higgins	LHP
17	Ryan Hingst	RHP
26	Chris Isbell	RHP
45	Sean Keating	LHP
47	Taylor Lane	INF
5	Ryan Lillard	INF
27	Lyle Lin	C
15	Eli Lingos	LHP
8	Alec Marsh	RHP
10	Jeremy McQuin	IF
3	Chaz Montoya	LHP
39	James Ryan	RHP
29	Grant Schneider	RHP
16	Andrew Shaps	OF
4	Andrew Snow	INF
22	Fitz Stadler	RHP
48	Zane Strand	RHP
18	Reagan Todd	LHP/INF
44	Spencer Van Scoyoc	LHP/INF
38	Tanner West	LHP
19	Jackson Willeford	INF
25	Tyler Williams	OF
20	Sebastian Zawada	OF

BY POSITION

Catchers	4
Pitchers	18
Infielders	8
Outfielders	7

*Players with multiple position included

BY CLASS

Seniors	4
Juniors	8
Sophomores	10
Freshmen	12

BATTING

Lefties	7
Righties	10
Switch	1

PITCHING

Righties	9
Lefties	9

2017 Sun Devil Baseball

LAST TIME

Hitting Categories

Hit a grand slam.....	Brian Serven, May 4, 2014 at Oklahoma State (L, 14-12)
Hit a walkoff HR.....	Colby Woodmansee, February 13, 2015 vs. Oklahoma State (solo shot in 10th inning)
Led off the game with a HR.....	Kasey Coffman, March 3, 2013 vs Gonzaga (T, 6-6)
Hit for the cycle.....	Travis Buck, March 7, 2003 vs. Southern Utah (W, 19-0)
Hit for the cycle to open the game.....	April 27, 2003 vs. Washington State (HR/2B/1B/3B)
Hit back-to-back HRs.....	Colby Woodmansee and Joey Bielek, May 22, 2015 at USC (1st inning, one-out)
Hit back-to-back-to-back HRs.....	Max Rossiter (3-run), RJ Ybarra and Trevor Allen, May 5, 2013 vs Stan.
Hit two HR in one game.....	Sebastian Zawada, March 6, 2016 vs. Eastern Michigan (W, 8-1)
Hit three HRs in one game.....	Joey DeMichele, May 1, 2011 vs Stanford (TIES ASU RECORD)
Had five hits in one game.....	Johnny Sewald, May 9, 2015 vs UCLA (went 5-for-7)
Had six hits in one game.....	Travis Buck, March 13, 2005 vs Western Illinois (went 6-for-8, 3 RBI)
Had seven hits in one game.....	Jerry Mantlo, February 6, 1972 vs. Michigan
Had three doubles in one game.....	Jake Peevyhouse, March 29, 2014 at No. 15 UCLA
Had four doubles in one game.....	Travis Buck, February 28, 2004 vs. Connecticut (W, 16-5)
Hit two triples in one game.....	Joey DeMichele, May 6, 2011 vs. Long Beach State
Had seven RBI in one game.....	Andy Workman, May 8, 2011 vs. Long Beach State (W, 17-9)
Had eight RBI in one game.....	Kiel Roling, March 17, 2007 vs. Maine
Had nine RBI in one game.....	Jeremy West, April 27, 2003 vs. Washington State
Stole four bases in one game.....	Drew Maggi, April 10, 2010 at Washington St. (TIES ASU RECORD)
Stole home.....	Colby Woodmansee, March 6, 2016 vs. Eastern Michigan (W, 8-1)
Struck out four or more times in one game.....	Gage Canning, March 25, 2016 vs. Utah (4K's in W, 5-0)
Hitter stranded six runners on base.....	Jordan Aboites (6), February 23, 2016 vs. Nevada (L, 11-5)
Recorded 13 total bases.....	Jeremy West (14), April 27, 2003 vs. Washington State (3 HR, 2 1B)
Had an inside the park home run.....	Trevor Allen, March 1, 2012 vs. St. Louis
Scored five runs in one game.....	Kiel Roling, February 4, 2007 vs. Southern Utah (5 R)
Was hit by a pitch two or more times.....	Daniel Williams, February 20, 2016 vs. Xavier (2x in W, 8-2)
Opponent hit two HRs in one game.....	D.J. Peterson (New Mexico), April 9, 2012 at New Mexico (L, 15-6)
Opponent hit a walkoff HR.....	Kevin Williams (UCLA), March 16, 2012 at Jackie Robinson Stadium (Solo HR in 9th inning)
Opponent hit a leadoff HR.....	Andy Lentz (Washington), May 17, 2008 at Packard Stadium (off Josh Satow)

Pitching Categories

Threw a no-hitter.....	Ryan Hingst, March 25, 2016 vs. Utah, (W, 5-0)
Threw a perfect game.....	Eddie Bane, March 2, 1973, vs. Cal State Northridge (W, 9-0)
Threw a one-hitter.....	Brian Flores, May 20, 2007 at Oregon State (W, 8-1)
Threw a two-hitter.....	Will Waldrip, Jan. 23, 1999 vs. Hawaii-Hilo (W, 3-0)
Were no-hit.....	Phil Keller, March 23, 1970 vs. Stanford (L, 1-0)
Were one-hit.....	Sean Silva/Brent Wheatley, April 12, 2013 vs. USC (L, 5-0)
Threw a complete game.....	Ryan Hingst, March 25, 2016 vs. Utah (W, 5-0)
Threw a complete game shutout.....	Ryan Hingst, March 25, 2016 vs. Utah (W, 5-0)
Threw back-to-back complete games.....	Trevor Williams, 3/1/13 vs. Pacific (W, 8-1) and 3/9 vs. Long Beach State (W, 4-0)
Threw back-to-back complete game shutouts.....	Brady Rodgers/Kramer Champlin, May 20 and 21, 2011 at Washington
Had an opposing pitcher throw a complete game.....	Tyler Davis, April 18, 2015 at Washington (W, 4-3)
Shut out an opponent (one or more pitchers).....	March 25, 2016 vs. Utah (5-0 W)
Were shutout.....	May 15, 2015 vs Washington State (WSU 1, ASU 0 (10))
Struck out 10 or more batters in a game.....	Seth Martinez (11), March 12, 2016, vs. UC Davis (8.0 IP)
Struck out 15 or more batters in a game.....	Mike Leake (15), May 30, 2009 vs. Oral Roberts (CG, 4-1 Win in Tempe Regional)
Had an opposing pitcher strike out 10 or more Sun Devils.....	Chris Mathewson (12), Feb. 26, 2016 (L, 5-2)
Did not walk a batter.....	Ryan Kellogg, May 14, 2015 vs Washington State (W, 5-0)
Recorded 10 wins in a season.....	Ryan Kellogg, 11-1 (2013)
Hit three batters in a game.....	Brett Lilek (3), April 4, 2015 at Utah (W, 6-5)

Fielding Categories

Had no errors in one game.....	Feb. 25, 2017 at #1 TCU
Committed three or more errors in one game.....	Andrew Snow (3), Feb. 17, 2017 vs. Northwestern
Had 16 or more putouts in one game.....	Zach Wilson (20), First Base, April 21, 2011 at Cal
Had 20 or more put outs in one game.....	Zach Wilson (20), First Base, April 21, 2011 at Cal
Had eight or more assists in one game.....	Jeremy McQuin (8), Shortstop, Feb. 17, 2017 vs. Northwestern
Caught and pitched in the same inning.....	Jordan Swagerty, March 17, 2010 vs. USC (2x in 2010)
Turned five double plays in one game.....	5, April 25, 2010, vs. Washington (TIES ASU RECORD)
Turned a triple play.....	Eric Sogard (2B), Brett Wallace (1B) and Andrew Romine SS, February 27, 2007 at Arizona

Scoring and Misc. Categories

Recorded 20+ hits.....	23, April 28, 2010 vs. San Francisco (W, 21-3)
Recorded 20+ hits in back-to-back games.....	22 and 22, February 3-4, 2007 vs. Southern Utah
Scored 20+ runs.....	21, April 28, 2010, vs. San Francisco (W, 21-3)
Scored 30+ runs.....	30, March 13, 2005 vs. Western Illinois (W, 30-13 in Baton Rouge, La.)
Scored 10+ runs in one inning.....	11, April 26, 2015 vs. Tennessee Tech (W, 16-4)
Left 15+ runners on base in one game.....	15, March 5, 2016 vs. Eastern Michigan (W, 5-4 (11))
Surrendered a ninth inning lead.....	March 4, 2017 vs. LMU (led 2-1, lost 3-2)
Swept a three-game Pac-12 series.....	March 27-29, 2015 vs. Stanford (7-6, 6-3, 14-6)
Were swept in a Pac-12 series.....	March 18-20, 2016 at Oregon State (2-3, 2-12, 3-7)
Were swept in a Pac-12 series at home.....	vs. USC, March 27-29, 1997 at Packard Stadium (12-7, 15-4, 11-7)
Played in extra innings.....	12, March 12, 2016 vs. UC Davis (W, 4-3)
Played in 14+ innings.....	14, March 9, 2016 at Cal State Fullerton (W, 2-1 W)
Played back-to-back extra inning games.....	March 9, 11 and 12, 2016, vs. Cal State Fullerton/UC Davis (14, 11 and 12 innings)
Played a game lasting 5+ hours.....	5 hours, 12 minutes, May 30, 2015 vs. Cal State Fullerton in Fullerton Regional (L, 3-2 (14))

2017 Sun Devil Baseball

RECORDS/AT A GLANCE

RECORD WHEN...

Leading Entering 6th.....	3-3
Tied Entering 6th.....	1-0
Trailing Entering 6th.....	2-4
Leading Entering 7th.....	4-2
Tied Entering 7th.....	1-1
Trailing Entering 7th.....	1-4
Leading Entering 8th.....	4-1
Tied Entering 8th.....	1-0
Trailing Entering 8th.....	1-6
Leading Entering 9th.....	5-1
Tied Entering 9th.....	0-0
Trailing Entering 9th.....	1-6
Scoring First.....	1-5
Opponent Scores First.....	5-2
One-Run Games.....	2-1
Two-Run Games.....	1-0
Extra-Inning Games.....	0-0
Scoring 4+.....	4-5
Scoring < 4.....	2-2
Out-Hitting Opponents.....	5-1
Hit Totals Equal.....	0-2
Out-Hit by Opponents.....	1-4
Hit 1 HR.....	1-0
Hit 2+ HR.....	0-2
Playing Errorless Ball.....	1-2
Committing 1+ Error.....	5-5
Night Games.....	4-3
Day Games.....	2-4

A Look At the Pitching Staff (2017)

Arizona State Starters								
Pitcher	Starts/QS	Pct.	PC/Start	IP/Start	ER Against/Start	Team Record		
Eli Lingos	3/3	100%	287/95.7	20.1/6.2	2/0.7	3-0		
Ryan Hingst	3/0	0%	219/73.0	11.0/3.2	5/1.7	1-2		
Spencer Van Scoyoc	3/1	33%	241/80.3	13.1/4.2	2/0.7	1-2		
Zach Dixon	2/0	0%	119/59.5	4.2/2.1	3/1.5	1-1		
Jake Godfrey	1/0	0%	66/66.0	3.2/3.2	5/5.0	0-1		
Fitz Stadler	1/0	0%	51/51.0	2.0/2.0	4/4.0	0-1		
Arizona State Bullpen (Relief Appearances Only)								
Reliever	Last App	IP	H	R	ER	BB	SO	SV
Reagan Todd	3/4 vs. LMU	9.2	10	5	5	3	13	1
James Ryan	3/7 vs. CSUF	6.2	8	7	7	0	3	0
Fitz Stadler	3/5 vs. LMU	9.1	5	3	3	1	5	0
Grant Schneider	3/8 vs. CSUF	8.0	17	11	9	4	8	0
Jake Godfrey	2/25 at TCU	5.2	7	4	4	4	4	0
Chaz Montoya	3/7 vs. CSUF	5.2	13	9	9	6	7	1
Alec Marsh	3/7 vs. CSUF	1.2	3	0	0	1	1	0
Zane Strand	2/18 vs. Northwestern	0.2	0	1	1	1	1	0
Chris Isbell	2/20 vs. Oklahoma State	0.2	2	2	2	0	0	0
Eder Erives	3/7 vs. CSUF	2.0	2	4	2	5	2	0
Garvin Alston	3/7 vs. CSUF	2.1	3	4	4	2	4	0
Tanner West	3/8 vs. CSUF	4.1	2	2	2	3	4	0
Connor Higgins	3/7 vs. CSUF	1.1	6	4	4	2	2	0
Ryan Hingst	3/4 vs. LMU	2.0	3	0	0	0	3	0

2017 GAME HIGHS AT A GLANCE

Position	Players	Hits	Runs	RBIs	BBs	Extra Base Hits
Catcher	Aldrete	2 (2x, last vs. OKSt, 2/20)	1 (4x, last vs. LMU, 3/5)	3 (at TCU, 2/24)	1 (2x, last at TCU, 2/24)	2 (vs. OKSt, 2/20)
First Base	Bishop	2 (vs. OKSt, 2/20)	1 (2x last at TCU, 2/24)		1 (3x, last at TCU, 2/26)	
Second Base	Canning	3 (2x, last vs. LMU, 3/5)	2 (2x last at TCU, 2/24)	2 (vs. CSUF, 3/8)	1 (3x, vs. CSUF, 3/8)	1 (6x, last vs. CSUF, 3/8)
Third Base	Cerbo	3 (vs. NMSt, 2/28)	1 (2x, last vs. NMSt, 2/28)	2 (vs. NMSt, 2/28)	1 (2x, vs. NMSt, 2/28)	
Shortstop	Denson	2 (2x, last vs. LMU, 3/4)	1 (2x, last at TCU, 2/24)	1 (3x, last vs. CSUF, 3/7)	2 (vs. NU, 2/18)	
Left Field	Sam Ferri	1 (4x, last vs. CSUF, 3/7)	1 (2x, last vs. CSUF, 3/7)	2 (vs. NU, 2/18)	1 (at TCU, 2/24)	1 (vs. NU, 2/18)
Center Field	Taylor Lane	2 (vs. NU, 2/17)	1 (3x, last vs. NMSt, 2/28)		1 (2x, vs. NMSt, 2/18)	
Right Field	Ryan Lillard	2 (2x, last vs. NMSt, 2/28)	2 (2x, last vs. NMSt, 2/28)	2 (2x, last vs. CSUF, 3/8)	1 (3x, last at NMSt, 2/28)	1 (3x, last vs. CSUF, 3/8)
Designated Hitter	Lyle Lin	3 (2x, last at TCU, 2/24)	2 (vs. NMSt, 2/28)	2 (3x, last vs. LMU, 3/5)	1 (4x, last vs. CSUF, 3/8)	1 (3x, last vs. CSUF, 3/7)
	Jeremy McCuin	2 (2x, last at TCU, 2/24)	3 (at TCU, 2/24)	2 (3x, vs. NMSt, 2/28)	1 (2x, last vs. LMU, 3/5)	2 (vs. NU, 2/18)
	Andrew Shaps	2 (3x, last vs. CSUF, 3/7)	2 (2x, last vs. LMU, 3/5)	1 (3x, last vs. CSUF, 3/7)	2 (2x, last vs. NMSt, 2/28)	1 (vs. NMSt, 2/28)
	Andrew Snow	4 (vs. NMSt, 2/28)	3 (vs. NMSt, 2/28)	3 (vs. NMSt, 2/28)	1 (4x, last at NMSt, 2/28)	1 (vs. NMSt, 2/28)
	Jackson Willeford	1 (3x, last vs. CSUF, 3/7)	2 (vs. CSUF, 3/7)	1 (vs. LMU, 3/3)	2 (vs. CSUF, 3/7)	
	Tyler Williams	2 (at TCU, 2/24)	1 (4x, last vs. CSUF, 3/7)	2 (at TCU, 2/24)	2 (vs. NMSt, 2/28)	1 (3x, last at TCU, 2/24)
	Sebastian Zawada	1 (2x, last vs. NU, 2/17)		1 (vs. NU, 2/17)		1 (vs. NU, 2/17)

Pitchers	IP	SO	BB	ER (Low/Min. 4 IP for starters/2 IP Relief/1 IP Closer)
Garvin Alston	2.0 (vs. CSUF, 3/7)	3 (vs. CSUF, 3/7)	1 (2, last vs. CSUF, 3/7)	4/2.0 IP relief (vs. CSUF, 3/7)
Zach Dixon	3.0 (vs. OKSt, 2/20)	4 (vs. NMSt, 2/28)	5 (vs. NMSt, 2/28)	
Eder Erives	1.1 (2x, last vs. LMU, 3/5)	1 (2x, last vs. CSUF, 3/7)	2 (2x, last vs. LMU, 3/5)	
Jake Godfrey	3.2 (vs. LMU, 3/5)	4 (at TCU, 2/25)	3 (2x, last vs. LMU, 3/5)	0/2.1 IP relief (vs. NU, 2/17)
Connor Higgins	1.0 (vs. NMSt, 2/28)	2 (vs. NMSt, 2/28)	1 (vs. NMSt, 2/28)	
Ryan Hingst	4.0 (vs. NU, 2/17)	4 (at TCU, 2/25)	5 (at TCU, 2/25)	0/4.0 IP start (vs. NU, 2/17)
Chris Isbell	0.2 (vs. OKSt, 2/20)			
Eli Lingos	7.2 (vs. LMU, 3/3)	8 (at TCU, 2/24)	3 (at TCU, 2/24)	0 (2x)/(last 7.2 IP start vs. LMU, 3/3)
Alec Marsh	1.0 (vs. OKSt, 2/20)	1 (vs. OKSt, 2/20)	1 (vs. CSUF, 3/7)	
Chaz Montoya	1.2 (vs. LMU, 3/5)	2 (2x last at TCU, 2/24)	2 (at TCU, 2/26)	
James Ryan	3.0 (vs. NU, 2/18)	2 (at TCU, 2/24)	0 (vs. NU, 2/18)	0/3.0 IP relief (vs. NU, 2/18)
Grant Schneider	3.2 (vs. CSUF, 3/8)	4 (vs. CSUF, 3/8)	3 (vs. CSUF, 3/8)	1/2.2 IP relief (vs. OKSt, 2/20)
Fitz Stadler	3.2 (vs. NMSt, 2/28)	2 (3x, last vs. CSUF, 3/8)	1 (vs. NMSt, 2/28)	0/2.2 IP relief (vs. NU, 2/17)
Zane Strand	0.2 (vs. NU, 2/18)	1 (vs. NU, 2/18)	1 (vs. NU, 2/18)	2/3.2 IP relief (vs. NMSt, 2/28)
Reagan Todd	3.0 (vs. NU, 2/18)	5 (2x, last vs. LMU, 3/4)	2 (at TCU, 2/24)	0/3.0 IP relief (vs. NU, 2/18)
Spencer Van Scoyoc	6.0 (at TCU, 2/26)	4 (2x, last vs. LMU, 3/4)	5 (at TCU, 2/26)	0/6.0 IP start (at TCU, 2/26)
Tanner West	3.1 (vs. CSUF, 3/8)	2 (vs. CSUF, 3/8)	2 (vs. OKSt, 2/20)	0/3.1 IP relief (vs. CSUF, 3/8)

2017 Sun Devil Baseball

NATIONAL RANKS/CONFERENCE RANKS/TEAM RANKS

NATIONAL RANKINGS

Team			
Category	Nat'l	Pac-12	Value
Batting Average (295 ranked)	101	3	0.278
Double Plays (292 ranked)	105	2	9
Double Plays Per Game (294 ranked)	155	6	0.69
Doubles (295 ranked)	127	4	20
Fielding Percentage (295 ranked)	168	9	0.964
Hit Batters (293 ranked)	62	1	14
Hit by Pitch (294 ranked)	166	5	10
Hits (295 ranked)	65	2	127
Hits Allowed Per Nine Innings (295 ranked)	165	10	9.47
On Base Percentage (295 ranked)	170	7	0.35
Runs (295 ranked)	135	4	65
Sacrifice Flies (254 ranked)	80	3	5
Stolen Bases (288 ranked)	131	5	11
Stolen Bases Per Game (292 ranked)	167	7	0.85
Strikeouts Per Nine Innings (295 ranked)	96	6	8.5
Triples (190 ranked)	90	4	3
Triples Per Game (257 ranked)	131	5	0.23
WL Pct (286 ranked)	159	10	0.462

Individual

Category	Name	Nat'l	Pac-12	Value
Batting Average	Lyle Lin	84	6	0.423
ERA	Eli Lingos	63	6	0.89
	Spencer Van Scoyoc	105	8	1.35
Hits	Lyle Lin	30	1	22
Hits Per Game	Lyle Lin	74	5	1.69
Hits Allowed Per Nine Innings	Eli Lingos	57	8	4.43
	Spencer Van Scoyoc	73	9	4.73
Pitching Appearances	Chaz Montoya	11	1	8
Sac Flies	Andrew Snow	38	1	2
Strikeout to Walk Ratio	Eli Lingos	90	6	6.67
Strikeouts	Eli Lingos	104	7	20
Triples	Gage Canning	19	2	2
Victories	Eli Lingos	3	1	3
WHIP	Eli Lingos	27	3	0.64

Pac-12 RANKINGS (3/7)

TEAM	
Batting Avg	3rd, .284
Slugging %	5th, .381
OBP	7th, .357
Runs Scored	6th, 57
Hits	3rd, 110
Doubles	9th, 17
RBI	6th, 52
Stolen Bases	4th, 10
Walks	8th, 38
ERA	10th, 5.10
Opponent Avg	7th, .249
Hits Allowed	t-8th, 92
Walks Allowed	9th, 58
Home Runs Allowed	t-7th, 6
Strikeouts	6th, 94
Fielding %	9th, .965
Double Plays	t-8th, 6

INDIVIDUAL

Batting Avg	Zach Cerbo	t-2nd, .500
	Lyle Lin	11th, .435
OBP	Zach Cerbo	4th, .600
	Hunter Bishop	9th, .538
Runs	Gage Canning	t-9th, 10
Hits	Lyle Lin	2nd, 20
RBIs	Lyle Lin	t-6th, 11
Total Bases	Lyle Lin	8th, 18
Triples	Gage Canning	t-2nd, 2
Home Runs	Tyler Williams	t-3rd, 2
	Carter Aldrete	t-3rd, 2
Walks		
Stolen Bases	4 tied	t-10th, 2
ERA	Eli Lingos	6th, 0.89
	Spencer Van Scoyoc	8th, 1.35
Strikeouts	Eli Lingos	t-6th, 20
K's Looking	Reagan Todd	t-5th, 6
Saves	2 tied	t-10th, 1
Opponent Average		

2017 SUN DEVIL LEADERS

Batting Average

Lyle Lin	.423
Andrew Snow	.333
Myles Denson	.333

Slugging Percentage

Lyle Lin	.481
Tyler Williams	.471
Gage Canning	.442

On-Base Percentage

Lyle Lin	.483
Myles Denson	.429
Andrew Snow	.409

Total Bases

Lyle Lin	23
Gage Canning	23
Carter Aldrete	20

Hits

Lyle Lin	22
Gage Canning	15
Andrew Snow	12
Carter Aldrete	12

RBI

Lyle Lin	12
Carter Aldrete	9
Andrew Snow	8

HR

Tyler Williams	2
Carter Aldrete	2
Andrew Shaps	1

Runs Scored

Gage Canning	11
Ryan Lillard	7
Andrew Snow	7

Stolen Bases

Hunter Bishop	3
Gage Canning	2
Lyle Lin	2
Andrew Shaps	2

Walks

Andrew Shaps	5
Jackson Willeford	5
Andrew Snow	4
Lyle Lin	4

IP

Eli Lingos	20.1
Spencer Van Scoyoc	13.1
Ryan Hingst	13.0
Reagan Todd	9.2

Strikeouts

Eli Lingos	20
Reagan Todd	13
Ryan Hingst	12

Wins

Eli Lingos	3
James Ryan	1
Jake Godfrey	1
Fitz Stadler	1

ERA

Eli Lingos	0.89
Spencer Van Scoyoc	1.35
Ryan Hingst	3.46

Saves

Chaz Montoya	1
Reagan Todd	1

Games Started

Eli Lingos	3
Spencer Van Scoyoc	3
Ryan Hingst	3

2017 Sun Devil Baseball

DEPTH CHART/PROJECTED STARTERS

LF

Ryan Lillard/9, (6-3)

Myles Denson/3, (0-3)

Hunter Bishop/1, (0-1)

CF

Andrew Shaps/8, (2-6)

Gage Canning/5, (4-1)

Tyler Williams

-or- Hunter Bishop

RF

Gage Canning/8, (2-6)

Myles Denson/2, (2-0)

-or- Tyler Williams

-or- Hunter Bishop/3, (2-1)

SS

Jeremy McCuin/12, (5-7)

Carter Aldrete/1, (1-0)

2B

Carter Aldrete/9, (4-5)

Jackson Willeford/2, (1-1)

Andrew Snow/2, (1-1)

3B

Andrew Snow/4, (3-1)

-or- **Taylor Lane/3, (2-1)**

Carter Aldrete/3, (1-2)

Jackson Willeford/3, (0-3)

SP

Eli Lingos/3, (3-0)

Ryan Hingst/3, (1-2)

Spencer Van Scoyoc/3, (1-2)

Zach Dixon/2, (1-1)

Jake Godfrey/1, (0-1)

1B

Taylor Lane/4, (1-3)

-or- **Lyle Lin/6, (4-2)**

Andrew Snow/3, (1-2)

Bullpen

Garvin Alston Jr.

Eder Erives

Jake Godfrey

Connor Higgins

Chris Isbell

Sean Keating

Alec Marsh

Chaz Montoya

James Ryan

Grant Schneider

Fitz Stadler

Zane Strand

Reagan Todd

Tanner West

DH

Sebastian Zawada/5, (3-2)

-or- **Tyler Williams/8, (3-5)**

C

Lyle Lin/7, (2-5)

-or- **Sam Ferri/4, (2-2)**

Zach Cerbo/2, (2-0)

Nick Cheema

2017 Sun Devil Baseball

HEAD COACH TRACY SMITH



TRACY SMITH - HEAD COACH - THIRD SEASON (21st OVERALL)

Tracy Smith, the 2013 National Coach of the Year, was hired as the fifth head baseball coach in program history on June 24, 2014, and enters his third season at the helm of the Sun Devil baseball program.

Smith has established a reputation of evaluating and developing talent as more than 50 student-athletes since 2000 improved their stock in the Major League Baseball Draft under Smith's tutelage, including four who became first-round draft picks after going undrafted out of high school.

In 20 total years as a head coach, Smith has seen 68 of his players selected in the MLB Draft, including 61 draftees since 2000 and 31 in the first 10 rounds. He has mentored 36 Major League Baseball draft picks over the past eight seasons, including the fourth overall pick in the 2014 Major League Baseball June Amateur Draft (Kyle Schwarber) and three first-round selections in the 2009 MLB June Draft (Eric Arnett, Josh Phegley, Matt Bashore).

In 2016, Smith piloted the Sun Devils to a regional final for the time since 2013. The Sun Devils' 36 wins were the most in the past three years and they finished tied for third in the Pac-12. Five players were selected in the 2016 Major League Baseball Draft, marking 14 total players who have been taken in the draft during Smith's tenure.

Eight Devils earned All-Pac-12 honors on the season, including first team selections David Greer, Seth Martinez, Brian Serven and Colby Woodmansee. All four players would go on to be selected in the MLB draft with Greer (third team), Martinez (second team) and Woodmansee (third team) earning Louisville Slugger All-America accolades.

Smith was instrumental in Sun Devil Baseball's signing of the nation's top recruiting class in 2016, which included eight players who had been drafted by the Major League out of high school.

In his first season at ASU, Smith led the Sun Devils to a postseason berth, a third-place finish in the Pac-12 and 30-plus wins.

He became one of five active coaches, and one of eight all-time, to bring three different Div. I schools to NCAA Regional play as he guided the Sun Devils to a No. 2 seed in the Fullerton Regional in 2015.

He has amassed a 675-503-1 career record in 20 seasons as a head coach at three different schools, including nine seasons at both Miami (Ohio) and Indiana, and one year at Arizona State. His 675 victories rank in the top 50 among active coaches in the NCAA, and his 20 seasons represent the sixth-shortest number of years on the list.

Smith instituted a change in culture at Arizona State and his demand for excellence both on and off the field was represented as the Devils led the Pac-12 in both all-conference and all-academic honorees in 2014.

Nineteen players have earned Pac-12 All-Academic honors in Smith's first two seasons, tied for the most in Sun Devil history for a two-year span. ASU's 10 selections in Smith's first season led the Pac-12.

His emphasis on defense became evident right away as ASU vastly improved its fielding percentage and lowered its number of errors committed in Smith's first season. The Devils finished fourth in the Pac-12 in both categories in 2015 after ranking near the bottom of the conference from 2010-14.

An accomplished fundraiser, Smith played a huge role in helping transition the Sun Devil Baseball program into Phoenix Municipal Stadium. His vision saw a renovated clubhouse, complete with an alumni locker room and an academics center, as well as an increased prominence on the program's historical accomplishments. Capital improvements included a state-of-the-art video board, batting tunnel, a weight room and training room, creation of a grass berm and patio installations, and premium seating options.

Smith earned National Coach of the Year honors and was a unanimous choice for Big Ten Coach of the Year after he led IU to the school's only College World Series appearance in 2013. The following season in 2014, Smith led the Hoosiers to the No. 4 national seed in the NCAA Tournament, the first national seed in Big Ten baseball history.

Smith came to Tempe with 18 years of experience as a collegiate head coach, including nine at Miami University (Ohio) and nine at IU, where he was two-time Big Ten Coach of the Year. He led both programs to a pair of NCAA Regional appearances and more than 600 combined career victories.

He tallied more than 40 wins in each of the past two seasons at IU and led the Hoosiers to consecutive Big Ten Conference Championships for the first time in school history. IU won the Big Ten regular season and B1G Tournament title in 2013, marking the school's first regular season conference championship since 1949 and the first outright crown since 1932, and advanced to the 2013 College World Series, which ended the Big Ten's 29-year CWS absence.

Smith took an IU program that had finished 10th in the Big Ten six times in an eight-year stretch between 2000 and 2007, and led the Hoosiers to an NCAA Regional in 2009 and to the College World Series in 2013. IU notched a program-best 21 conference wins in 2014 and secured eight first team All-Big Ten selections to tie a conference mark for most first team honorees from one school.

He began his coaching career as head coach at Miami University-Middletown in 1990, served as an assistant coach at Miami (Ohio) from 1993-94 and was the pitching coach at IU from 1995-96.

A four-year letterwinner at Miami (Ohio), Smith was a pitcher and an infielder for the RedHawks, and played three minor league seasons in the Chicago Cubs organization. He also participated in 1992 Major League Scouting Bureau's Professional Scout School as a representative of the Cubs.

Born Feb. 14, 1966, Smith graduated with a bachelor's degree in Education from Miami (Ohio) in 1989 and completed a master's degree in Sport Organization from Miami (Ohio) in 1992.

A native of Kentland, Ind., Smith and his wife, Jaime, have three sons, Casey, Ty and Jack. Casey was a four-year letterwinner on the Hoosier baseball team while Ty was a member for the IU football team. Jack is currently a quarterback on the Sun Devil football team.

Season	Team	Overall	Conference (Standing)	Postseason
1997	Miami (OH)	27-28	17-13 (4th)	MAC Tournament
1998	Miami (OH)	33-26	17-13 (3rd - East)	MAC Tournament
1999	Miami (OH)	34-27	20-12 (2nd - East)	MAC Tournament
2000	Miami (OH)	40-23	16-12 (3rd - East)	NCAA Regional
2001	Miami (OH)	35-25	16-12 (4th - East)	MAC Tournament
2002	Miami (OH)	31-28	16-12 (3rd - East)	MAC Tournament
2003	Miami (OH)	36-24-1	19-9 (2nd - East)	MAC Tournament
2004	Miami (OH)	36-21	14-8 (1st - East)	MAC Tournament
2005	Miami (OH)	45-18	17-4 (1st - East)	NCAA Regional
	Miami (OH)	317-220-1	152-95	
2006	Indiana	22-34	11-21 (10th)	
2007	Indiana	19-35	8-23 (10th)	
2008	Indiana	31-30	15-17 (6th)	Big Ten Tournament
2009	Indiana	32-27	16-7 (3rd)	NCAA Regional
2010	Indiana	28-27	12-12 (t-5th)	Big Ten Tournament
2011	Indiana	30-25	11-13 (7th)	
2012	Indiana	32-28	16-8 (2nd)	Big Ten Tournament
2013	Indiana	49-16	17-7 (1st)	College World Series
2014	Indiana	44-15	21-3 (1st)	First-ever Big 10 National Seed
	Indiana	287-237	127-111	
2015	Arizona State	35-23	18-12 (t-3rd)	NCAA Regional
2016	Arizona State	36-23	16-14 (t-3rd)	NCAA Regional
2017	Arizona State	6-7	0-0	
	Arizona State	77-53	34-26	
	Total	681-510-1	313-232	



BEN GREENSPAN - ASSISTANT COACH/RECRUITING COORDINATOR

- Ben Greenspan enters his third season at Arizona State University as assistant coach and recruiting coordinator, and works primarily with the team's offense and catchers.

- Excelling in his recruiting coordinator position, Greenspan assembled the No. 1 recruiting class in the nation in 2016 according to Collegiate Baseball Newspaper. The class is headlined by Hunter Bishop, who was rated the 15th best outfielder in the nation by Perfect Game. Bishop is joined by Chaz Montoya, the No. 1 left-handed pitcher in Arizona, and Carter Aldrete, the 23rd best shortstop in the nation according to Perfect Game.

- Catcher Brian Serven earned First Team All-Pac-12 recognition in 2016, as well as Pac-12 All-Academic honorable mention and was a semifinalist for the Johnny Bench Award, given to the nation's top catcher. His prowess on both sides of the plate was evident as he became just the fifth catcher in school history to lead the team in home runs and he caught 17 runners stealing, the most by a Sun Devil since 2009. Serven was the first Devil to go in the 2016 MLB Draft, going in the fifth round to the Colorado Rockies.

- Also excelling at the plate under Greenspan was first baseman David Greer, who also earned a First Team All-Conference selection as well as earning a spot on the Louisville Slugger All-America third team. The Arizona-native finished his junior campaign first in the conference in doubles and total bases, second in slugging percentage and third in runs scored. Greer was taken in the 10th round of the 2016 MLB Draft by the Seattle Mariners.

- Greenspan mentored some of the most prolific hitters in IU program history, including two-time All-American catcher Kyle Schwarber, current Oakland Athletics catcher Josh Phegley, and 2010 Big Ten Player of the Year Alex Dickerson. He also played a large role in developing talent at IU as 11 of his position players were selected in the Major League Baseball First-Year Player Draft, in the eight years Greenspan has served as a catching coach, his guidance has produced a First Team All-Conference player at that position in five of those seasons with two of them currently playing MLB (Schwarber and Phegley).

including five in the top five rounds. In the eight years Greenspan has served as a catching coach, his guidance has produced a First Team All-Conference player at that position in five of those seasons with two of them currently playing MLB (Schwarber and Phegley).

- Additional hitting protégés include 2012 Big Ten Freshman of the Year Sam Travis, two-time All-American Dustin DeMuth and current major leaguers Micah Johnson and Ethan Wilson.

- Played for two seasons under coach Smith at IU, and was a Hoosier team captain and Academic All-Big Ten performer in 2007. He spent two years at the University of Connecticut as a catcher and first baseman before joining the IU program. He earned a bachelor's degree in Sport Marketing and Management and a master's degree in Sport Administration from Indiana University.



FRED NORI - ASSISTANT COACH

- Fred Nori, who owns more than 30 years of coaching experience, enters his second seasons in three years on head coach Tracy Smith's coaching staff at Arizona State.

- This marks Nori's fifth stint working with Coach Smith after he served as the volunteer assistant for Indiana University in 2014 and 2007, for Miami University in 2005 and for the Sun Devils in 2015.

- Nori has three conference tournament championships, three NCAA Regional berths and two regular season conference crowns in four seasons as a Div. I assistant coach.

- He was a member of the 2014 IU team that won the Big Ten Conference championship and tournament championship, and became the first program in Big Ten history to earn a national seed. The RedHawks finished first in the Mid-American Conference, won the MAC Tournament championship and were an NCAA Regional participant in 2005. Nori was also a member of the 2009 Xavier Baseball staff, where he helped the Musketeers win the Atlantic 10 Tournament title and advance to an NCAA Regional.

- Nori has a long history of excellence in Ohio high school baseball and owns more than 20 years of head coaching experience that includes a Class A State Championship.

- Nori went on to play professional baseball for three seasons after his playing days at IU ended and he hit .284 with five home runs and 55 RBI as a member of the New York Mets organization. He was a student-athlete at IU from 1961-65, and earned his IU degree in 1965 and a master's degree from Xavier in 1969.



MICHAEL EARLEY - VOLUNTEER ASSISTANT COACH

- Enters his first season as a volunteer assistant coach on head coach Tracy Smith's staff at Arizona State.

- Played under Smith at Indiana from 2008-10 before going on to a professional career with the Chicago White Sox organization, playing professional baseball five years, including time with the team's Triple-A affiliate, the Charlotte Knights


- Outfielder finished his playing days with the Southern Illinois Miners in the independent Frontier League in 2015.

- Finished his professional career with 559 hits, 117 doubles, 38 home runs and a .284 average. He was named to four All-Star teams in his playing days and was also named a member of the Southern Illinois All-Decade Team.


- Earned Third Team All-Big Ten recognition during his senior campaign at IU in 2010 after he tied for fourth in the conference in home runs with 13, and finished the season batting .352.

- Selected by the White Sox in the 29th round of the 2010 Major League Baseball Draft.


- Spent time in 2016 as an associate scout for the New York Mets.




**Carter
Aldrete**
IF | R/R | Fr.




**Garvin
Alston Jr.**
LHP | B/T | So.



**Hunter
Bishop**
OF | L/R | Fr.




**Gage
Canning**
OF | B/T | So.



**Zach
Cerbo**
C | R/R | Sr.




**Nick
Cheema**
C | R/R | Fr.




**Myles
Denson**
OF | R/R | Fr.



**Zach
Dixon**
LHP | B/T | So.




**Eder
Erives**
RHP | R/R | Sr.




**Sam
Ferri**
C | R/R | Fr.



**Jake
Godfrey**
RHP | B/T | Jr.




**Connor
Higgins**
LHP | B/T | So.



**Ryan
Hingst**
RHP | B/T | Jr.



**Chris
Isbell**
RHP | B/T | So.



**Sean
Keating**
LHP | B/T | Fr.




**Taylor
Lane**
IF | R/R | Jr.




**Ryan
Lillard**
IF | B/T | Jr.



**Lyle
Lin**
C | R/R | Fr.




**Eli
Lingos**
LHP | B/T | Jr.



**Alec
Marsh**
RHP | B/T | Fr.




**Jeremy
McCuin**
IF | S/R | So.




**Chaz
Montoya**
LHP | B/T | Fr.



**James
Ryan**
RHP | B/T | So.




**Grant
Schneider**
RHP | B/T | Jr.



**Andrew
Shaps**
OF | L/L | Jr.




**Andrew
Snow**
IF | R/R | Jr.




**Fitz
Stadler**
RHP | B/T | So.




**Zane
Strand**
RHP | B/T | Fr.




**Reagan
Todd**
LHP | B/T | RS So.



**Spencer
Van Scoyoc**
LHP | B/T | Fr.




**Tanner
West**
LHP | B/T | Jr.



**Jackson
Willeford**
IF | R/R | RS Sr.




**Tyler
Williams**
OF | R/R | So.



**Sebastian
Zawada**
OF | R/R | Sr.

2017 Sun Devil Baseball

PLAYER BIOS




Carter Aldrete #21 INF

Freshman - 6'2 - 208
Bats/Throws: R/R
Monterey, Calif.
Monterey

2017 Season-High.....Statistic.....Career-High
2, twice, last vs. NMSU (2/28) Hits 2, twice, last vs. NMSU (2/28/17)
3 at TCU (2/24) RBI 3 at TCU (2/24/17)
1, 4x, last vs. LMSU (3/5) RS 1, 4x, last vs. LMU (3/5/17)

2017

Date	Opponent	Pos	AB	R	H	RBI	2B	3B	HR	BB	SB	CS	HBP	SAC	SF	GDP	K	PO	A	E	Avg
Feb 17	NORTHWESTERN-1	*2b	4	0	1	0	0	0	0	0	0	0	0	0	0	0	0	2	3	0	250
Feb 17	NORTHWESTERN-2	*2b	5	0	1	0	0	0	0	0	0	0	0	0	0	0	0	4	4	1	222
Feb 18	NORTHWESTERN	*2b	5	0	0	0	0	0	0	0	0	0	0	0	0	0	0	0	2	0	143
Feb 21	OKLAHOMA STATE	*2b	4	1	2	1	1	0	1	0	0	0	0	0	0	0	1	4	1	0	222
Feb 24	at TCU	*2b	5	1	1	3	1	0	0	0	0	0	0	0	0	1	3	1	5	0	217
Feb 25	at TCU	*2b	4	1	1	2	0	0	1	0	0	0	0	0	0	2	1	2	0	0	222
Feb 26	at TCU	*3b/ss	4	0	1	1	0	0	0	0	0	0	0	0	0	0	1	0	1	0	226
Feb 28	NEW MEXICO STATE	*ss	5	1	2	0	0	0	0	0	0	0	0	0	0	0	2	0	3	0	250
Mar 03	LOYOLA MARYMOUN	*3b	4	0	0	0	0	0	0	0	0	0	0	0	0	0	1	1	0	0	225
Mar 04	LOYOLA MARYMOUN	*3b	4	0	1	0	0	0	0	0	0	0	0	0	0	0	0	0	2	0	227
Mar 05	LOYOLA MARYMOUN	*2b/ss	4	1	1	1	0	0	1	0	0	0	0	0	0	0	1	1	5	0	229
Mar 07	CAL STATE FULLERT	*2b	4	0	1	1	0	0	0	0	0	0	0	0	0	0	0	2	1	0	231
Mar 08	CAL STATE FULLERT	*2b/ss	3	0	0	0	0	0	0	0	0	0	0	0	0	0	0	3	4	0	218
Totals		13gs	55	4	12	9	2	0	2	2	1	0	0	0	0	1	11	18	34	1	218



Garvin Alston Jr. #32 LHP

Sophomore - 6'4 - 190
Bats/Throws: L/L
Phoenix, Ariz.
Mountain Pointe


2017 Season-High.....Statistic.....Career-High
2.0 vs. Fullerton (3/7) IP 2.0, 2x, last vs. Fullerton (3/7/17)
3 vs. Fullerton (3/7) SO 3, twice, last vs. Fullerton (3/7/17)
1, twice, last vs. Fullerton (3/7) BB 4 vs. USC (5/29/16)

2017

Date	Opponent	GS	IP	H	R	ER	BB	SO	2B	3B	HR	WP	BK	HBP	IBB	Score	W-L	Sv	ERA	NP
Feb 21	OKLAHOMA STATE	0	0.1	0	0	0	0	1	1	0	0	0	0	0	0	4-18	0-0	0	0.00	11
Mar 07	CAL STATE FULLERT	0	2.0	3	4	4	1	3	1	2	0	2	0	0	0	4-10	0-0	0	15.43	32
Totals		0	2.1	3	4	4	2	4	1	2	0	2	0	0	0	8-28	0-0	0	15.43	-

Career Year-by-Year

Year	era	w-l	app	gs	cg	sho	sv	ip	h	r	er	bb	so
2016	11.12	0-0	6	0	0	0/0	0	5.2	4	7	7	8	6
2017	15.43	0-0	2	0	0	0/0	0	2.1	3	4	4	2	4
TOTAL	12.38	0-0	8	0	0	0/0	0	8.0	7	11	11	10	10




Hunter Bishop #24 OF

Freshman - 6'5 - 210
Bats/Throws: L/R
Palo Alto, Calif.
Serra

2017 Season-High.....Statistic.....Career-High
2 vs. Oklahoma State (2/21) Hits 2 vs. Oklahoma State (2/21/17)
N/A RBI N/A
1, twice, last at TCU (2/24) RS 1, twice, last at TCU (2/24/17)

2017

Date	Opponent	Pos	AB	R	H	RBI	2B	3B	HR	BB	SB	CS	HBP	SAC	SF	GDP	K	PO	A	E	Avg	
Feb 17	NORTHWESTERN-2	*of	1	0	0	0	0	0	0	1	1	0	0	0	0	0	0	1	1	0	0	000
Feb 21	OKLAHOMA STATE	*of	3	1	1	2	0	0	0	0	1	1	0	0	0	0	0	0	0	0	0	500
Feb 24	at TCU	*of	1	1	0	0	0	0	0	0	0	0	0	0	0	0	0	0	1	2	0	400
Feb 25	at TCU	ph	1	0	0	0	0	0	0	0	0	0	0	0	0	0	0	0	0	0	0	333
Feb 26	at TCU	*of	3	0	1	0	0	0	0	0	0	0	0	0	0	0	0	0	0	0	0	333
Mar 07	CAL STATE FULLERT	ph	1	0	0	0	0	0	0	0	0	0	0	0	0	0	0	0	0	1	0	300
Mar 08	CAL STATE FULLERT	ph	1	0	1	0	0	0	0	0	0	0	0	0	0	0	0	0	0	0	0	384
Totals		4gs	11	2	4	0	0	0	0	3	3	0	1	0	0	0	0	3	5	0	0	364



Gage Canning #12 OF

Sophomore - 5'11 - 178
Bats/Throws: L/R
Ramona, Calif.
Ramona

2017 Season-High.....Statistic.....Career-High
3, twice, last avs. LMU (3/5) Hits 4 at UCLA (5/20/16)
2 vs. Fullerton (3/8) RBI 3, 3x, last at UCLA (5/20/16)
2, twice, last at TCU (2/24) RS 2, 10x, last at TCU (2/24/17)

2017


Date	Opponent	Pos	AB	R	H	RBI	2B	3B	HR	BB	SB	CS	HBP	SAC	SF	GDP	K	PO	A	E	Avg	
Feb 17	NORTHWESTERN-1	*of	3	0	1	0	0	0	0	1	1	0	0	0	0	0	0	1	5	0	0	333
Feb 17	NORTHWESTERN-2	*of	4	2	1	0	0	0	0	0	0	0	0	0	0	0	0	2	3	0	0	286
Feb 18	NORTHWESTERN	*of	5	1	1	0	0	0	0	0	0	0	0	0	0	0	0	1	3	0	0	250
Feb 21	OKLAHOMA STATE	*of	5	1	1	0	1	0	0	0	0	0	0	0	0	0	0	2	3	0	0	235
Feb 24	at TCU	*of	5	2	2	1	1	0	0	0	0	0	0	0	0	0	0	0	1	0	0	273
Feb 25	at TCU	*of	5	1	3	0	0	0	0	0	0	0	0	0	0	0	0	1	3	0	0	333
Feb 26	at TCU	*of	2	0	1	0	0	0	0	0	0	0	0	0	0	0	0	1	0	0	0	345
Feb 28	NEW MEXICO STATE	*of	6	1	0	0	0	0	0	0	0	0	0	0	0	0	0	2	2	0	0	286
Mar 03	LOYOLA MARYMOUN	*of	3	1	1	0	0	0	0	0	0	0	0	0	0	0	0	1	3	0	0	289
Mar 04	LOYOLA MARYMOUN	*of	3	1	0	0	0	0	0	0	0	0	0	0	0	0	0	1	2	0	0	268
Mar 05	LOYOLA MARYMOUN	*of	4	0	3	0	0	0	0	0	0	0	0	0	0	0	0	0	0	1	0	311
Mar 07	CAL STATE FULLERT	*of	3	0	0	0	0	0	0	0	0	0	0	0	0	0	0	1	2	0	0	292
Mar 08	CAL STATE FULLERT	*of/of	4	1	1	2	1	0	0	0	0	0	0	0	0	0	0	1	4	0	0	288
Totals			62	11	15	3	4	2	0	3	2	1	1	2	0	0	15	27	1	0	0	288

Career Year-by-Year

Year	avg	gp-gs	ab	r	h	2b	3b	hr	rbi	bb	so	sb-att
2016	.269	57-55	197	28	53	6	6	3	26	13	66	10-14
2017	.288	13-13	52	11	15	4	2	0	3	3	15	2-3
TOTAL	.273	70-68	249	39	68	10	8	3	29	16	81	12-17

2017 Sun Devil Baseball

PLAYER BIOS



Zach Cerbo #30 C

Senior - 5'10 - 190
Bats/Throws: R/R
Montville, New Jersey
Bergen Catholic


2017 Season-High	Statistic	Career-High
3 vs. NMSU (2/28)	Hits	3 vs. NMSU (2/28/17)
2 vs. NMSU (2/28)	RBI	3 vs. Purdue (2/27/15)
1, twice, last vs. NMSU (2/28)	RS	2, 2x, last vs. Purdue (3/8/15)

2017

Date	Opponent	Pos	AB	R	H	RBI	2B	3B	HR	BB	SB	CS	HBP	SAC	SF	GDP	K	PO	A	E	Avg
Feb 18	NORTHWESTERN	*c	2	0	0	0	0	0	0	1	0	0	0	0	0	0	1	7	2	0	.000
Feb 21	OKLAHOMA STATE	ph/c	2	0	1	0	0	0	0	0	0	0	0	0	0	0	1	0	0	0	.250
Feb 28	NEW MEXICO STATE	*c	4	1	3	2	0	0	0	1	0	0	0	0	0	0	0	11	1	0	.500
Mar 08	CAL STATE FULLERTON	*c	1	0	0	0	0	0	0	0	0	0	0	0	0	0	2	0	0	0	.444
Totals		2gs	9	2	4	2	0	0	0	2	0	0	0	0	0	0	1	25	4	0	.444

Career Year-by-Year

Year	avg	gp-gs	ab	r	h	2b	3b	hr	rbi	bb	so	sb-att
2014	.500	3-0	2	0	1	0	1	0	1	0	0	0-0
2015	.260	35-17	73	11	19	4	0	0	12	7	9	1-1
2016	.129	25-5	31	4	4	1	0	0	2	6	4	0-0
2017	.444	6-2	9	2	4	0	0	0	2	2	1	0-0
TOTAL	.243	69-24	115	17	28	5	1	0	17	15	14	1-1




Nick Cheema #40 C

Freshman - 5'11 - 205
Bats/Throws: R/R
Weatherford, Texas
Aledo

2017 Season-High	Statistic	Career-High
N/A	Hits	N/A
N/A	RBI	N/A
N/A	RS	N/A

2017

Date	Opponent	Pos	AB	R	H	RBI	2B	3B	HR	BB	SB	CS	HBP	SAC	SF	GDP	K	PO	A	E	Avg
Feb 21	OKLAHOMA STATE	ph	1	0	0	0	0	0	0	0	0	0	0	0	0	0	1	0	0	0	.000
Mar 08	CAL STATE FULLERTON	ph	1	0	0	0	0	0	0	0	0	0	0	0	0	0	0	0	0	0	.000
Totals		0gs	2	0	0	0	0	0	0	0	0	0	0	0	0	0	1	0	0	0	.000



Myles Denson #37 OF

Freshman - 6'2 - 180
Bats/Throws: R/R
Las Vegas, Nev.
Bishop Gorman

2017 Season-High	Statistic	Career-High
2, twice, last vs. LMU (3/4)	Hits	2, 2x, last vs. LMU (3/4/17)
1, 3x, last vs. Fullerton (3/7)	RBI	1, 3x, last vs. Fullerton (3/7/17)
1, twice, last at TCU (2/24)	RS	1, twice, last at TCU (2/24/17)

2017

Date	Opponent	Pos	AB	R	H	RBI	2B	3B	HR	BB	SB	CS	HBP	SAC	SF	GDP	K	PO	A	E	Avg
Feb 17	NORTHWESTERN-1	*of	3	0	0	0	0	0	0	0	0	0	0	0	0	0	0	1	0	0	.000
Feb 18	NORTHWESTERN	*of	2	1	2	1	0	0	0	2	0	0	0	0	0	0	0	0	0	0	.400
Feb 24	at TCU	ph/of	2	1	1	1	0	0	0	1	0	0	0	0	0	0	0	0	0	0	.429
Mar 04	LOYOLA MARYMOUN	*of	4	0	2	0	0	0	0	0	0	1	0	0	0	1	1	0	0	0	.455
Mar 05	LOYOLA MARYMOUN	*of	3	0	0	0	0	0	0	0	0	0	0	0	0	0	0	0	0	0	.357
Mar 07	CAL STATE FULLERTON	*of	3	0	1	1	0	0	0	0	0	0	0	0	0	0	1	0	0	0	.333
Mar 08	CAL STATE FULLERTON	ph	1	0	0	0	0	0	0	0	0	0	0	0	0	0	1	0	0	0	.333
Totals		5gs	18	2	6	3	0	0	0	3	0	1	0	0	0	1	5	7	0	0	.333



Zach Dixon #6 LHP

Sophomore - 6'0 - 184
Bats/Throws: L/L
Las Vegas, Nev.
Centennial

2017 Season-High	Statistic	Career-High
3.0 vs. Oklahoma State (2/21)	IP	9.0 vs. California (4/17/16)
4 vs. NMSU (2/28)	SO	9 vs. Gonzaga (6/5/16)
5 vs. NMSU (2/28)	BB	5 vs. NMSU (2/28/17)

2017


Date	Opponent	GS	IP	H	R	ER	BB	SO	2B	3B	HR	WP	BP	HBP	IBB	Score	W-L	Sv	ERA	NP
Feb 21	OKLAHOMA STATE	*	3.0	3	3	2	3	3	0	1	0	3	0	1	0	4-18	0-1	0	6.00	69
Feb 28	NEW MEXICO STATE	*	1.2	1	1	1	2	2	0	0	0	0	0	0	0	12-5	0-1	0	5.79	50
Totals		2	4.2	4	4	3	5	5	0	1	0	3	0	1	0	16-23	0-1	0	5.79	-

Career Year-by-Year

Year	era	w-l	app	gs	cg	sho	sv	ip	h	r	er	bb	so
2016	3.34	2-1	9	6	1	1/1	0	29.2	22	14	11	18	21
2017	5.79	0-1	2	2	0	0/0	0	4.2	4	4	3	8	7
TOTAL	3.67	2-2	11	8	1	1/1	0	34.1	26	18	14	26	28

2017 Sun Devil Baseball

PLAYER BIOS



Eder Erives #7 RHP

Senior - 6'0 - 165
Bats/Throws: R/R
El Paso, Texas
Montwood


2017 Season-High	Statistic	Career-High
1.1 vs. Fullerton (3/7)	IP	7.0, three times, last at TCU (6/5/16)
1, 2x, last vs. Fullerton (3/7)	SO	11 at Washington State (4/2/16)
2 vs. LMU (3/7)	BB	6 at TCU (6/5/16)

2017

Date	Opponent	GS	IP	H	R	ER	BB	SO	2B	3B	HR	WP	BK	HBP	IBB	Score	W-L	Sv	ERA	NP
Feb 17	NORTHWESTERN-1	0	0.1	0	1	1	2	0	0	0	0	0	0	0	0	3-1	0-0	0	27.00	17
Feb 18	LOYOLA MARYMOUN	0	0.1	1	1	1	2	0	0	0	0	0	0	0	0	5-8	0-0	0	27.00	19
Mar 07	CAL STATE FULLERT	0	1.1	1	2	0	1	1	0	0	0	0	0	0	0	4-10	0-0	0	9.00	20
Totals		0	2.0	2	4	2	5	2	0	0	0	0	0	0	0	12-19	0-0	0	9.00	-

Career Year-by-Year

Year	era	w-l	app	gs	cg	sho	sv	ip	h	r	er	bb	so
2014	2.82	2-1	20	0	0	0/0	1	22.1	24	10	7	4	28
2015	3.26	1-1	18	0	0	0/0	0	30.1	26	14	11	15	28
2016	2.95	6-2	23	3	0	0/1	10	75.1	50	28	25	36	73
2017	9.00	0-0	3	0	0	0/0	0	2.0	2	4	2	5	2
TOTAL	3.09	9-4	64	3	0	0/1	11	131.0	102	56	45	60	131




Sam Ferri #9 C

Freshman - 5'11 - 185
Bats/Throws: R/R
Norridge, Ill.
Notre Dame College Prep

2017 Season-High	Statistic	Career-High
1, 4x, last vs. Fullerton (3/7)	Hits	1, 4x, last vs. Fullerton (3/7/17)
2 vs. Northwestern (2/18)	RBI	2 vs. Northwestern (2/18/17)
1, 2x, last vs. Fullerton (3/7)	RS	1, 2x, last vs. Fullerton (3/7/17)

2017

Date	Opponent	Pos	AB	R	H	RBI	2B	3B	HR	BB	SB	CS	HBP	SAC	SF	GDP	K	PO	A	E	Avg
Feb 17	NORTHWESTERN-1	ph/c	3	1	1	0	0	0	0	0	0	0	0	0	0	0	0	9	0	0	.333
Feb 18	NORTHWESTERN	ph/c	1	0	1	2	1	0	0	0	0	0	0	0	0	0	0	7	3	0	.500
Feb 21	OKLAHOMA STATE	c	2	0	1	0	0	0	0	0	0	0	0	0	0	0	0	7	3	0	.500
Feb 24	at TCU	c	4	0	0	0	0	0	0	0	0	0	0	0	0	0	3	13	0	0	.300
Mar 07	CAL STATE FULLERT	c	3	1	1	0	0	0	0	0	0	0	0	0	0	0	4	2	1	0	.308
Totals		4gs	13	2	4	2	1	0	0	0	0	0	0	0	0	0	3	34	5	1	.308




Jake Godfrey #14 RHP

Junior - 6'3 - 225
Bats/Throws: R/R
New Lenox, Ill.
Providence Catholic

2017 Season-High	Statistic	Career-High
3.2 vs. LMU (3/5)	IP	3.2 vs. LMU (3/5/17)
4 at TCU (2/25)	SO	4 at TCU (2/25/17)
4 at TCU (2/25)	BB	4 at TCU (2/25/17)

2017

Date	Opponent	GS	IP	H	R	ER	BB	SO	2B	3B	HR	WP	BK	HBP	IBB	Score	W-L	Sv	ERA	NP
Feb 17	NORTHWESTERN-2	0	2.1	2	0	0	1	0	0	0	0	0	0	0	0	4-3	1-0	0	0.00	29
Feb 21	OKLAHOMA STATE	0	0.1	0	0	0	0	0	0	0	0	0	0	0	0	4-18	1-0	0	0.00	3
Feb 25	at TCU	0	3.0	5	4	4	4	4	1	0	0	1	0	0	0	4-8	1-0	0	6.35	64
Mar 05	LOYOLA MARYMOUN	0	3.2	5	5	5	3	3	2	0	0	1	1	2	0	5-8	1-1	0	8.68	66
Totals		1	9.1	12	9	9	8	7	3	0	0	2	1	2	0	17-37	1-1	0	8.68	-



Connor Higgins #11 LHP

Sophomore - 6'5 - 240
Bats/Throws: R/L
Orefield, Penn.
Parkland

2017 Season-High	Statistic	Career-High
1.0 vs. NMSU (2/28)	IP	2.0 vs. Oregon (5/8/16)
2 vs. NMSU (2/28)	SO	2, 3x, last vs. NMSU (3/28/17)
1, 2x, last vs. Fullerton (2/28)	BB	1, 6x, last vs. Fullerton (2/28/17)

2017


Date	Opponent	GS	IP	H	R	ER	BB	SO	2B	3B	HR	WP	BK	HBP	IBB	Score	W-L	Sv	ERA	NP
Feb 21	OKLAHOMA STATE	0	0.0	3	3	3	0	0	0	0	0	0	0	0	0	4-18	0-0	0	999.00	11
Feb 28	NEW MEXICO STATE	0	1.0	1	0	0	1	2	0	0	0	1	0	0	0	12-5	0-0	0	27.00	23
Mar 07	CAL STATE FULLERT	0	0.1	2	1	1	1	0	0	0	0	0	0	0	0	4-10	0-0	0	27.00	18
Totals		0	1.1	6	4	4	2	2	0	0	0	1	0	0	0	20-33	0-0	0	27.00	-

Career Year-by-Year

Year	era	w-l	app	gs	cg	sho	sv	ip	h	r	er	bb	so
2016	4.97	0-0	13	0	0	0/0	0	12.2	20	7	7	4	10
2017	27.00	0-0	3	0	0	0/0	0	1.1	6	4	4	2	2
TOTAL	7.07	0-0	16	0	0	0/0	0	14.0	26	11	11	6	12

2017 Sun Devil Baseball

PLAYER BIOS



Ryan Hingst #17 RHP

Junior - 6'4 - 200
Bats/Throws: R/R
El Paso, Texas
Franklin


2017 Season-High.....Statistic.....Career-High
4.0 vs. Northwestern (2/17) IP 9.0 vs. Utah (3/25/16)
4 at TCU (2/25) SO 9 vs. Utah (3/25/16)
5 at TCU (2/25) BB 5 at TCU (2/25/17)

2017

Date	Opponent	GS	IP	H	R	ER	BB	SO	2B	3B	HR	WP	BK	HBP	IBB	Score	W-L	Sv	ERA	NP
Feb 17	NORTHWESTERN-2	*	4.0	1	3	0	3	3	0	0	1	0	0	0	0	4-3	0-0	0	0.00	79
Feb 25	at TCU	*	3.2	4	4	4	5	4	1	0	1	1	0	0	0	4-8	0-1	0	4.70	66
Mar 03	LOYOLA MARYMOUN	*	0.1	1	0	0	0	1	0	0	0	0	0	0	0	2-1	0-1	0	4.50	6
Mar 04	LOYOLA MARYMOUN	*	1.2	2	0	0	0	2	0	0	0	0	0	0	0	2-3	0-1	0	3.72	25
Mar 07	CAL STATE FULLERT	*	3.1	1	1	1	3	2	0	0	0	0	0	0	0	4-10	0-1	0	3.46	55
Totals		3	13.0	9	8	5	11	12	1	0	1	1	0	2	0	16-25	0-1	0	3.46	-

Career Year-by-Year

Year	era	w-l	app	gs	cg	sho	sv	ip	h	r	er	bb	so
2015	5.79	3-3	12	4	0	0/0	0	23.1	29	16	15	10	16
2016	3.06	3-1	15	2	1	1/0	2	32.1	23	12	11	16	31
2017	3.46	0-1	5	3	0	0/0	0	13.0	9	8	5	11	12
TOTAL	4.06	6-5	32	9	1	1/0	2	68.2	61	36	31	37	59



Chris Isbell #26 RHP

Sophomore - 6'0 - 195
Bats/Throws: R/R
Scottsdale, Ariz.
Horizon

2017 Season-High.....Statistic.....Career-High
0.2 vs. Oklahoma State (2/21) IP 3.1 vs. Washington (4/10/16)
N/A SO 3, twice, last at San Diego (5/18/16)
N/A BB 2, twice last at Arizona (5/14/16)

2017

Date	Opponent	GS	IP	H	R	ER	BB	SO	2B	3B	HR	WP	BK	HBP	IBB	Score	W-L	Sv	ERA	NP
Feb 21	OKLAHOMA STATE		0.2	2	2	2	0	0	0	0	0	0	0	0	0	4-18	0-0	0	27.00	13
Totals		0	0.2	2	2	2	0	0	0	0	0	0	0	0	0	4-18	0-0	0	27.00	-

Career Year-by-Year

Year	era	w-l	app	gs	cg	sho	sv	ip	h	r	er	bb	so
2016	2.84	2-2	15	1	0	0/0	0	19.0	23	11	6	8	10
2017	27.00	0-0	1	0	0	0/0	0	0.2	2	2	2	0	0
TOTAL	3.66	2-2	16	1	0	0/0	0	19.2	25	13	8	8	10




Taylor Lane #47 INF

Junior - 6'4 - 205
Bats/Throws: R/R
Chesapeake, Virg.
IMG

2017 Season-High.....Statistic.....Career-High
2 vs. Northwestern (2/17) Hits 2 vs. Northwestern (2/17/17)
N/A RBI N / A
1, 3x, last vs. NMSU (2/28) RS 1, 3x, last vs. NMSU (2/28/17)

2017

Date	Opponent	Pos	AB	R	H	RBI	2B	3B	HR	BB	SB	CS	HBP	SAC	SF	GDP	K	PO	A	E	Avg
Feb 17	NORTHWESTERN-2	*1b	4	0	0	0	0	0	0	0	0	0	0	0	0	0	1	13	0	0	500
Feb 18	NORTHWESTERN	*3b	3	1	0	0	0	0	0	0	0	0	0	0	0	0	0	0	0	0	286
Feb 21	OKLAHOMA STATE	*3b/1b	4	0	0	0	0	0	0	0	0	0	0	0	0	0	1	3	0	0	182
Feb 25	at TCU	*1b/3b	4	0	1	0	0	0	0	0	0	0	0	0	0	0	1	3	0	0	200
Feb 26	at TCU	*1b/3b	2	1	1	0	0	0	0	0	0	0	0	0	0	0	0	8	0	0	235
Feb 28	NEW MEXICO STATE	*3b	4	1	1	0	0	0	0	0	0	0	0	0	0	0	2	1	1	0	238
Mar 04	LOYOLA MARYMOUN	*1b	4	0	1	0	0	0	0	0	0	0	0	0	0	0	0	1	2	0	240
Mar 07	CAL STATE FULLERT	1b	1	0	0	0	0	0	0	0	0	0	0	0	0	0	0	0	0	0	231
Mar 08	CAL STATE FULLERT	ph/2b	0	0	0	0	0	0	0	0	0	0	0	0	0	0	0	2	0	0	231
Totals		7gs	26	3	6	0	0	0	0	3	0	0	0	0	0	0	5	37	8	0	231



Ryan Lillard #5 OF

Junior - 6'1 - 203
Bats/Throws: L/R
Urbandale, Iowa
Urbandale

2017 Season-High.....Statistic.....Career-High
2, twice, last vs. NMSU (2/28) Hits 2, 6x, last vs. NMSU (2/28/17)
2, twice, last vs. Fullerton (5/8) RBI 2, 5x, last vs. Fullerton (5/8/17)
2, twice, last vs. NMSU (2/28) RS 3 at UCLA (5/22/16)

2017


Date	Opponent	Pos	AB	R	H	RBI	2B	3B	HR	BB	SB	CS	HBP	SAC	SF	GDP	K	PO	A	E	Avg
Feb 17	NORTHWESTERN-1	*of	3	1	1	0	1	0	0	1	0	0	0	0	0	0	1	0	0	0	333
Feb 17	NORTHWESTERN-2	*of	3	1	0	0	0	0	0	0	0	0	0	0	0	0	1	2	0	0	375
Feb 18	NORTHWESTERN	*of	4	1	1	0	0	0	0	0	0	0	0	0	0	0	0	2	0	0	333
Feb 21	OKLAHOMA STATE	*of	3	0	0	0	0	0	0	0	0	0	0	0	0	0	0	0	0	0	267
Feb 24	at TCU	*of	5	2	1	0	0	0	0	0	0	0	0	0	0	0	0	1	1	0	250
Feb 25	at TCU	*of	4	0	0	0	0	0	0	0	0	0	0	0	0	0	0	3	1	0	208
Feb 28	NEW MEXICO STATE	*of	3	2	2	2	0	0	0	1	1	0	0	0	0	0	1	0	0	0	259
Mar 03	LOYOLA MARYMOUN	*of	3	0	0	0	0	0	0	0	0	0	0	0	0	0	0	0	5	0	233
Mar 04	LOYOLA MARYMOUN	ph	1	0	0	0	0	0	0	0	0	0	0	0	0	0	0	1	0	0	226
Mar 05	LOYOLA MARYMOUN	ph/of	2	1	1	0	1	0	0	0	0	0	0	0	0	0	0	1	0	0	242
Mar 07	CAL STATE FULLERT	ph/of	2	0	1	0	0	0	0	0	0	0	0	0	0	0	0	1	0	0	257
Mar 08	CAL STATE FULLERT	*of	3	0	1	2	1	0	0	0	0	0	0	0	0	0	0	0	0	0	283
Totals		9gs	38	7	10	5	3	0	0	3	1	1	0	0	0	0	10	15	1	0	263

Career Year-by-Year

Year	avg	gp-gs	ab	r	h	2b	3b	hr	rbi	bb	so	sb-att
2015	.233	26-5	30	11	7	1	0	0	3	0	12	0-0
2016	.227	38-19	88	12	20	5	1	1	15	8	24	7-7
2017	.263	12-9	38	7	10	3	0	0	5	3	10	1-2
TOTAL	.237	76-33	156	30	37	9	1	1	23	11	46	8-9

2017 Sun Devil Baseball

PLAYER BIOS




Lyle Lin **#27**
C

Freshman - 6'1 - 207
Bats/Throws: R/R
Taipei, Taiwan
JSerra Catholic

2017 Season-High	Statistic	Career-High
3, 3x, last vs. NMSU (2/28)	Hits	2, 3x, last vs. NMSU (2/28/17)
2, 4x, last vs. LMU (3/5)	RBI	2, 4x, last vs. LMU (3/5/17)
2 vs. NMSU (2/28)	RS	2 vs. NMSU (2/28/17)

2017

Date	Opponent	Pos	AB	R	H	RBI	2B	3B	HR	BB	SB	CS	HBP	SAC	SF	GDP	K	PO	A	E	Avg
Feb 17	NORTHWESTERN-1	*1b	4	0	2	2	1	0	0	0	0	0	0	0	0	0	1	8	0	0	500
Feb 17	NORTHWESTERN-2	*c	5	0	2	2	1	0	0	0	0	0	0	0	0	0	1	5	1	0	444
Feb 18	NORTHWESTERN	*1b	4	0	3	1	1	0	0	0	0	0	0	0	0	0	0	12	0	0	538
Feb 21	OKLAHOMA STATE	*1b	2	0	0	0	0	0	0	1	0	0	0	0	0	0	1	6	0	0	467
Feb 24	at TCU	*1b	6	0	2	0	0	0	0	0	0	0	0	0	0	0	0	6	2	0	476
Feb 25	at TCU	*c/1b	5	0	2	1	0	0	0	0	0	0	0	0	0	0	0	7	2	0	462
Feb 26	at TCU	*c	4	0	1	0	0	0	0	0	0	0	0	0	0	0	1	4	2	0	433
Feb 28	NEW MEXICO STATE	*1b	5	2	3	2	0	0	0	1	2	0	0	0	0	0	0	7	1	0	457
Mar 03	LOYOLA MARYMOUN	*c	3	0	0	0	0	0	0	0	0	0	1	0	0	0	1	5	3	1	421
Mar 04	LOYOLA MARYMOUN	*c	4	0	2	1	1	0	0	0	0	0	0	0	0	0	2	12	1	0	429
Mar 05	LOYOLA MARYMOUN	*c/1b	4	0	2	0	0	0	0	0	0	0	0	0	0	0	0	5	3	0	435
Mar 07	CAL STATE FULLERT	*1b/c	4	0	2	1	0	0	0	0	0	0	1	0	0	0	0	11	0	0	440
Mar 08	CAL STATE FULLERT	*c/1b	2	1	0	0	0	0	0	1	0	0	0	0	0	0	0	7	0	1	423
Totals		13gs	52	4	22	12	3	0	0	4	2	0	2	0	0	0	7	95	15	2	423



Eli Lingos **#15**
LHP

Junior - 6'0 - 192
Bats/Throws: L/L
Temecula, Calif.
Greak Oak


2017 Season-High	Statistic	Career-High
7.2 vs. LMU (3/3)	IP	7.2 vs. LMU (3/3/17)
8 at TCU (2/24)	SO	8 at TCU (2/24/17)
3 at TCU (2/24)	BB	4, twice, last at Arizona (5/14/16)

2017

Date	Opponent	GS	IP	H	R	ER	BB	SO	2B	3B	HR	WP	BK	HBP	IBB	Score	W-L	Sv	ERA	NP
Feb 17	NORTHWESTERN-1	*	6.2	3	3	0	0	6	0	0	0	0	0	0	2	0-3	1-0	0	0.00	81
Feb 24	at TCU	*	6.0	2	2	2	3	8	0	0	1	0	0	0	0	13-9	2-0	0	1.42	101
Mar 03	LOYOLA MARYMOUN	*	7.2	5	1	0	0	6	2	0	0	0	0	0	1	0-2	3-0	0	0.89	106
Totals		3	20.1	10	3	2	3	20	3	0	1	1	0	3	0	18-11	3-0	0	0.89	-

Career Year-by-Year

Year	era	w-l	app	gs	cg	sho	sv	ip	h	r	er	bb	so
2015	5.03	1-1	15	0	0	0/0	0	19.2	17	16	11	8	18
2016	4.50	3-5	20	12	0	0/0	1	64.0	74	37	32	26	50
2017	0.89	3-0	3	3	0	0/0	0	20.1	10	3	2	3	20
TOTAL	3.89	7-6	38	15	0	0/0	1	104.0	101	56	45	37	88




Alec Marsh **#8**
RHP

Freshman - 6'2 - 220
Bats/Throws: R/R
Milwaukee, Wisc.
Ronald Reagan

2017 Season-High	Statistic	Career-High
2.0 vs. Northwestern (2/17)	IP	2.0 vs. Northwestern (2/17/17)
1 vs. Oklahoma State (2/21)	SO	1 vs. Oklahoma State (2/21/17)
1, 3x, last vs. NMSU (2/28)	BB	1, 3x, last vs. NMSU (2/28/17)

2017

Date	Opponent	GS	IP	H	R	ER	BB	SO	2B	3B	HR	WP	BK	HBP	IBB	Score	W-L	Sv	ERA	NP
Feb 21	OKLAHOMA STATE		1.0	2	0	0	0	1	0	0	0	1	0	0	0	4-18	0-0	0	0.00	15
Mar 07	CAL STATE FULLERT		0.2	1	0	0	1	0	0	0	0	1	0	0	0	4-10	0-0	0	0.00	19
Totals		0	1.2	3	0	0	1	1	0	0	0	2	0	0	0	8-28	0-0	0	0.00	-



Jeremy McQuin **#10**
INF

Sophomore - 6'1 - 182
Bats/Throws: S/R
Gilbert, Ariz.
Perry

2017 Season-High	Statistic	Career-High
2 vs. Northwestern (2/17)	Hits	2, 4x, last at TCU (2/24/17)
2, twice, last vs. Oklahoma State (2/21)	RBI	2, 4x, last vs. Oklahoma State (2/21/17)
1, 3x, last vs. NMSU (2/28)	RS	1, 3x, last vs. NMSU (2/28/17)

2017


Date	Opponent	Pos	AB	R	H	RBI	2B	3B	HR	BB	SB	CS	HBP	SAC	SF	GDP	K	PO	A	E	Avg	
Feb 17	NORTHWESTERN-1	*ss	4	0	0	0	0	0	0	0	0	0	0	0	0	0	0	2	1	5	0	0.00
Feb 17	NORTHWESTERN-2	*ss	4	0	1	0	0	0	0	0	0	0	0	0	0	0	0	0	0	0	1	125
Feb 18	NORTHWESTERN	*ss	4	2	2	2	1	1	0	0	0	0	0	0	0	0	0	1	8	0	0	250
Feb 21	OKLAHOMA STATE	*ss	5	0	1	2	0	0	0	0	0	0	0	0	0	0	0	0	2	2	0	235
Feb 24	at TCU	*ss	4	3	2	0	0	0	0	1	0	0	0	0	0	0	0	0	2	2	0	266
Feb 25	at TCU	*ss	5	0	0	0	0	0	0	0	0	0	0	0	0	0	0	3	1	0	0	231
Feb 26	at TCU	*ss	3	0	0	0	0	0	0	0	0	0	0	0	0	0	0	1	1	2	0	207
Mar 03	LOYOLA MARYMOUN	*ss	3	0	0	0	0	0	0	0	0	0	0	0	0	0	0	0	3	1	0	188
Mar 04	LOYOLA MARYMOUN	*ss	3	0	1	0	0	0	0	0	0	0	0	0	0	0	0	0	2	1	0	200
Mar 05	LOYOLA MARYMOUN	*ss	2	0	1	0	0	0	0	1	0	0	0	0	0	0	0	0	1	2	0	216
Mar 07	CAL STATE FULLERT	*ss	4	0	1	0	0	0	0	0	0	0	0	0	0	0	0	0	2	4	0	220
Mar 08	CAL STATE FULLERT	*ss	2	1	1	0	0	0	0	0	0	0	0	0	0	0	0	0	1	2	1	233
		12gs	43	6	10	4	1	1	0	2	0	1	0	0	0	1	13	16	42	5	233	

Career Year-by-Year

Year	avg	gp-gs	ab	r	h	2b	3b	hr	rbi	bb	so	sb-att
2016	163	37-27	92	11	15	4	0	1	7	8	24	0-1
2017	233	12-12	43	6	10	1	1	0	4	2	13	0-1
TOTAL	185	49-39	135	17	25	5	1	1	11	10	37	0-2

2017 Sun Devil Baseball

PLAYER BIOS




Chaz Montoya #3 LHP

Freshman - 6'0 - 160
Bats/Throws: L/L
Glendale, Ariz.
Centennial

2017 Season-High.....Statistic.....Career-High
1.2 vs. LMU (3/5).....IP.....1.2 vs. LMU (3/5/17)
2, twice, last at TCU (2/24).....SO.....2, twice, last at TCU (2/24/17)
2 at TCU (2/26).....BB.....2, at TCU (2/26/17)

2017

Date	Opponent	GS	IP	H	R	ER	BB	SO	2B	3B	HR	WP	BK	HBP	IBB	Score	W-L	Sv	ERA	NP
Feb 17	NORTHWESTERN-1	0	0.2	0	0	0	0	0	0	0	0	0	0	0	0	3-1	0-0	1	0.00	16
Feb 21	OKLAHOMA STATE	0	0.2	6	5	5	1	0	2	0	0	0	0	0	0	4-18	0-0	1	33.75	31
Feb 24	at TCU	0	0.2	0	0	0	0	2	0	0	0	0	0	0	0	13-9	0-0	1	22.50	7
Feb 26	at TCU	0	1.0	3	3	3	2	1	2	0	0	0	0	0	0	2-5	0-1	1	24.00	29
Mar 03	LOYOLA MARYMOUN	0	0.1	0	0	0	0	0	0	0	0	0	0	0	0	2-1	0-1	1	21.60	2
Mar 04	LOYOLA MARYMOUN	0	0.1	0	0	0	0	0	0	0	0	0	0	0	0	2-3	0-1	1	19.64	5
Mar 05	LOYOLA MARYMOUN	0	1.2	3	1	1	1	1	1	0	0	0	0	0	0	5-8	0-1	1	15.19	25
Mar 07	CAL STATE FULLERT	0	0.1	1	0	0	0	1	0	0	0	0	0	0	0	4-10	0-1	1	14.29	11
Totals		0	5.2	13	9	9	6	7	5	0	0	1	0	0	1	35-55	0-1	1	14.29	-



James Ryan #39 RHP

Sophomore - 6'2 - 190
Bats/Throws: R/R
Huntington Beach, Calif.
Marina


2017 Season-High.....Statistic.....Career-High
3.0 vs. Northwestern (2/18).....IP.....4.0 at Fullerton (4/9/16)
2 at TCU (2/24).....SO.....3, 3x, last at Long Beach State (2/26/16)
N/A.....BB.....2 vs. Oregon (5/7/16)

2017

Date	Opponent	GS	IP	H	R	ER	BB	SO	2B	3B	HR	WP	BK	HBP	IBB	Score	W-L	Sv	ERA	NP
Feb 18	NORTHWESTERN	0	3.0	0	0	0	0	1	0	0	0	0	0	0	0	6-2	1-0	0	0.00	22
Feb 24	at TCU	0	1.1	4	4	4	0	2	0	0	3	0	0	0	0	13-9	1-0	0	8.31	31
Mar 05	LOYOLA MARYMOUN	0	1.1	2	1	1	0	0	1	0	0	0	0	0	0	5-8	1-0	0	7.94	20
Mar 07	CAL STATE FULLERT	0	1.0	2	2	2	0	0	0	0	0	0	0	0	0	4-10	1-1	0	9.45	8
Totals		0	6.2	8	7	7	0	3	1	0	3	0	0	0	0	28-29	1-1	0	9.45	-

Career Year-by-Year

Year	era	w-l	app	gs	cg	sho	sv	ip	h	r	er	bb	so
2016	5.28	0-0	19	1	0	0/0	1	29.0	41	19	17	7	19
2017	9.45	1-1	4	0	0	0/0	0	6.2	8	7	7	0	3
TOTAL	6.06	1-1	23	1	0	0/0	1	35.2	49	26	24	7	22



Grant Schneider #29 RHP

Junior - 6'3 - 205
Bats/Throws: R/R
Austin, Tex.
Lake Travis

2017 Season-High.....Statistic.....Career-High
3.2 vs. Fullerton (3/8).....IP.....3.2 vs. Fullerton (3/8/17)
4 vs. Fullerton (3/8).....SO.....4 vs. Fullerton (3/8/17)
3 vs. Fullerton (3/8).....BB.....3, twice, last vs. Fullerton (3/8/17)

2017

Date	Opponent	GS	IP	H	R	ER	BB	SO	2B	3B	HR	WP	BK	HBP	IBB	Score	W-L	Sv	ERA	NP
Feb 21	OKLAHOMA STATE	0	2.2	4	3	1	0	1	0	0	0	0	0	0	0	4-18	0-0	0	3.38	32
Feb 25	at TCU	0	0.2	0	0	0	0	1	1	0	0	0	0	0	0	4-8	0-0	0	2.70	11
Feb 28	NEW MEXICO STATE	0	1.0	3	2	2	0	2	1	0	0	0	0	0	0	12-5	0-0	0	6.23	22
Mar 08	CAL STATE FULLERT	0	3.2	10	6	6	3	4	3	0	0	1	0	0	0	4-13	0-0	0	10.12	88
Totals		0	8.0	17	11	9	4	8	4	0	0	1	0	0	0	24-44	0-0	0	10.12	-

Career Year-by-Year

Year	era	w-l	app	gs	cg	sho	sv	ip	h	r	er	bb	so
2015	12.00	0-0	3	0	0	0/0	0	3.0	2	4	4	4	3
2016	8.38	0-0	9	0	0	0/0	1	9.2	12	11	9	11	7
2017	10.12	0-0	4	0	0	0/0	0	8.0	17	11	9	4	8
TOTAL	9.58	0-0	16	0	0	0/0	1	20.2	31	26	22	19	18



Andrew Shaps #16 OF

Junior - 6'1 - 190
Bats/Throws: L/L
Paradise Valley, Ariz.
Chaparral

2017 Season-High.....Statistic.....Career-High
2, 3x, last vs. Fullerton (3/7).....Hits.....3, 3x, last vs. Eastern Michigan (3/5/16)
1, 3x, last vs. Fullerton (3/7).....RBI.....3, twice, last at UCLA (5/20/16)
2, twice, last vs. LMU (3/5).....RS.....2, 7x, last vs. LMU (3/5/17)

2017


Date	Opponent	Pos	AB	R	H	RBI	2B	3B	HR	BB	SB	CS	HBP	SAC	GF	PO	A	E	Avg
Feb 25	at TCU	*of	3	2	0	0	0	0	0	2	1	0	0	0	0	0	6	0	.667
Feb 26	at TCU	*of	4	1	0	0	0	0	0	1	0	0	0	0	0	3	1	0	.286
Feb 28	NEW MEXICO STATE	*of	4	1	0	0	0	0	0	1	0	0	0	0	0	1	0	0	.182
Mar 03	LOYOLA MARYMOUN	*of	4	0	1	1	0	0	0	0	0	0	0	0	0	1	0	0	.200
Mar 04	LOYOLA MARYMOUN	*of	4	0	1	0	0	0	0	0	0	0	0	0	0	1	3	0	.211
Mar 05	LOYOLA MARYMOUN	*of	5	2	2	1	0	0	1	0	0	0	0	0	0	0	1	0	.250
Mar 07	CAL STATE FULLERT	*of	5	1	1	1	1	0	0	0	0	0	0	0	0	2	0	0	.276
Mar 08	CAL STATE FULLERT	*of	3	0	1	0	0	0	0	0	0	0	0	0	0	1	0	0	.281
Totals		ogs	32	6	9	3	1	0	1	5	2	0	0	0	1	3	19	1	.281

Career Year-by-Year

Year	avg	gp-gs	ab	r	h	2b	3b	hr	rbi	bb	so	sb-att
2015	.000	25-0	6	1	0	0	0	0	1	0	3	0-0
2016	.321	57-56	212	29	68	12	4	2	27	13	37	6-11
2017	.281	8-8	32	6	9	1	0	1	3	5	3	2-2
TOTAL	.308	90-64	250	36	77	13	4	3	31	18	43	8-13

2017 Sun Devil Baseball

PLAYER BIOS



Andrew Snow

**#4
INF**

Junior - 6'1 - 185
Bats/Throws: R/R
Woodland, Calif.
Jesuit


2017 Season-High	Statistic	Career-High
4 vs. NMSU (2/28)	Hits	4 vs. NMSU (2/28/17)
3 vs. NMSU (2/28)	RBI	4 at Washington State (4/2/16)
2, twice, last vs. NMSU (2/28)	RS	3 vs. New Mexico (4/29/16)

2017

Date	Opponent	Pos	AB	R	H	RBI	2B	3B	HR	BB	SB	CS	HBP	SAC	SF	GDP	K	PO	A	E	Avg
Feb 17	NORTHWESTERN-1	*3b	4	1	2	1	0	0	0	0	0	0	0	0	0	0	1	1	1	0	500
Feb 17	NORTHWESTERN-2	*3b	2	1	1	2	0	0	0	1	0	0	0	0	0	0	1	2	3	0	500
Feb 18	NORTHWESTERN	ph	1	0	0	0	0	0	0	0	0	0	0	0	0	0	1	0	0	0	429
Feb 21	OKLAHOMA STATE	ph/3b	1	0	0	0	0	0	0	0	0	0	0	0	0	0	1	0	0	0	375
Feb 24	at TCU	*3b	4	2	1	2	0	0	0	1	0	0	0	0	0	0	1	0	1	1	333
Feb 25	at TCU	*3b	3	0	1	0	0	0	0	1	0	0	0	0	0	0	1	0	0	0	333
Feb 26	at TCU	ph	1	0	1	0	0	0	0	0	0	0	0	0	0	0	0	0	0	0	375
Feb 28	NEW MEXICO STATE	*2b	4	2	4	3	1	0	0	1	0	0	0	0	0	0	0	0	1	3	500
Mar 03	LOYOLA MARYMOUN	*1b	4	1	0	0	0	0	0	0	0	0	0	0	0	0	1	10	0	1	500
Mar 04	LOYOLA MARYMOUN	*2b	4	1	0	0	0	0	0	0	0	0	0	0	0	0	1	2	1	0	429
Mar 05	LOYOLA MARYMOUN	*1b/2b	5	0	0	0	0	0	0	0	0	0	0	0	0	0	0	1	13	0	364
Mar 08	CAL STATE FULLERTON	*1b	3	0	0	0	0	0	0	0	0	0	0	0	0	0	1	3	0	0	333
Totals		9gs	36	7	12	8	2	0	0	4	0	0	2	0	2	1	8	30	8	7	333

Career Year-by-Year

Year	avg	gp-gs	ab	r	h	2b	3b	hr	rbi	bb	so	sb-att
2015	.300	48-40	140	18	42	6	1	2	24	10	31	1-5
2016	.276	54-52	192	24	53	13	0	0	24	16	36	2-4
2017	.333	12-9	36	7	12	2	0	0	8	4	8	0-0
TOTAL	.291	114-101	368	49	107	21	1	2	56	30	75	3-9



Fitz Stadler

**#22
RHP**

Sophomore - 6'9 - 234
Bats/Throws: R/R
Glenview, Ill.
Glenbrook South


2017 Season-High	Statistic	Career-High
3.2 vs. NMSU (2/28)	IP	3.2 vs. NMSU (2/28/17)
2, 3x, last vs. Fullerton (3/8)	SO	2, 6x, last vs. Fullerton (3/8/17)
1 vs. NMSU (2/28)	BB	3 at UCLA (5/21/16)

2017

Date	Opponent	GS	IP	H	R	ER	BB	SO	2B	3B	HR	WP	BK	HBP	IBB	Score	W-L	Sv	ERA	NP
Feb 17	NORTHWESTERN-2	*	2.2	1	0	0	0	2	0	0	0	0	0	0	0	4-3	0-0	0	0.00	39
Feb 26	at TCU	*	1.0	2	1	1	0	0	0	1	0	0	0	0	0	2-5	0-0	0	2.45	19
Feb 28	NEW MEXICO STATE	*	3.2	1	2	2	1	1	0	0	0	0	0	0	0	12-5	1-0	0	3.68	42
Mar 05	LOYOLA MARYMOUN	*	2.0	1	0	0	0	2	0	0	0	0	0	0	0	5-8	1-0	0	2.89	27
Mar 08	CAL STATE FULLERTON	*	2.0	8	7	4	0	2	1	1	0	0	0	0	0	4-13	1-1	0	5.56	51
Totals		1	11.1	13	10	7	1	7	1	2	0	1	0	2	0	27-34	1-1	0	5.56	-

Career Year-by-Year

Year	era	w-l	app	gs	cg	sho	sv	ip	h	r	er	bb	so
2016	9.35	0-1	12	1	0	0/0	0	17.1	30	22	18	15	10
2017	5.56	1-1	5	1	0	0/0	0	11.1	13	10	7	1	7
TOTAL	7.85	1-2	17	2	0	0/0	0	28.2	43	32	25	16	17



Reagan Todd

**#18
LHP/INF**

Redshirt Sophomore - 6'3 - 215
Bats/Throws: L/L
Centennial, Colo.
Regis Jesuit


2017 Season-High	Statistic	Career-High
3.0 vs. Northwestern (2/18)	IP	6.0 vs. UC Davis (3/13/16)
5, twice, last vs. LMU (3/4)	SO	4, twice, last vs. LMU (3/4/17)
2 at TCU (2/24)	BB	4 vs. Washington (4/10/16)

2017

Date	Opponent	GS	IP	H	R	ER	BB	SO	2B	3B	HR	WP	BK	HBP	IBB	Score	W-L	Sv	ERA	NP
Feb 17	NORTHWESTERN-1	*	1.1	0	0	0	1	0	0	0	0	0	0	0	0	3-1	0-0	0	0.00	15
Feb 18	NORTHWESTERN	*	3.0	2	0	0	0	5	0	0	0	1	0	0	0	6-2	0-0	0	0.00	38
Feb 24	at TCU	*	1.0	2	3	3	2	1	0	0	0	0	0	0	0	13-9	0-0	0	5.06	33
Feb 28	NEW MEXICO STATE	*	1.2	2	0	0	0	2	1	0	0	0	0	0	0	12-5	0-0	0	3.86	25
Mar 03	LOYOLA MARYMOUN	*	0.2	1	0	0	0	0	0	0	0	0	0	0	0	2-1	0-0	1	3.52	7
Mar 04	LOYOLA MARYMOUN	*	2.0	3	2	2	0	5	0	1	0	1	0	0	0	2-3	0-1	1	4.66	33
Totals		0	9.2	10	5	5	3	13	1	1	0	2	0	0	0	38-21	0-1	1	4.66	-

Career Year-by-Year

Year	era	w-l	app	gs	cg	sho	sv	ip	h	r	er	bb	so
2016	6.64	1-4	15	6	0	0/0	0	42.0	53	36	31	20	37
2017	4.66	0-1	6	0	0	0/0	1	9.2	10	5	5	3	13
TOTAL	6.27	1-5	21	6	0	0/0	1	51.2	63	41	36	23	50



Spencer Van Scoyoc

**#44
LHP/INF**

Freshman - 6'4 - 200
Bats/Throws: L/L
Cedar Rapids, Iowa
Jefferson


2017 Season-High	Statistic	Career-High
6.0 at TCU (2/26)	IP	6.0 at TCU (2/26/17)
4 at TCU (2/26)	SO	4 at TCU (2/26/17)
5 at TCU (2/26)	BB	5 at TCU (2/26/17)

2017

Date	Opponent	GS	IP	H	R	ER	BB	SO	2B	3B	HR	WP	BK	HBP	IBB	Score	W-L	Sv	ERA	NP
Feb 18	NORTHWESTERN	*	2.1	1	1	1	3	3	0	0	0	0	0	0	0	6-2	0-0	0	3.86	52
Feb 26	at TCU	*	6.0	2	1	0	5	4	0	0	0	0	0	0	0	2-3	0-0	0	1.08	103
Mar 04	LOYOLA MARYMOUN	*	5.0	4	1	1	4	4	0	0	0	1	0	1	0	2-3	0-0	0	1.35	85
Totals		3	13.1	7	3	2	12	11	1	0	0	1	1	2	0	10-10	0-0	0	1.35	-

2017 Sun Devil Baseball

PLAYER BIOS



Tanner West

#38
LHP

Freshman - 6'2 - 190
Bats/Throws: L/L
Albuquerque, New Mex.
Volcano Vista

2017 Season-High	Statistic	Career-High
3.1 vs. Fullerton (3/8)	IP	3.1 vs. Fullerton (3/8/17)
2 vs. Fullerton (3/8)	SO	2 vs. Fullerton (3/8/17)
2 vs. Oklahoma State (2/21)	BB	2, vs. Oklahoma State (2/21/17)

2017

Date	Opponent	GS	IP	H	R	ER	BB	SO	2B	3B	HR	WP	BK	HBP	IBB	Score	W-L	Sv	ERA	NP
Feb 21	OKLAHOMA STATE	0	0.1	2	2	2	2	1	0	0	0	0	0	0	0	4-16	0-0	0	54.00	20
Feb 25	at TCU	0	0.2	0	0	0	0	1	0	0	0	0	0	0	0	4-8	0-0	0	18.00	11
Mar 08	CAL STATE FULLERTON	0	3.1	0	0	0	1	2	0	0	0	0	0	0	1	4-13	0-0	0	4.15	43
Totals		0	4.1	2	2	2	3	4	0	0	0	0	0	0	1	12-39	0-0	0	4.15	-



Tyler Williams

#25
OF

Sophomore - 6'3 - 236
Bats/Throws: R/R
Peoria, Ariz.
Raymond S. Kellis


2017 Season-High	Statistic	Career-High
2 at TCU (2/24)	Hits	3 vs. California (4/15/16)
2 at TCU (2/24)	RBI	2, twice, last at TCU (2/24/17)
1, 4x, last vs. Fullerton (3/8)	RS	3 at Washington State (4/2/16)

2017

Date	Opponent	Pos	AB	R	H	RBI	2B	3B	HR	BB	SB	CS	HBP	SAC	SF	GDP	K	PO	A	E	Avg
Feb 17	NORTHWESTERN-2	ph/of	2	0	1	0	1	0	0	0	0	0	0	0	0	0	0	0	0	0	500
Feb 21	OKLAHOMA STATE	ph/dh	2	1	1	1	0	0	1	0	0	0	0	0	0	0	0	0	0	0	500
Feb 24	at TCU	*dh	4	1	2	2	0	0	1	0	0	0	0	1	0	0	1	0	0	0	417
Feb 25	at TCU	*dh	4	0	1	1	0	0	0	0	0	0	0	0	0	0	1	0	0	0	294
Feb 26	at TCU	*dh	5	0	0	1	0	0	0	0	0	0	0	0	0	0	2	0	0	0	250
Feb 28	NEW MEXICO STATE	*dh	3	1	0	1	0	0	0	2	0	0	0	0	0	0	0	0	0	0	227
Mar 03	LOYOLA MARYMOUN	*dh	2	0	0	0	0	0	0	0	0	0	0	1	0	0	0	0	0	0	217
Mar 04	LOYOLA MARYMOUN	ph/dh	1	0	0	0	0	0	0	1	0	0	0	0	0	0	0	0	0	0	222
Mar 05	LOYOLA MARYMOUN	*dh	4	0	1	1	1	0	0	0	0	0	0	0	0	0	0	0	0	0	226
Mar 07	CAL STATE FULLERTON	*dh	4	0	1	0	0	0	0	0	0	0	0	0	0	0	2	0	0	0	235
Mar 08	CAL STATE FULLERTON	*dh	3	1	1	0	0	0	0	0	0	0	0	0	0	1	0	0	0	0	235
Totals		8gs	34	4	8	7	2	0	2	3	0	0	2	0	1	1	7	0	0	0	235

Career Year-by-Year

Year	avg	gp-gs	ab	r	h	2b	3b	hr	rbi	bb	so	sb-att
2016	205	38-23	88	15	18	4	2	0	8	14	17	3-5
2017	235	11-8	34	4	8	2	0	2	7	3	7	0-0
TOTAL	213	49-31	122	19	26	6	2	2	15	17	24	3-5



Jackson Willeford

#19
INF

Redshirt Senior - 5'9 - 175
Bats/Throws: L/R
Ramona, Calif.
Ramona

2017 Season-High	Statistic	Career-High
1, 3x, last vs. Fullerton (3/7)	Hits	1, 3x, last vs. Fullerton (3/7/17)
1 vs. LMU (3/3)	RBI	1 vs. LMU (3/3/17)
2 vs. Fullerton (3/7)	RS	2 vs. Fullerton (3/7/17)

2017

Date	Opponent	Pos	AB	R	H	RBI	2B	3B	HR	BB	SB	CS	HBP	SAC	SF	GDP	K	PO	A	E	Avg
Feb 25	at TCU	ph	0	0	0	0	0	0	0	0	0	0	0	0	0	0	0	0	0	0	.000
Feb 26	at TCU	*2b	3	1	1	0	0	0	0	1	0	0	0	0	0	0	1	5	3	1	.333
Mar 03	LOYOLA MARYMOUN	*2b	3	1	1	1	0	0	0	1	0	0	0	0	0	0	1	2	1	0	.333
Mar 05	LOYOLA MARYMOUN	*3b	4	0	0	0	0	0	0	0	0	0	0	0	0	0	1	0	1	0	.200
Mar 07	CAL STATE FULLERTON	*3b	3	2	1	0	0	0	0	2	0	0	0	0	0	0	1	2	4	0	.231
Mar 08	CAL STATE FULLERTON	*3b	4	0	0	0	0	0	0	0	0	0	0	0	0	0	3	2	3	0	.176
Totals		5gs	17	4	3	1	0	0	0	5	0	0	0	0	0	0	7	11	12	1	.176



Sebastian Zawada

#20
INF/OF

Senior - 5'10 - 202
Bats/Throws: R/R
Tucson, Ariz.
Catalina Foothills/South Mountain CC

2017 Season-High	Statistic	Career-High
1, twice, last vs. Northwestern (2/17)	Hits	3 vs. Eastern Michigan (3/6/16)
1 vs. Northwestern (2/17)	RBI	5 vs. Eastern Michigan (3/6/16)
N/A	RS	2 vs. Eastern Michigan (3/6/16)

2017

Date	Opponent	Pos	AB	R	H	RBI	2B	3B	HR	BB	SB	CS	HBP	SAC	SF	GDP	K	PO	A	E	Avg
Feb 17	NORTHWESTERN-1	*dh	4	0	1	0	1	0	0	0	0	0	0	0	0	0	0	0	0	0	.250
Feb 17	NORTHWESTERN-2	*dh	5	0	1	1	0	0	0	0	0	0	0	0	0	0	0	0	0	0	.222
Feb 18	NORTHWESTERN	*dh	3	0	0	0	0	0	0	0	0	0	0	0	0	0	0	0	0	0	.167
Feb 21	OKLAHOMA STATE	*dh	2	0	0	0	0	0	0	0	0	0	0	0	0	0	0	0	0	0	.143
Feb 26	at TCU	ph	1	0	0	0	0	0	0	0	0	0	0	0	0	0	0	0	0	0	.133
Mar 04	LOYOLA MARYMOUN	*dh	2	0	0	0	0	0	0	0	0	0	0	0	0	0	0	0	1	0	.118
Mar 05	LOYOLA MARYMOUN	ph	1	0	0	0	0	0	0	0	0	0	0	0	0	0	0	0	0	0	.111
Mar 08	CAL STATE FULLERTON	ph/of	1	0	0	0	0	0	0	0	0	0	0	0	0	0	0	0	0	0	.105
Totals		5gs	19	0	2	1	1	0	0	0	0	0	0	0	0	0	3	0	0	0	.105

Career Year-by-Year

Year	avg	gp-gs	ab	r	h	2b	3b	hr	rbi	bb	so	sb-att
2016	250	47-21	152	14	38	6	0	8	21	7	33	1-1
2017	105	8-5	19	0	2	1	0	0	1	0	3	0-0
TOTAL	234	55-26	171	14	40	7	0	8	22	7	36	1-1