

2018 Sun Devil Baseball

GAME NOTES - UNCW

ARIZONA STATE

7-6 (0-0 Pac-12)
@ASU_Baseball
@TheSunDevils

GAMES 14-16

March 9-11

6:30/6:30/12:30 PM

Phoenix Muni Stadium

Phoenix, Ariz.

Watch: Pac-12 Stream

Radio: None

UNCW

9-3 (0-0 Big-12)
@UNCWBaseball
@UNCWathletics

Five-Time NCAA Champions (1965, 1967, 1969, 1977, 1981) | 22 College World Series Appearances | 21 Conference Championships | 123 All-Americans | 14 National Players of the Year | 11 College Baseball Hall of Fame



ASU_BASEBALL



SUN DEVIL BASEBALL



ASU_BASEBALL

MEDIA RELATIONS CONTACT

Jeremy Hawkes

jdhawkes@asu.edu | C: 520-403-0121 | O: 480-965-9544

2018 @ASU BASEBALL Schedule

Date	Opponent	Time/Score
17-Feb	Miami (OH) [^]	L 2-4
17-Feb	Miami (OH) DH [^]	W, 7-3
18-Feb	Miami (OH) DH [^]	W, 11-1 (7)
18-Feb	Miami (OH) [^]	L 8-16
23-Feb	St. Mary's [^]	L 1-6
24-Feb	St. Mary's [^]	L 5-6
25-Feb	St. Mary's [^]	W, 2-1
27-Feb	at Long Beach State	W, 1-0
28-Feb	at Long Beach State	L 4-16
2-Mar	Oklahoma St. [^]	W, 9-1
3-Mar	Oklahoma St. [^]	W, 14-2
4-Mar	Oklahoma St. [#]	L 2-3 (10)
6-Mar	at Pepperdine	W, 10-7
9-Mar	UNC Wilmington [^]	6:30 PM
10-Mar	UNC Wilmington [^]	6:30 PM
11-Mar	UNC Wilmington [^]	12:30 PM
13-Mar	Arizona [#]	7:00 PM
16-Mar	Oregon [^]	6:30 PM
17-Mar	Oregon [^]	6:30 PM
18-Mar	Oregon [^]	12:30 PM
20-Mar	UNLV [^]	6:30 PM
23-Mar	at UCLA [^] #	7:00 PM
24-Mar	at UCLA [^] #	12:00 PM
25-Mar	at UCLA [^] #	1:00 PM
29-Mar	at WSU [^] #	6:00 PM
30-Mar	at WSU [^] #	5:00 PM
31-Mar	at WSU [^] #	12:00 PM
3-Apr	Cal State Fullerton [#]	6:30 PM
4-Apr	Cal State Fullerton [#]	6:30 PM
6-Apr	USC [^]	6:30 PM
7-Apr	USC [^]	6:30 PM
8-Apr	USC [^]	12:30 PM
10-Apr	at UNLV	6:05 PM
13-Apr	at Stanford [*]	6:05 PM
14-Apr	at Stanford [*]	1:05 PM
15-Apr	at Stanford [*]	1:05 PM
20-Apr	Utah [^]	6:30 PM
21-Apr	Utah [^]	6:30 PM
22-Apr	Utah [^]	12:30 PM
25-Apr	New Mexico State [^]	6:30 PM
27-Apr	at Oregon State [*]	5:35 PM
28-Apr	at Oregon State [*]	1:35 PM
29-Apr	at Oregon State [*]	1:05 PM
4-May	Washington [^]	6:30 PM
5-May	Washington [^]	6:30 PM
6-May	Washington [^]	12:30 PM
9-May	at San Diego	6:00 PM
13-May	Pacific [^]	1:00 PM
14-May	Pacific [^]	6:30 PM
17-May	at Arizona [^] #	6:00 PM
18-May	at Arizona [^] #	7:00 PM
19-May	at Arizona [^] #	4:30 PM
24-May	Cal [^] #	7:00 PM
25-May	Cal [^] #	6:00 PM
26-May	Cal [^] #	12:00 PM

All times local

* - Indicates a Pac-12 Conference game

- Indicates a Pac-12 Network Game

^ - Indicates a Pac-12 Live Stream Game

#10THINGS (Twitter-Friendly Notes)

1. @gagcanning and @lin_lyle have started the season on 13-game hitting streaks, the first to do so since Johnny Ruettinger reach 14 in 2011.

2. Since at least 1999, there has not been a year in history that two different players started the season with a 13-game hitting streak.

3. With 20 career triples, @gagcanning is fourth in ASU history and chasing the NCAA record of 32 set back in the 1980s.

4. The Sun Devils currently lead the country in triples with 10 this season, six of those coming from @gagcanning, who leads the country.

5. @gagcanning leads the nation with 28 hits this season, two more than any other player in the NCAA.

6. The ASU freshman HR record is 11 @Barry-Bonds. @spenny19 has 8 in just 13 games this season.

7. @lin_lyle has a hit in every game for ASU this season, multiple hits in seven games and is 10th nationally with 17 hits this season.

8. @AlecMarsh8 has not allowed a run in three appearances and 9.0 innings pitched this season, striking out 6 with just 6 hits allowed

9. Freshman shortstop @swifty23 hasn't committed an error in nine straight games and has recorded or assisted 37 straight outs without one.

10. @sammm009 has allowed opposing teams to bat just .091 (2-for-22) against him when there's runners on the base path.

#BYTHENUMBERS

Gage Canning and Lyle Lin each have a **hit in all 13 games that the Sun Devils have played this season**. In addition to that, both have multiple hits in 9 of the 13 games. Since 1999, only two other players recording 13-game hitting streaks to start the season (Johnny Ruettinger in 2011 and Brooks Conrad in 2001 each started the season with 14-game hitting streaks). The longest hitting streak for any Sun Devil at any point last season was 12 games (also by Canning and Lin).

Drew Swift, the local freshman out of Chandler, Ariz., has not committed an error in **nine consecutive games** as the team's starting shortstop, becoming the first Sun Devil to start the first 13 games of the season at short since Colby Woodmansee in 2013. Swift has recording 37 consecutive putouts or defensive assists without committing an error. He has helped turn 8 of ASU's Pac-12 leading 13 double plays this season. Of All Pac-12 shortstops with at least 50 defensive chances this season, Swift is currently second with a .961 fielding percentage.

Spencer Torkelson has **eight home runs in the first 13 games of the season**. He is already tied for fifth in ASU freshman history with that total and is currently chasing Barry Bonds ASU freshman record of 11 home runs. The NCAA freshman record is 26 and was set by future MLB catcher Todd Greene of Georgia Southern back in 1990. Torkelson is first nationally in home runs and has also added five doubles to his tally with 13 of his 18 total hits this year going for extra-bases. He was named the Pac-12 Player of the Week this week.

Gage Canning leads the nation with six triples this season and is the NCAA active career leader with 20 triples in his career. Canning is chasing the ASU career triple record of 26, set by Alan Bannister and Ed Irvine back in the 1970s. His 20 triples are tied for fourth in ASU history and he is the first Sun Devil to reach at least 20 since Willie Bloomquist in 1997-99. Canning is also has his sights set on the NCAA career record of 32 triples, set by Bob Zeihan from 1985-88.

PROJECTED STARTERS

ASU	ERA	W-L	IP	SO	BB	Opp. Avg
RHP Sam Romero	2.19	1-0	12.1	11	4	.222
LHP Eli Lingos	3.63	2-0	17.1	18	5	.234
RHP Boyd Vander Kooi	0.61	2-0	14.2	9	2	.188
UNCW	ERA	W-L	IP	SO	BB	Opp. Avg
RHP Alex Royalty	1.12	2-0	16.0	20	4	.161
LHP Zaron Sharpe	4.50	0-2	12.0	16	3	.309
RHP Landen Roupp	0.00	0-0	5.0	3	1	.125

Team	Pac-12				Overall				Last 10	Streak	Home	Away	Neutral
	W	L	T	Pct	W	L	T	Pct					
Oregon State	0	0	0	.000	13	0	0	1.000	10-0	W 13	5-0	0-0	8-0
Stanford	0	0	0	.000	11	1	0	.917	9-1	W 1	10-1	1-0	0-0
UCLA	0	0	0	.000	10	2	0	.833	8-2	W 3	7-1	2-0	1-1
USC	0	0	0	.000	8	3	0	.727	8-2	L 1	6-1	2-2	0-0
Oregon	0	0	0	.000	8	3	0	.727	7-3	W 2	4-1	2-2	2-0
California	0	0	0	.000	7	4	0	.636	6-4	W 1	5-0	1-1	1-3
Washington	0	0	0	.000	6	5	0	.545	5-5	L 2	2-2	3-2	1-1
Arizona State	0	0	0	.000	7	6	0	.538	5-5	W 1	5-5	2-1	0-0
Arizona	0	0	0	.000	6	6	0	.500	4-6	W 1	5-0	0-3	1-3
Washington State	0	0	0	.000	2	6	0	.250	2-6	L 3	0-0	1-3	1-3
Utah	0	0	0	.000	0	11	0	.000	0-10	L 11	0-0	0-7	0-4

Five-Time NCAA Champions (1965, 1967, 1969, 1977, 1981) | 22 College World Series Appearances | 21 Conference Championships

123 All-Americans | 14 National Players of the Year | 10 College Baseball Hall of Fame Members

414 Major League Baseball Draft Picks | 108 Major Leaguers | 49 Major League Baseball First-Round Draft Picks

TWITTER: @ASU_BASEBALL

INSTAGRAM: @ASU_BASEBALL

FACEBOOK: SUNDEVILBASEBALL

2018 Sun Devil Baseball

QUICK FACTS/MEDIA INFO

GENERAL INFORMATION

Location	Tempe, Ariz.
Founded	1885
Enrollment	103,410
Nickname	Sun Devils
School Colors	Maroon and Gold
Home Field	Phoenix Municipal Stadium
Capacity	5,300
Packard Dimensions	Lines: 345 Alleys: 390 CF: 410
Surface	Grass
Affiliation	NCAA Div. I
Conference	Pac-12
President	Dr. Michael Crow
VP of Athletics	Ray Anderson
Sports Medicine Director	Kenny McCarty
Facility Management	Mike Chismar
Athletic Dept. Phone	(480) 965-3482
Ticket Office Phone	(480) 727-0000
Athletics Department Address	
.....	Carson Student-Athlete Center
.....	500 East Veteran's Way
.....	P.O. Box 872505
.....	Tempe, AZ 85287-2505

PROGRAM HISTORY

First Year of Baseball	1907 (7-2)
Start of NCAA Baseball	1959 (28-18-1)
All-Time Record (Includes Prior to NCAA)	2842-1418-8 (.667)*
National Championships	5 ('65, '67, '69, '77, '81)
Years in CWS/Last	22 (2010)*
All-Time CWS Record	61-38 (.616)*
NCAA Appearances/Last	39 (2016)*
NCAA Tournament Record	169-78 (.687)*
Best Record All-time	64-6 (.914) - 1972
Last All-American	2016 (3)
.....	Seth Martinez (RHP/2nd Team)
.....	David Greer (3B/3rd Team)
.....	Colby Woodmansee (SS/3rd Team)

*- ASU vacated 44 wins, the Pac-10 title and the College World Series appearance from 2007. Records do not reflect the vacations.

COACHING STAFF

Head Coach	Tracy Smith (4th/22nd overall)
Alma Mater	Miami (Ohio) (1989)
Record at ASU (Years)	101-84 (3)
Career Division I (Years)	704-541-1 (21)
Assistant Coach	Ben Greenspan (3rd year)
Assistant Coach	Mike Cather (1st Year)
Volunteer Assistant Coach/Hitting Coach	Michael Earley (2nd year)
Video Coordinator	Abe Ruiz (3rd year)
Dir. of Operations	Brendan Cunningham (9th year)
Strength & Conditioning	Jason Robbins (3rd year)
Dir. of Community Relations	Armando Flores (11th year)

SPORTS INFORMATION

Baseball Contact	Jeremy Hawkes
Office	480-965-9544
Cell	520-403-0121
Email	jdhawkes@asu.edu
Director of Sports Information	Doug Tammaro
Email	tammaro@asu.edu

TEAM INFORMATION

Letterwinners Returning/Lost	19/14
.....	Pitchers - 12/7
.....	Position Players - 7/7
Returning Pitchers (min. 13 app./20 inn.)	9
Returning Position (min. 30 GP)	6
Total Newcomers	17
Newcomers Drafted	5

MEDIA INFORMATION

Credentials

All credential requests should be sent via email to Jeremy Hawkes (jdhawkes@asu.edu).

Interview Policy

Arizona State will typically host weekly media availability every Tuesday at Phoenix Municipal Stadium prior to practice at approximately 1 p.m. On weeks of a Tuesday midweek game at home, the Tuesday postgame press conference will serve as the week's availability. Media planning to attend must contact Jeremy Hawkes (520-403-0121/jdhawkes@asu.edu) ahead of time and inform him of their plans. Throughout the season's schedule, ASU will host postgame interviews in the Omaha Room located in the home locker room following coach's postgame talk with the team. Media members should request players at the beginning of the ninth inning. Please contact Jeremy Hawkes or a member of the media relations staff in the press box to coordinate those interviews. Media members who wish to schedule an interview outside of practice must contact Jeremy Hawkes.

Photography/Videography

Accommodations for B-Roll purposes at practice can be made through Jeremy Hawkes (jdhawkes@asu.edu). During games, credentials must be worn in plain view throughout the game while on the field and all photographers must adhere to painted lines and instructions given by security personnel and/or Arizona State staff members at all times. Shooting areas are designated camera wells on the far side of both the visitor's and home team's dugouts. Contact Jeremy Hawkes for any details regarding shooting game action.

Media Highlights Policy

Highlights include Pac-12 Networks/ESPN/FOX broadcasts and all home hosted non-televised competitions, including those that are live streamed. ESPN networks (i.e., ESPN, ESPN2, ESPNU) will also televise all NCAA College World Series games from Saturday, June 17, through Wednesday, June 28. No other broadcast network or Internet entity, other than ESPN, may air these games, nor show highlights of these games until the ESPN broadcast is off the air. Broadcast networks / television stations may use up to three (3) minutes (per newscast) of video footage from any one game or five (5) minutes total of video footage from all games played on that particular day of competition for up to 72 hours following the game / broadcast. No media entity (commercial or noncommercial) is allowed to display any game video on its website. If a commercial broadcast entity wishes to license video footage beyond the previously described time period (72 hours), all requests to obtain clips or copies of NCAA championships / events (e.g., game / program records, melt / highlight tapes) need to go through the NCAA / T3 Media online footage request system, which can be found at the following website: <http://www.t3licensing.com/video/home/ncaa.do>.

2018 Media Coverage

Every single one of the Sun Devils' 35 home games will be available to fans via the Pac-12 Networks or the Pac-12 Live Stream online and a total of 13 games overall are scheduled to be televised live through the Pac-12 Networks.

The Sun Devil Sports Radio Network is scheduled to broadcast 35 Sun Devil Baseball games this season between NBC Sports Radio AM 1060. Fans can listen to the broadcasts on the radio or via the Tuneln app on thesundevils.com. Links to the streaming audio can be found on the online baseball schedule.

Tim Healey is set to serve his 20th season as the "Voice of the Sun Devils" on baseball broadcasts and will be joined for the second-straight season by color analyst Max Ros-siter, who was an all-conference catcher for the Devils from 2012-13.

Head Coach Tracy Smith's weekly radio show, "Dugout Chatter," will debut on March 28 on NBC Sports Radio AM 1060. The 30-minute show will run mainly on Wednesday's at 7 p.m. for nine weeks and is hosted by the Tim Healey.

2018 Sun Devil Baseball

GAME NOTES/ROSTERS

PHOENIX -- Sun Devil Baseball enters its final weekend of non-conference action before Pac-12 play starts as it takes on UNCW this weekend in a three-game series beginning Friday, March 9 at Phoenix Municipal Stadium in Phoenix, Ariz. The three-game set will take place at 6:30 p.m. AZT on Friday and Saturday with Sunday's tilt getting underway at 12:30 p.m. All three games will be streamed live online through the Pac-12 Network Digital Stream.

Follow the Action

- Each game in the series will be streamed live through the Pac-12 Network and available online at <https://pac-12.com/live/arizona-state-university>.
- Fans are encouraged to follow the Devils on Twitter @ASU_Baseball for updates throughout the week.

Scouting the Seahawks

- This will be the first-ever meeting between the two teams.
- The Seahawks had their first postponement of the season earlier this weekend when inclement weather forced the Seahawks and nationally-ranked NC State to look for an open date later this season ... No date has been announced.
- UNCW senior outfielder Zack Canada was named Collegiate Baseball National Player-of-the-Week on Monday after helping UNCW to a sweep of Princeton last weekend. Canada hit .474 for the week with three home runs and 10 runs batted in ... Canada and freshman Landen Roupp were honored by the CAA as its player and rookie-of-the-week, respectively ... Roupp tossed five innings of one-hit, shutout baseball against Princeton in his collegiate debut.
- The UNCW bullpen has compiled a 7-0 record with four saves and an ERA of 2.03 ... Opponents are hitting just .222 against Seahawk relievers.
- Junior closer Clark Cota, who was named to the Stopper Award watch list, ranks sixth nationally with a team-high and conference-leading four saves
- Seahawk pitchers combined for 17 strikeouts, a season-high, in game one of the Princeton series ... Zarion Sharpe struck out a career-high 10 in the second game of the series
- Levi Gesell's homer in the bottom of the ninth lifted UNCW to a 9-8 win over Princeton ... It was UNCW's fourth win of the season in its final at-bat.
- UNCW returns to Brooks Field next week with a two-game midweek series against visiting Ohio State ... Game one is set for 4 p.m. on Mar. 13.

NUMERICAL QUICK ROSTER

No.	Name	Pos.	Cl.	B/T
3	Montoya, Chaz	LHP	So.	L/L
5	Williams, Alike	INF	Fr.	R/R
6	Swift, Drew	INF	Fr.	R/R
8	Marsh, Alec	RHP	So.	R/R
9	Ferri, Sam	C	So.	R/R
10	McCuin, Jeremy	INF	Jr.	S/R
11	Higgins, Connor	LHP	Jr.	R/L
12	Canning, Gage	OF	Jr.	L/R
14	Workman, Gage	INF	Fr.	S/R
15	Lingos, Eli	LHP	Sr.	L/L
16	Hogueisson, Zach	OF	Fr.	L/R
17	Hingst, Ryan	RHP	Sr.	R/R
18	Hauver, Trevor	OF	Fr.	L/R
19	Vander Kooi, Boyd	RHP	Fr.	R/R
20	Torkelson, Spencer	INF/OF	Fr.	R/R
21	Aldrete, Carter	INF	So.	R/R
22	Stadler, Fitz	RHP	Jr.	R/R
23	Godfrey, Jake	RHP	Sr.	R/R
24	Bishop, Hunter	OF	So.	L/R
25	Strand, Zane	RHP	RS Fr.	R/R
26	Romero, Sam	RHP	Jr.	R/R
27	Lin, Lyle	C/INF	So.	R/R
28	Mehan, Scott	OF	Fr.	R/R
29	Schneider, Grant	RHP	Sr.	R/R
30	Corrigan, Brady	RHP	Fr.	R/R
31	Davis, Drake	RHP	Fr.	R/R
35	Coffey, Adisyn	INF/RHP	Fr.	R/R
36	Davis, Colby	RHP	Fr.	R/R
37	Denson, Myles	OF	So.	R/R
38	West, Tanner	LHP	So.	L/L
40	Leisenring, Luke	C	Fr.	S/R
41	Raish, Dellan	LHP	RS Fr.	L/L
44	Van Scoyoc, Spencer	LHP	So.	L/L
47	Lane, Taylor	INF	Sr.	R/R

ALPHABETICAL QUICK ROSTER

No.	Name	Pos.	B/T	Cl.
21	Aldrete, Carter	INF	So.	R/R
24	Bishop, Hunter	OF	So.	L/R
12	Canning, Gage	OF	Jr.	L/R
35	Coffey, Adisyn	INF/RHP	Fr.	R/R
30	Corrigan, Brady	RHP	Fr.	R/R
36	Davis, Colby	RHP	Fr.	R/R
31	Davis, Drake	RHP	Fr.	R/R
37	Denson, Myles	OF	So.	R/R
9	Ferri, Sam	C	So.	R/R
23	Godfrey, Jake	RHP	Sr.	R/R
18	Hauver, Trevor	OF	Fr.	L/R
11	Higgins, Connor	LHP	Jr.	R/L
17	Hingst, Ryan	RHP	Sr.	R/R
16	Hogueisson, Zach	OF	Fr.	L/R
39	Jump, Hunter	OF	Fr.	L/R
47	Lane, Taylor	OF	Sr.	R/R
40	Leisenring, Luke	C	Fr.	S/R
27	Lin, Lyle	C/INF	So.	R/R
15	Lingos, Eli	LHP	Sr.	L/L
8	Marsh, Alec	RHP	So.	R/R
10	McCuin, Jeremy	INF	Jr.	S/R
28	Mehan, Scott	OF	Fr.	R/R
3	Montoya, Chaz	LHP	So.	L/L
41	Raish, Dellan	LHP	RS Fr.	L/L
26	Romero, Sam	RHP	Jr.	R/R
29	Schneider, Grant	RHP	Sr.	R/R
22	Stadler, Fitz	RHP	Jr.	R/R
25	Strand, Zane	RHP	RS Fr.	R/R
6	Swift, Drew	INF	Fr.	R/R
20	Torkelson, Spencer	INF/OF	Fr.	R/R
44	Van Scoyoc, Spencer	LHP	So.	L/L
19	Vander Kooi, Boyd	RHP	Fr.	R/R
5	Williams, Alike	INF	Fr.	R/R
14	Workman, Gage	INF	Fr.	S/R

2018 Sun Devil Baseball

GAME NOTES

Eli's Coming

- Eli Lingos led the Sun Devils with six quality starts last season. No other Sun Devil had more than one quality start this season.
- Already, Lingos has started 2018 where he left off as he picked up the win in a quality start during opening weekend. He went 5.2 innings in his last two starts, allowing 3 or fewer runs in each of those as he is just two outs away from three quality starts to kick off the season.
- Lingos leads the team and is tied for eighth in the Pac-12 with 18 strikeouts this season.

12-Gage

- Gage Canning has put together an All-American type campaign early in this season, currently ranked fourth nationally and second in the Pac-12 with his .500 average so far this season while his 28 total hits lead the NCAA currently.
- Canning has a hit in each game this season (13) and multiple hits in 9 of ASU's 13 games so far, including 5 games with 3 or more hits.
- Canning is the NCAA's active leader in career triples with 20 so far in his career and six this season - a total that also leads the NCAA.
- The NCAA career record for triples is 32 (set by Indiana State's Bob Zeihen over a four-year career from 1985-88) and the NCAA single season record is 17 (set by New Mexico's Keith Hagman in 1980). At Canning's current pace, he could be on pace to challenge both of those by the end of the season.
- The ASU career record for triples is 26 by Alan Bannister and Ed Irvine back in the 1970s.
- Canning already has five games with 3+ hits. Last season, he became the first player to reach double digits in the category (10) since Jason Kipnis had 13 in 2009.
- Canning was the only player in the Pac-12 last season to finish with a double-digit number doubles while also posting at least six home runs and six triples.

#LINSANITY2018

- Lyle Lin and Canning are the only two players to have a hit in each game this season.
- Lin is batting .442 on the year and his 23 hits are tied for 11th in the country.
- Lin has matched Canning with multiple hits in 9 of the 13 games played this season.
- The sophomore leads the team with 8 hits this season with two outs, batting .421 in the process.

A Swift Start

- Drew Swift has been one of the elite freshmen in the country in the small sample size to date, batting .286 average and a .444 on-base percentage while adding a much-needed defensive prowess at shortstop.
- Swift leads the team with 10 walks, a total that's good for 5th in the Pac-12.
- The freshman has produced many productive at-bats, leading the team in advancing runners 17 times on 32 attempts thus far this season (.531) and he is second on the team with runners in scoring position with a .353 average this year.
- Swift is tied for second with 37 defensive assists this season.
- The frosh has helped to turn eight double plays this season, helping the Sun Devils to be tied for first in the Pac-12 with 13 double plays this season.
- In 13 games at shortstop, Swift had two errors in one game and has been flawless in 12 others. After the anomaly of a game during opening weekend, Swift has gone nine games without an error and has made 37 putouts or defensive assists consecutively without an error.
- Of all Pac-12 shortstops with over 50 defensive chances this season, Swift is tied for second with a .961 fielding percentage.

Fear the Tork

- Spencer Torkelson has provided some pop in the Sun Devil lineup that is already off to a historic pace.
- The freshman has eight home runs in 13 games this season, a total that is tied for first in the nation as he has three more home runs than any other freshman

in the country

- The Sun Devil freshman record is 11 home runs by Barry Bonds in 1983. Torkelson is already tied for fifth in ASU freshman history in the category.
- Torkelson and Kentucky's Luke Heyer are the only two players in the country with 5 doubles and 8 home runs.
- The freshman was named the Pac-12 Player of the Week following Long Beach State and Oklahoma State.
- Torkelson is third on the team with a .367 average, with 13 of his 18 hits this season going for extra bases while averaging a home run per every six at-bats.
- He is 8th nationally and 2nd in the Pac-12 with a .959 slugging percentage this season and 5th in the Pac-12 with 15 RBI this season. His 47 total bases touched this year are 5th nationally and first in the Pac-12.

Not Playing Kooi

- Boyd Vander Kooi has been as impressive a freshman as any in the country thus far this season, logging a 2-0 record in his first career starts with a paltry 0.61 ERA.
- After two weeks of action, Vander Kooi was the only freshman pitcher in the country that had pitched at least 14.0 innings this season and maintained under a 1.00 ERA.

Keeping It Interesting

- The Devils have a knack for success in close games in recent years.
- Since 2016, the Devils are 7-3 in extra-inning games, with six walk-off wins (two last season) and are 23-8 (1-1 this year) in one-run games - including 7-6 in Pac-12 play.
- ASU has driven in the game-winning run in the eighth inning or later 14 times (four times this year).
- Arizona State has notched 10 wins since 2016 when trailing after six innings (four times last season).

And All That Chaz

- Sophomore Chaz Montoya has been exceptional in

relief this season, posting three saves in six appearances to date, tied for fourth in the Pac-12

- Montoya has an impressive 0.96 ERA in those appearances, striking out 12 with two walks.

Sam I Am

- Sam Romero has come on strong in his debut as a Sun Devil this season, working into a role as the Friday night starter.
- In his first career Friday-night start, Romero earned the win as he went 6.0 innings with just one run allowed while he struck out seven batters.
- On the season, Romero is 1-0 with a 2.19 ERA in 12.1 innings pitched with 11 strikeouts.
- Romero has been absolutely lockdown when runners reach base against him, allowing the opposition to bat just .091 (2-for-22) with a runner on base this season.

Marshing to the Beat

- Alec Marsh has been exception for the Sun Devils this season, leading the team with a 0.00 ERA in 3 appearances with a 1-0 record.
- Marsh has allowed just six hits while striking out six.

2018 Sun Devil Baseball

CAREER GAME HIGHS

Aldrete,C

Hits: 3, 4 times
Doubles: 1, 13 times
Triples: 1 [t-5th], Miami (OH), Feb 17, 2018; at Washington, May 13, 2017
Home runs: 1 [t-8th], Washington St., Apr 14, 2017; Oklahoma State, Feb 21, 2017; Loyola Marymount, Mar 05, 2017
Total bases: 6, Miami (OH), Feb 17, 2018; Oklahoma State, Feb 21, 2017
RBI: 4 [t-7th], at Arizona, May 09, 2017
Runs scored: 3 [t-4th], Long Beach State, Mar 11, 2017
Walks: 2, at UNLV, 04-18-17; Long Beach State, Mar 11, 2017
Hit by pitch: 1 [t-10th], Miami (OH), Feb 18, 2018
Struck out: 3 [t-6th], 5 times
Sac flies: 2 [t-1st], CSUB, Apr 23, 2017
Sac bunts: 1 [t-6th], Long Beach State, Mar 10, 2017; at Arizona, May 09, 2017
At bats: 5, 13 times
Stolen bases: 1, Northwestern, Feb 17, 2017; at Pepperdine, Mar 06, 2018; at USC, Mar 24, 2017
Caught stealing: 1 [t-3rd], UNLV, Apr 11, 2017; Miami (OH), Feb 17, 2018; Oklahoma State, Mar 03, 2018
Field chances: 9, CSUB, Apr 22, 2017; Northwestern, Feb 17, 2017
Putouts: 5, CSUB, Apr 22, 2017; Stanford, May 07, 2017; at Seattle, May 16, 2017
Assists: 6 [t-9th], Miami (OH), Feb 17, 2018

Bishop,H

Hits: 3, at UNLV, 04-18-17; at Arizona, May 09, 2017
Doubles: 1, 7 times
Triples: 1 [t-5th], 4 times
Home runs: 1 [t-8th], 5 times
Total bases: 6, at UNLV, 04-18-17
RBI: 3, CSUB, Apr 23, 2017; at Pepperdine, Mar 06, 2018
Runs scored: 3 [t-4th], at Arizona, May 09, 2017
Walks: 3 [t-4th], at Long Beach State, Feb 28, 2018
Hit by pitch: 1 [t-10th], 4 times
Struck out: 3 [t-6th], Miami (OH), Feb 17, 2018; Stanford, May 07, 2017
Sac flies: 1 [t-4th], Long Beach State, Mar 11, 2017; UCLA, Mar 31, 2017
At bats: 5, 7 times
Stolen bases: 1, 6 times
Caught stealing: 1 [t-3rd], at Long Beach State, Feb 27, 2018; Oklahoma State, Mar 04, 2018
Field chances: 6, at Oregon, Apr 30, 2017; at Washington, May 12, 2017
Putouts: 6, at Oregon, Apr 30, 2017
Assists: 1, at Washington, May 12, 2017

Canning,G

Hits: 4 [t-3rd], CSUB, Apr 21, 2017; Saint Mary's, Feb 23, 2018; at UCLA, May 20, 2016
Doubles: 2 [t-2nd], 4 times
Triples: 2 [t-1st], CSUB, Apr 21, 2017; Miami (OH), Feb 17, 2018; Oklahoma State, Mar 03, 2018
Home runs: 1 [t-8th], 9 times
Total bases: 8 [t-5th], CSUB, Apr 21, 2017; Oklahoma State, Mar 03, 2018
RBI: 4 [t-7th], Washington St., Apr 13, 2017; Oklahoma State, Mar 03, 2018
Runs scored: 2, 17 times
Walks: 2, 4 times
Hit by pitch: 1 [t-10th], 4 times
Struck out: 4 [t-1st], Utah, Mar 25, 2016; USC, May 28, 2016
Sac flies: 1 [t-4th], 5 times
Sac bunts: 2 [t-2nd], at TCU, Feb 26, 2017
At bats: 6 [t-6th], 4 times
Stolen bases: 1, 20 times
Caught stealing: 1 [t-3rd], 12 times
Field chances: 7, at Long Beach State, Feb 26, 2016; at USC, Mar 26, 2017
Putouts: 7, at Long Beach State, Feb 26, 2016
Assists: 2, Eastern Michigan, Mar 05, 2016

Coffey,A

Innings pitched: 1.0, at Long Beach State, Feb 28, 2018
Batters faced: 6, at Long Beach State, Feb 28, 2018
Field chances: 1, at Long Beach State, Feb 28, 2018
Assists: 1, at Long Beach State, Feb 28, 2018

Corrigan,B

Innings pitched: 1.2, Miami (OH), Feb 18, 2018
Walks allowed: 2, Miami (OH), Feb 18, 2018; at Long Beach State, Feb 28, 2018
Strikeouts: 2, Miami (OH), Feb 18, 2018
Batters faced: 13, Miami (OH), Feb 18, 2018
Field chances: 1, at Long Beach State, Feb 28, 2018
Assists: 1, at Long Beach State, Feb 28, 2018

Davis,C

Davis,D

Denson,M

Hits: 2, Northwestern, Feb 18, 2017; Loyola Marymount, Mar 04, 2017
Doubles: 1, at Washington, May 14, 2017
Total bases: 2, Northwestern, Feb 18, 2017; Loyola Marymount, Mar 04, 2017; at Washington, May 14, 2017
RBI: 1, 5 times
Runs scored: 1, Northwestern, Feb 18, 2017; at TCU, Feb 24, 2017; at Seattle, May 16, 2017
Walks: 2, Northwestern, Feb 18, 2017
Struck out: 4 [t-1st], at Utah, May 27, 2017
Sac bunts: 1 [t-6th], Oklahoma State, Mar 04, 2018; at Washington, May 13, 2017
At bats: 4, 5 times
Caught stealing: 1 [t-3rd], Loyola Marymount, Mar 04, 2017
Field chances: 3, 4 times
Putouts: 3, 4 times

Ferri,S

Hits: 1, 6 times
Doubles: 1, at Cal, Apr 07, 2017; Northwestern, Feb 18, 2017
Total bases: 2, at Cal, Apr 07, 2017; Northwestern, Feb 18, 2017
RBI: 2, at Cal, Apr 07, 2017; Northwestern, Feb 18, 2017
Runs scored: 1, 4 times
Walks: 2, at USC, Mar 26, 2017
Struck out: 3 [t-6th], at TCU, Feb 24, 2017
At bats: 4, at Cal, Apr 09, 2017; at TCU, Feb 24, 2017; at USC, Mar 24, 2017
Innings pitched: 0.2, CSUB, Apr 23, 2017
Walks allowed: 1, at Oregon, Apr 29, 2017
Batters faced: 4, CSUB, Apr 23, 2017
Field chances: 13, at TCU, Feb 24, 2017; at USC, Mar 24, 2017
Putouts: 13 [t-10th], at TCU, Feb 24, 2017
Assists: 3, Oklahoma State, Feb 21, 2017
Runners CS: 2 [t-1st], Oklahoma State, Feb 21, 2017

Godfrey,J

Innings pitched: 4.0, at Arizona, Apr 04, 2017
Walks allowed: 4, at Arizona, Apr 04, 2017; at TCU, Feb 25, 2017
Strikeouts: 4, at Arizona, Apr 04, 2017; at TCU, Feb 25, 2017
Batters faced: 21, at Arizona, Apr 04, 2017
Field chances: 1, 5 times
Putouts: 1, at USC, Mar 24, 2017
Assists: 1, 4 times
Runners CS: 1, 4 times

Hauver,T

Hits: 3, at Pepperdine, Mar 06, 2018
Doubles: 2 [t-2nd], at Pepperdine, Mar 06, 2018
Total bases: 5, at Pepperdine, Mar 06, 2018
RBI: 3, Miami (OH), Feb 18, 2018
Runs scored: 2, at Pepperdine, Mar 06, 2018
Walks: 2, Miami (OH), Feb 18, 2018; at Pepperdine, Mar 06, 2018
Struck out: 2, Saint Mary's, Feb 23, 2018; Oklahoma State, Mar 02, 2018
Sac flies: 1 [t-4th], Oklahoma State, Mar 02, 2018
At bats: 4, Miami (OH), Feb 17, 2018; Miami (OH), Feb 18, 2018; Saint Mary's, Feb 24, 2018
Field chances: 3, Oklahoma State, Mar 02, 2018
Putouts: 3, Oklahoma State, Mar 02, 2018

Higgins,C

Innings pitched: 7.2, Stanford, May 07, 2017
Walks allowed: 2, 4 times
Strikeouts: 6, UNLV, Mar 28, 2017
Batters faced: 30, Stanford, May 07, 2017
Field chances: 2, at Washington, May 13, 2017; Arizona, May 20, 2017
Putouts: 1, Arizona, May 20, 2017
Assists: 2, at Washington, May 13, 2017
Runners CS: 1, at Washington, May 13, 2017; at Utah, May 27, 2017

Hingst,R

Innings pitched: 9.0 [t-1st], Utah, Mar 25, 2016
Walks allowed: 5 [t-4th], at TCU, Feb 25, 2017
Strikeouts: 9 [t-8th], Utah, Mar 25, 2016
Batters faced: 30, Utah, Mar 25, 2016
Field chances: 2, UNLV, Mar 11, 2015
Putouts: 1, 4 times
Assists: 2, UNLV, Mar 11, 2015
Runners CS: 1, 4 times

Hogueisson,Z

At bats: 2, at Long Beach State, Feb 28, 2018

Jump,H

At bats: 2, at Long Beach State, Feb 28, 2018

Vander Kooi

Innings pitched: 7.2, Saint Mary's, Feb 25, 2018
Walks allowed: 3, Saint Mary's, Feb 25, 2018
Strikeouts: 9 [t-8th], Saint Mary's, Feb 25, 2018
Batters faced: 30, Saint Mary's, Feb 25, 2018
Field chances: 1, Miami (OH), Feb 18, 2018
Putouts: 1, Miami (OH), Feb 18, 2018
Runners CS: 1, Miami (OH), Feb 18, 2018; Saint Mary's, Feb 25, 2018

Lane,T

Hits: 3, UCLA, Apr 01, 2017; CSUB, Apr 21, 2017
Doubles: 1, UCLA, Apr 01, 2017; at Oregon, Apr 30, 2017; at Utah, May 27, 2017
Triples: 1 [t-5th], at Oregon, Apr 28, 2017
Home runs: 2 [t-1st], at Oregon, Apr 29, 2017
Total bases: 8 [t-5th], at Oregon, Apr 29, 2017
RBI: 3, at Utah, May 27, 2017
Runs scored: 2, at Oregon, Apr 29, 2017; at Arizona, May 09, 2017
Walks: 3 [t-4th], at Arizona, May 09, 2017
Hit by pitch: 1 [t-10th], at TCU, Feb 26, 2017
Struck out: 2, 5 times
Sac flies: 1 [t-4th], Long Beach State, Mar 11, 2017; Stanford, May 05, 2017
Sac bunts: 1 [t-6th], at UNLV, 04-18-17
At bats: 5, Stanford, May 07, 2017
Stolen bases: 1, 5 times
Caught stealing: 1 [t-3rd], at UNLV, 04-18-17; at USC, Mar 24, 2017
Field chances: 13, Northwestern, Feb 17, 2017; Arizona, May 18, 2017
Putouts: 13 [t-10th], Northwestern, Feb 17, 2017
Assists: 5, CSUB, Apr 21, 2017; Stanford, May 06, 2017

Leisenring,L

Hits: 1, at Long Beach State, Feb 28, 2018; Oklahoma State, Mar 03, 2018
Total bases: 1, at Long Beach State, Feb 28, 2018; Oklahoma State, Mar 03, 2018
RBI: 1, Oklahoma State, Mar 03, 2018
Runs scored: 1, Oklahoma State, Mar 03, 2018
Walks: 1, Oklahoma State, Mar 03, 2018
Struck out: 2, Oklahoma State, Mar 04, 2018
Sac flies: 1 [t-4th], Oklahoma State, Mar 03, 2018
At bats: 3, Oklahoma State, Mar 04, 2018
Field chances: 9, Oklahoma State, Mar 03, 2018
Putouts: 8, Oklahoma State, Mar 04, 2018
Assists: 2, Oklahoma State, Mar 03, 2018

Lin,L

Hits: 4 [t-3rd], at Arizona, May 09, 2017
Doubles: 1, 12 times
Triples: 1 [t-5th], Oregon State, Mar 18, 2017
Home runs: 1 [t-8th], 4 times
Total bases: 6, Saint Mary's, Feb 25, 2018
RBI: 2, 10 times
Runs scored: 2, 8 times
Walks: 2, at UNLV, 04-18-17; Washington St., Apr 14, 2017; UCLA, Mar 31, 2017
Hit by pitch: 1 [t-10th], 6 times
Struck out: 4 [t-1st], at Oregon, Apr 28, 2017

Sac flies: 1 [t-4th], at UNLV, 04-18-17; UNLV, Apr 11, 2017; Arizona, May 20, 2017
Sac bunts: 1 [t-6th], at Oregon, Apr 29, 2017; at USC, Mar 24, 2017
At bats: 6 [t-6th], at TCU, Feb 24, 2017; at Arizona, May 09, 2017
Stolen bases: 2 [t-2nd], New Mexico State, Feb 28, 2017
Caught stealing: 1 [t-3rd], Washington St., Apr 14, 2017
Field chances: 13, 6 times
Putouts: 13 [t-10th], Oklahoma State, Mar 04, 2018; UNLV, Mar 28, 2017; at Washington, May 12, 2017
Assists: 3, 4 times
Runners CS: 1, 6 times

Lingos,E

Innings pitched: 7.2, CSUB, Apr 22, 2017; Loyola Marymount, Mar 03, 2017
Walks allowed: 5 [t-4th], UCLA, Mar 31, 2017
Strikeouts: 8, at TCU, Feb 24, 2017
Batters faced: 32, Long Beach State, Mar 10, 2017
Field chances: 5, at Arizona, May 14, 2016
Putouts: 1, 5 times
Assists: 4, at Arizona, May 14, 2016
Runners CS: 2 [t-1st], CSUB, Apr 22, 2017

Marsh,A

Innings pitched: 4.2, at Long Beach State, Feb 27, 2018
Walks allowed: 2, 4 times
Strikeouts: 4, at Long Beach State, Feb 27, 2018
Batters faced: 17, at Long Beach State, Feb 27, 2018
Field chances: 2, at Cal, Apr 08, 2017; at Long Beach State, Feb 27, 2018
Putouts: 1, 4 times
Assists: 1, 4 times
Runners CS: 1, UNLV, Mar 28, 2017

McCuin,J

Hits: 3, 4 times
Doubles: 2 [t-2nd], at Washington, May 13, 2017
Triples: 1 [t-5th], Northwestern, Feb 18, 2017
Home runs: 1 [t-8th], at UNLV, 04-18-17; Washington St., Apr 14, 2017; vs Gonzaga, Jun 05, 2016
Total bases: 7, Washington St., Apr 14, 2017
RBI: 3, Washington St., Apr 14, 2017
Runs scored: 3 [t-4th], at TCU, Feb 24, 2017
Walks: 2, at UNLV, 05-10-16; at Washington State, Apr 02, 2016; at UCLA, May 22, 2016
Hit by pitch: 1 [t-10th], UC Davis, Mar 13, 2016; at USC, Mar 26, 2017; USC, May 28, 2016
Struck out: 3 [t-6th], 4 times
Sac flies: 1 [t-4th], 5 times
Sac bunts: 3 [1st], at USC, Mar 24, 2017
At bats: 6 [t-6th], UC Davis, Mar 11, 2016
Stolen bases: 1, UNLV, Apr 11, 2017; at USC, Mar 24, 2017
Caught stealing: 1 [t-3rd], Loyola Marymount, Mar 04, 2017; at UCLA, May 22, 2016
Field chances: 11, Long Beach State, Mar 11, 2017
Putouts: 9, Miami (OH), Feb 17, 2018
Assists: 8 [t-3rd], Northwestern, Feb 17, 2017; Northwestern, Feb 18, 2017

Mehan,S

Hits: 1, Miami (OH), Feb 17, 2018; at Long Beach State, Feb 27, 2018
Total bases: 1, Miami (OH), Feb 17, 2018; at Long Beach State, Feb 27, 2018
RBI: 1, at Long Beach State, Feb 27, 2018
Runs scored: 2, Miami (OH), Feb 18, 2018
Walks: 3 [t-4th], Miami (OH), Feb 18, 2018
Struck out: 2, at Long Beach State, Feb 27, 2018
At bats: 3, Miami (OH), Feb 17, 2018; Saint Mary's, Feb 25, 2018; at Long Beach State, Feb 27, 2018
Field chances: 2, Miami (OH), Feb 17, 2018
Putouts: 2, Miami (OH), Feb 17, 2018

Montoya,C

Innings pitched: 6.1, UCLA, Apr 01, 2017
Walks allowed: 5 [t-4th], at Cal, Apr 08, 2017
Strikeouts: 5, at USC, Mar 24, 2017
Batters faced: 30, CSUB, Apr 21, 2017
Field chances: 4, UCLA, Apr 01, 2017
Putouts: 1, at Oregon, Apr 30, 2017; Arizona, May 20, 2017
Assists: 4, UCLA, Apr 01, 2017
Runners CS: 2 [t-1st], UCLA, Apr 01, 2017

Raish,D

Innings pitched: 3.0, Saint Mary's, Feb 23, 2018
Walks allowed: 2, Saint Mary's, Feb 23, 2018
Strikeouts: 5, Oklahoma State, Mar 02, 2018
Batters faced: 13, Saint Mary's, Feb 23, 2018
Field chances: 1, Oklahoma State, Mar 04, 2018
Assists: 1, Oklahoma State, Mar 04, 2018

Romero,S

Innings pitched: 6.0, Oklahoma State, Mar 02, 2018
Walks allowed: 2, Miami (OH), Feb 17, 2018; Oklahoma State, Mar 02, 2018
Strikeouts: 7, Oklahoma State, Mar 02, 2018
Batters faced: 24, Oklahoma State, Mar 02, 2018

Schneider,G

Innings pitched: 3.2, Cal State Fullerton, Mar 08, 2017
Walks allowed: 3, Nevada, Feb 23, 2016; Cal State Fullerton, Mar 08, 2017
Strikeouts: 4, Cal State Fullerton, Mar 08, 2017
Batters faced: 22, Cal State Fullerton, Mar 08, 2017
Field chances: 1, 6 times
Putouts: 1, CSUB, Apr 21, 2017
Assists: 1, 4 times
Runners CS: 2 [t-1st], Oklahoma State, Feb 21, 2017

Stadler,F

Innings pitched: 4.0, at Long Beach State, Feb 28, 2018
Walks allowed: 3, at Pepperdine, Mar 06, 2018; at UCLA, May 21, 2016
Strikeouts: 4, Saint Mary's, Feb 23, 2018
Batters faced: 18, USC, May 29, 2016
Field chances: 2, 6 times
Putouts: 1, 5 times
Assists: 2, at Long Beach State, Feb 28, 2018; at Pepperdine, Mar 06, 2018; at Oregon State, Mar 19, 2016
Runners CS: 1, Nevada, Feb 23, 2016; at Oregon State, Mar 19, 2016

Strand,Z

Innings pitched: 0.2, Northwestern, Feb 18, 2017
Walks allowed: 1, Northwestern, Feb 18, 2017
Strikeouts: 1, Northwestern, Feb 18, 2017
Batters faced: 3, Northwestern, Feb 18, 2017

Swift,D

Hits: 2, 4 times
Total bases: 2, 4 times
RBI: 2, Oklahoma State, Mar 03, 2018
Runs scored: 3 [t-4th], Miami (OH), Feb 18, 2018
Walks: 3 [t-4th], Miami (OH), Feb 18, 2018
Hit by pitch: 2 [t-1st], Miami (OH), Feb 18, 2018
Struck out: 2, 5 times
Sac bunts: 1 [t-6th], Oklahoma State, Mar 04, 2018
At bats: 5, Saint Mary's, Feb 24, 2018; Oklahoma State, Mar 02, 2018
Stolen bases: 1, Oklahoma State, Mar 02, 2018; Oklahoma State, Mar 03, 2018
Caught stealing: 2 [t-1st], Miami (OH), Feb 17, 2018
Field chances: 10, Oklahoma State, Mar 03, 2018
Putouts: 4, Oklahoma State, Mar 03, 2018; Oklahoma State, Mar 04, 2018
Assists: 6 [t-9th], Oklahoma State, Mar 03, 2018

Torkelson,S

Hits: 3, Miami (OH), Feb 17, 2018; at Long Beach State, Feb 28, 2018
Doubles: 2 [t-2nd], Miami (OH), Feb 18, 2018
Home runs: 2 [t-1st], Miami (OH), Feb 17, 2018; at Long Beach State, Feb 28, 2018
Total bases: 9 [t-2nd], Miami (OH), Feb 17, 2018; at Long Beach State, Feb 28, 2018
RBI: 3, at Long Beach State, Feb 28, 2018
Runs scored: 2, 5 times
Walks: 2, at Long Beach State, Feb 27, 2018
Hit by pitch: 1 [t-10th], at Long Beach State, Feb 28, 2018
Struck out: 2, 4 times
Sac flies: 1 [t-4th], Oklahoma State, Mar 02, 2018; Oklahoma State, Mar 03, 2018
At bats: 5, Miami (OH), Feb 18, 2018; at Pepperdine, Mar 06, 2018
Field chances: 11, at Long Beach State, Feb 27, 2018
Putouts: 10, at Pepperdine, Mar 06, 2018
Assists: 2, at Long Beach State, Feb 27, 2018

Van Scoyoc,S

Hits: 1, at Utah, May 28, 2017
Total bases: 1, at Utah, May 28, 2017
Struck out: 1, at Utah, May 28, 2017
At bats: 3, at Utah, May 28, 2017
Innings pitched: 6.0, at TCU, Feb 26, 2017
Walks allowed: 6 [t-1st], Miami (OH), Feb 17, 2018
Strikeouts: 4, at TCU, Feb 26, 2017; Loyola Marymount, Mar 04, 2017
Batters faced: 25, at TCU, Feb 26, 2017
Field chances: 4, Oregon State, Mar 17, 2017
Putouts: 2, at Utah, May 28, 2017
Assists: 3, Loyola Marymount, Mar 04, 2017; Long Beach State, Mar 11, 2017; Oregon State, Mar 17, 2017
Runners CS: 2 [t-1st], Loyola Marymount, Mar 04, 2017

Williams,A

Hits: 3, Oklahoma State, Mar 02, 2018
Doubles: 1, Oklahoma State, Mar 03, 2018
Total bases: 3, Oklahoma State, Mar 02, 2018
RBI: 1, Saint Mary's, Feb 24, 2018; Oklahoma State, Mar 03, 2018
Runs scored: 2, Oklahoma State, Mar 03, 2018
Walks: 1, Miami (OH), Feb 17, 2018; Oklahoma State, Mar 02, 2018; Oklahoma State, Mar 03, 2018
Struck out: 1, 5 times
Sac bunts: 1 [t-6th], Saint Mary's, Feb 23, 2018; Saint Mary's, Feb 25, 2018; Oklahoma State, Mar 03, 2018
At bats: 5, at Pepperdine, Mar 06, 2018
Caught stealing: 1 [t-3rd], Miami (OH), Feb 17, 2018; Oklahoma State, Mar 02, 2018
Field chances: 7, Oklahoma State, Mar 04, 2018
Putouts: 4, Saint Mary's, Feb 25, 2018; Oklahoma State, Mar 04, 2018
Assists: 3, 6 times

Workman,G

Hits: 3, Oklahoma State, Mar 03, 2018
Doubles: 1, Miami (OH), Feb 18, 2018; Oklahoma State, Mar 03, 2018
Triples: 2 [t-1st], Oklahoma State, Mar 02, 2018
Total bases: 6, Oklahoma State, Mar 02, 2018
RBI: 3, Oklahoma State, Mar 03, 2018
Runs scored: 2, Miami (OH), Feb 18, 2018; Oklahoma State, Mar 02, 2018; Oklahoma State, Mar 03, 2018
Hit by pitch: 1 [t-10th], at Pepperdine, Mar 06, 2018
Struck out: 3 [t-6th], at Long Beach State, Feb 28, 2018
At bats: 5, Miami (OH), Feb 18, 2018; at Long Beach State, Feb 28, 2018; Oklahoma State, Mar 04, 2018
Stolen bases: 1, Oklahoma State, Mar 02, 2018; Oklahoma State, Mar 03, 2018
Field chances: 4, Oklahoma State, Mar 04, 2018
Putouts: 1, Miami (OH), Feb 17, 2018; at Long Beach State, Feb 27, 2018; at Long Beach State, Feb 28, 2018
Assists: 4, Oklahoma State, Mar 04, 2018

2018 Sun Devil Baseball

GAME NOTES/TROPHY CASE

HOME RUN TRACKER

Player (Season, No.)	Gm #	Date	Opponent	On Base	Inning	Outs	Count	Score	Final
Torkelson (1)	2	Feb. 17	Miami (OH)	0	2	0	0-0	0-0	W, 7-3
Lin (1)	2	Feb. 17	Miami (OH)	0	4	1	2-1	1-3	W, 7-3
Torkelson (2)	2	Feb. 17	Miami (OH)	0	4	1	1-2	2-3	W, 7-3
Torkelson (3)	3	Feb. 18	Miami (OH)	0	3	2	1-2	2-1	W, 11-1
Torkelson (4)	6	Feb. 24	St. Mary's	0	2	1	2-2	0-3	L, 5-6
Lin (2)	7	Feb. 25	St. Mary's	0	4	2	2-1	0-0	W, 2-1
Torkelson (5)	9	Feb. 28	Long Beach State	1	5	2	0-0	1-1	L, 4-16
Torkelson (6)	9	Feb. 28	Long Beach State	0	7	1	1-1	3-13	L, 4-16
Torkelson (7)	12	March 4	Oklahoma State	1	6	0	3-1	1-2	L, 2-3
Torkelson (8)	13	March 6	Pepperdine	0	8	0	0-0	9-7	W, 10-7

GAME-WINNING RBIs (RBI Responsible for Winning Run in Final Score)

Player	Gm #	Date	Opponent	Season #	Inning	Outs	Count	Result	Final
Hauver	3	Feb. 18	Miami (OH)	1	2	1-1	1B RBI	W, 11-1	
Canning	7	Feb. 25	St. Mary's	1	6	1	0-1	1B RBI	W, 2-1
Mehan	8	Feb. 27	Long Beach State	1	1	0	1-1	1B RBI	W, 1-0
Torkelson	10	March 2	Oklahoma State	1	1	0	1-1	FB SAC FLY	W, 9-1
Swift	11	March 3	Oklahoma State	1	5	0	2-1	1B RBI	W, 14-2
Bishop	13	March 6	Pepperdine	1	5	1	1-1	2B RF RBI	W, 10-7

DOUBLE STATS

Gm #	Date	Opponent	Pitcher	Scoring	Players	Inning	Outs	Score	Final
1	Feb 17	Miami (OH)	Van Scoyoc,S	.523 GDP	Aldrete,C-Lin,L-McCuin,J	5	0	0-1	2-4
2	Feb 17	Miami (OH)	Lingos,E	.543 GDP	Aldrete,C-Williams,A-McCuin,J	5	1	3-3	7-3
3	Feb 18	Miami (OH)	Vander Kooi	.643 GDP	Swift,D-McCuin,J-Torkelson,S	7	0	6-1	11-1
4	Feb 18	Miami (OH)	Stadler,F	.643 GDP	Swift,D-McCuin,J-Torkelson,S	5	0	3-9	8-16
4	Feb 18	Miami (OH)	Higgins,C	.643 GDP	Swift,D-McCuin,J-Torkelson,S	7	1	6-12	8-16
5	Feb 23	Saint Mary's	Stadler,F	.KS 2U DP	Lin,L	6	1	1-6	1-6
6	Feb 24	Saint Mary's	Romero,S	.543 GDP	Workman,G-Williams,A-Torkelson,S	7	0	5-3	5-6
7	Feb 25	Saint Mary's	Vander Kooi	.643 GDP	Swift,D-Williams,A-Torkelson,S	4	1	0-0	2-1
10	March 2	OK State	Romero	.643 GDP	Swift-Williams-Torkelson	2	1	3-0	9-1
11	March 3	OK State	Lingos	.163 GDP	Lingos-Swift-Lin	1	0	0-0	14-2
11	March 3	OK State	Higgins	.643 GDP	Swift-Williams-Lin	7	0	8-1	14-2
12	March 4	OK State	Marsh	.643 GDP	Swift-Williams-Lin	3	0	0-0	2-3
13	March 6	@Pepperdine	Higgins	.52 GDP INT	Aldrete-Lin	4	1	7-7	10-7

SERIES STATS

Hitting	W-L	Avg.	R	H	2B	3B	HR	RBI	BB	SO
Miami (OH)	2-2	.321	28	42	8	4	4	20	17	27
St Mary's	1-2	.240	8	23	4	1	2	8	3	31
LBSU	1-1	.254	5	17	0	0	2	4	7	22
Oklahoma State	2-1	.365	25	38	8	4	1	23	11	25
Pitching	W-L	ERA	H	R	ER	BB	SO	SV	SCORE	
Miami (OH)	2-2	3.97	34	24	15	20	27	1	28-24	
St. Mary's	1-2	3.33	24	13	10	11	25	1	8-13	
LBSU	1-1	7.94	16	16	15	8	14	8	5-16	
Oklahoma State	2-1	1.93	25	6	6	11	30	0	25-6	

2018 TROPHY CASE

Perfect Game Preseason All-Pac-12 Team.....Gage Canning
Perfect Game Preseason Pac-12 Player of the Year.....Drew Swift
NCWPA Stopper of the Year Preseason Watch List.....Connor Higgins
Pac-12 Player of the Week (March 6).....Spencer Torkelson

SAVES

No.	Date	Opponent	Pitcher (Save #)	IP (H, R-ER, BB, K)
1	2/17	Miami (OH)	Romero (1)	3.0 (2, 0-0, 2, 3)
2	2/25	St. Mary's	Montoya (1)	1.1 (1, 0-0, 0, 2)
3	2/27	LBSU	Montoya (2)	1.0 (2, 0-0, 0, 2)
4	3/6	@Pepperdine	Montoua (3)	1.0 (0, 0-0, 0, 1)

QUALITY STARTS

No.	Date	Opponent	Pitcher (QS #)	IP (H, R-ER, BB, K)
1	2/17	Miami (OH)	Eli Lingos (1)	6.0 (5, 3-3, 2, 6)
2	2/18	Miami (OH)	Boyd Vander Kooi (1)	7.0 (5, 1-0, 2, 5)
3	2/25	St. Mary's	Boyd Vander Kooi (2)	7.2 (4, 1-1, 9, 3)
4	3/2	Oklahoma St.	Sam Romero (1)	6.0 (5, 1-1, 2, 7)

Multiple Hit Games	2	3	4	5+	Total
Lin, Lyle	8	1	-	-	9
Canning, Gage	4	4	1	-	9
Torkelson, Spencer	5	2	-	-	7
Aldrete, Carter	2	2	-	-	4
Swift, Drew	4	-	-	-	4
Hauver, Trevor	2	1	-	-	3
Workman, Gage	2	1	-	-	3
Bishop, Hunter	1	-	-	-	1
Williams, Alika	-	1	-	-	1
TEAM	28	12	1	0	41

Multiple RBI Games	2	3	4	5+	Total
Torkelson, Spencer	4	1	-	-	5
Canning, Gage	2	-	1	-	3
Bishop, Hunter	1	1	-	-	2
Workman, Gage	1	1	-	-	2
Swift, Drew	1	-	-	-	1
Hauver, Trevor	-	1	-	-	1
Aldrete, Carter	-	1	-	-	1
Lin, Lyle	1	-	-	-	1
TEAM	10	5	1	0	16

Hitting Streaks	Longest	Current
Canning, Gage	13	13
Lin, Lyle	13	13
Torkelson, Spencer	5	5
Bishop, Hunter	4	4
Workman, Gage	4	-
Swift, Drew	4	1
Williams, Alika	4	1
Aldrete, Carter	4	4
Hauver, Trevor	2	2
McCuin, Jeremy	1	-
Lane, Taylor	1	-
Mehan, Scott	1	-
Leisenring, Luke	1	-

Reached Base Streaks	Longest	Current
Lin, Lyle	13	13
Canning, Gage	13	13
Torkelson, Spencer	6	6
Bishop, Hunter	6	6
Swift, Drew	6	1
Aldrete, Carter	5	5
Williams, Alika	4	1
Workman, Gage	4	4
Hauver, Trevor	2	2
Mehan, Scott	2	1
Lane, Taylor	1	-
McCuin, Jeremy	1	-
Leisenring, Luke	1	-

2018 Sun Devil Baseball

#SUNDEVILPRIDE

Regular Season Success (entering 2018 season)

- ASU has the highest winning percentage among all Pac-12 schools and the fourth-highest winning percentage among all NCAA schools at .667 (2836-1413-8) behind Texas (.727), Florida State (.726) and Miami (FL) (.707).
- ASU's 2,836 wins in the modern era are seventh among all NCAA schools.
- ASU has finished the season nationally ranked in 45 seasons, including 27 times in the top 10, 22 in the top 5 and five No. 1
- ASU has 30 40-win seasons, 18 50-win seasons and four 60-win seasons

Postseason Success

- 39 NCAA postseason appearances, sixth most in NCAA history, 32 NCAA Regional appearances and 19 Regional titles
- 22 CWS appearances are third in NCAA history (Texas, Miami (FL))
- 61 CWS wins are both the third-most in NCAA history (Texas, USC)
- 10 CWS final appearances, third most in NCAA history behind USC and Texas (five National Championships, five runner-ups)

Pacing The Pac-12 In All-Conference Selections

ASU leads the Pac-12 with 35 First Team All-Conference selections since 2010

A Tradition Of USA Collegiate Baseball

ASU has had 19 players on the USA Baseball Collegiate National Team since 1984, which is the fifth most among all NCAA schools behind Stanford (29), Cal State Fullerton (21), Miami (21) and Georgia Tech (20). A Sun Devil has been represented on the Collegiate National Team in 14 different seasons, which is fourth most behind Stanford (21), Cal State Fullerton (18) and Miami (17). Sun Devils Ryan Burr and Dustin Pedroia are the only two Devils to make the team in two separate seasons.

Alone At The Top

ASU's 11 College Baseball Hall of Famers are the most from any single school in college baseball.

ASU's National College Baseball Hall of Famers

Joe Arnold (ASU: 1968; HOF: 2015)
Sal Bando (ASU: 194-65 HOF: 2013)
Eddie Bane (ASU: 1971-73; HOF: 2008)
Floyd Bannister (ASU: 1974-76; HOF: 2008)
Alan Bannister (ASU: 1970-72; HOF: 2010)
Jim Brock (ASU: 1972-94; HOF: 2007)
Bob Horner (ASU: 1976-78; HOF: 2006)
Mike Kelly (ASU: 1989-91; HOF 2015)
Oddibe McDowell (ASU: 1983-84; HOF: 2011)
Rick Monday (ASU: 1965; HOF: 2016)
Bobby Winkles (ASU: 1959-71; HOF: 2006)

National College Baseball Hall of Famers by School

Arizona State - 11
Texas - 10
Wichita State - 5
Louisiana State - 4
Miami - 4
Michigan - 4
Oklahoma State - 4
USC - 4

Success Against The Pac-12 Since 2000

- ASU is 16-2 in series' against Washington State with 6 sweeps (losing series in '10 and '13)
- ASU is 12-6 in series' against UCLA with 3 sweeps
- ASU is 11-7 in series' against USC with 3 sweeps
- ASU is 12-6 in series' against Cal with 5 sweeps
- ASU is 11-7 in series' against Washington with 5 sweeps
- ASU is 12-6 in series' (with 2 sweeps) against UA
- ASU is 10-8 in series' (with 4 sweeps) against Oregon State
- ASU is 7-2 in series' (with 2 sweeps) against Oregon
- ASU is 4-1 in series' (three sweeps) against Utah

The only school in the league with an advantage over ASU since 2000 is Stanford. The Devils are 8-10 in series vs. the Cardinal in that span (ASU: 5 sweeps / Stanford: 1)

ASU has played 158 Pac-10/12 conference series since 2000 and has won or swept 103 of those series (including 38 sweeps), which equates to 66 percent. Conversely, ASU has only been swept 8 times in that span.

All-Time Records*

All-time record: 2843-1419-8
All-time conference: 839-506
Ranked opponents (Since 2010): 73-67
24 wins over top-10 teams, including two road series wins over top-5 teams
Season openers: 46-13-1
Doubleheaders: 492-145
Conference openers: 29-26 all-time
(1-5 in Pac-12, 17-14 in Pac-10 10-7 in WAC)
Postseason: 169-78
Regionals/Supers: 84-30/11-7
College World Series: 61-38

**44 victories, Pac-10 championship, postseason appearance and College World Series berth in 2007 later vacated due to NCAA sanctions. Records do not reflect vacations.*

Feeling the Draft

15 members of the 2018 squad have had their name called during the MLB draft, including six who were selected out of high school in the 2016 draft.

Player	Round	Team	Year
Jake Godfrey	21st	Braves	2014
Taylor Lane	40th	Brewers	2014
Fitz Stadler	32nd	Cubs	2015
Lyle Lin	16th	Mariners	2016
Spencer Van Scoyoc	19th	Blue Jays	2016
Hunter Bishop	24th	Padres	2016
Carter Aldrete	37th	Red Sox	2016
Sam Ferri	38th	Yankees	2016
Gage Workman	14th	Brewers	2017
Colby Davis	23rd	Yankees	2017
Alika Williams	32nd	Yankees	2017
Connor Higgins	35th	Rangers	2017
Boyd Vander Kooi	36th	Diamondbacks	2017
Trevor Hauver	37th	Royals	2017
Drake Davis	38th	Rockies	2017

MLB Devils: Spring Training Edition

A total of 19 former Sun Devils will come into the 2018 season on Major League Spring Training Rosters.

Kole Calhoun	Angels
Ian Kinsler	Angels
Jake Barrett	Diamondbacks
Deven Marrero	Red Sox
Dustin Pedroia	Red Sox
Trevor Williams	Pirates
Austin Barnes	Dodgers
Mike Leake	Mariners
Andrew Romine	Mariners
Andrew Aplin	Mariners
Tuffy Gosewisch	Mariners
Eric Sogard	Brewers
Tony Barnette	Rangers
Brady Rodgers	Astros
Jake Elmore	White Sox
Colby Woodmansee	Mets
Drew Maggi	Indians
Jason Kipnis	Indians
Xorge Carillo	Rays

Today's Devils Are Tomorrow's Major Leaguers

- Most players taken in the MLB Draft since 2010 (55)
- ASU's 108 Major Leaguers since 1959 are the most in the nation
- The first-ever player drafted by the MLB was Sun Devil alum Rick Monday
- ASU is the only school at any level to have multiple No. 1 overall picks in June MLB Draft history
- Most unique first round players taken in the June MLB Draft with 20 - (excludes compensation picks and re-draftees)
- Most players drafted in a single year (15 in 2008)
- 415 MLB Draft Picks, more than any other school in the country.

Movin' On Up

As has become commonplace at Arizona State, five Sun Devils heard their names called in the MLB Draft following the 2016 season. The Sun Devils have had five or more players drafted in 46 of the 53 MLB Drafts held since 1956 and five or more players have gotten the call in 13 of the last 15 seasons.

Keeping the Tradition Alive

- Four Sun Devils made their debuts in the MLB during the 2016 season, bringing ASU's total to 108 all-time - the most among all NCAA schools since 1959. Jake Barrett (Diamondbacks) and Tony Barnette (Rangers) each saw their first Big League action in the opening month of the MLB season last year while Brady Rodgers (Astros) and Trevor Williams (Pirates) bookended things, appearing in the final month of the season.
- The Sun Devils have now had at least one major league player on their varsity roster each year from 1961 through 2013, which is the longest current streak in the nation. Thirty-three ASU baseball players have made their MLB debuts since 2002.

#MLBU

2018 Sun Devil Baseball

ROSTER

PITCHERS (16)

No.	Name	Yr	B/T	HT	WT	Hometown (High School)
30	Brady Corrigan	Fr.	R/R	6'2"	200	Plainfield, Ill. (Plainfield North)
36	Colby Davis	Fr.	R/R	6'8"	225	Scottsdale, Ariz. (Chaparral)
31	Drake Davis	Fr.	R/R	6'0"	185	Highlands Ranch, Colo. (Ralston Valley)
23	Jake Godfrey	Sr.	R/R	6'3"	225	New Lenox, Ill. (Providence Catholic/LSU/NW Florida St.)
11	Connor Higgins	Jr.	R/L	6'5"	240	Orefield, Pa. (Parkland)
17	Ryan Hingst	Sr.	R/R	6'4"	191	El Paso, Texas (Franklin)
15	Eli Lingos	Sr.	L/L	6'0"	192	Temecula, Calif. (Great Oak)
8	Alec Marsh	So.	R/R	6'2"	220	Milwaukee, Wis. (Ronald Reagan)
3	Chaz Montoya	So.	L/L	6'0"	160	Glendale, Ariz. (Centennial)
41	Dellan Raish	RS Fr.	L/L	6'2"	180	Cave Creek, Ariz. (Cactus Shadows)
26	Sam Romero	Jr.	R/R	6'2"	180	Phoenix, Ariz. (Carl Hayden/Phoenix College)
29	Grant Schneider	Sr.	R/R	6'3"	205	Austin, Texas (Lake Travis)
22	Fitz Stadler	Jr.	R/R	6'9"	240	Glenview, Ill. (Glenbrook South)
25	Zane Strand	RS Fr.	R/R	6'5"	220	Chandler, Ariz. (Hamilton)
19	Boyd Vander Kooi	Fr.	R/R	6'5"	210	Mesa, Ariz. (Skyline)
44	Spencer Van Scoyoc	So.	L/L	6'4"	200	Cedar Rapids, Iowa (Jefferson)

CATCHERS (3)

9	Sam Ferri	So.	R/R	5'11"	185	Norridge, Ill. (Notre Dame College Prep)
40	Luke Leisenring	Fr.	S/R	6'3"	195	Golden, Colo. (Ralston Valley)
27	Lyle Lin	So.	R/R	6'1"	201	Taipei, Taiwan (JSerra Catholic)

INFIELDERS (8)

21	Carter Aldrete	So.	R/R	6'2"	205	Monterey, Calif. (Monterey)
35	Adisyn Coffey	Fr.	R/R	6'2"	170	Albany, Ind. (Delta)
47	Taylor Lane	Sr.	R/R	6'4"	205	Chesapeake, Va. (IMG/Florida/NW Florida St.)
10	Jeremy McCuin	Jr.	S/R	6'1"	182	Gilbert, Ariz. (Perry)
6	Drew Swift	Fr.	R/R	6'0"	150	Chandler, Ariz. (Hamilton)
20	Spencer Torkelson	Fr.	R/R	6'1"	205	Petaluma, Calif. (Casa Grande)
5	Alika Williams	Fr.	R/R	6'2"	165	San Diego, Calif. (Rancho Bernardo)
14	Gage Workman	Fr.	S/R	6'4"	175	Queen Creek, Ariz. (Basha)

OUTFIELDERS (8)

24	Hunter Bishop	So.	L/R	6'5"	210	Palo Alto, Calif. (Serra)
12	Gage Canning	Jr.	L/R	5'11"	178	Ramona, Calif. (Ramona)
37	Myles Denson	So.	R/R	6'2"	180	Las Vegas, Nev. (Bishop Gorman)
18	Trevor Hauver	Fr.	L/R	6'0"	190	Chandler, Ariz. (Perry)
16	Zach Hogueisson	Fr.	L/R	6'4"	200	El Cajon, Calif. (Christian)
39	Hunter Jump	Fr.	L/R	5'11"	190	Aliso Viejo, Calif. (Aliso Niguel)
28	Scott Mehan	Fr.	R/R	5'10"	180	Scottsdale, Ariz. (Cactus Shadows)

- 13 **Head Coach:** Tracy Smith
- 2 **Assistant Coach/Recruiting Coordinator:** Ben Greenspan
- 45 **Assistant Coach:** Mike Cather
- 7 **Volunteer Assistant Coach/Hitting Coach:** Michael Earley
- Director of Operations: Brendan Cunningham
- Sports Medicine/Rehabilitation: Jesse Lowman
- Strength and Conditioning: Jason Robbins

2018 Sun Devil Baseball

ROSTERS

NUMERICAL

3	Montoya, Chaz	LHP	So.	L/L	6'0"	160	Glendale, Ariz. (Centennial)
5	Williams, Alika	INF	Fr.	R/R	6'2"	165	San Diego, Calif. (Rancho Bernardo)
6	Swift, Drew	INF	Fr.	R/R	6'0"	150	Chandler, Ariz. (Hamilton)
8	Marsh, Alec	RHP	So.	R/R	6'2"	220	Milwaukee, Wis. (Ronald Reagan)
9	Ferri, Sam	C	So.	R/R	5'11"	185	Norridge, Ill. (Notre Dame College Prep)
10	McCuin, Jeremy	INF	Jr.	S/R	6'1"	182	Gilbert, Ariz. (Perry)
11	Higgins, Connor	LHP	Jr.	R/L	6'5"	240	Orefield, Pa. (Parkland)
12	Canning, Gage	OF	Jr.	L/R	5'11"	178	Ramona, Calif. (Ramona)
14	Workman, Gage	INF	Fr.	S/R	6'4"	175	Queen Creek, Ariz. (Basha)
15	Lingos, Eli	LHP	Sr.	L/L	6'0"	192	Temecula, Calif. (Great Oak)
16	Hogueisson, Zach	OF	Fr.	L/R	6'4"	200	El Cajon, Calif. (Christian)
17	Hingst, Ryan	RHP	Sr.	R/R	6'4"	191	El Paso, Texas (Franklin)
18	Hauver, Trevor	OF	Fr.	L/R	6'0"	190	Chandler, Ariz. (Perry)
19	Vander Kooi, Boyd	RHP	Fr.	R/R	6'5"	210	Mesa, Ariz. (Skyline)
20	Torkelson, Spencer	INF	Fr.	R/R	6'1"	205	Petaluma, Calif. (Casa Grande)
21	Aldrete, Carter	INF	So.	R/R	6'2"	205	Monterey, Calif. (Monterey)
22	Stadler, Fitz	RHP	Jr.	R/R	6'9"	240	Glenview, Ill. (Glenbrook South)
23	Godfrey, Jake	RHP	Sr.	R/R	6'3"	225	New Lenox, Ill. (Providence Catholic/LSU/NW Florida St.)
24	Bishop, Hunter	OF	So.	L/R	6'5"	210	Palo Alto, Calif. (Serra)
25	Strand, Zane	RHP	RS Fr.	R/R	6'5"	220	Chandler, Ariz. (Hamilton)
26	Romero, Sam	RHP	Jr.	R/R	6'2"	180	Phoenix, Ariz. (Carl Hayden/Phoenix College)
27	Lin, Lyle	C	So.	R/R	6'1"	201	Taipei, Taiwan (JSerra Catholic)
28	Mehan, Scott	OF	Fr.	R/R	5'10"	180	Scottsdale, Ariz. (Cactus Shadows)
29	Schneider, Grant	RHP	Sr.	R/R	6'3"	205	Austin, Texas (Lake Travis)
30	Corrigan, Brady	RHP	Fr.	R/R	6'2"	200	Plainfield, Ill. (Plainfield North)
31	Davis, Drake	RHP	Fr.	R/R	6'0"	185	Highlands Ranch, Colo. (Ralston Valley)
35	Coffey, Adisyn	INF	Fr.	R/R	6'2"	170	Albany, Ind. (Delta)
36	Davis, Colby	RHP	Fr.	R/R	6'8"	225	Scottsdale, Ariz. (Chaparral)
37	Denson, Myles	OF	So.	R/R	6'2"	180	Las Vegas, Nev. (Bishop Gorman)
39	Jump, Hunter	OF	Fr.	L/R	5'11"	190	Aliso Viejo, Calif. (Aliso Niguel)
40	Leisenring, Luke	C	Fr.	S/R	6'3"	195	Golden, Colo. (Ralston Valley)
41	Raish, Dellan	LHP	RS Fr.	L/L	6'2"	180	Cave Creek, Ariz. (Cactus Shadows)
44	Van Scoyoc, Spencer	LHP	So.	L/L	6'4"	200	Cedar Rapids, Iowa (Jefferson)
47	Lane, Taylor	INF	Sr.	R/R	6'4"	205	Chesapeake, Va. (IMG/Florida/NW Florida St.)

PRO-NUN-SEE-AV-SHUNS

Carter Aldrete - AL-dreh-tee
 Sam Ferri - FAIR-ee
 Trevor Hauver - HAW-ver
 Ryan Hingst - HEEngst
 Zach Hogueisson - HO-guh-SON
 Luke Leisenring - LYE-zen-RING
 Eli Lingos - leen-GOES
 Jeremy McCuin - mic-CUE-in
 Scott Mehan - MEE-han
 Dellan Raish - dell-ANN RAYSH
 Grant Schneider - SHNEYE-der
 Boyd Vander Kooi - Van-Der KOY
 Spencer Van Scoyoc - Van SCOY

ALPHABETICAL

No.	Name	Pos.
21	Aldrete, Carter	INF
24	Bishop, Hunter	OF
12	Canning, Gage	OF
35	Coffey, Adisyn	INF
30	Corrigan, Brady	RHP
36	Davis, Colby	RHP
31	Davis, Drake	RHP
37	Denson, Myles	OF
9	Ferri, Sam	C
23	Godfrey, Jake	RHP
18	Hauver, Trevor	OF
11	Higgins, Connor	LHP
17	Hingst, Ryan	RHP
16	Hogueisson, Zach	OF
39	Jump, Hunter	OF
47	Lane, Taylor	INF
40	Leisenring, Luke	C
27	Lin, Lyle	C
15	Lingos, Eli	LHP
8	Marsh, Alec	RHP
10	McCuin, Jeremy	INF
28	Mehan, Scott	OF
3	Montoya, Chaz	LHP
41	Raish, Dellan	LHP
26	Romero, Sam	RHP
29	Schneider, Grant	RHP
22	Stadler, Fitz	RHP
25	Strand, Zane	RHP
6	Swift, Drew	INF
20	Torkelson, Spencer	INF
44	Van Scoyoc, Spencer	LHP
19	Vander Kooi, Boyd	RHP
5	Williams, Alika	INF
14	Workman, Gage	INF

BY POSITION

Catchers	3
Pitchers	16
Infielders	8
Outfielders	7

BY CLASS

Seniors	5
Juniors	5
Sophomores	8
Freshmen	16

BATTING

Lefties	10
Righties	22
Switch	3

PITCHING

Righties	11
Lefties	5

2018 Sun Devil Baseball

LAST TIME

Hitting Categories

Hit a grand slam.....	Brian Serven, May 4, 2014 at Oklahoma State (L, 14-12)
Hit a walkoff HR.....	Colby Woodmansee, February 13, 2015 vs. Oklahoma State (solo shot in 10th inning)
Led off the game with a HR.....	Kasey Coffman, March 3, 2013 vs Gonzaga (T, 6-6)
Hit for the cycle.....	Travis Buck, March 7, 2003 vs. Southern Utah (W, 19-0)
Hit for the cycle to open the game.....	April 27, 2003 vs. Washington State (HR/2B/1B/3B)
Hit back-to-back HRs.....	Lyle Lin and Spencer Torkelson, Feb. 17, 2018 vs. Miami (OH)
Hit back-to-back-to-back HRs.....	Max Rossiter (3-run), RJ Ybarra and Trever Allen, May 5, 2013 vs Stan.
Hit two HR in one game.....	Spencer Torkelson, Feb. 28, 2018, at Long Beach State
A freshman hit two HR in one game.....	Spencer Torkelson, Feb. 28, 2018, at Long Beach State
Hit three HRs in one game.....	Joey DeMichele, May 1, 2011 vs Stanford (TIES ASU RECORD)
Had five hits in one game.....	Johnny Sewald, May 9, 2015 vs UCLA (went 5-for-7)
Had six hits in one game.....	Travis Buck, March 13, 2005 vs Western Illinois (went 6-for-8, 3 RBI)
Had seven hits in one game.....	Jerry Mantlo, February 6, 1972 vs. Michigan
Had three doubles in one game.....	Jake Peevyhouse, March 29, 2014 at No. 15 UCLA
Had four doubles in one game.....	Travis Buck, February 28, 2004 vs. Connecticut (W, 16-5)
Hit two triples in one game.....	Gage Canning, March 3, 2018 vs. Oklahoma State
Had seven RBI in one game.....	Andy Workman, May 8, 2011 vs. Long Beach State (W, 17-9)
Had eight RBI in one game.....	Kiel Roling, March 17, 2007 vs. Maine
Had nine RBI in one game.....	Jeremy West, April 27, 2003 vs. Washington State
Stole four bases in one game.....	Drew Maggi, April 10, 2010 at Washington St. (TIES ASU RECORD)
Stole home.....	Colby Woodmansee, March 6, 2016 vs. Eastern Michigan (W, 8-1)
Struck out four or more times in one game.....	Lyle Lin, April 28, 2017 at Oregon (4K's in L, 2-0)
Hitter stranded six runners on base.....	Jordan Aboites (6), February 23, 2016 vs. Nevada (L, 11-5)
Recorded 13 total bases.....	Jeremy West (14), April 27, 2003 vs. Washington State (3 HR, 2 1B)
Had an inside the park home run.....	Trever Allen, March 1, 2012 vs. St. Louis
Scored five runs in one game.....	Kiel Roling, February 4, 2007 vs. Southern Utah (5 R)
Was hit by a pitch two or more times.....	Drew Swift, 2, Feb. 17 vs. Miami (OH)
Opponent hit two HRs in one game.....	JJ Matijevic (at #8 Arizona), April 4, 2017 (L, 2-11)
Opponent hit a walkoff HR.....	Kevin Williams (UCLA), March 16, 2012 at Jackie Robinson Stadium (Solo HR in 9th inning)
Opponent hit a leadoff HR.....	Andy Lentz (Washington), May 17, 2008 at Packard Stadium (off Josh Satow)

Pitching Categories

Threw a no-hitter.....	Ryan Hingst, March 25, 2016 vs. Utah, (W, 5-0)
Threw a perfect game.....	Eddie Bane, March 2, 1973, vs. Cal State Northridge (W, 9-0)
Threw a one-hitter.....	Brian Flores, May 20, 2007 at Oregon State (W, 8-1)
Threw a two-hitter.....	Will Waldrip, Jan. 23, 1999 vs. Hawaii-Hilo (W, 3-0)
Were no-hit.....	Phil Keller, March 23, 1970 vs. Stanford (L, 1-0)
Were one-hit.....	Noah Bremer, at Washington, May 12, 2017 (L, 0-4)
Threw a complete game.....	Boyd Vander Kooi, Feb. 18, 2018 vs. Miami (OH) (W, 11-1, 7 innings)
Threw a complete game shutout.....	Ryan Hingst, March 25, 2016 vs. Utah (W, 5-0)
Threw back-to-back complete games.....	Trevor Williams, 3/1/13 vs. Pacific (W, 8-1) and 3/9 vs. Long Beach State (W, 4-0)
Threw back-to-back complete game shutouts.....	Brady Rodgers/Kramer Champlin, May 20 and 21, 2011 at Washington
Had an opposing pitcher throw a complete game.....	Noah Bremer, at Washington, May 12, 2017 (L, 0-4)
Shut out an opponent (one or more pitchers).....	March 24, 2017, at USC (2 pitchers)
Were shutout.....	at Washington, May 14, 2017 (L, 0-4)
Struck out 10 or more batters in a game.....	Seth Martinez (11), March 12, 2016, vs. UC Davis (8.0 IP)
Struck out 15 or more batters in a game.....	Mike Leake (15), May 30, 2009 vs. Oral Roberts (CG, 4-1 Win in Tempe Regional)
Had an opposing pitcher strike out 10 or more Sun Devils.....	David Peterson (20), at Oregon, April 28, 2017 (L, 2-0)
Did not walk a batter (complete game).....	Ryan Kellogg, May 14, 2015 vs Washington State (W, 5-0)
Recorded 10 wins in a season.....	Ryan Kellogg, 11-1 (2013)
Hit three batters in a game.....	Brett Lilek (3), April 4, 2015 at Utah (W, 6-5)

Fielding Categories

Had no errors in three straight games.....	March 2, 3, 4, 2018 vs. Oklahoma State
Committed three or more errors in one game.....	Andrew Snow (3), Feb. 17, 2017 vs. Northwestern
Had 16 or more putouts in one game.....	Zach Wilson (20), First Base, April 21, 2011 at Cal
Had 20 or more put outs in one game.....	Zach Wilson (20), First Base, April 21, 2011 at Cal
Had eight or more assists in one game.....	Jeremy McCuin (8), Shortstop, Feb. 17, 2017 vs. Northwestern
Caught and pitched in the same game.....	Jordan Swagerty, March 17, 2010 vs. USC (2x in 2010)
Turned four double plays in one game.....	April 22 2017, vs. CSUB
Turned five+ double plays in one game.....	5, April 25, 2010, vs. Washington (TIES ASU RECORD)
Turned a triple play.....	Eric Sogard (2B), Brett Wallace (1B) and Andrew Romine SS, February 27, 2007 at Arizona

Scoring and Misc. Categories

Recorded 20+ hits.....	23, April 28, 2010 vs. San Francisco (W, 21-3)
Recorded 20+ hits in back-to-back games.....	22 and 22, February 3-4, 2007 vs. Southern Utah
Scored 20+ runs.....	21, April 28, 2010, vs. San Francisco (W, 21-3)
Scored 30+ runs.....	30, March 13, 2005 vs. Western Illinois (W, 30-13 in Baton Rouge, La.)
Scored 10+ runs in one inning.....	11, April 26, 2015 vs. Tennessee Tech (W, 16-4)
Left 15+ runners on base in one game.....	15, March 5, 2016 vs. Eastern Michigan (W, 5-4 (11))
Surrendered a ninth inning lead.....	April 18, 2017 vs. UNLV (led 12-9, lost 13-12)
Swept a three-game Pac-12 series.....	April 13-15, 2017 vs. WSU (6-5, 10-7, 5-4)
Were swept in a Pac-12 series.....	May 18-20 vs. #15 Arizona (5-6, 1-3, 5-9)
Were swept in a Pac-12 series at home.....	May 18-20 vs. #15 Arizona (5-6, 1-3, 5-9)
Played in extra innings.....	10, May 4, 2018 vs. Oklahoma State
Played in 14+ innings.....	14, March 9, 2016 at Cal State Fullerton (W, 2-1 W)
Played back-to-back extra inning games.....	March 9, 11 and 12, 2016, vs. Cal State Fullerton/UC Davis (14, 11 and 12 innings)
Played a game lasting 5+ hours.....	5 hours, 12 minutes, May 30, 2015 vs. Cal State Fullerton in Fullerton Regional (L, 3-2 (14))

2018 Sun Devil Baseball

RECORDS/AT A GLANCE

Record When...

Overall7-6 10+ runs3-0	Hit 0 home runs3-3
Conference0-0	Opponent 0-2 runs5-0	... 1 home run3-2
Non-Conference7-6 3-5 runs1-2	... 2+ home runs1-1
Home games5-5 6-9 runs1-2	Opponent 0 home runs5-4
Away games2-1 10+ runs0-2 1 home run2-2
Neutral site0-0	Scored in 1st inning4-1 2+ HRs0-0
Day games3-4	Opp. scored in 1st.....1-2	Made 0 errors4-1
Night games4-2	Scores first7-3	... 1 error3-2
vs Left starter3-0	Opp. scores first0-3	... 2+ errors.....0-3
vs Right starter4-6	After 6 leading7-1	Opp. made 0 errors4-2
1-Run games2-2 trailing0-4 1 error1-3
2-Run games0-1 tied0-1 2+ errors2-1
5+Run games3-3	After 7 leading6-1	Out-hit opponent7-2
Extra innings0-1 trailing0-4	Out-hit by opponent0-4
Shutouts.....1-0 tied0-1	Hits are tied0-0
Scoring 0-2 runs2-3	After 8 leading6-0	
..... 3-5 runs0-2 trailing0-4	
..... 6-9 runs.....2-1 tied0-2	

A Look At the Pitching Staff

Arizona State Starters

Pitcher	Starts/QS	Pct.	PC/Start	IP/Start	ER Against/ Start	Runs For/Start	PCK	DP	Team Record
Boyd Vander Kooi	2/2	100.0	189/94.5	14.2/7.1	1/0.5	13/6.5	0	2	2-0
Eli Lingos	3/1	33.3	262/87.3	17.1/5.2	7/2.3	19/6.3	1	2	2-1
Spencer Van Scoyoc	2/0	0.0	141/70.5	7.1/3.2	4/2.0	1/0.5	0	1	0-2
Fitz Stadler	2/0	0.0	54/54.0	4.0/4.0	2/2.0	3/3.0	0	0	1-1
Sam Romero	1/1	100.0	89/89.0	6.0/6.0	1/1.0	9/9.0	0	1	1-0
Alec Marsh	1/0	0.0	39/39.0	3.0/3.0	0/0.0	1/1.0	0	1	0-1
Brady Corrigan	1/0	0.0	38/38.0	1.2/1.2	3/3.0	1/1.0	0	0	0-1
Jake Godfrey	1/0	0.0	35/35.0	2.0/2.0	0/0.0	1/1.0	0	0	1-0

Arizona State Bullpen (Relief Appearances Stats Only)

Reliever	APP	IP	H	R	ER	BB	SO	SV	ERA	IR/Scored	1st Bat. Faced/Ret.
Alex Marsh	2	6.0	3	0	0	3	4	0	0.00	0/0	2/2
Jake Godfrey	2	1.0	1	0	0	3	0	0	0.00	2/1	2/0
Chaz Montoya	6	9.1	6	2	1	2	12	3	0.96	2/0	6/4
Fitz Stadler	2	5.2	4	2	1	2	6	0	1.59	3/1	2/1
Dellana Raish	5	7.2	5	2	2	3	9	0	2.35	1/0	5/4
Sam Romero	3	6.1	5	2	2	2	4	1	2.84	2/0	3/3
Ryan Hingst	3	4.0	5	2	2	1	4	0	4.50	3/2	3/2
Connor Higgins	6	8.2	13	7	6	2	5	0	6.23	9/3	5/3
Brady Corrigan	2	1.1	2	2	2	2	0	0	13.50	1/0	2/1
Adisyn Coffey	1	1.0	3	3	2	0	0	0	18.00	0/0	1/0
Grant Schneider	4	5.0	11	11	11	3	5	0	19.80	7/3	4/3
Spencer V. Scoyoc	1	0.0	0	1	1	1	0	0	99.00	3/1	1/0

2018 Sun Devil Baseball

NATIONAL RANKS/CONFERENCE RANKS/TEAM RANKS

NATIONAL RANKINGS

Category	Team	Nat'l	Pac-12	Value
Batting Average (297 ranked)		27	3	0.31
Double Plays (294 ranked)		18	1	13
Double Plays Per Game (297 ranked)		42	2	1
Doubles (296 ranked)		65	4	24
Doubles Per Game (297 ranked)		93	4	1.85
Earned Run Average (297 ranked)		111	8	4.15
Fielding Percentage (297 ranked)		105	6	0.972
Hit Batters (295 ranked)		72	2	16
Hits (297 ranked)		25	2	136
Hits Allowed Per Nine Innings (297 ranked)		101	8	8.37
Home Runs (280 ranked)		61	2	10
Home Runs Per Game (288 ranked)		81	3	0.77
On Base Percentage (297 ranked)		91	5	0.376
Runs (297 ranked)		76	4	76
Sacrifice Bunts (263 ranked)		119	6	5
Sacrifice Flies (260 ranked)		66	4	6
Scoring (297 ranked)		105	4	5.8
Shutouts (46 ranked)		46	5	1
Slugging Percentage (297 ranked)		30	2	0.478
Strikeout-to-Walk Ratio (297 ranked)		154	8	1.91
Triples (200 ranked)		1	1	10
Triples Per Game (262 ranked)		1	1	0.77
WHIP (297 ranked)		108	7	1.4
WL Pct (289 ranked)		124	8	0.538
Walks Allowed Per Nine Innings (297 ranked)		147	9	4.23

Individual

Category	Name	Nat'l	Pac-12	Value
Batting Average (242 ranked)	Gage Canning	4	2	0.5
Games Started (18 ranked)	Eli Lingos	18	2	3
Hits (122 ranked)	Gage Canning	1	1	28
	Lyle Lin	11	2	23
Hits Per Game (139 ranked)	Gage Canning	2	1	2.15
	Lyle Lin	30	2	1.77
Home Runs (80 ranked)	Spencer Torkelson	1	1	8
Home Runs Per Game (137 ranked)	Spencer Torkelson	3	2	0.62
Sacrifice Bunts (97 ranked)	Alika Williams	29	1	3
Saves (60 ranked)	Chaz Montoya	24	4	3
Slugging Percentage (250 ranked)	Spencer Torkelson	8	2	0.959
	Gage Canning	33	5	0.804
Total Bases (131 ranked)	Spencer Torkelson	5	1	47
	Gage Canning	7	2	45
Triples (105 ranked)	Gage Canning	1	1	6
	Gage Workman	3	2	3
Triples Per Game (134 ranked)	Gage Canning	1	1	0.46
	Gage Workman	6	2	0.27

Pac-12 RANKINGS

TEAM

Batting Average	3rd, .310
Slugging Percentage	2nd, .478
OBP	5th, .376
Runs	4th, 76
RBI	4th, 65
Doubles	4th, 24
Triples	1st, 10
Home Runs	t-2nd, 10
Walks	7th, 42
ERA	8th, 4.15
Opp. Average	8th, .249
Strikeouts	1st, 103
Home Runs Allowed	t-4th, 4
Fielding Percentage	6th, .972
Fielding Double Plays	t-1st, 13
Caught Stealing By	t-7th, 4

INDIVIDUAL

Batting Average	Gage Canning	2nd, .500
	Lyle Lin	5th, .442
OBP	Gage Canning	4th, .525
Slugging Percentage	Spencer Torkelson	2nd, .959
	Gage Canning	5th, .804
	Lyle Lin	9th, .615
	Lyle Lin	9th, .750
Hits	Gage Canning	1st, 28
	Lyle Lin	2nd, 23
	Spencer Torkelson	t-4th, 18
Runs	Spencer Torkelson	t-5th, 13
RBIs	Spencer Torkelson	t-5th, 15
	Gage Canning	t-9th, 12
Triples	Gage Canning	1st, 6
	Gage Workman	2nd, 3
Home Runs	Spencer Torkelson	1st, 8
ERA	Boyd Vander Kooi	3rd, 0.61
Strikeouts	Eli Lingos	t-8th, 18
Saves	Chaz Montoya	t-4th, 3
Assists	Drew Swift	t-2nd, 37

RECORD WATCH

NCAA TRIPLES (CAREER)

1.) Bob Zeihan, Indiana State (1985-88)	32
9.) 3 tied	28
-- Gage Canning (2016-p)	20

NCAA TRIPLES (SINGLE SEASON)

1.) Keith Hagman, New Mexico (1980)	17
4.) 9 tied	13
-- Gage Canning (2018)	6

ASU TRIPLES (CAREER)

1.) Alan Bannister, 1970-72	26
Ed Irvine, 1977-79	26
3.) Willie Bloomquist, 1997-99	22
4.) Gage Canning (2016-p)	20
Rick Peters, 1974-77	20
Bump Wills, 1971-74	20

ASU TRIPLES (SINGLE SEASON)

1.) Zack MacPhee (2010)	14
-- Gage Canning (2018)	6

ASU HOME RUNS (FRESHMAN)

1.) Barry Bonds, 1983	11
2.) Mike Kelly, 1989	10
3.) Bob Horner, 1976	9
Ike Davis, 2006	9
5.) Spencer Torkelson (2018)	8
Casey Myers, 1998	8

LF

Trevor Hauver, 8 (3-5)

Scott Mehan, 3 (3-0)
Spencer Torkelson, 2 (1-1)

CF

Gage Canning, 9 (5-4)

Hunter Bishop, 4 (2-2)

RF

Hunter Bishop, 9 (5-4)

Gage Canning, 4 (2-2)

SS

Drew Swift, 13 (7-6)

2B

Alika Williams, 12 (7-5)

Jeremy McQuin, 1 (0-1)

SP

Eli Lingos, 3 (2-1)

Boyd Vander Kooi, 2 (2-0)

Jake Godfrey, 1 (1-0)

Sam Romero, 1 (1-0)

Alec Marsh, 1 (0-1)

Spencer Van Scoyoc, 2 (0-2)

Brady Corrigan, 1 (0-1)

Fitz Stadler, 2 (1-1)

3B

Carter Aldrete, 9 (5-4)

Gage Workman, 4 (2-2)

1B

Spencer Torkelson, 9 (5-4)

Lyle Lin, 2 (1-1)

Jeremy McQuin, 2 (1-1)

DH

Gage Workman, 6 (3-3)

Spencer Torkelson, 2 (1-1)

Carter Aldrete, 2 (1-1)

Scott Mehan, 1 (1-0)

Taylor Lane, 1 (1-0)

Hunter Jump, 1 (0-1)

C

Lyle Lin, 11 (6-5)

Luke Leisenring, 2 (1-1)

2017 Sun Devil Baseball

HEAD COACH TRACY SMITH



TRACY SMITH - HEAD COACH - THIRD SEASON (21st OVERALL)

OVERVIEW

- 2013 National Coach of the Year
- 75 of his players have been selected in the MLB Draft, including 68 draftees since 2000 and 32 in the first 10 rounds
- Coached the fourth overall pick in the 2014 Major League Baseball June Amateur Draft (Kyle Schwarber) and three first-round selections in the 2009 MLB June Draft (Eric Arnett, Josh Phegley, Matt Bashore)
- One of five active coaches - and one of eight all-time - to bring three different Div. I schools to NCAA Regional play when he guided the Sun Devils to a No. 2 seed in the Fullerton Regional in 2015
- Has amassed a 698-535-1 career record in 21 seasons as a head coach at three different schools, including nine seasons at both Miami (Ohio) and Indiana, and three years at Arizona State
- His 698 victories rank in the Top-40 among active coaches in the NCAA, and his 21 seasons represent the fourth-fewest number of years on that list to be ranked within the Top-40

ARIZONA STATE (2014-p)

- Hired as the fifth head baseball coach in program history on June 24, 2014
- Enters his fourth season at the helm of the Sun Devil baseball program
- Has seen 22 players earn Pac-12 All-Conference honors
- Coached three players to All-American honors in 2015 (Seth Martinez, David Greer and Colby Woodmansee)

- 24 players have earned Pac-12 All-Academic honors in Smith's first three seasons (ASU's 10 selections in Smith's first season led the Pac-12)
- Instrumental in Sun Devil Baseball's signing of the nation's top recruiting class in 2016, which included eight players who had been drafted by the Major League out of high school
- The 2017 class was also rated in the Top-5 nationally and was the No. 1 class in the West. The 2017 class was second in the country behind Vanderbilt in having the most signed players make it to campus for the 2018 season

INDIANA (2006-14)

- Named National Coach of the Year in 2013 and was a unanimous choice for Big Ten Coach of the Year after he led IU to the school's only College World Series appearance
- Led the Hoosiers to the No. 4 national seed in the 2014 NCAA Tournament, the first national seed in Big Ten baseball history
- Tallied more than 40 wins in his final two seasons at IU and led the Hoosiers to consecutive Big Ten Conference Championships for the first time in school history
- Won the Big Ten regular season and B1G Tournament title in 2013, marking the school's first regular season conference championship since 1949 and the first outright crown since 1932, and advanced to the 2013 College World Series, which ended the Big Ten's 29-year CWS absence
- Led the Hoosiers to an NCAA Regional in 2009 and to the College World Series in 2013, notched a program-best 21 conference wins in 2014 and secured eight first team All-Big Ten selections to tie a conference mark for most first team honorees from one school
- Academic Progress Rate as a head coach increased each season until it reached a perfect 1000 in two-year stretch between 2008-10
- Had eight players on 12 occasions be named All-Americans, including four in 2014, which was the highest total in program history and the second straight season that IU produced three or more All-Americans

Season	Team	Overall	Conference (Standing)	Postseason
1997	Miami (OH)	27-28	17-13 (4th)	MAC Tournament
1998	Miami (OH)	33-26	17-13 (3rd - East)	MAC Tournament
1999	Miami (OH)	34-27	20-12 (2nd - East)	MAC Tournament
2000	Miami (OH)	40-23	16-12 (3rd - East)	NCAA Regional
2001	Miami (OH)	35-25	16-12 (4th - East)	MAC Tournament
2002	Miami (OH)	31-28	16-12 (3rd - East)	MAC Tournament
2003	Miami (OH)	36-24-1	19-9 (2nd - East)	MAC Tournament
2004	Miami (OH)	36-21	14-8 (1st - East)	MAC Tournament
2005	Miami (OH)	45-18	17-4 (1st - East)	NCAA Regional
	Miami (OH)	317-220-1	152-95	
2006	Indiana	22-34	11-21 (10th)	
2007	Indiana	19-35	8-23 (10th)	
2008	Indiana	31-30	15-17 (6th)	Big Ten Tournament
2009	Indiana	32-27	16-7 (3rd)	NCAA Regional
2010	Indiana	28-27	12-12 (t-5th)	Big Ten Tournament
2011	Indiana	30-25	11-13 (7th)	
2012	Indiana	32-28	16-8 (2nd)	Big Ten Tournament
2013	Indiana	49-16	17-7 (1st)	College World Series
2014	Indiana	44-15	21-3 (1st)	First-ever Big 10 National Seed
	Indiana	287-237	127-111	
2015	Arizona State	35-23	18-12 (t-3rd)	NCAA Regional
2016	Arizona State	36-23	16-14 (t-3rd)	NCAA Regional
2017	Arizona State	23-32	8-22 (t-9th)	
2018	Arizona State	7-6		
	Arizona State	101-84	42-48	
	Total	705-541-1		

- Mentored two Big Ten Players of the Year, three Big Ten Pitchers of the Year and a pair of Big Ten Freshman of the Year in nine seasons at IU, and at least one Hoosier earned Freshman All-America honors in six of the past seven seasons in Bloomington
- Landed three players on the USA Baseball Collegiate National Team and mentored numerous players at all positions, including outfielder Alex Dickerson, who was named Big Ten Player of the Year and won the Big Ten Triple Crown in 2010, right-handed pitcher Aaron Slegers, who was named 2013 Big Ten Pitcher of the Year, and catcher Kyle Schwarber, who was named an All-American by five major college baseball groups in 2014

MIAMI (OH) AND PERSONAL

- Compiled eight straight 30-win seasons, two NCAA Regional appearances and advanced to the Mid-American Conference Tournament finals six times at Miami (OH)
- Began his coaching career as head coach at Miami University-Middletown in 1990, served as an assistant coach at Miami (Ohio) from 1993-94 and was the pitching coach at IU from 1995-96
- Four-year letterwinner at Miami (Ohio), Smith was a pitcher and an infielder for the RedHawks, and played three minor league seasons in the Chicago Cubs organization
- Participated in 1992 Major League Scouting Bureau's Professional Scout School as a representative of the Cubs
- Born Feb. 14, 1966, Smith graduated with a bachelor's degree in Education from Miami (Ohio) in 1989 and completed a master's degree in Sport Organization from Miami (Ohio) in 1992
- Native of Kentland, Ind., Smith and his wife, Jaime, have three sons, Casey, Ty and Jack

BEN GREENSPAN - ASSISTANT COACH/RECRUITING COORDINATOR

-Ben Greenspan enters his fourth season at Arizona State University as assistant coach and recruiting coordinator, and works primarily with the team's offense and catchers.

-The 2017 campaign saw Gage Canning emerge as one of the elite players in the Pac-12 with Greenspan helping to oversee that growth. He was the only player in the Pac-12 to finish with a double-digit number of doubles while also posting at least six home runs and six triples.

-Greenspan also helped oversee the emergence of Hunter Bishop as one of the exciting young freshmen in the country on the year. Bishop started 31 games in the outfield season to become just the sixth ASU freshman in the past 15 years to start over 50 percent of the season in the outfield.

-Catcher Brian Serven earned First Team All-Pac-12 recognition in 2016, as well as Pac-12 All-Academic honorable mention and was a semifinalist for the Johnny Bench Award, given to the nation's top catcher. His prowess on both sides of the plate was evident as he became just the fifth catcher in school history to lead the team in home runs and he caught 17 runners stealing, the most by a Sun Devil since 2009.

-Also excelling at the plate under Greenspan was first baseman David Greer, who also earned a First Team All-Conference selection as well as earning a spot on the Louisville Slugger All-America third team. The Arizona-native finished his junior campaign first in the conference in doubles and total bases, second in slugging percentage and third in runs scored.

-In his first season at ASU, Greenspan helped the Sun Devils excel both offensively and defensively. The Devils ranked in the top half of the Pac-12 in a number of offensive categories, including second in slugging percentage, third in both batting average and hits, and posted their best defensive numbers since 2010 as they finished fourth in the conference in both fielding percentage and errors.

-Excelling in his recruiting coordinator position, Greenspan assembled the No. 1 recruiting class in the nation in 2016 according to Collegiate Baseball Newspaper. Greenspan followed that up in playing a big part in another Top-5 Nationally ranked recruiting class in 2017, and the top recruiting class in the Pac-12 and the West. The 2017 Sun Devil class features six signees who participated in the 2015 Area Code Baseball Games, an invitation-only elite baseball event held annually in Long Beach, Calif., and one who played in the Tournament of the Stars - a showcase hosted by USA Baseball.

Greenspan spent six seasons as an assistant coach at Indiana, including the past year as recruiting coordinator, and worked extensively with the team's catchers and hitters. The Hoosiers' offense ranked in the top 25 in the nation in batting average, slugging percentage, total hits and extra-base hits in 2014.

Greenspan mentored some of the most prolific hitters in IU program history, including two-time All-American catcher Kyle Schwarber, current Oakland Athletics catcher Josh Phegley, and 2010 Big Ten Player of the Year Alex Dickerson. He also played a large role in developing talent at IU as 11 of his position players were selected in the Major League Baseball First-Year Player Draft, including five in the top five rounds. In the eight years Greenspan has served as a catching coach, his guidance has produced a First Team All-Conference player at that position in five of those seasons with two of them currently playing MLB (Schwarber and Phegley).

Greenspan's additional hitting protégés include 2012 Big Ten Freshman of the Year Sam Travis, two-time All-American Dustin DeMuth and current major leaguers Micah Johnson and Ethan Wilson.

Greenspan played for two seasons under coach Smith at IU, and was a Hoosier team captain and Academic All-Big Ten performer in 2007. He spent two years at the University of Connecticut as a catcher and first baseman before joining the IU program. He earned a bachelor's degree in Sport Marketing and Management and a master's degree in Sport Administration from Indiana University.

Greenspan is originally from West Point, N.Y., and is married to his wife, Janine. The pair have two children, Grayson and Adalyn.

MIKE CATHER - ASSISTANT COACH/PITCHING COACH

-Mike Cather enters his first season at Arizona State University as assistant coach and pitching coach.

-Cather joins the Sun Devils with over a decade of experience at the professional level, most recently serving as the Minor League Pitching Coordinator for the Miami Marlins organization beginning in 2015. With the Marlins, Cather oversaw the development for the organization's minor league system and worked closely with Miami's Major League Pitching Coach, Juan Nieves.

-Prior to his coaching career, Cather had a 10-year career as a professional pitcher with three seasons spent in Major League Baseball with the Atlanta Braves (1997-99). Cather did not allow an earned run in his first eight games in the MLB and helped the Braves to a spot in the National League Championship Series against the Florida Marlins in 1998.

-Among his professional assignments and developments through the years, Cather has worked with All-Stars Josh Beckett and Clay Buchholz, as well as the likes of Matt Wisler, Carl Edwards, Jr., Joe Ross and Daniel Bard.

-In 2014, Cather joined the Chicago Cubs organization as the pitching coach for the Iowa Cubs at the Triple-A level and oversaw a pitching staff that led the Pacific Coast League in ERA, setting several club records in the process. He developed young and veteran players for the team's postseason run in 2015.

-Cather joined the San Diego Padres organization in 2012 where he served as the Minor League Pitching Coordinator as well as the pitching coach for the El Paso Chihuahuas, the Padres' Triple-A affiliate. In El Paso, Cather worked under former Sun Devil Baseball head coach Pat Murphy. He also initiated and created the throwing program used for Dominican players at the overseas academy.

-Cather began his career in the professional ranks with the Boston Red Sox organization in 2006. He joined the organization as the pitching coach for the Class A Wilmington Blue Rocks before being promoted to pitching coach for the Portland Sea Dogs, the Red Sox's Double-A affiliate, in 2007. In 2010, Cather was named as one of Boston's Major League advanced scouts, where he provided reports and insight to the organization's Major League staff.

-During his playing career with the Braves, Cather pitched two scoreless innings of relief in Game 2 against the Houston Astros in the 1998 National League Divisional series after helping the team to the NL Eastern Division title. In the National League Championship Series against the Marlins, Cather did not allow a run over four games.

MICHAEL EARLEY - VOLUNTEER ASSISTANT COACH/HITTING COACH

-Michael Earley enters his second season as a volunteer assistant and first season as the team's Hitting Coach on head coach Tracy Smith's staff at Arizona State.

-Earley will also serve as the team's outfield coach and helped pace one of the top outfields in the Pac-12 in 2017. On the year, first-team All-Pac-12 selection Gage Canning started in every single game for the Sun Devils and while providing stellar defense with zero errors on the season and leading the team in outfield assists.

-Canning led the team in virtually every hitting category, including batting average (.332), runs (37), doubles (12), triples (6), home runs (6) and slugging percentage (.538). He was the only player in the Pac-12 to finish with a double-digit number of doubles while also posting at least six home runs and six triples.

-Earley also helped oversee the emergence of Hunter Bishop as one of the exciting young freshmen in the country on the year. The freshman earned All-Pac-12 honors and finished his 2017 campaign with an impressive .301 batting average, five doubles, four triples and five home runs. He ranked second on the team - behind only Canning - in batting average, runs scored (27), triples, home runs and slugging percentage (.484).

-During the 2017 pitching coach search, Earley was granted a waiver to recruit by the NCAA. Earley assisted in recruiting during the spring and summer of 2017. During that time Earley helped identify prospects and recruits for the 2017 through 2020 recruiting classes. The 2017 recruiting class was ranked fourth in the country and tops in the Pac 12.

-Earley played under Smith at Indiana from 2008-10 before going on to a professional career with the Chicago White Sox organization. He played professional baseball for six seasons, including time with the team's Triple-A affiliate, the Charlotte Knights.


-The outfielder finished his playing days with the Southern Illinois Miners in the independent Frontier League in 2015. He finished his professional career with 559 hits, 117 doubles, 38 home runs and a .284 average. He was named to four All-Star teams in his professional career and was also named a member of the Southern Illinois All-Decade Team.

-Earley earned Third Team All-Big Ten recognition during his senior campaign at IU in 2010 after he tied for fourth in the conference in home runs with 13, and finished the season batting .352. Earley was the only player in the Big Ten with double digit homeruns and stolen bases during the 2010 season.




2017 Sun Devil Baseball


PLAYER BIOS




Carter Aldrete
INF | R/R | So.




Hunter Bishop
OF | L/R | So.




Gage Canning
OF | L/R | Jr.




Adisyn Coffey
INF | R/R | Fr.




Brady Corrigan
RHP | R/R | Fr.




Colby Davis
RHP | R/R | Fr.




Drake Davis
RHP | R/R | Fr.




Myles Denson
OF | R/R | So.




Sam Ferri
C | R/R | So.




Jake Godfrey
RHP | R/R | RS Sr.




Trevor Hauver
INF | L/R | Fr.




Connor Higgins
LHP | R/L | Jr.




Ryan Hingst
RHP | R/R | RS
Sr.




Zach Hogueisson
OF | L/R | Fr.




Hunter Jump
OF | L/R | Fr.




Taylor Lane
OF | R/R | Sr.




Luke Leisenring
C | S/R | Fr.



Lyle Lin
C | R/R | So.




Eli Lingos
LHP | L/L | Sr.




Alec Marsh
RHP | R/R | So.

2017 Sun Devil Baseball


PLAYER BIOS




Jeremy McCuin
INF | S/R | Jr.




Scott Mehan
OF | R/R | Fr.




Chaz Montoya
LHP | L/L | So.




Dellan Raish
LHP | L/L | RS Fr.




Sam Romero
RHP | R/R | Jr.




Grant Schneider
RHP | R/R | Sr.




Fitz Standler
RHP | R/R | Jr.




Zane Strand
RHP | R/R | RS
Fr.



Drew Swift
INF | R/R | Fr.




**Spencer Torkel-
son**
INF | R/R | Fr.



Boyd Vander Kooi
RHP | R/R | Fr.




**Spencer Van
Scoyoc**
LHP | L/L | So.



Alika Williams
INF | R/R | Fr.



Gage Workman
INF | S/R | Fr.



Carter Aldrete #21 INF

Sophomore - 6'2 - 205
Bats/Throws: R/R
Monterey, Calif.
Monterey



Gage Canning #12 OF

Junior - 5'11 - 178
Bats/Throws: L/R
Ramona, Calif.
Ramona

Date	Opponent	Pos	AB	R	H	RBI	2B	3B	HR	BB	SB	CS	HBP	SAC	BF	GDP	K	PO	A	E	Avg
Feb 17	MIAMI (OH) 1	*3b	4	0	1	0	1	0	0	0	0	0	0	0	0	0	1	0	6	2	250
Feb 17	MIAMI (OH) 2	*3b	4	2	3	0	1	1	0	0	0	1	0	0	0	0	1	0	4	0	306
Feb 18	MIAMI (OH) 1	*3b	3	1	0	0	0	0	0	0	0	1	0	0	0	0	0	0	4	0	364
Feb 18	MIAMI (OH) 2	*3b	5	1	1	0	0	0	0	0	0	0	0	0	0	0	1	0	4	1	312
Feb 23	SAINT MARY'S	*3b	4	0	0	0	0	0	0	0	0	0	0	0	0	1	2	0	1	0	230
Feb 24	SAINT MARY'S	*3b	3	0	0	0	0	0	0	0	0	0	0	0	0	1	1	0	0	0	217
Feb 27	at Long Beach State	*3b	4	0	0	0	0	0	0	0	0	0	0	0	0	1	2	0	0	0	185
Feb 28	at Long Beach State	*3b	1	0	0	0	0	0	0	0	0	0	0	0	0	0	0	1	0	1	179
Mar 02	OKLAHOMA STATE	*3b	3	1	2	0	0	0	1	0	0	0	0	0	0	0	2	3	0	0	226
Mar 03	OKLAHOMA STATE	*3b	4	2	2	0	0	0	1	0	0	0	0	0	0	0	1	0	0	0	227
Mar 04	OKLAHOMA STATE	*3b	4	0	1	0	0	0	0	0	0	0	0	0	0	0	1	0	0	0	256
Mar 06	at Pepperdine	*3b	5	1	3	3	0	0	0	0	1	0	0	0	0	0	3	2	0	0	236
Totals		11gs	44	8	13	3	2	1	0	3	1	2	1	0	0	2	10	7	24	4	285

On base pct. 354 • Slugging pct. 386

Date	Opponent	Pos	AB	R	H	RBI	2B	3B	HR	BB	SB	CS	HBP	SAC	BF	GDP	K	PO	A	E	Avg
Feb 17	MIAMI (OH) 1	*of	4	0	2	0	0	0	0	0	0	0	0	0	0	0	1	3	0	0	500
Feb 17	MIAMI (OH) 2	*of	5	0	3	0	0	2	0	0	0	0	0	0	0	0	0	2	0	0	326
Feb 18	MIAMI (OH) 1	*of	4	0	1	2	0	0	0	0	0	1	0	0	0	0	0	1	1	0	262
Feb 18	MIAMI (OH) 2	*of	3	2	3	2	1	0	0	1	0	0	0	0	1	0	0	2	0	0	562
Feb 23	SAINT MARY'S	*of	2	0	4	1	2	0	0	0	0	0	0	0	0	0	0	4	0	0	650
Feb 24	SAINT MARY'S	*of	3	1	1	1	0	1	0	2	0	0	0	0	0	0	1	3	0	0	616
Feb 27	SAINT MARY'S	*of	4	0	2	1	0	0	0	0	0	0	0	0	0	0	2	2	0	0	593
Feb 27	at Long Beach State	*of	4	1	2	0	0	0	0	0	0	1	0	0	0	0	1	2	0	0	381
Feb 28	at Long Beach State	*of	5	0	3	0	0	0	0	0	0	0	0	0	0	0	0	0	6	0	393
Mar 02	OKLAHOMA STATE	*of	5	1	1	0	1	0	0	0	0	0	0	0	0	0	3	1	0	0	534
Mar 03	OKLAHOMA STATE	*of	5	2	3	4	1	2	0	0	0	0	0	0	0	0	1	0	0	0	513
Mar 04	OKLAHOMA STATE	*of	4	0	1	0	0	0	1	0	0	0	0	0	0	0	0	0	0	0	220
Mar 06	at Pepperdine	*of	5	1	4	1	0	1	0	0	1	0	0	0	0	0	2	3	0	0	500
Totals		13gs	56	8	28	17	5	4	0	4	1	2	0	0	1	0	12	29	0	1	500

On base pct. 526 • Slugging pct. 804



Hunter Bishop #24 OF

Sophomore - 6'5 - 210
Bats/Throws: L/R
Palo Alto, Calif.
Serra




Adisyn Coffey #35 INF/RHP

Freshman - 6'2 - 170
Bats/Throws: R/R
Albany Ind.
Delta

Date	Opponent	Pos	AB	R	H	RBI	2B	3B	HR	BB	SB	CS	HBP	SAC	BF	GDP	K	PO	A	E	Avg
Feb 17	MIAMI (OH) 1	*of	4	0	1	0	0	0	0	0	0	0	0	0	0	0	1	3	0	0	250
Feb 17	MIAMI (OH) 2	*of	5	0	0	0	0	0	0	0	0	0	0	0	0	0	3	4	0	0	111
Feb 18	MIAMI (OH) 1	*of	2	1	0	0	0	0	0	2	1	0	0	0	0	0	1	2	0	0	091
Feb 18	MIAMI (OH) 2	*of	5	0	1	0	0	0	0	0	0	0	0	0	0	0	2	1	0	0	125
Feb 23	SAINT MARY'S	*of	3	0	0	0	0	0	0	0	0	0	0	0	0	0	1	3	0	0	195
Feb 24	SAINT MARY'S	*of	3	1	1	0	0	0	0	0	0	0	1	0	0	0	2	4	0	0	136
Feb 26	SAINT MARY'S	*of	3	0	0	0	0	0	0	0	0	0	0	0	0	0	2	4	0	0	120
Feb 27	at Long Beach State	*of	2	0	0	0	0	0	0	0	1	1	0	0	0	0	1	1	0	0	111
Feb 28	at Long Beach State	*of	2	0	0	0	0	0	0	0	0	0	0	0	0	0	0	0	0	0	103
Mar 02	OKLAHOMA STATE	*of	4	0	1	1	0	0	0	0	0	0	0	0	0	0	1	1	0	0	121
Mar 03	OKLAHOMA STATE	*of	4	1	1	2	1	0	0	0	0	0	0	0	0	0	2	4	0	0	135
Mar 04	OKLAHOMA STATE	*of	1	0	1	0	0	0	0	0	0	1	1	0	0	0	0	0	0	0	156
Mar 06	at Pepperdine	*of	4	1	2	3	1	0	0	0	0	0	0	0	0	0	1	0	2	0	190
Totals		13gs	42	4	8	8	2	0	0	6	2	2	3	0	0	1	16	29	0	0	190

On base pct. 333 • Slugging pct. 236


Date	Opponent	GS	IP	H	R	ER	BB	SO	2B	3B	HR	WP	BK	HBP	IBB	Score	W-L	Sv	ERA	NP
Feb 28	at Long Beach State		1.0	3	3	2	0	0	1	0	0	0	0	0	0	4-16	0-0	0	18.00	14
Totals			0	10	3	2	0	0	1	0	0	0	0	0	0	4-16	0-0	0	18.00	-



**Brady
Corrigan** **#30**
RHP

Freshman - 6'2 - 200
Bats/Throws: R/R
Plainfield, Ill.
Plainfield North

Date	Opponent	GS	IP	H	R	ER	BB	SO	2B	3B	HR	WP	BK	HBP	IBB	Score	W-L	Sv	ERA	NP
Feb 18	MIAMI (OH) 2		1.2	5	8	3	2	2	0	0	1	1	0	0	0	8-15	0-1	0	16.20	38
Feb 28	at Long Beach State		0.1	0	2	2	0	0	0	0	0	1	0	0	0	4-15	0-2	0	22.50	13
Mar 02	OKLAHOMA STATE		1.0	2	0	0	0	0	0	0	0	0	0	0	0	9-1	0-2	0	15.00	13
Totals		1	3.0	7	10	5	4	2	0	0	1	1	0	0	0	21-33	0-2	0	15.00	-




**Drake
Davis** **#31**
RHP

Freshman - 6'0 - 185
Bats/Throws: R/R
Highlands Ranch, Colo.
Ralston Valley



**Colby
Davis** **#36**
RHP

Freshman - 6'8 - 225
Bats/Throws: R/R
Scottsdale, Ariz.
Chaparral




**Myles
Denson** **#37**
OF

Sophomore - 6'2 - 180
Bats/Throws: R/R
Las Vegas, Nev.
Bishop Gorman


Date	Opponent	Pos	AB	R	H	RBI	2B	3B	HR	BB	SB	CS	HBP	SAC	SF	GDP	K	PO	A	E	Avg
Feb 28	at Long Beach State	dh	1	0	0	0	0	0	0	0	0	0	0	0	0	0	0	0	0	0	.000
Mar 03	OKLAHOMA STATE	ph	1	0	0	0	0	0	0	0	0	0	0	0	0	0	0	0	0	0	.000
Mar 04	OKLAHOMA STATE	ph/of	0	0	0	0	0	0	0	0	0	0	0	0	1	0	0	0	0	0	.000
Totals		ogs	2	0	0	0	0	0	0	0	0	0	0	0	1	0	0	0	0	0	.000

On base pct. .000 • Slugging pct. .000



Sam Ferri #9 C

Sophomore - 5'11 - 185
Bats/Throws: R/R
Norridge, Ill.
Notre Dame College Prep




Trevor Hauver #18 OF

Freshman - 6'0 - 190
Bats/Throws: L/R
Chandler, Ariz.

Date	Opponent	Pos	AB	R	H	REI	2B	3B	HR	BB	SB	CS	HBP	BAC	SF	GDP	K	PO	A	E	Avg
Feb 17	MIAMI (OH) 1	*cf	4	0	0	0	0	0	0	0	0	0	0	0	0	0	0	2	0	0	.000
Feb 18	MIAMI (OH) 1	*cf	4	1	2	3	1	0	0	0	0	0	0	0	0	0	1	0	0	0	.250
Feb 18	MIAMI (OH) 2	*cf	3	0	0	0	0	0	0	0	0	0	0	0	0	0	1	2	0	0	.000
Feb 23	SAINT MARY'S	*cf	3	0	0	0	0	0	0	0	0	0	0	0	0	0	2	2	0	0	.000
Feb 24	SAINT MARY'S	*cf	4	1	2	1	1	0	0	0	0	0	0	0	0	0	1	1	0	0	.222
Feb 25	SAINT MARY'S	cf	0	0	0	0	0	0	0	0	0	0	0	0	0	0	0	0	0	0	.000
Feb 27	at Long Beach State	phof	1	0	0	0	0	0	0	0	0	0	0	0	0	0	1	1	0	0	.000
Feb 28	at Long Beach State	*cf	1	0	1	0	0	0	0	0	0	0	0	0	0	0	0	1	0	1	.227
Mar 02	OKLAHOMA STATE	*cf	2	0	0	1	0	0	0	0	0	0	0	0	0	1	0	2	3	0	.000
Mar 04	OKLAHOMA STATE	cf	1	0	1	0	0	0	0	0	0	0	0	0	0	0	0	0	0	0	.250
Mar 05	at Pepperdine	*cf	3	2	3	0	2	0	0	0	0	0	0	0	0	0	0	2	0	0	.333
Totals		8gs	28	4	9	5	4	0	0	4	0	0	0	0	0	1	0	8	14	0	.214

On base pct: .354 • Slugging pct: .461



Jake Godfrey #23 RHP

Senior - 6'3 - 225
Bats/Throws: R/R
New Lenox, Ill.
Providence Catholic




Connor Higgins #11 LHP

Junior - 6'5 - 240
Bats/Throws: R/L
Orefield, Penn.
Parkland

Date	Opponent	GS	IP	H	R	ER	BB	SO	2B	3B	HR	WP	BK	HBP	IBB	Score	W-L	Sv	ERA	NP
Feb 18	MIAMI (OH) 2	-	0.2	0	0	0	2	0	0	0	0	0	0	0	0	8-16	0-0	0	0.00	16
Feb 27	at Long Beach State	-	2.0	0	0	0	2	2	0	0	0	0	0	0	0	1-0	0-0	0	0.00	35
Mar 03	OKLAHOMA STATE	-	0.1	1	0	0	1	0	0	0	0	0	0	0	0	14-2	0-0	0	0.00	11
Totals		1	3.0	1	0	0	5	2	0	0	0	0	0	0	0	23-18	0-0	0	0.00	-


Date	Opponent	GS	IP	H	R	ER	BB	SO	2B	3B	HR	WP	BK	HBP	IBB	Score	W-L	Sv	ERA	NP
Feb 18	MIAMI (OH) 2	-	2.0	5	3	3	0	1	1	0	0	1	0	0	0	8-16	0-0	0	13.50	28
Feb 24	SAINT MARY'S	-	0.1	2	1	0	0	0	0	0	0	1	0	0	0	5-6	0-1	0	11.57	10
Feb 27	at Long Beach State	-	0.1	0	0	0	0	0	0	0	0	0	0	0	0	1-0	0-1	0	10.12	2
Mar 03	OKLAHOMA STATE	-	2.0	3	1	1	1	1	1	0	0	0	0	0	0	14-2	0-1	0	7.71	34
Mar 04	OKLAHOMA STATE	-	1.2	0	0	0	0	1	1	0	0	0	0	0	0	2-3	0-1	0	5.68	14
Mar 05	at Pepperdine	-	2.1	3	2	2	1	2	0	0	1	0	0	1	0	10-7	1-1	0	6.23	36
Totals		0	8.2	13	7	6	2	5	2	0	1	2	0	1	0	40-34	1-1	0	6.23	-



Ryan Hingst #17 RHP

Senior - 6'4 - 191
Bats/Throws: R/R
El Paso, Texas
Franklin

Date	Opponent	GS	IP	H	R	ER	BB	SO	2B	3B	HR	WP	BK	HBP	IBB	Score	W-L	Sv	ERA	NP
Feb 28	at Long Beach State		12	3	2	2	0	2	1	0	0	1	0	0	0	4-15	0-0	0	10.80	36
Mar 03	OKLAHOMA STATE		10	1	0	0	1	1	0	0	0	0	0	0	0	14-2	0-0	0	6.75	14
Mar 05	at Pepperdine		11	1	0	0	0	1	1	0	0	0	0	0	0	10-7	0-0	0	4.50	17
Totals		0	40	5	2	2	1	4	2	0	0	1	0	0	0	28-25	0-0	0	4.50	-



Hunter Jump #39 OF

Freshman - 5'11 - 190
Bats/Throws: L/R
Aliso Viejo, Calif.
Aliso Niguel

Date	Opponent	Pos	AB	R	H	RBI	2B	3B	HR	BB	SB	CS	HBP	SAC	SF	GDP	K	PO	A	E	Avg
Feb 17	MIAMI (OH)-1	ph	1	0	0	0	0	0	0	0	0	0	0	0	0	0	0	0	0	0	.000
Feb 24	SAINT MARY'S	ph	1	0	0	0	0	0	0	0	0	0	0	0	0	0	0	0	0	0	.000
Feb 28	at Long Beach State	dh	2	0	0	0	0	0	0	0	0	0	0	0	0	1	0	0	0	0	.000
Totals		1gs	4	0	0	0	0	0	0	0	0	0	0	0	0	1	0	0	0	0	.000

On base pct. .000 • Slugging pct. .000




Zach Hogueisson #16 OF

Freshman - 6'4 - 200
Bats/Throws: L/R
El Cajon, Calif.
Christian

Date	Opponent	Pos	AB	R	H	RBI	2B	3B	HR	BB	SB	CS	HBP	SAC	SF	GDP	K	PO	A	E	Avg
Feb 18	MIAMI (OH)-2	ph	1	0	0	0	0	0	0	0	0	0	0	0	0	0	0	0	0	0	.000
Feb 28	at Long Beach State	dh	2	0	0	0	0	0	0	0	0	0	0	0	0	0	0	0	0	0	.000
Mar 02	OKLAHOMA STATE	ph/cf	1	0	0	0	0	0	0	0	0	0	0	0	0	0	0	0	0	0	.000
Mar 03	OKLAHOMA STATE	ph/cf	1	0	0	0	0	0	0	0	0	0	0	0	0	0	0	0	0	0	.000
Totals		0gs	5	0	0	0	0	0	0	0	0	0	0	0	0	0	0	0	0	0	.000

On base pct. .000 • Slugging pct. .000




Taylor Lane #47 INF

Senior - 6'4 - 205
Bats/Throws: R/R
Chesapeake, Virg.
IMG

Date	Opponent	Pos	AB	R	H	RBI	2B	3B	HR	BB	SB	CS	HBP	SAC	SF	GDP	K	PO	A	E	Avg
Feb 17	MIAMI (OH)-1	1b	0	0	0	0	0	0	0	0	0	0	0	0	0	0	0	0	0	0	.000
Feb 23	SAINT MARY'S	pr/ph	1	0	0	0	0	0	0	0	0	0	0	0	0	0	0	0	0	0	.000
Feb 25	SAINT MARY'S	dh	3	0	1	0	0	0	0	0	0	0	0	0	0	0	0	0	0	0	.250
Feb 28	at Long Beach State	ph/tb	2	0	0	0	0	0	0	0	0	0	0	0	0	0	2	1	0	0	.167
Mar 03	OKLAHOMA STATE	ph/tb	1	0	0	0	0	0	0	0	0	0	0	0	0	0	1	3	0	0	.143
Mar 04	OKLAHOMA STATE	pr	0	0	0	0	0	0	0	0	0	0	0	0	0	0	0	0	0	0	.143
Totals		1gs	7	0	1	0	0	0	0	0	0	0	0	0	0	0	3	4	0	0	.143

On base pct. .143 • Slugging pct. .143




Luke Leisenring #40 C

Freshman - 6'3 - 195
Bats/Throws: S/R
Golden, Colo.
Ralston Valley

Date	Opponent	Pos	AB	R	H	BI	2B	3B	HR	BB	SB	CS	HBP	SAC	SF	GDP	K	PO	A	E	Avg
Feb 23	SAINT MARY'S	*c	0	0	0	0	0	0	0	0	0	0	0	0	0	0	0	0	0	0	0.000
Feb 28	at Long Beach State	*c	2	0	1	0	0	0	0	0	0	0	0	0	0	0	2	0	0	0	500
Mar 02	OKLAHOMA STATE	*ph/c	1	0	0	0	0	0	0	0	0	0	0	0	0	0	1	3	0	0	333
Mar 03	OKLAHOMA STATE	*c	2	1	1	1	0	0	0	1	0	0	0	0	1	0	7	2	0	0	400
Mar 04	OKLAHOMA STATE	*c	3	0	0	0	0	0	0	0	0	0	0	0	0	0	2	8	0	0	250
Totals		2gs	8	1	2	1	0	0	0	1	0	0	0	0	1	0	3	20	2	0	250


On base pct. .300 • Slugging pct. .250



Eli Lingos #15 LHP

Senior - 6'0 - 192
Bats/Throws: L/L
Temecula, Calif.
Greak Oak

Date	Opponent	GS	IP	H	R	ER	BB	SO	2B	3B	HR	WP	BK	HBP	IBB	Score	W-L	Sv	ERA	NP
Feb 17	MIAMI (OH)-2	*	6.0	5	3	3	2	6	2	0	1	0	0	1	0	7-3	1-0	0	4.50	93
Feb 24	SAINT MARY'S	*	5.2	8	3	3	1	9	2	0	0	1	0	0	0	6-6	1-0	0	4.63	63
Mar 03	OKLAHOMA STATE	*	5.2	2	1	1	2	7	0	0	0	0	0	0	0	14-2	2-0	0	3.63	76
Totals		3	17.1	15	7	7	5	18	4	0	1	1	0	1	0	26-11	2-0	0	3.63	-



Lyle Lin #27 C

Sophomore - 6'1 - 201
Bats/Throws: R/R
Taipei, Taiwan
JSerra Catholic

Date	Opponent	Pos	AB	R	H	BI	2B	3B	HR	BB	SB	CS	HBP	SAC	SF	GDP	K	PO	A	E	Avg
Feb 17	MIAMI (OH)-1	*c	4	2	2	0	1	0	0	0	0	0	0	0	0	0	1	7	3	0	500
Feb 17	MIAMI (OH)-2	*c	4	1	2	2	0	0	1	0	0	0	0	0	0	0	0	5	0	0	500
Feb 18	MIAMI (OH)-1	*c	4	1	1	1	0	0	0	0	0	0	0	0	0	0	5	1	0	0	417
Feb 18	MIAMI (OH)-2	*c	4	1	2	1	0	0	0	1	0	0	0	0	0	0	0	9	0	0	438
Feb 23	SAINT MARY'S	*c/lb	4	0	2	0	1	0	0	0	0	0	0	0	0	0	0	11	0	0	450
Feb 24	SAINT MARY'S	*c	4	0	1	0	0	0	0	0	0	0	0	0	0	0	0	7	0	0	417
Feb 25	SAINT MARY'S	*c	4	1	3	1	0	0	1	0	0	0	0	0	0	0	0	9	3	0	464
Feb 27	at Long Beach State	*c	4	0	2	0	0	0	0	0	0	0	0	0	0	0	1	9	0	0	469
Feb 28	at Long Beach State	*c	3	1	2	0	0	0	0	0	0	0	0	0	0	0	0	4	0	1	486
Mar 02	OKLAHOMA STATE	*c/lb	4	2	2	1	0	0	0	0	0	0	0	0	0	0	1	9	0	0	497
Mar 03	OKLAHOMA STATE	*lb	4	1	1	0	0	0	0	0	0	0	0	0	0	0	0	6	1	0	465
Mar 04	OKLAHOMA STATE	*lb/c	4	0	1	0	0	0	0	0	0	0	0	0	0	0	1	13	0	0	447
Mar 06	at Pepperdine	*c	5	2	2	0	1	0	0	0	0	0	0	0	0	0	0	6	2	0	442
Totals		13gs	52	12	23	6	3	0	2	1	0	0	0	0	0	0	4	104	10	1	442


On base pct. .453 • Slugging pct. .615



Alec Marsh #8 RHP

Sophomore - 6'2 - 220
Bats/Throws: R/R
Milwaukee, Wisc.
Ronald Reagan

Date	Opponent	GS	IP	H	R	ER	BB	SO	2B	3B	HR	WP	BK	HBP	IBB	Score	W-L	Sv	ERA	NP	
Feb 17	MIAMI (OH)-1		1.1	1	0	0	2	0	0	0	0	0	0	0	1	0	2-4	0-0	0	0.00	28
Feb 27	at Long Beach State	*	4.2	2	0	0	1	4	1	0	0	0	0	0	1	0	1-0	1-0	0	0.00	54
Mar 04	OKLAHOMA STATE	*	3.0	3	0	0	0	2	0	0	0	0	0	0	0	2-3	1-0	0	0.00	39	
Totals		1	9.0	6	0	0	3	6	1	0	0	0	0	0	2	0	5-7	1-0	0	0.00	-



Jeremy McQuin

#10
INF

Junior - 6'1 - 182
Bats/Throws: S/R
Gilbert, Ariz.
Perry

Date	Opponent	Pos	AB	R	H	RBI	2B	3B	HR	BB	SB	CS	HBP	SAC	SF	GDP	K	PO	A	E	Avg	
Feb 17	MIAMI (OH)-1	*1b/2b	3	0	0	1	0	0	0	0	0	0	0	0	0	1	0	1	9	0	0	.000
Feb 17	MIAMI (OH)-2	*1b	3	1	0	0	0	0	0	0	0	0	0	0	0	0	2	7	0	0	.000	
Feb 18	MIAMI (OH)-1	*2b	2	0	1	1	0	0	0	0	0	0	0	0	0	0	0	2	1	0	.125	
Feb 18	MIAMI (OH)-2	*2b	3	0	0	0	0	0	0	0	0	0	0	0	0	0	1	2	3	0	.001	
Totals		3gs	11	1	1	2	0	0	0	0	0	0	0	0	0	1	0	4	20	4	0	.091

On base pct. .083 • Slugging pct. .091




Chaz Montoya

#3
LHP

Sophomore - 6'0 - 160
Bats/Throws: L/L
Glendale, Ariz.
Centennial

Date	Opponent	GS	IP	H	R	ER	BB	SO	2B	3B	HR	WP	BK	HBP	IBB	Score	W-L	Sv	ERA	NP
Feb 18	MIAMI (OH)-2	1.2	1	1	0	0	0	2	0	0	0	0	0	0	1	0	8-16	0	0	.31
Feb 24	SAINT MARY'S	0.2	0	0	0	0	0	0	0	0	0	0	0	0	0	0	5-6	0	0	.3
Feb 25	SAINT MARY'S	1.1	1	0	0	0	2	0	0	0	0	0	0	0	0	0	2-1	0	0	.19
Feb 27	at Long Beach State	1.0	2	0	0	0	2	1	0	0	0	0	0	0	0	0	1-0	0	0	.23
Mar 04	OKLAHOMA STATE	3.2	2	1	1	2	5	0	0	0	0	0	0	0	0	0	2-3	0	1	.55
Mar 05	at Pepperdine	1.0	0	0	0	0	1	0	0	0	1	0	1	0	0	0	10-7	0	3	.17
Totals		0	9.1	6	2	1	2	12	1	0	0	1	0	2	0	0	28-33	0	3	.096



Scott Mehan

#28
OF

Freshman - 5'10 - 180
Bats/Throws: R/R
Scottsdale, Ariz.
Cactus Shadows

Date	Opponent	Pos	AB	R	H	RBI	2B	3B	HR	BB	SB	CS	HBP	SAC	SF	GDP	K	PO	A	E	Avg
Feb 17	MIAMI (OH)-2	*of	3	1	1	0	0	0	0	1	0	0	0	0	0	0	0	0	0	0	.333
Feb 18	MIAMI (OH)-1	*dh	1	2	0	0	0	0	0	3	0	0	0	0	0	0	0	0	0	0	.250
Feb 18	MIAMI (OH)-2	ph	1	0	0	0	0	0	0	0	0	0	0	0	0	0	1	0	0	0	.200
Feb 24	SAINT MARY'S	ph	1	0	0	0	0	0	0	0	0	0	0	0	0	0	1	0	0	0	.167
Feb 26	SAINT MARY'S	*of	3	0	0	0	0	0	0	0	0	0	0	0	0	0	1	1	0	0	.111
Feb 27	at Long Beach State	*of	3	0	1	1	0	0	0	0	0	0	0	0	0	0	2	1	0	0	.157
Feb 28	at Long Beach State	ph/2b	1	0	0	0	0	0	0	0	0	0	0	0	0	0	1	0	0	0	.143
Mar 03	OKLAHOMA STATE	ph/of	1	0	0	0	0	0	0	0	0	0	0	0	0	0	0	0	0	0	.143
Mar 04	OKLAHOMA STATE	ph/of	0	0	0	0	0	0	1	0	0	0	0	0	0	0	0	0	0	0	.143
Totals		4gs	14	3	2	1	0	0	0	5	0	0	0	0	0	0	6	4	0	0	.143

On base pct. .368 • Slugging pct. .143



Dellan Raish

#41
LHP


Freshman - 6'2 - 180
Bats/Throws: L/L
Cave Creek, Ariz.
Cactus Shadows

Date	Opponent	GS	IP	H	R	ER	BB	SO	2B	3B	HR	WP	BK	HBP	IBB	Score	W-L	Sv	ERA	NP
Feb 23	SAINT MARY'S	3.0	1	0	0	2	2	0	0	0	0	0	0	0	1	0	1-6	0	0	.41
Feb 28	at Long Beach State	1.0	0	0	0	0	1	0	0	0	0	0	0	0	0	0	4-16	0	0	.11
Mar 02	OKLAHOMA STATE	2.0	1	0	0	0	5	1	0	0	0	0	0	0	0	0	9-1	0	0	.26
Mar 04	OKLAHOMA STATE	0.1	3	2	2	1	0	0	0	0	0	0	0	0	0	0	2-3	0	0	.20
Mar 05	at Pepperdine	1.1	0	0	0	0	1	0	0	0	0	0	0	0	0	0	10-7	0	0	.20
Totals		0	7.2	5	2	2	3	9	1	0	0	0	0	1	0	0	26-33	0	0	.235



Sam Romero #26 RHP

Junior - 6'2 - 180
Bats/Throws: R/R
Phoenix, Ariz.
Carl Hayden




Fitz Stadler #22 RHP

Junior - 6'9 - 240
Bats/Throws: R/R
Glenview, Ill.
Glenbrook South

Date	Opponent	GS	IP	H	R	ER	BB	SO	2B	3B	HR	WP	BK	HBP	IBB	Score	W-L	Sv	ERA	NP
Feb 17	MIAMI (OH)-2		3.0	2	0	0	2	3	0	0	0	1	0	0	0	7-3	0-0	1	0.00	51
Feb 24	SAINT MARY'S		2.1	3	2	2	0	1	0	0	1	2	0	1	0	5-6	0-0	1	3.38	33
Feb 27	at Long Beach State		1.0	0	0	0	0	0	0	0	0	0	0	0	0	1-0	0-0	1	2.84	8
Mar 02	OKLAHOMA STATE	*	6.0	5	1	1	2	7	2	1	0	1	0	0	0	9-1	1-0	1	2.19	89
Totals		1	12.1	10	3	3	4	11	2	1	1	4	0	1	0	22-10	1-0	1	2.19	-

Date	Opponent	GS	IP	H	R	ER	BB	SO	2B	3B	HR	WP	BK	HBP	IBB	Score	W-L	Sv	ERA	NP
Feb 18	MIAMI (OH)-2		2.0	1	0	0	1	2	0	0	0	0	0	0	1	8-16	0-0	0	0.00	28
Feb 23	SAINT MARY'S	*	3.2	3	2	1	1	4	0	0	0	0	0	1	0	1-5	0-0	0	1.59	63
Feb 28	at Long Beach State	*	4.0	2	2	2	1	3	0	0	0	1	0	0	0	4-16	0-0	0	2.79	54
Mar 06	at Pepperdine	*	3.0	4	5	5	3	2	1	0	0	0	0	0	0	10-7	0-0	0	5.68	72
Totals		2	12.2	10	9	8	6	11	1	0	0	1	0	2	0	23-45	0-0	0	5.68	-



Grant Schneider #29 RHP


Senior - 6'3 - 205
Bats/Throws: R/R
Austin, Tex.
Lake Travis



Zane Strand #25 RHP

RS Freshman - 6'5 - 220
Bats/Throws: R/R
Cedar Rapids, Iowa
Jefferson

Date	Opponent	GS	IP	H	R	ER	BB	SO	2B	3B	HR	WP	BK	HBP	IBB	Score	W-L	Sv	ERA	NP
Feb 17	MIAMI (OH)-1		2.2	1	1	1	1	3	1	0	0	0	0	1	0	2-4	0-0	0	3.38	31
Feb 18	MIAMI (OH)-2		1.0	4	4	4	0	1	1	0	0	0	0	1	0	8-16	0-0	0	12.27	30
Feb 28	at Long Beach State		0.0	4	6	6	1	0	1	1	0	0	0	1	0	4-16	0-0	0	27.00	12
Mar 04	OKLAHOMA STATE		1.1	2	0	0	1	1	0	0	0	0	0	0	0	2-3	0-0	0	19.80	26
Totals		0	5.0	11	11	11	3	5	3	1	0	0	0	3	0	16-39	0-0	0	19.80	-



Drew Swift

#6
INF

Freshman - 6'0 - 150
Bats/Throws: R/R
Chandler, Ariz.
Hamilton



Boyd Vander Kooi


#19
RHP

Freshman - 6'5 - 210
Bats/Throws: R/R
Mesa, Ariz.
Skyline

Date	Opponent	Pos	AB	R	H	RBI	2B	3B	HR	BB	SB	CS	HBP	SAC	SF	GDP	K	PO	A	E	Avg
Feb 17	MIAMI (OH)-1	*ss	3	0	2	0	0	0	0	0	0	0	0	0	0	0	1	0	2	0	.667
Feb 17	MIAMI (OH)-2	*ss	3	0	1	0	0	0	0	1	0	0	0	0	0	0	1	0	2	0	.333
Feb 18	MIAMI (OH)-1	*ss	1	3	1	1	0	0	0	1	0	0	0	0	0	0	0	0	3	0	.571
Feb 18	MIAMI (OH)-2	*ss	2	2	2	0	0	0	0	0	0	0	0	0	0	0	0	2	3	2	.667
Feb 23	SAINT MARY'S	*ss	3	0	0	0	0	0	0	1	0	0	0	0	0	0	2	0	3	0	.000
Feb 24	SAINT MARY'S	*ss	5	0	1	1	0	0	0	0	0	0	0	0	0	0	2	1	2	0	.412
Feb 25	SAINT MARY'S	*ss	4	0	0	0	0	0	0	0	0	0	0	0	0	0	2	0	5	0	.333
Feb 27	at Long Beach State	*ss	3	0	0	0	0	0	0	0	0	0	0	0	0	0	2	1	3	0	.232
Feb 28	at Long Beach State	*ss	2	0	0	0	0	0	0	1	0	0	0	0	0	0	1	0	4	0	.286
Mar 02	OKLAHOMA STATE	*ss	5	2	2	0	0	0	0	0	1	0	0	0	0	0	2	0	1	0	.290
Mar 03	OKLAHOMA STATE	*ss	3	1	2	2	0	0	0	2	1	0	0	0	0	0	0	4	6	0	.374
Mar 04	OKLAHOMA STATE	*ss	4	1	0	0	0	0	0	0	0	0	0	0	0	0	0	4	3	0	.286
Mar 06	at Pepperdine	*ss	4	0	1	0	0	0	0	1	0	0	0	0	0	0	1	0	0	0	.250
Totals		13gs	42	9	12	6	0	0	0	10	2	2	2	1	0	0	14	12	37	2	.286

On base pct .444 • Slugging pct .286

Date	Opponent	GS	IP	H	R	ER	BB	SO	2B	3B	HR	WP	BK	HBP	IBB	Score	W-L	Sv	ERA	NP
Feb 18	MIAMI (OH)-1	*	7.0	5	1	0	2	5	1	0	0	0	0	0	0	11-1	1-0	0	0.00	83
Feb 28	SAINT MARY'S	*	7.2	4	1	1	3	9	1	0	0	1	0	2	0	2-1	2-0	0	0.61	106
Totals		2	14.2	9	2	1	5	14	2	0	0	1	0	2	0	13-2	2-0	0	0.61	-



Spencer Torkelson

#20
INF/OF

Freshman - 6'1 - 205
Bats/Throws: R/R
Petaluma, Calif.
Casa Grande



Spencer Van Scoyoc


#44
LHP

Sophomore - 6'4 - 200
Bats/Throws: L/L
Cedar Rapids, Iowa
Jefferson

Date	Opponent	Pos	AB	R	H	RBI	2B	3B	HR	BB	SB	CS	HBP	SAC	SF	GDP	K	PO	A	E	Avg
Feb 17	MIAMI (OH)-1	*ss	3	0	2	0	0	0	0	0	0	0	0	0	0	0	1	0	2	0	.667
Feb 17	MIAMI (OH)-2	*ss	3	0	1	0	0	0	0	1	0	0	0	0	0	0	1	0	2	0	.333
Feb 18	MIAMI (OH)-1	*ss	1	3	1	1	0	0	0	1	0	0	0	0	0	0	0	0	3	0	.571
Feb 18	MIAMI (OH)-2	*ss	2	2	2	0	0	0	0	0	0	0	0	0	0	0	0	2	3	2	.667
Feb 23	SAINT MARY'S	*ss	3	0	0	0	0	0	0	1	0	0	0	0	0	0	2	0	3	0	.000
Feb 24	SAINT MARY'S	*ss	5	0	1	1	0	0	0	0	0	0	0	0	0	0	2	1	2	0	.412
Feb 25	SAINT MARY'S	*ss	4	0	0	0	0	0	0	0	0	0	0	0	0	0	2	0	5	0	.333
Feb 27	at Long Beach State	*ss	3	0	0	0	0	0	0	0	0	0	0	0	0	0	2	1	3	0	.232
Feb 28	at Long Beach State	*ss	2	0	0	0	0	0	0	1	0	0	0	0	0	0	1	0	4	0	.286
Mar 02	OKLAHOMA STATE	*ss	5	2	2	0	0	0	0	0	1	0	0	0	0	0	2	0	1	0	.290
Mar 03	OKLAHOMA STATE	*ss	3	1	2	2	0	0	0	2	1	0	0	0	0	0	0	4	6	0	.374
Mar 04	OKLAHOMA STATE	*ss	4	1	0	0	0	0	0	0	0	0	0	0	0	0	0	4	3	0	.286
Mar 06	at Pepperdine	*ss	4	0	1	0	0	0	0	1	0	0	0	0	0	0	1	0	0	0	.250
Totals		13gs	42	9	12	6	0	0	0	10	2	2	2	1	0	0	14	12	37	2	.286

On base pct .444 • Slugging pct .286

Date	Opponent	GS	IP	H	R	ER	BB	SO	2B	3B	HR	WP	BK	HBP	IBB	Score	W-L	Sv	ERA	NP
Feb 17	MIAMI (OH)-1	*	5.0	4	3	1	6	2	2	0	0	0	0	0	0	2-4	0-1	0	1.80	78
Feb 23	SAINT MARY'S	*	2.1	2	4	3	4	2	2	0	0	2	0	1	0	1-6	0-2	0	4.91	63
Feb 28	at Long Beach State	*	0.0	0	1	1	1	0	0	0	0	0	0	0	0	4-16	0-2	0	6.14	4
Totals		2	7.1	6	8	5	11	4	4	0	0	2	0	1	0	7-26	0-2	0	6.14	-



Alika Williams

#5
INF

Freshman - 6'2 - 165


Bats/Throws: R/R

San Diego, Calif.

Rancho Bernardo

Date	Opponent	Pce	AB	R	H	RBI	2B	3B	HR	BB	SB	CS	HBP	SAC	SF	GDP	K	PO	A	E	Avg	
Feb 17	MIAMI (OH) 1	*2b	7	0	0	0	0	0	0	0	0	0	0	0	0	0	1	3	1	1	.000	
Feb 17	MIAMI (OH) 2	*2b	3	0	0	0	0	0	0	1	0	1	0	0	0	0	2	1	0	0	.000	
Feb 18	MIAMI (OH) 1	*2b	2	0	0	0	0	0	0	0	0	0	0	0	0	0	0	1	0	0	.000	
Feb 18	MIAMI (OH) 2	*2b	0	0	0	0	0	0	0	0	0	0	0	0	0	0	0	0	1	0	.000	
Feb 23	SAINT MARY'S	*2b	7	0	0	0	0	0	0	0	0	0	0	1	0	0	0	2	0	0	.000	
Feb 24	SAINT MARY'S	*2b	3	1	1	1	0	0	0	0	0	0	0	0	0	0	0	1	3	0	.083	
Feb 25	SAINT MARY'S	*2b	2	0	0	0	0	0	0	0	0	0	0	0	0	0	1	4	2	0	.071	
Feb 27	at Long Beach State	*2b	3	0	1	0	0	0	0	0	0	0	0	0	0	0	0	1	3	0	.118	
Feb 28	at Long Beach State	*2b	2	1	1	0	0	0	0	0	0	0	0	0	0	0	0	1	0	0	.158	
Mar 02	OKLAHOMA STATE	*2b	5	0	3	0	0	0	0	1	0	1	0	0	0	0	0	0	1	3	0	.273
Mar 03	OKLAHOMA STATE	*2b	7	2	1	1	1	0	0	1	0	0	0	1	0	0	1	2	3	0	.292	
Mar 04	OKLAHOMA STATE	*2b	4	0	0	0	0	0	0	0	0	0	0	0	1	0	4	3	0	0	.250	
Mar 05	at Pepperdine	*2b	5	1	1	0	0	0	0	0	0	0	0	0	0	0	1	3	1	1	.292	
Totals		12gs	33	5	8	2	1	0	0	3	0	2	0	3	0	1	5	23	23	2	.242	

On base pct. .306 • Slugging pct. .273



Gage Workman

#14
INF

Freshman - 6'4 - 175

Bats/Throws: S/R

Queen Creek, Ariz.

Basha

Date	Opponent	Pce	AB	R	H	RBI	2B	3B	HR	BB	SB	CS	HBP	SAC	SF	GDP	K	PO	A	E	Avg
Feb 17	MIAMI (OH) 2	phr/1b	1	0	0	0	0	0	0	0	0	0	0	0	0	0	1	1	0	0	.000
Feb 18	MIAMI (OH) 2	*dh	5	2	2	0	1	1	0	0	0	0	0	0	0	0	1	0	0	0	.333
Feb 23	SAINT MARY'S	*dh	3	1	1	0	0	0	0	0	0	0	0	0	0	0	0	0	0	0	.333
Feb 24	SAINT MARY'S	*ghr/3b	4	0	1	0	0	0	0	0	0	0	0	0	0	0	2	0	1	0	.306
Feb 25	SAINT MARY'S	*3b	3	1	1	0	0	0	0	0	0	0	0	0	0	0	0	0	0	0	.312
Feb 27	at Long Beach State	*2b	4	0	0	0	0	0	0	0	0	0	0	0	0	0	2	1	2	0	.250
Feb 28	at Long Beach State	*2b	5	0	0	0	0	0	0	0	0	0	0	0	0	0	3	1	1	0	.200
Mar 02	OKLAHOMA STATE	*dh	4	2	2	2	0	2	0	0	1	0	0	0	0	0	0	0	0	0	.241
Mar 03	OKLAHOMA STATE	*dh	7	2	3	3	1	0	0	0	1	0	0	0	0	0	1	0	0	0	.303
Mar 04	OKLAHOMA STATE	*2b	5	0	1	1	0	0	0	0	0	0	0	0	0	0	1	0	4	0	.288
Mar 05	at Pepperdine	*dh	4	0	0	0	0	0	0	0	0	0	0	0	0	0	2	0	0	0	.252
Totals		10gs	42	8	11	6	2	3	0	0	2	0	1	0	0	0	13	3	8	0	.252

On base pct. .279 • Slugging pct. .457