

# 2025 Sun Devil Baseball

## GAME NOTES - OHIO STATE/AUSTIN PEAY

### ARIZONA STATE

0-0 (0-0 Big 12)

@ASU\_Baseball

@TheSunDevils

#### WEEK ONE

Feb. 14-17

6:30 p.m./1 p.m./1 p.m./1 p.m. AZT

Phoenix Municipal Stadium

Phoenix, Ariz.

WATCH: ESPN+

LISTEN: KDUS 1060 AM (Fri. Only)

### OHIO STATE/AUSTIN PEAY

0-0 (0-0 Big Ten)/0-0 (0-0 ASUN)

@OhioStateBASE/@GovsBSB

@OhioStateAthletics/@LetsGoPeay



ASU\_BASEBALL



SUN DEVIL BASEBALL



ASU\_BASEBALL

MEDIA RELATIONS CONTACT

Jeremy Hawkes

jrhawkes@asu.edu | C: 520-403-0121 | O: 480-965-9544

#### #10THINGS (Twitter-Friendly Notes)

- The Sun Devils outscored opponents 187-97 over the final 17 games a year ago, posting a 12-5 record in the process (12-3 in the regular season).
- Jacob Tobias has reached base in 24 consecutive games dating back to last season and has 21 RBIs in his last six games, alone.
- ASU's new middle infield of Matt King and Kyle Walker have combined to appear in 261 career games at the D1 level, starting nearly all of those.
- The Sun Devils recorded double digit hits in 39 games a year ago while also striking out double digit batters in 29 games.
- The 2024 Sun Devils became just the eighth team in program history to reach 100 home runs and was the fastest ASU team to do so ever.
- Last season, ASU posted 68 innings with three or more runs and 41 different innings with 4+. The team has 215+ run innings.
- ASU picked up two road sweeps this season (at UCLA, at Stanford) for the first time since 1994 (at UCLA, at Cal).
- The Sun Devils led the Pac-12 with five first team All-Pac-12 selections and had the Pac-12 Freshman of the Year, Brandon Compton.
- ASU had 10 different players with 20 or more RBIs this season, second-most in the Pac-12 and the most for an ASU team since 2013.
- ASU had a winning record in road games (11-9) for first time since '16. It's one of only 18 "P5" teams in RPI Top-100 with a winning road record.

#### #BYTHENUMBERS

**102**  
The Sun Devils had 102 homers last year, good for 30th nationally and surpassing the program's BBCOR record of 94 from the 2019 season. ASU became just the eighth Sun Devil team in the program's illustrious history to reach 100 home runs and the first to do it since having 101 in 1990. The 2024 Sun Devils were the fastest to reach triple digits in the category in program history, doing so in 56 games. ASU had five Sun Devils reach double digit homers (Ryan Campos, Kien Vu, Brandon Compton, Jacob Tobias and Nick McLain), marking the first time at ASU since 1993 that five players accomplished the feat. It was the first season that even four had reached the tally since 1994.

**11**  
The Sun Devils averaged 11.0 runs per game over the team's final 17 games last year, scoring 187 runs in the process. The Sun Devils' offensive surge at the end of last year boosted its team slugging percentage to .541 on the year, good for tops in the Pac-12 and 15th nationally. The batting average was .313 for the year, tops in the Pac-12 and 12th nationally. The Sun Devils were second in the Pac-12 in averaging 8.3 runs per game and, 29th nationally. The Sun Devils were tops in the Pac-12 and sixth in the country with 143 doubles this year in 58 games and the 2.47 doubles per game were fourth in the nation. The total was 15 more than any other team in the Pac-12 even without making the postseason. The team's 102 home runs on the season were 30th in the country and second in the Pac-12.

**10**  
The 2024 Sun Devils excelled in a pair of categories last season - recording double digit hits and striking out double digit batters. The team recorded 10 or more hits in 39 of 58 games last season - and 16 of last 19 - and was tops in the Pac-12 with 652 total hits on the year (14th nationally). Eight different players recorded at least 50 hits on the season. The pitching staff struck out double-digit batters in 29 of 58 games, posting 10.2 strikeouts per nine innings on the season - a total good for 18th in the country and tops in the Pac-12. It was also notable as the team struck out 10 or more batters in just 21 total games a season ago. Southpaw Ben Jacobs paced the group with 102 strikeouts in just 66.1 innings - a 13.84 K/9 that was good for 11th in the country and first in the Pac-12.

**3**  
The Sun Devils are tied for the nation's lead with three players named to the 2025 Golden Spikes Award Preseason Watch List in the form of LHP Ben Jacobs, OF Brandon Compton and 2B Kyle Walker. Four Sun Devils garnered at least one Preseason All-America honor. Ben Jacobs led the way in the category with the All-America nod from the NCBWA, D1Baseball and Perfect Game. Brandon Compton, Kien Vu and Jacob Tobias also earned Preseason All-America nods from the NCBWA. Jacobs (13), Compton (13), Vu (14), Tobias (6), Walker (12) and Nu'u Contrades (8) were all ranked in the Top-15 at their position in college baseball by D1Baseball earlier this preseason.

#### 2025 SUN DEVIL BASEBALL SCHEDULE

Date	Opponent	Time/Score
14-Feb	Ohio State*	6:30 p.m.
15-Feb	Ohio State*	1 p.m.
16-Feb	Ohio State*	1 p.m.
17-Feb	Austin Peay*	1 p.m.
21-Feb	Oral Roberts	6:30 p.m.
22-Feb	Oral Roberts	1 p.m.
23-Feb	Oral Roberts	12 p.m.
25-Feb	@UCLA	6 p.m.
26-Feb	@UCLA	3 p.m.
28-Feb	Minnesota	6:30 p.m.
1-Mar	Minnesota	6:30 p.m.
2-Mar	Minnesota	1 p.m.
4-Mar	UNLV	6:30 p.m.
7-Mar	Gonzaga	6:30 p.m.
8-Mar	Gonzaga	6:30 p.m.
9-Mar	Gonzaga	1 p.m.
11-Mar	@Arizona	6 p.m.
14-Mar	@TCU	4 p.m.
15-Mar	@TCU	12 p.m.
16-Mar	@TCU	11 a.m.
18-Mar	USC	6:30 p.m.
21-Mar	Kansas	6:30 p.m.
22-Mar	Kansas	6:30 p.m.
23-Mar	Kansas	1 p.m.
25-Mar	@UNLV	6 p.m.
28-Mar	@Utah	5 p.m.
29-Mar	@Utah	1 p.m.
30-Mar	@Utah	12 p.m.
1-Apr	Cal State Fullerton	6:30 p.m.
4-Apr	Arizona	6:30 p.m.
5-Apr	Arizona	6:30 p.m.
6-Apr	Arizona	5 p.m.
8-Apr	CSUN	1 p.m.
11-Apr	@Cincinnati	3 p.m.
12-Apr	@Cincinnati	12 p.m.
13-Apr	@Cincinnati	10 a.m.
14-Apr	@Purdue University	10 a.m.
17-Apr	Texas Tech	7 p.m.
18-Apr	Texas Tech	6:30 p.m.
19-Apr	Texas Tech	1 p.m.
22-Apr	@Grand Canyon	7 p.m.
24-Apr	BYU	6:30 p.m.
25-Apr	BYU	6:30 p.m.
26-Apr	BYU	1 p.m.
29-Apr	Long Beach State	6:30 p.m.
30-Apr	Long Beach State	6:30 p.m.
2-May	@Baylor	4:30 p.m.
3-May	@Baylor	12 p.m.
4-May	@Baylor	11 a.m.
9-May	Houston	6:30 p.m.
10-May	Houston	1 p.m.
11-May	Houston	1 p.m.
13-May	Grand Canyon	6:30 p.m.
15-May	@Oklahoma State	4 p.m.
16-May	@Oklahoma State	4 p.m.
17-May	@Oklahoma State	11 a.m.
20-May	Big 12 Tournament	
21-May	Big 12 Tournament	
22-May	Big 12 Tournament	
23-May	Big 12 Tournament	
24-May	Big 12 Tournament	

All times Arizona time

\* - Indicates a Pac-12 Conference game

# - Indicates a ESPN2 Network Game

^ - Indicates a ESPN+ Live Stream Game

#### PROJECTED STARTERS ('24 Stats)

ASU	ERA	W-L	IP	SO	BB	Opp. Avg
LHP Ben Jacobs	4.75	7-3	66.1	102	36	.247
RHP Jack Martinez (ULL)	4.40	4-3	45.0	50	29	.199
TBD						
TBD						

OSU/AP	ERA	W-L	IP	SO	BB	Opp. Avg
RHP Blaine Wyrnk	3.38	2-1	39.0	38	9	.248
RHP Chase Herrell	3.91	3-1	46.0	38	26	.274
RHP Jake Michalak	10.97	0-0	10.2	4	19	.179
TBD						

Five-Time NCAA Champions (1965, 1967, 1969, 1977, 1981) | 22 College World Series Appearances | 21 Conference Championships

134 All-Americans | 14 National Players of the Year | 13 College Baseball Hall of Fame Members | 967 Letterwinners

477 Major League Baseball Draft Picks | 117 Major Leaguers | 52 Major League Baseball First-Round Draft Picks

# 2025 Sun Devil Baseball

## QUICK FACTS/MEDIA INFORMATION

### GENERAL INFORMATION

Location.....	Tempe, Ariz.
Founded.....	1885
Enrollment.....	181,000
Nickname.....	Sun Devils
School Colors.....	Maroon and Gold
Home Field.....	Phoenix Municipal Stadium
Capacity.....	5,300
Muni Dimensions.....	Lines: 333 (LF) 334 (RF) Alleys: 385 CF: 395
Surface.....	Grass
Affiliation.....	NCAA Div. I
Conference.....	Big 12
President.....	Dr. Michael Crow
Director of Athletics.....	Graham Rossini
Athletic Dept. Phone.....	(480) 965-3482
Ticket Office Phone.....	(480) 727-0000
Athletics Department Address.....	Carson Student-Athlete Center
	500 East Veteran's Way
	P.O. Box 872505
	Tempe, AZ 85287-2505

### PROGRAM HISTORY

First Year of Baseball.....	1907 (7-2)
Start of NCAA Baseball.....	1959 (28-18-1)
All-Time Record.....	3033-1571-8 (.660)*
Modern Era Record (Since Joining NCAA).....	2700-1226-4*
National Championships.....	5 (165, 67, 69, 77, 81)
Years in CWS/Last.....	22 (2010)*
All-Time CWS Record.....	61-38 (.616)*
NCAA Appearances/Last.....	41 (2021)*
NCAA Tournament Record.....	171-82 (.676)*
Best Record All-time.....	64-6 (.914) - 1972
Last All-Americans.....	2024 (2)
	Kien Vu (NCBWA, 3rd Team, Ryan Campos (ABCA, 3rd Team)

\*- ASU vacated 44 wins, the Pac-10 title and the College World Series appearance from 2007. Records do not reflect the vacations.

### COACHING STAFF

Head Coach.....	Willie Bloomquist (4th Season)
Alma Mater.....	Arizona State (1999)
Career Record/Record at ASU (Years).....	90-81 (4th Season)
Pitching Coach.....	Jeremy Accardo (1st Season)
Assistant Coach/Recruiting Coordinator.....	Sam Peraza (4th Season)
Assistant Coach/Hitting Coach.....	Jason Ellison (1st Season)
Director of Baseball Operations & Analytics.....	Dan Jaffe (3rd Season)
Special Assistant to Baseball Administration.....	Mike Goff (4th Season)
Director of Player Development.....	Sean McSheffery (2nd Season)
Pitching Analytics Coordinator.....	Jared Matheson (1st Season)
Graduate Assistant.....	Eamonn Lance (1st Season)
Head Student Manager.....	Colin Norkevicius (3rd Season)
Strength & Conditioning.....	Ted Henson (3rd Season)
Athletic Trainer.....	Jesse Lowman (11th Season)
Dir. of Community Relations.....	Armando Flores (18th Season)

### SPORTS INFORMATION

Baseball Contact.....	Jeremy Hawkes (8th Season) (BSB)/13th Season)
Office.....	480-965-9544
Cell.....	520-403-0121
E-Mail.....	jdhawkes@asu.edu
Director of Sports Information.....	Doug Tammaro
Email.....	tammaro@asu.edu

### 2024 RECAP

Overall Record.....	32-26
Conference record.....	17-13
Home record.....	21-12
Away record.....	11-9
Neutral site record.....	0-5
Postseason.....	Pac-12 Tournament (T-5th in Regular Season)
Final national finish.....	--
Conference finish.....	T-5th
Players Drafted.....	4

## MEDIA INFORMATION

### Credentials

All credential requests should be sent via email to Jeremy Hawkes (jdhawkes@asu.edu).

### Interview Policy

Sun Devil Baseball's weekly media availability will vary week-to-week based on the season's schedule but primarily be based around the 30+ home games. Media Relations Director Jeremy Hawkes will reach out each week to confirm availability dates. Media planning to attend must contact Jeremy Hawkes (520-403-0121/jdhawkes@asu.edu) ahead of time and inform him of their plans or to be added to the distribution list.

Throughout the season's schedule, ASU will host postgame interviews in the Omaha Room after each game. Media members should request players at the beginning of the ninth inning. Please contact Jeremy Hawkes or a member of the media relations staff in the press box to coordinate those interviews. Media members who wish to schedule an interview outside of practice must contact Jeremy Hawkes.

Media members may request one-on-ones for feature/human interest stories postgame after any game.

### Photography/Videography

Accommodations for B-Roll purposes at practice can be made through Jeremy Hawkes (jdhawkes@asu.edu). During games, credentials must be worn in plain view throughout the game and all photographers must adhere to painted lines and instructions given by security personnel and/or Arizona State staff members at all times. At no point during game action should a member of the media be on the field of play. Contact Jeremy Hawkes for any details regarding shooting game action.

### 2025 Media Coverage

The vast majority the Sun Devils games this season will be available to fans via ESPN+ with a select few through linear ESPN channels.

The Sun Devil Sports Radio Network is scheduled to broadcast over 40 Sun Devil Baseball games this season between KDUS AM 1060 and other affiliated radio stations. Fans can listen to the broadcasts on the radio or via the TuneIn app on thesundevils.com. Links to the streaming audio can be found on the online baseball schedule.

Tim Healey is set to serve his 28th season as the "Voice of the Sun Devils" on baseball broadcasts and will be joined for the seventh-straight season by color analyst Max Rossiter, who was an all-conference catcher for the Devils from 2012-13.

# 2025 Sun Devil Baseball

## GAME NOTES/ROSTERS

**PHOENIX** -- Sun Devil Baseball opens the 2025 campaign with a four-game stretch beginning with Opening Night on Feb. 14 at Phoenix Municipal Stadium against Ohio State at 6:30 p.m. AZT. The three game series against the Buckeyes will continue through the weekend with Saturday and Sunday scheduled for 1 p.m. first pitches. ASU will carry the action over into the new week with a Monday tilt against Austin Peay, also scheduled for a 1 p.m. AZT first pitch at Muni.

### FOLLOW THE ACTION

- All four games during opening weekend will be available to stream through ESPN+. Fans can check with their local cable or internet providers to see if they are on an ESPN+ plan or visit <https://plus.espn.com/to/sign-up>.
- Jack Johnson will be on the call for all three Ohio State games with Braiden Bell alongside him on Friday and Sunday and Luke Lapinski joining on Saturday.
- Friday's game will air over the local airwaves on KDUS 1060 AM with Tim Healey and Max Rossiter providing the highlights. All the radio calls from games can also be streamed online at: [kdus1060.com/sundevils](https://kdus1060.com/sundevils)
- Fans are always encouraged to follow the Sun Devil Baseball team on social media for any program or schedule updates throughout the week on the Sun Devil Baseball Twitter account: @ASU\_Baseball

### LAST TIME OUT: 2024 SEASON

- The 2024 campaign saw the Sun Devils post one of the most prolific offenses in the country. ASU became just the eighth Sun Devil team in the program's illustrious history to reach 100 home runs and the first to do it since having 101 in 1990. The 2024 Sun Devils were the fastest to reach triple digits in the category in program history, doing so in 56 games and finished with 102 - 30th nationally and second in the Pac-12.
- ASU had five players reach double digits in homers, marking the first time at ASU since 1993 that five players accomplished the feat (Todd Cady, Doug Newstrom, Antone Williamson, Paul Lo Duca, Jacob Cruz). It was the first season that even four had reached the tally since 1994.
- ASU was sixth in the country with 143 doubles and fourth at 2.47 doubles per game. The team's .541 slugging percentage was 15th nationally while finishing second in the Pac-12 with a .403 team OBP. The team posted a .313 batting average for the year, good for 12th in the nation.
- Kien Vu (NCBWA) and Ryan Campos (ABCA) each earned third-team All-America honors for the season while Brandon Compton was named the Pac-12 Newcomer of the Year and Freshman All-American. The Sun Devils had nine players recognized on the All-Pac-12 teams for the second-straight season. Vu finished sixth in the country and tops in the Pac-12 with his .413 average.
- Campos was eighth in the country with 25 doubles and was a finalist for the Dick Howser trophy for the nation's top player. In his career - all three years coming under Bloomquist - he reached base in 137-of-147 career games (.932), posting a career .369 average - good for 16th in ASU history. He would go on to become the 109th overall selection and a 4th round pick by the Cardinals in the 2024 MLB Draft.
- Nick McLain finished his two years at ASU with a .327 average (92-of-281), with a .658 slugging percentage - a tally good for sixth in ASU school history (min. 250 at-bats) - en route to a third-round selection in the 2024 MLB draft by the White Sox. He logged 20 homers and 23 doubles in his career, in addition to five triples as over half his career hits going for extra bases.

### ON DECK: OHIO STATE/AUSTIN PEAY

- The Sun Devils are taking on the Buckeyes in the non-conference season for the second-straight season after splitting a four-game series against Ohio State in Week Two a year ago.
- Justin Haire begins his first season as the head coach of the Ohio State Buckeyes. Haire, who was previously the skipper at Campbell for 10 seasons, was named the 13th head coach in Buckeye baseball history on June 21, 2024.
- The Buckeyes return 16 players from last year's squad and welcome 23 newcomers, including 10 true freshmen.
- After a stellar season as a reliever in 2024 in which he earned Third Team All-Big Ten honors, righty Blaine Wynk will move into the starting rotation. Last season, Wynk made 21 appearances out of the bullpen and fanned 38, while allowing just nine walks, in 40.0 innings pitched. He notched two saves and finished the season with a 3.38 ERA. Wynk was selected as a Third Team Preseason All-American by Perfect Game after his strong 2024 season.
- Infielder Tyler Pettorini is the top returning hitter for Ohio State. He batted .309 last season with 68 hits, nine doubles, three triples and a team-high nine home runs. He also led the team in RBIs with 49.
- Austin Peay State University's John Bay was named Atlantic Sun Preseason Player of the Year for the 2025 season. Bay earned his third preseason honor after recently being selected by Perfect Game (Jan. 21) and D1Baseball.com (Jan. 30) as their projected ASUN Preseason Player of the Year. The senior center fielder ranked in the top 10 of nine ASUN offensive categories last year and ranked in the top five for slugging percentage (.817), OPS (1.288), RBI (72), doubles (20), and home runs (24).
- The Gobs will travel to the greater Phoenix area for the 2025 MLB Desert Invitational starting Feb. 14. There they will face three new opponents as they meet New Mexico, Seton Hall, and Grand Canyon, all for the first time in program history.
- APSU were picked third in the Atlantic Sun Preseason Poll this season.

### JACOB'S LADDER

- Jacob Tobias was named an NCBWA Preseason All-American (2nd Team First Baseman) and D1Baseball's #6 First Baseman in the country.
- Tobias bat .322 with a team-leading 58 RBIs last year, with 14 doubles and a team-leading 18 homers, the latter of which was good for second in the Pac-12 during the regular season. His .635 slugging percentage was sixth in the league in the regular season.
- He slugged 626 in Pac-12 games, the ninth-best tally in the conference and earned Pac-12 First Team All-Conference recognition at first base
- His 14 doubles gave him 33 for his ASU career while the 18 homers bumped his career tally to 35. The 35 homers are the seventh-most for a player in the career at ASU since the 1998 season
- Tobias needs three homers to move into ASU's top-10 in homers all-time and 22 home runs would set the ASU school record
- Tobias' 146 career RBIs are the 10th-most for an ASU player since the 1998 season and he needs 54 RBIs to reach 200 for his career and enter the Top-8 in ASU history and the first since Ike Davis (2006-08) to do so. His .553 career slugging percentage is also 19th at ASU in that time since 1998
- Tobias has a 24-game active reached base streak carrying over into the season
- The junior posted his first career five-hit game in the finale against Arizona and added a four-hit game against Utah. He added another five-hit game in just seven innings against Texas Tech
- Tobias recorded 21 RBIs in his final six games of the season last year (six, eight, four, one, two, one)
- He joined Spencer Torkelson as the only other Sun Devil in the last decade to record over 50 RBIs and over 10 homers in back-to-back seasons. His 58 RBIs last season were sixth in the Pac-12.

### ENJOYING THE VU

- Kien Vu became the 133rd All-American in Sun Devil Baseball history after posting a .413 average over 47 games and 35 starts -- the highest average in the Pac-12 and sixth in the country. He was second in the country in batting average on balls in play at .511
- Vu was selected as a NCBWA Preseason All-American (2nd Team Outfielder), D1Baseball's #14 Outfielder, D1Baseball's #21 Big 12 2025 MLB Draft Prospect and an All-Big 12 Preseason Team (Outfielder).
- In the month of April, Vu posted a .439 average to lead the Sun Devils, boasting a gaudy .848 slugging percentage that was 100 points higher than any of his teammates. He had seven homers, four doubles and a triple while driving in 26 runs - 12 more than any other Sun Devil for the month. His efforts garnered him finalist consideration for the NCBWA Hitter of the Month
- His .793 slugging percentage (14 homers, 11 doubles, two triples) was easily tops on the team while he also led the squad with 12 stolen bases on 13 chances. He reached base at a .497 clip on the year
- The .793 slugging percentage was 18th nationally and second in the Pac-12 and his .497 OBP was second in the league and 29th in the country.. The .793 slugging percentage was the highest at ASU since the 1998 season
- His 56 RBIs were second on the squad and eighth in the Pac-12 despite having over 20 fewer at-bats than the team's eight AB leaders and nearly 64 fewer ABs than the next closest player in front of him in the conference
- He led the Pac-12 in league-only games with a .418 average and .916 slugging percentage and his 31 RBIs in Pac-12 games were fifth in the league.

### NUMERICAL QUICK ROSTER

No.	Name	Pos	B/T	Yr.
2	King, Matt	INF	R/R	Sr.
3	Hernandez, Jonathon	OF	R/R	R-Jr.
4	Ryan, Jax	INF	R/R	So.
5	Garza, Manny	C	S/R	Sr.
6	Contrades, Nu'u	INF	R/R	Jr.
7	Walker, Kyle	INF	R/R	R-Jr.
8	Arlich, Max	LHP	L/L	Fr.
9	Briggs, Brody	C	L/R	R-Fr.
10	Martinez, Jack	RHP	R/R	Sr.
11	Vu, Kien	OF	L/L	Jr.
12	Alba, Jaden	RHP	R/R	So.
13	Meyer, Tyler	RHP	R/R	R-Jr.
14	Carlton, Cole	LHP/1B	L/L	So.
15	Kelly, Lucas	RHP	R/R	Jr.
16	Halvorson, Wyatt	RHP	R/R	So.
17	McGary, Ky	OF	R/R	Fr.
18	Tobias, Jacob	INF	L/R	Sr.
19	Daquila, Chance	RHP	R/R	Gr.
20	Schaefer, Derek	RHP	R/R	So.
21	Cromwick, Josiah	C	R/R	Gr.
22	Jacobs, Ben	LHP	L/L	Jr.
24	Jackson, Isaiah	OF	L/R	Jr.
25	Barnes, Bradyn	LHP	L/L	So.
26	Bates, Camden	INF	R/R	So.
27	Compton, Brandon	OF	L/L	R-So.
28	Barrett, Easton	LHP	L/L	Fr.
29	Belardes, Alec	RHP	R/R	R-Fr.
31	Koger, Will	RHP	L/R	Sr.
32	Butler, Josh	RHP	R/R	So.
35	Mousser, Max	RHP	R/R	Fr.
36	Neely, Jake	RHP	R/R	Fr.
38	Fitzpatrick, Sean	LHP	L/L	Jr.
40	Giblin, Jonah	RHP	R/R	R-Sr.
44	De Castro, Gian	INF	L/R	Fr.
45	Linder, Colin	RHP	R/R	Jr.
46	Zavorek, Beckett	INF	R/R	Fr.
47	Lettow, Rohan	RHP	R/R	So.
50	Buxton, Eli	RHP	R/R	Fr.
51	Hairston, Landon	INF	L/L	Fr.
52	Wagner, Chase	RHP	R/R	Fr.

### ALPHABETICAL QUICK ROSTER

No.	Name	Pos.	B/T	Yr.
12	Alba, Jaden	RHP	R/R	So.
8	Arlich, Max	LHP	L/L	Fr.
25	Barnes, Bradyn	LHP	L/L	So.
28	Barrett, Easton	LHP	L/L	Fr.
26	Bates, Camden	INF	R/R	So.
29	Belardes, Alec	RHP	R/R	R-Fr.
9	Briggs, Brody	C	L/R	R-Fr.
32	Butler, Josh	RHP	R/R	So.
50	Buxton, Eli	RHP	R/R	Fr.
14	Carlton, Cole	LHP/1B	L/L	So.
27	Compton, Brandon	OF	L/L	R-So.
6	Contrades, Nu'u	INF	R/R	Jr.
21	Cromwick, Josiah	C	R/R	Gr.
19	Daquila, Chance	RHP	R/R	Gr.
44	De Castro, Gian	INF	L/R	Fr.
38	Fitzpatrick, Sean	LHP	L/L	Jr.
53	Garber, Jonny	C	R/R	Jr.
5	Garza, Manny	C	S/R	Sr.
40	Giblin, Jonah	RHP	R/R	R-Sr.
51	Hairston, Landon	INF	L/L	Fr.
16	Halvorson, Wyatt	RHP	R/R	So.
3	Hernandez, Jonathon	OF	R/R	R-Jr.
24	Jackson, Isaiah	OF	L/R	Jr.
22	Jacobs, Ben	LHP	L/L	Jr.
15	Kelly, Lucas	RHP	R/R	Jr.
2	King, Matt	INF	R/R	Sr.
31	Koger, Will	RHP	L/R	Sr.
47	Lettow, Rohan	RHP	R/R	So.
45	Linder, Colin	RHP	R/R	Jr.
10	Martinez, Jack	RHP	R/R	Sr.
17	McGary, Ky	OF	R/R	Fr.
13	Meyer, Tyler	RHP	R/R	R-Jr.
35	Mousser, Max	RHP	R/R	Fr.
36	Neely, Jake	RHP	R/R	Fr.
4	Ryan, Jax	INF	R/R	So.
20	Schaefer, Derek	RHP	R/R	So.
18	Tobias, Jacob	INF	L/R	Sr.
11	Vu, Kien	OF	L/L	Jr.
52	Wagner, Chase	RHP	R/R	Fr.
7	Walker, Kyle	INF	R/R	R-Jr.
46	Zavorek, Beckett	INF	R/R	Fr.



# 2025 Sun Devil Baseball

## GAME NOTES

### ACTION JACKSON

- Isaiah Jackson continued showing exceptional defensive skills a year ago, being named the the Pac-12 All-Defensive team for the second straight year while adding a career best 31 RBIs and eight homers. Jackson .263 on the year but reached base at a .345 clip thanks to 18 walks and five HBPs.
- The sophomore was exceptional in the last 13 games game of the regular season, batting .375 on 15-of-40 hitting.
- Jackson was third on the team in productive outs, advancing runners with an out 17 times.
- The sophomore recorded SportsCenter's No. 1 play against UCLA with his incredible leaping grab over the wall in right center field to rob a three-run homer from the Bruins, becoming a viral sensation overnight with several million views of the catch over multiple platforms.
- Jackson's eight putouts in center field in the USC finale were tied with Hunter Bishop (2019) for the second-most for an ASU outfielder since 1998 behind Joe Lampe's nine in 2021. Coincidentally, all three of those games have taken place against USC.
- Jackson homered in the first two games of the season, as did teammate Jacob Tobias, joining a small list of Sun Devils to do so since 1998, including Spencer Torkelson (2020), Riccio Torrez (2011) and Jason Kipnis (2008).

### STRAIGHT OUTTA COMPTON

- Brandon Compton became the 37th Freshman All-American in program history after becoming the fourth Sun Devil to be named Pac-12 Freshman/Newcomer of the Year last year.
- He Went on to be named an All-Star in the Cape Cod League for Cotuit, where he bat .331 with six homers and 30 RBIs.
- Compton was named an NCBWA Preseason All-American (1st Team Designated Hitter), 2025 Golden Spikes Award Preseason Watch List member, D1Baseball's #13 Outfielder and D1Baseball #29 2025 MLB Draft Prospect/#5 Big 12 entering the year.
- He was named the Pac-12 Freshman of the Year after he led Pac-12 freshmen in homers (14), doubles (16), average (.354), slugging (.661), OBP (.427) and RBIs (51). He was 11th overall in doubles, 10th in homers, seventh in average, fifth in slugging, 11th in OBP and 14th in RBI.
- He was 35th among all players nationally in batting average on balls in play (.438)
- His .354 batting average was 10th among all D1 freshmen and third among Power Five Freshmen and his 14 homers were eighth among all freshmen nationally
- The youngster was third on the team with his .354 average last season. His .375 mark (24-of-64) with runners in scoring position was second on the team.
- 27 of his 51 RBIs came with two outs, leading the team in the category and having five more than any other player.
- Compton recorded three grand slams on the season, tied for the second most in program history and just one shy of the ASU single season record.
- His 1.089 OPS was third on the squad and fourth in the Pac-12 while his .307 ISO Slugging (Slugging Minus Average) was fifth the Pac-12.
- Compton was easily ASU's best hitter with two outs this season, recording a .438 average on 28-of-64 chances, leading the team in average and hits in the scenario.
- He was responsible for the go-ahead grand slam in the series finale against Ohio State that proved to be the difference in the 10-8 ballgame. He also had a huge game-tying RBI single in the eighth inning of ASU's eventual walk-off win over Oregon. He had the go-ahead two-run homer against Utah Valley as well.

### ALL ABOUT THE BENJAMINS

- Ben Jacobs Evolved into ASU's ace as last season progressed, earning Pac-12 Honorable Mention honors
- He cleaned up on the Preseason honors as he was named a D1Baseball Preseason All-American (3rd Team Starting Pitcher), Perfect Game Preseason All-American (2nd Team Starting Pitcher), NCBWA Preseason All-American (2nd Team Starting Pitcher), 2025 Golden Spikes Award Preseason Watch List member, D1Baseball's #13 Starting Pitcher, D1Baseball's #28 2025 MLB Draft Prospect/#4 Big 12, All-Big 12 Preseason Team (Starting Pitcher) and Prospects Live No. 2 left-handed pitching prospect for the 2025 MLB Draft.
- He was named the the U.S. Collegiate National Team in the summer, becoming the 43rd Sun Devil to accomplish the feat. He Recorded action on the mound in the International Friendship Series...Completed the series with a 2.08 ERA and seven strikeouts in 41 innings of work...Finished with a 1-0 overall record...Yielded just two hits in a weather-shortened 3-2 win over Chinese Taipei in Cary, N.C., on June 30.
- He also tossed 5.0 scoreless innings for Cotuit in the Cape Cod League with eight strikeouts over 5.0 innings
- Jacobs finished his debut season with the Devils with a 4.75 ERA and a team-best seven wins on the season, striking out 102 over 66.1 innings with a sub-.250 average against.
- The 102 strikeouts were 43rd nationally overall and 33rd following the end of the conference tournament season
- His 13.84 K/9 was 11th nationally and tops in the Pac-12 and his seven wins were third in the league
- Jacobs struck out a career-best 11 hitters in his Friday night win over USC, earning a quality start with a career-best 6.1 innings of work while allowing just a single run. He added a second quality start in 6.0 scoreless innings against Stanford with nine strikeouts.

### WHO'S THE NU'U GUY

- Nu'u Contrades will make his long awaited return to the hot corner after missing the majority of last year with a back injury. He enters the season on D1Baseball's sixth-ranked third baseman in the country and the No. 22 MLB Draft prospect in the Big 12.
- In limited action last year, Contrades reaching base at a .346 clip - striking out just twice in his first 21 ABs appearances, an area he struggled in as a freshman.
- The ASU third baseman bat .309 with 20 extra base hits (eight homers, two triples, 10 doubles) and recording 40 RBIs as a freshman in 2023.
- The .309 average was in the Top-5 for freshmen in the Pac-12 that year and Top-50 among all freshmen in the country. The rally at the dish came despite the youngster still sitting below the Mendoza line as of March 7
- He obliterated the University of Arizona in the three-game series in Tempe, where he was 7-14 (.500) with eight RBI, three runs scored...He plated the winning run in Saturday's series-securing victory and scored it in the series finale Sunday and was named the Pac-12 Player of the Week in the process. He led the team with 10 RBIs (of 31 total for the week for ASU) with a .947 slugging percentage while batting .474 on 9-of-19 hitting in four total games that week
- Honored as the team's Bobby Winkles Award winner as a true freshman, Nu'u Contrades found himself at home in the valley as he earned All-Pac-12 honorable mention honors as an infielder.
- Had a productive Summer Ball campaign in the Northwoods League for the Duluth Huskies following his freshman season, making the league All-Star game and was the league leader in RBIs with 71 while slashing .320/.423/.563, recording 17 doubles and 13 homers across 60 games and 231 ABs

### WALK THIS WAY

- Kyle Walker will assume the duties at second base this season after a very productive undergraduate campaign at

Grambling.

- Walker anticipated in the 2024 MLB Draft Combine and represented the U.S. Collegiate National Team during the summer, competing in the International Friendship Series against Chinese Taipei in Cary, N.C.
- As a redshirt sophomore in 2024, led Grambling State with a career-best .381 batting average, 11 home runs, 77 hits, and 71 runs scored. He recorded 114 defensive assists and turned 26 double plays in 2024
- Walker concluded his two-year career at Grambling State with a .376 batting average, .500 on-base percentage, 13 home runs, 135 hits, 70 RBIs, and 121 runs scored
- Walker began his Grambling State career in 2023 after redshirting his freshman year at Louisiana Tech, starting at second base and batted .372 with 2 home runs, 58 hits, and 50 runs scored in his debut season at Grambling.

### SHORT KING

- A new face will be manning the pivotal shortstop position, but he isn't a new face at the position as Matt King will assume the duties this season.
- King, a transfer from UTSA, was a three-year starter at short for the Roadrunners.
- He posted a career-best .336 average at UTSA as a junior in 2024 with 41 RBIs to finish his Roadrunner career with a .304 average with a .449 OBP and 127 RBIs over 163 games played
- King recorded 94 defensive assists as a junior and turned 15 double plays and finished the season with a 20+ game reached base streak en route to All-AAC First Team honors
- He played in all 57 games in 2023, earning a start in 56 of them - all at shortstop... held a .318 batting average with 69 hits, 45 runs and 58 RBIs... recorded 23 extra-base hits, including 11 doubles, six triples and six home runs... picked 22 multi-hit games and 14 multi-RBI games
- King won the starting shortstop battle early in the year as a true freshman in 2022 and held it down for UTSA, starting 41 games at short and a game apiece at second and first... hit .237 with a .348 OBP... recorded 31 hits in 156 at-bats with 12 doubles, a triple and a home run to earn 28 RBI.
- King enters the seasons with 163 games played in his career.

### GRABBING THE BULL-PEN BY THE HORNS

- The Sun Devil bullpen has made a habit of escaping jams under Willie Bloomquist, stranding 1,414 baserunners over 171 games, an average of 8.3 stranded opponent runners per game. ASU stranded 453 in 55 games last season.
- ASU relief pitchers have inherited 154 baserunners last season, of which only 57 have scored (37.1).
- Sean Fitzpatrick was among the best in show in the category, doing so on 3-of-19, stranding 19 of his 22 inherited runners on the year.
- Recording the first out when coming into the game out of the pen has been a highlight for several bullpen members, with Fitzpatrick leading the way in retiring 19 of the 26 first batters he faced.
- ASU's 17 strikeouts against Ohio State AND Cal State Fullerton were the most by a Pac-12 team last season. ASU is also one of just four teams in the league to one-hit an opponent this year.

### WHAT'S THE CATCH?

- The Sun Devils will be hard-pressed to replace one of the program's most prolific offensive players in history as All-American catcher Ryan Campos is now departed as an early round draft pick to the Cardinals organization, leaving a gap at the catcher position that was manned by the .369 career hitter the last three seasons.
- ASU will look toward three options in 2025 with Josiah Cromwick getting the opening night start. Granted an extra year of eligibility by the NCAA, Cromwick was arguable the team's best play through Fall and Preseason camp this year, recording 20 home runs in live AB scrimmages.
- Cromwick was a Top-25 catcher in the nation out of high school and started 67 games for the Oregon Ducks prior to transferring to ASU last year.
- The Sun Devils also went out and got a seasoned vet in the form of Rice transfer Manny Garza, who was a Buster Posey Watch List member in 2024 after a solid career at Rice where he posted a .291 average over 130 games with starts in 123 of those. He recorded 61 RBIs, nine homers, two triples and 25 doubles over three seasons.
- Garza led the AAC in back-to-back seasons, throwing out 22 and 19 runners in the last two seasons, respectively.
- Additionally, redshirt freshman Brody Briggs will garner a look after being named the Top Catcher in the Alaska League this past season while also earning the team's leadership award as a true freshman despite redshirting the season a year ago.

### HEADED TO THE GAP

- The Sun Devils were tops in the Pac-12 and sixth in the country with 143 doubles this year in 58 games and the 2.47 doubles per game were fourth in the nation. The total was 15 more than any other team in the Pac-12 even without making the postseason.
- 15 different Sun Devils had multiple doubles last season - the most of any school in the Pac-12.
- Ryan Campos was the Pac-12 leader with 25 doubles this year - a tally good for 7th nationally. Nick McLain was sixth with 18, Brandon Compton was 12th with 16. Jacob Tobias had 14, Harris Williams had 13 and Ethan Mendoza and Kien Vu had 11, giving ASU a Pac-12 leading seven players that have reached double digits in the category.
- ASU had multiple doubles in 39 games last season and at least one double in 51 of 63 games. The team's 143 doubles were fifth out of all ASU team's since 1998 in the category.
- ASU got a slow start in the doubles category in 2023 but came alive in the second half of the year. After having just 13 in the
- first 11 of the season, ASU finished with 108 to find itself in the Top-100 prior to the NCAA Tourney after being ranked as low as 232 through the first month of the season.
- The team recorded a double in 45 of 55 games overall that year with multiple doubles in 26 of those. Luke Keaschall finished seventh second in the entire country with 25 doubles.
- The Sun Devils recorded 134 doubles in 2022, good for 19th in the nation and third in the Pac-12. The 127 doubles during the
- regular season were the most for a Sun Devil team in the REGULAR SEASON in the BBCCOR era (since 2011) and tied for the
- fifth-most in a regular season since 1998.
- ASU had at least one double in all but six games in 2022 and multiple doubles in 36 of 58 games.

### CHICKS DIG THE LONG BALL

- The Sun Devils had 102 homers last year, good for 30th nationally and surpassing the program's BBCCOR record of 94 from the 2019 season. ASU became just the eighth Sun Devil team in the program's illustrious history to reach 100 home runs and the first to do it since having 101 in 1990. The 2024 Sun Devils were the fastest to reach triple digits in the category in program history, doing so in 56 games.
- ASU had five Sun Devils reach double digit homers (Ryan Campos, Kien Vu, Brandon Compton, Jacob Tobias and Nick McLain), marking the first time at ASU since 1993 that five players accomplished the feat (Todd Cady, Doug

- Newstrom, Antone Williamson, Paul Lo Duca, Jacob Cruz). It was the first season that even four had reached the tally since 1994.
- 11 different Sun Devils had multiple homers - second-best in the Pac-12 - and 13 homered overall, which was also the second-most in the league.
  - The 2024 Sun Devils were the first ASU team to have 13 players homer since the 2008 squad also had 13.
  - ASU homered once in each of the three games against Oregon State, notable as the Beavers had allowed just 10 homers all season entering the weekend and just five total at Goss Stadium.
  - ASU had six homers in its road series against UCLA, the most allowed by UCLA in a three-game series this year. ASU had four in each of its first two games against USC, the most the Trojans had allowed in a game all year. ASU had five in a game against UC San Diego, the most it had allowed and had four in two of its games against UW, also the most the Huskies had allowed. With the team's five-homer game against Stanford - the most the Cardinal had allowed at the Sunken Diamond since 2000 - ASU had five-straight series in which it has recorded at least one game with the most home runs allowed by that opponent last season.
  - The Sun Devils had eight homers in the Oregon series. Unfortunately, all came of the solo variety.
  - The Sun Devils continue looking for the big hit with runners on base as ASU has 49 solo homers on its 102 last season. Of the team's 49 solo homers, however, 23 were of the leadoff variety and didn't give anyone a chance to be on base while five others came as part of back-to-back homers and thus, the same principle.
  - The big homers with men on base, however, increased in the last month. Five of ASU's six homers against UCLA were two-run shots and 5 of 10 against USC were multi-run bombs, as were five of its seven against UC San Diego. Seven of the ten homers against Washington were multi-run shots. Four of the 11 homers against Stanford were three-run bombs while another was a two-run shot.
  - The Sun Devils hit 19 more homers during the 2023 season (83) than it did the prior year. 12 different players logged a home run last season for ASU and 10 had multiple home runs. In 2023, ASU had eight different players with at least six homers - more than any other team in the Pac-12.
  - The Sun Devils had seven players with at least seven homers that year - at the time two more than any other team at ASU had had since at least the 1998 season. ASU had five players with at least seven homers in 2022, tied for the second-most at ASU since 1998. The Sun Devils had seven players with at least seven homers last season as well.
  - ASU's 83 homers in 2023 were 56th in the country prior to the NCAA Tournament.
  - The better news was ASU finally started the get pumps with runners on base. 37 of the team's last 66 Sun Devil home runs that year came with runners on base after 14 of the first 17 that season were solo shots. Of the 26 solo shots, 17 were leadoff homers and thus not given the opportunity to happen with runners on base.
  - The timing of the home runs improved immensely over the second half of the 2022 season as well. On 24 of the final 37 homers on the year, ASU had at least one runner on base. That was notable as ASU had runners on base just eight times on the teams first 27 homers.
  - Of the nine position players with at least 30 starts in 2022, all nine had multiple home runs. ASU had ten total players with multiple homers.

COMING IN HOT

- Last, ASU has posted 68 3+ run innings and 41 4+ run innings. 21 times last season, ASU scored five or more runs in an inning.
- The Sun Devils thrived in the big innings in 2023 as well, 12 times recording five or more runs in an inning. The team recorded 51 innings with three or more runs scored - both tallies in danger of being surpassed by this year's squad
- ASU recorded 10 or more hits in 39 of 58 games last season and in nine-straight games to conclude the regular season and 16 of the last 17 in the regular season .
- ASU's 652 total hits last season are tops in the Pac-12 and 14th nationally.
- ASU has reached double digit scoring in 13 of the last 16 regular season games last year.
- The Sun Devils' offensive surge at the end of last year boosted its team slugging percentage to .541 on the year, good for tops in the Pac-12 and 15th nationally. The batting average was .313 for the year, tops in the Pac-12 and 12th nationally.
- The Sun Devils were second in the Pac-12 in averaging 8.3 runs per game and, 29th nationally
- ASU scored 137 runs in the 7-10th innings last season, and has scored 48 runs in the seventh inning of games alone.
- The big change for ASU in its last month of the year was scoring early, as ASU had 72 first-inning runs and 67 third innings runs, outscoring opponents 67-44 in the latter.
- The team posted 52 runs in the eighth inning of games in 2023, just under a run per game. The team bat .326 in the eighth
- inning of games with a .526 slugging percentage. The squad had 25 home runs total in innings 7-9 - easily surpassing its total of 17 from the previous season.

HOLD ON TO YOUR SEATS

- After going 1-7 in one-run games in 2022, ASU has gone 7-3 and 8-5 in one run efforts in the last two seasons. ASU's eight wins in one run games last year were the most since the team had nine in the 2017 season.
- The walk-off win against UNLV in the regular season finale was ASU's sixth this season as a result of a ninth or extra-inning lead change, with walk-offs against Oregon, GCU and UW (10th inning) and UNLV and ninth-inning go-ahead runs on the road against Arizona and UNLV.
- ASU won four games last year when trailing after eight innings and five games when trailing OR tied after 8. The team had five wins when trailing or tied after eight in 2016 and nine in 2015. ASU's four games in which it trailed after eight innings are the most since the team had five such victories in 2006.
- ASU has trailed at one point in 38 of its last 53 victories dating back to to 2023 and all but 11 of its wins last season, though it flipped the script on that in the last couple weeks when it won six of seven (vs. Utah, at Fullerton, 2x at UCLA, 2x vs. USC) without trailing at any point and won all three Stanford games from start to finish.
- In 2023, ASU was incredibly efficient at closing games out, going 24-4 when leading after six, 27-1 when leading after seven
- and 29-0 when leading after eight. Last season ASU was 27-2 when leading after six, 25-2 after seven and 23-1 after eight
- The loss of a ninth-inning lead in the second game against Oregon marked the first time ASU had lost a game when leading after eight innings since Feb. 25, 2022 against BYU (led 4-2, lost 6-5). The Sun Devils had won 56 consecutive games when leading after eight innings prior to that.
- In three seasons under Willie Bloomquist, the Sun Devils have shown that no opponent lead is safe, showing off plenty

- of grit
- in erasing multi-run deficits. ASU has nine wins in each of the last two seasons when trailing by at least three runs at some point in the game.
  - In 2022, the seven-run deficit overcome by the Sun Devils to defeat and take the series from Cal was the most since March 3,
  - 2000 against Arizona. ASU doubled down at that in 2023 with the victories over North Dakota State and GCU, overcoming a 7-0 deficit in both (and 9-2 in entering the eighth against GCU) for victories in both.
  - ASU came from behind 13-6 in the regular season finale against UNLV to walk it off in the ninth - the fourth seven-run comeback in the Bloomquist era.
  - ASU has won 11 games in which it has trailed by at least five runs at some point under the game under Willie Bloomquist.

DO I KNOW YOU?

- The Sun Devils welcome an incredible 22 new faces to the roster in 2025. The class features Perfect Game's No. 17 freshman group in the country - its second-straight Top-25 class.
- The roster will feature 6 freshman arms, a notable tally considering the 2022 team didn't have a single freshman arm on the roster. Additionally, ASU added six transfer arms, including expected Saturday starter Jack Martinez (Louisiana) and potential closer Will Koger (Louisville)
- The team will feature two new middle infielders for the third consecutive season after having at least one returner up the middle from 2018-22, this year in the form of Matt King (UTSA) at short and Kyle Walker (Grambling) at second.
- In addition to the guys playing on the field, the team also welcomed a slew of new faces on the coaching and support staff, highlighted by new pitching coach Jeremy Accardo, new hitting coach Jason Ellison and new pitching analytics coordinator Jared Matheson.

PRESEASON ACCOLADES

- Sun Devil Baseball was no stranger to collegiate baseball's preseason awards season with numerous members of the roster earning Preseason All-America, All-Conference and Top Prospect recognition.
- The Sun Devils were tied for the nation's lead with three players named to the 2025 Golden Spikes Award Preseason Watch List while four Sun Devils garnered at least one All-America honor.
- The pitching staff's ace, southpaw Ben Jacobs, headlines the preseason awards haul, garnering three All-America nods in addition to a spot on the Golden Spikes Watch List.

Ben Jacobs – Left-Handed Pitcher

D1Baseball Preseason All-American (3rd Team Starting Pitcher)  
Perfect Game Preseason All-American (2nd Team Starting Pitcher)  
NCBWA Preseason All-American (2nd Team Starting Pitcher)  
2025 Golden Spikes Award Preseason Watch List  
D1Baseball #13 Starting Pitcher  
D1Baseball #28 2025 MLB Draft Prospect/ #4 Big 12  
All-Big 12 Preseason Team (Starting Pitcher)

Brandon Compton - Outfielder

NCBWA Preseason All-American (1st Team Designated Hitter)  
2025 Golden Spikes Award Preseason Watch List  
D1Baseball #13 Outfielder  
D1Baseball #29 2025 MLB Draft Prospect/ #5 Big 12

Kien Vu - Outfielder

NCBWA Preseason All-American (2nd Team Outfielder)  
D1Baseball #14 Outfielder  
D1Baseball #21 Big 12 2025 MLB Draft Prospect  
All-Big 12 Preseason Team (Outfielder)

Jacob Tobias – First Base

NCBWA Preseason All-American (2nd Team First Baseman)  
D1Baseball #6 First Baseman

Kyle Walker – Second Base

2025 Golden Spikes Award Preseason Watch List  
D1Baseball #12 Second Baseman

OTHER D1Baseball Honors

Nu'u Contrades – D1Baseball #8 Third Baseman/ #22 Big 12 2025 MLB Draft Prospect  
Matt King – D1Baseball #34 Shortstop  
Jack Martinez - D1Baseball #92 Starting Pitcher  
Isaiah Jackson - #19 Big 12 2025 MLB Draft Prospect  
Lucas Kelly - #31 Big 12 2025 MLB Draft Prospect  
Derek Schaefer - #6 Big 12 2026 MLB Draft Prospect  
Cole Carlon - #8 Big 12 2026 MLB Draft Prospect  
Wyatt Halvorson - #16 Big 12 2026 MLB Draft Prospect  
Landon Hairston - #4 Big 12 Impact Freshman  
Ky McGary - #23 Big 12 Impact Freshman



# 2025 Sun Devil Baseball

## HOME RUNS/DOUBLE PLAYS/PITCHING/TROPHY CASE

## HOME RUN TRACKER

Jayver (Season No.)	Gm #	Date	Opponent	On Base	Inning	Outs	Count	Score	Final
Jacob Tobias (1)									
Jaiah Jackson (1)									
Brandon Compton (1)									
Harris Williams (1)									
Jacob Tobias (2)									
Jaiah Jackson (2)									
Yvan Campos (2)									
Harris Williams (2)									
Jaiah Jackson (3)									
Steven Ondina (3)									
Jacob Tobias (3)									
Brandon Compton (2)									
Brandon Compton (2)									
Nick McLain (4)									
Jacob Tobias (4)									
Harris Williams (3)									
Yvan Campos (6)									
Brandon Compton (5)									
Jaiah Jackson (6)									
Yvan Campos (7)									
Brandon Compton (6)									
Nick McLain (3)									
Eamonn Lance (1)									
Jaiah Jackson (6)									
Harris Williams (4)									
Michaela (4)									
Jacob Tobias (5)									
Eamonn Lance (2)									
Ben Vu (1)									
Brandon Compton (7)									
Eamonn Lance (3)									
Kien Vu (2)									
Jacob Tobias (6)									
Kien Campos (8)									
Jacob Tobias (7)									
Kien Vu (5)									
Jacob Tobias (8)									
Jacob Tobias (9)									
Kien Vu (6)									
Jacob Tobias (10)									
Eamonn Lance (4)									
Jacob Tobias (11)									
Kevin Karstetter (9)									
Jaiah Jackson (2)									
Steven Ondina (2)									
Nick McLain (5)									
Jaiah Jackson (8)									
Kien Vu (8)									
Brandon Compton (10)									
Brandon Compton (9)									
Nick McLain (6)									
Thian Mendoza (1)									
Kien Vu (9)									
Jacob Tobias (12)									
Nick McLain (7)									
Nick McLain (13)									
Steven Ondina (2)									
Thian Mendoza (2)									
Brandon Compton (10)									
Nick McLain (9)									
Thian Mendoza (3)									
Eamonn Lance (6)									
Nick McLain (11)									
Jacob Tobias (14)									
Nick McLain (11)									
Nick McLain (12)									
Kien Vu (12)									
Steven Ondina (5)									
Brandon Compton (12)									
Kevin Karstetter (2)									
Steven Ondina (6)									
Jacob Tobias (15)									
Brandon Compton (13)									
Kevin Karstetter (2)									
Jacob Tobias (16)									
Jacob Tobias (18)									
Yvan Campos (11)									
Brandon Compton (14)									
Kien Vu (14)									
Eamonn Lance (7)									

\*-Leadoff Home Run

GAME-WINNING RBI/Run (RBI/Run [When not an RBI] Responsible for the Go-Ahead Run and a Lead Not Relinquished)

Player	Gm #	Date	Opponent	Season #	Inning	Outs	Count	Result	Final
Jacob Tobias	1	Feb 16	Santa Clara	1	6	0	2-0	W	1-0
Saiah Jackson	2	Feb 16	Santa Clara	1	6	0	2-0	W	1-0
Saiah Jackson	3	Feb 23	Kansas State	1	6	0	2-0	W	1-0
Brandon Compton	4	Feb 23	Ohio State	1	6	0	2-0	W	1-0
Nick McLain	5	Mar 02	UT Arlington	1	6	0	2-0	W	1-0
Ethan Mendoza	6	Mar 02	Arizona	1	6	0	2-0	W	1-0
Nick McLain	7	Mar 02	Arizona	1	6	0	2-0	W	1-0
Brandon Compton	8	Mar 02	Stanley	1	6	0	2-0	W	1-0
Nick McLain	9	Mar 02	Stanley	1	6	0	2-0	W	1-0
Mario Demera	10	Mar 02	Stanley	1	6	0	2-0	W	1-0
Nathan Williams	11	Mar 02	Stanley	1	6	0	2-0	W	1-0
Nick McLain	12	Mar 02	Stanley	1	6	0	2-0	W	1-0
Jacob Tobias	13	Mar 02	Stanley	1	6	0	2-0	W	1-0
Nick McLain	14	Mar 02	Stanley	1	6	0	2-0	W	1-0
Nick McLain	15	Mar 02	Stanley	1	6	0	2-0	W	1-0
Nick McLain	16	Mar 02	Stanley	1	6	0	2-0	W	1-0
Nick McLain	17	Mar 02	Stanley	1	6	0	2-0	W	1-0
Nick McLain	18	Mar 02	Stanley	1	6	0	2-0	W	1-0
Nick McLain	19	Mar 02	Stanley	1	6	0	2-0	W	1-0
Nick McLain	20	Mar 02	Stanley	1	6	0	2-0	W	1-0
Nick McLain	21	Mar 02	Stanley	1	6	0	2-0	W	1-0
Nick McLain	22	Mar 02	Stanley	1	6	0	2-0	W	1-0
Nick McLain	23	Mar 02	Stanley	1	6	0	2-0	W	1-0
Nick McLain	24	Mar 02	Stanley	1	6	0	2-0	W	1-0
Nick McLain	25	Mar 02	Stanley	1	6	0	2-0	W	1-0
Nick McLain	26	Mar 02	Stanley	1	6	0	2-0	W	1-0
Nick McLain	27	Mar 02	Stanley	1	6	0	2-0	W	1-0
Nick McLain	28	Mar 02	Stanley	1	6	0	2-0	W	1-0
Nick McLain	29	Mar 02	Stanley	1	6	0	2-0	W	1-0
Nick McLain	30	Mar 02	Stanley	1	6	0	2-0	W	1-0
Nick McLain	31	Mar 02	Stanley	1	6	0	2-0	W	1-0
Nick McLain	32	Mar 02	Stanley	1	6	0	2-0	W	1-0
Nick McLain	33	Mar 02	Stanley	1	6	0	2-0	W	1-0
Nick McLain	34	Mar 02	Stanley	1	6	0	2-0	W	1-0
Nick McLain	35	Mar 02	Stanley	1	6	0	2-0	W	1-0
Nick McLain	36	Mar 02	Stanley	1	6	0	2-0	W	1-0
Nick McLain	37	Mar 02	Stanley	1	6	0	2-0	W	1-0
Nick McLain	38	Mar 02	Stanley	1	6	0	2-0	W	1-0
Nick McLain	39	Mar 02	Stanley	1	6	0	2-0	W	1-0
Nick McLain	40	Mar 02	Stanley	1	6	0	2-0	W	1-0
Nick McLain	41	Mar 02	Stanley	1	6	0	2-0	W	1-0
Nick McLain	42	Mar 02	Stanley	1	6	0	2-0	W	1-0
Nick McLain	43	Mar 02	Stanley	1	6	0	2-0	W	1-0
Nick McLain	44	Mar 02	Stanley	1	6	0	2-0	W	1-0
Nick McLain	45	Mar 02	Stanley	1	6	0	2-0	W	1-0
Nick McLain	46	Mar 02	Stanley	1	6	0	2-0	W	1-0
Nick McLain	47	Mar 02	Stanley	1	6	0	2-0	W	1-0
Nick McLain	48	Mar 02	Stanley	1	6	0	2-0	W	1-0
Nick McLain	49	Mar 02	Stanley	1	6	0	2-0	W	1-0
Nick McLain	50	Mar 02	Stanley	1	6	0	2-0	W	1-0
Nick McLain	51	Mar 02	Stanley	1	6	0	2-0	W	1-0
Nick McLain	52	Mar 02	Stanley	1	6	0	2-0	W	1-0
Nick McLain	53	Mar 02	Stanley	1	6	0	2-0	W	1-0
Nick McLain	54	Mar 02	Stanley	1	6	0	2-0	W	1-0
Nick McLain	55	Mar 02	Stanley	1	6	0	2-0	W	1-0
Nick McLain	56	Mar 02	Stanley	1	6	0	2-0	W	1-0
Nick McLain	57	Mar 02	Stanley	1	6	0	2-0	W	1-0
Nick McLain	58	Mar 02	Stanley	1	6	0	2-0	W	1-0
Nick McLain	59	Mar 02	Stanley	1	6	0	2-0	W	1-0
Nick McLain	60	Mar 02	Stanley	1	6	0	2-0	W	1-0
Nick McLain	61	Mar 02	Stanley	1	6	0	2-0	W	1-0
Nick McLain	62	Mar 02	Stanley	1	6	0	2-0	W	1-0
Nick McLain	63	Mar 02	Stanley	1	6	0	2-0	W	1-0
Nick McLain	64	Mar 02	Stanley	1	6	0	2-0	W	1-0
Nick McLain	65	Mar 02	Stanley	1	6	0	2-0	W	1-0
Nick McLain	66	Mar 02	Stanley	1	6	0	2-0	W	1-0
Nick McLain	67	Mar 02	Stanley	1	6	0	2-0	W	1-0
Nick McLain	68	Mar 02	Stanley	1	6	0	2-0	W	1-0
Nick McLain	69	Mar 02	Stanley	1	6	0	2-0	W	1-0
Nick McLain	70	Mar 02	Stanley	1	6	0	2-0	W	1-0
Nick McLain	71	Mar 02	Stanley	1	6	0	2-0	W	1-0
Nick McLain	72	Mar 02	Stanley	1	6	0	2-0	W	1-0
Nick McLain	73	Mar 02	Stanley	1	6	0	2-0	W	1-0
Nick McLain	74	Mar 02	Stanley	1	6	0	2-0	W	1-0
Nick McLain	75	Mar 02	Stanley	1	6	0	2-0	W	1-0
Nick McLain	76	Mar 02	Stanley	1	6	0	2-0	W	1-0
Nick McLain	77	Mar 02	Stanley	1	6	0	2-0	W	1-0
Nick McLain	78	Mar 02	Stanley	1	6	0	2-0	W	1-0
Nick McLain	79	Mar 02	Stanley	1	6	0	2-0	W	1-0
Nick McLain	80	Mar 02	Stanley	1	6	0	2-0	W	1-0
Nick McLain	81	Mar 02	Stanley	1	6	0	2-0	W	1-0
Nick McLain	82	Mar 02	Stanley	1	6	0	2-0	W	1-0
Nick McLain	83	Mar 02	Stanley	1	6	0	2-0	W	1-0
Nick McLain	84	Mar 02	Stanley	1	6	0	2-0	W	1-0
Nick McLain	85	Mar 02	Stanley	1	6	0	2-0	W	1-0
Nick McLain	86	Mar 02	Stanley	1	6	0	2-0	W	1-0
Nick McLain	87	Mar 02	Stanley	1	6	0	2-0	W	1-0
Nick McLain	88	Mar 02	Stanley	1	6	0	2-0	W	1-0
Nick McLain	89	Mar 02	Stanley	1	6	0	2-0	W	1-0
Nick McLain	90	Mar 02	Stanley	1	6	0	2-0	W	1-0
Nick McLain	91	Mar 02	Stanley	1	6	0	2-0	W	1-0
Nick McLain	92	Mar 02	Stanley	1	6	0	2-0	W	1-0
Nick McLain	93	Mar 02	Stanley	1	6	0	2-0	W	1-0
Nick McLain	94	Mar 02	Stanley	1	6	0	2-0	W	1-0
Nick McLain	95	Mar 02	Stanley	1	6	0	2-0	W	1-0
Nick McLain	96	Mar 02	Stanley	1	6	0	2-0	W	1-0
Nick McLain	97	Mar 02	Stanley	1	6	0	2-0	W	1-0
Nick McLain	98	Mar 02	Stanley	1	6	0	2-0	W	1-0
Nick McLain	99	Mar 02	Stanley	1	6	0	2-0	W	1-0
Nick McLain	100	Mar 02	Stanley	1	6	0	2-0	W	1-0
Nick McLain	101	Mar 02	Stanley	1	6	0	2-0	W	1-0
Nick McLain	102	Mar 02	Stanley	1	6	0	2-0	W	1-0
Nick McLain	103	Mar 02	Stanley	1	6	0	2-0	W	1-0
Nick McLain	104	Mar 02	Stanley	1	6	0	2-0	W	1-0
Nick McLain	105	Mar 02	Stanley	1	6	0	2-0	W	1-0
Nick McLain	106	Mar 02	Stanley	1	6	0	2-0	W	1-0
Nick McLain	107	Mar 02	Stanley	1	6	0	2-0	W	1-0
Nick McLain	108	Mar 02	Stanley	1	6	0	2-0	W	1-0
Nick McLain	109	Mar 02	Stanley	1	6	0	2-0	W	1-0
Nick McLain	110	Mar 02	Stanley	1	6	0	2-0	W	1-0
Nick McLain	111	Mar 02	Stanley	1	6	0	2-0	W	1-0
Nick McLain	112	Mar 02	Stanley	1	6	0	2-0	W	1-0
Nick McLain	113	Mar 02	Stanley	1	6	0	2-0	W	1-0
Nick McLain	114	Mar 02	Stanley	1	6	0	2-0	W	1-0
Nick McLain	115	Mar 02	Stanley	1	6	0	2-0	W	1-0
Nick McLain	116	Mar 02	Stanley	1	6	0	2-0	W	1-0
Nick McLain	117	Mar 02	Stanley	1	6	0	2-0	W	1-0
Nick McLain	118	Mar 02	Stanley	1	6	0	2-0	W	1-0
Nick McLain	119	Mar 02	Stanley	1	6	0	2-0	W	1-0
Nick McLain	120	Mar 02	Stanley	1	6	0	2-0	W	1-0
Nick McLain	121	Mar 02	Stanley	1	6	0	2-0	W	1-0
Nick McLain	122	Mar 02	Stanley	1	6	0	2-0	W	1-0
Nick McLain	123	Mar 02	Stanley	1	6	0	2-0	W	1-0
Nick McLain	124	Mar 02	Stanley	1	6	0	2-0	W	1-0
Nick McLain	125	Mar 02	Stanley	1	6	0	2-0	W	1-0
Nick McLain	126	Mar 02	Stanley	1	6	0	2-0	W	1-0
Nick McLain	127	Mar 02	Stanley	1	6	0	2-0	W	1-0
Nick McLain	128	Mar 02	Stanley	1	6	0	2-0	W	1-0
Nick McLain	129	Mar 02	Stanley	1	6	0	2-0	W	1-0
Nick McLain	130	Mar 02	Stanley	1	6	0	2-0	W	1-0
Nick McLain	131	Mar 02	Stanley	1	6	0	2-0	W	1-0
Nick McLain	132	Mar 02	Stanley	1	6	0	2-0	W	1-0
Nick McLain	133	Mar 02	Stanley	1	6	0	2-0	W	1-0
Nick McLain	134	Mar 02	Stanley	1	6	0	2-0	W	1-0
Nick McLain	135	Mar 02	Stanley	1	6	0	2-0	W	1-0
Nick McLain	136	Mar 02	Stanley	1	6	0	2-0	W	1-0
Nick McLain	137	Mar 02	Stanley	1	6	0	2-0	W	1-0
Nick McLain	138	Mar 02	Stanley	1	6	0	2-0	W	1-0
Nick McLain	139	Mar 02	Stanley	1	6	0	2-0	W	1-0
Nick McLain	140	Mar 02	Stanley	1	6	0	2-0	W	1-0
Nick McLain	141	Mar 02	Stanley	1	6	0	2-0	W	1-0
Nick McLain	142	Mar 02	Stanley	1	6	0	2-0	W	1-0
Nick McLain	143	Mar 02	Stanley	1	6	0	2-0	W	1-0
Nick McLain	144	Mar 02	Stanley	1	6	0	2-0	W	1-0
Nick McLain	145	Mar 02	Stanley	1	6	0	2-0	W	1-0
Nick McLain	146	Mar 02	Stanley	1	6	0	2-0	W	1-0
Nick McLain	147	Mar 02	Stanley	1	6	0	2-0	W	1-0
Nick McLain	148	Mar 02	Stanley	1	6	0	2-0	W	1-0
Nick McLain	149	Mar 02	Stanley	1	6	0	2-0	W	1-0
Nick McLain	150	Mar 02	Stanley	1	6	0	2-0	W	1-0
Nick McLain	151	Mar 02	Stanley	1	6	0	2-0	W	1-0
Nick McLain	152	Mar 02	Stanley	1	6	0	2-0	W	1-0
Nick McLain	153	Mar 02	Stanley	1	6	0	2-0	W	1-0
Nick McLain	154	Mar 02	Stanley	1	6	0	2-0	W	1-0
Nick McLain	155	Mar 02	Stanley	1	6	0	2-0	W	1-0
Nick McLain	156	Mar 02	Stanley	1	6	0	2-0	W	1-0
Nick McLain	157	Mar 02	Stanley	1	6	0	2-0	W	1-0
Nick McLain	158	Mar 02	Stanley	1	6	0	2-0	W	1-0
Nick McLain	159	Mar 02	Stanley	1	6	0	2-0	W	1-0
Nick McLain	160	Mar 02	Stanley	1	6	0	2-0	W	1-0
Nick McLain	161	Mar 02	Stanley	1	6	0	2-0	W	1-0
Nick McLain	162	Mar 02	Stanley	1	6	0	2-0	W	1-0
Nick McLain	163	Mar 02	Stanley	1	6	0	2-0	W	1-0
Nick McLain	164	Mar 02	Stanley	1					

## 2025 PRESEASON TROPHY CASE

**Ben Jacobs**

D1Baseball Preseason All-American (3rd Team Starting Pitcher)  
 Perfect Game Preseason All-American (2nd Team Starting Pitcher)  
 NCBWA Preseason All-American (2nd Team Starting Pitcher)  
 2025 Golden Spikes Award Preseason Watch List  
 D1Baseball #13 Starting Pitcher  
 D1Baseball #28 2025 MLB Draft Prospect/#4 Big 12  
 All-Big 12 Preseason Team (Starting Pitcher)

## Brandon Compton

NCBWA Preseason All-American (1st Team Designated Hitter)  
2025 Golden Spikes Award Preseason Watch List  
D1Baseball #13 Outfielder  
D1Baseball #29 2025 MLB Draft Prospect/#5 Big 12

**Kien Vu**

NCBWA Preseason All-American (2nd Team Outfielder)  
D1Baseball #14 Outfielder  
D1Baseball #21 Big 12 2025 MLB Draft Prospect  
All-Big 12 Preseason Team (Outfielder)

**Jacob Tobias**

NCBWA Preseason All-American (2nd Team First Baseman)  
D1Baseball #6 First Baseman

**Kyle Walker**

2025 Golden Spikes Award Preseason Watch List  
D1Baseball #12 Second Baseman

## 2024 TROPHY CASE

**Kien Vu**

NCBWA All-American – Third Team (Outfielder)  
ABCA West Region – First Team (Outfielder)  
Pac-12 First Team - Outfielder

## Brandon Compton

NCBWA Freshman All-American – First Team (Designated Hitter)  
 ABCA West Region – First Team (Designated Hitter)  
 Pac-12 Freshman of the Year  
 Pac-12 First Team - Designated Hitter

## Ryan Campos

ABCA All-American - Third Team (Catcher)  
ABCA West Region – First Team (Catcher)  
Dick Howser Trophy - Finalist  
Pac-12 First Team - Catcher

**Nick McLain**

Pac-12 Conference - First Team (OF)

**Jacob Tobias**

### Pac-12 Conference - First Team (1B)

## Connor Markl

Pac-12 Conference - Honorable Mention (LHP)

## Ben Jacobs

Pac-12 Conference - Honorable Mention (LHP)  
USA Baseball Collegiate National Team

## Steven Ondina

Pac-12 Conference - Honorable Mention (INF)

## Isaiah Jackson

Pac-12 Conference - All-Defensive Team (OF)

## MLB Draft

Nick McLain, OF, White Sox, Round 3, 78th Overall  
Ryan Campos, C, Cardinals, Round 4, 109th Overall  
Ryan Schiefer, RHP, Rays, Round 14, 426th Overall  
Hunter Omlid, RHP, Rockies, Round 20, 588th Overall

**SAVES**

No.	Date	Opponent	Pitcher (Save #)	IP (H R ER BB K)
1	2/17	Santa Clara	Cole Carlson (1)	10.0 (0-0-0)
2	2/20	#24 Kansas State	Matt Tieding (1)	01.0 (0-0-0)
3	2/25	@ Ohio State	Cole Carlson (2)	12.0 (10-0-1)
4	3/6	@ Arizona	Ryan Schiefer (1)	3.0 (2-0-0)
5	3/30	Cal	Ryan Schiefer (2)	02.0 (0-0-1)
6	4/13	Utah	Hunter Omlid (1)	04.3 (2-2-4)
7	4/16	@ UCLA	Jaden Alba (1)	10.0 (2-0-0)
8	4/19	@ UCLA	Ryan Schiefer (3)	02.0 (0-0-0)
9	5/11	@ Stanford	John Gabilin (1)	30.1 (10-0-5)

## QUALITY STARTS

No.	Date	Opponent	Pitcher (QS #)	IP (H-R-ER, BB, K)
1	3/17	@ Arizona	Thomas Burns (1)	7.0 (5-1-5-3)
2	3/18	@ Arizona	Connor Markl (1)	6.0 (0-0-0-3-8)
3	3/23	@ Washington St.	Connor Markl (2)	6.0 (1-0-0-3-8)
4	4/26	USC	Ben Jacobs (1)	6.1 (7-1-0-1)
5	4/27	USC	Connor Markl (3)	6.0 (3-1-1-2-2)
6	5/10	@ Stanford	Ben Jacobs (2)	6.0 (4-0-0-4-9)
7	5/11	@ Stanford	Connor Markl (4)	6.0 (5-1-1-5)

# 2025 Sun Devil Baseball

## SERIES STATS AND INDIVIDUAL STREAKS

SERIES STATS

HITTING	W-L	AVG.	R	H	2B	3B	HR	RBI	BB	SO
SANTA CLARA	2-1	.390	38	46	12	0	10	38	15	23
OHIO STATE	2-2	.338	32	48	8	3	5	31	18	33
GLOBE LIFE (#7 TAMUx2/#5 TCU)	0-3	.233	14	24	7	0	0	11	8	32
OREGON	1-2	.233	14	24	6	0	8	13	17	21
@ ARIZONA	2-1	.276	10	29	11	1	9	8	8	29
UTAH VALLEY	1-1	.140	10	8	3	0	2	10	15	16
@ WASHINGTON STATE	0-3	.286	15	32	11	1	1	15	9	19
CAL	3-0	.311	33	33	9	0	8	31	17	16
@ #5 OREGON STATE	0-3	.267	16	27	7	0	3	15	13	20
UTAH	1-2	.263	13	26	8	0	4	13	9	19
@ CAL STATE FULLERTON	1-1	.292	7	19	5	0	2	6	6	12
@ UCLA	3-0	.302	26	35	3	0	6	23	8	17
USC	2-1	.369	35	41	3	2	10	35	13	20
UCSD	2-0	.443	34	31	7	1	7	27	13	12
WASHINGTON	2-1	.402	41	51	9	2	10	49	16	18
@ STANFORD	3-0	.380	39	46	9	0	11	35	17	24
TEXAS TECH (X2)/UNLV	3-0	.483	52	57	12	0	9	41	20	20
SINGLE GAME MIDWEEKS	4-3	.261	44	64	12	0	5	41	35	58

PITCHING	W-L	ERA	H	R	ER	BB	SO	SV	SCORE
SANTA CLARA	2-1	10.0	37	33	30	9	35	1	38-33
OHIO STATE	2-2	7.71	46	36	30	20	46	1	32-36
GLOBE LIFE (#7 TAMUx2/#5 TCU)	0-3	7.27	25	25	21	23	27	0	14-25
OREGON	1-2	5.67	20	18	17	23	30	0	14-18
@ ARIZONA	2-1	5.19	27	16	15	13	24	1	10-16
UTAH VALLEY	1-1	3.50	17	11	7	9	28	0	10-11
@ WASHINGTON STATE	0-3	6.38	30	19	17	12	26	0	15-19
CAL	3-0	7.33	33	23	22	16	28	1	33-23
@ #5 OREGON STATE	0-3	10.50	40	31	28	18	27	0	16-31
UTAH	1-2	7.67	30	24	23	22	22	1	13-24
@ CAL STATE FULLERTON	1-1	9.00	20	15	15	12	28	1	7-15
@ UCLA	3-0	2.00	19	6	6	17	34	1	26-6
USC	2-1	3.67	29	14	11	14	25	0	35-14
UCSD	2-0	7.71	13	13	12	6	11	0	34-13
WASHINGTON	2-1	11.89	41	39	37	22	33	0	41-39
@ STANFORD	3-0	2.67	28	9	8	8	30	1	39-9
TEXAS TECH (X2)/UNLV	3-0	7.56	20	29	21	21	33	0	52-29
SINGLE GAME MIDWEEKS	4-3	5.37	67	42	37	33	64	1	44-42

STREAKS AND SUPERLATIVES

Multiple Hit Games	2	3	4	5+	Total	Multiple RBI Games	2	3	4	5+	Total
17 Campos, Ryan	18	4	3	1	26	11 Vu, Kien	10	4	2	1	17
11 Vu, Kien	15	6	-	-	21	3 McLain, Nick	9	3	3	1	16
27 Compton, Brandon	10	9	1	-	20	17 Campos, Ryan	8	4	1	1	14
18 Tobias, Jacob	14	2	1	2	19	27 Compton, Brandon	5	5	3	1	14
3 McLain, Nick	10	6	1	1	18	18 Tobias, Jacob	6	2	3	2	13
2 Mendoza, Ethan	10	3	3	1	17	12 Williams, Harris	6	-	1	-	7
8 Ondina, Steven	12	3	1	-	16	8 Ondina, Steven	3	4	-	-	7
12 Williams, Harris	9	4	1	-	14	32 Demera, Mario	4	1	1	-	6
24 Jackson, Isaiah	11	2	1	-	14	2 Mendoza, Ethan	3	2	-	-	5
9 Karstetter, Kevin	5	2	-	-	7	24 Jackson, Isaiah	1	3	-	1	5
32 Demera, Mario	4	2	-	-	6	7 Lance, Eamonn	2	3	-	-	5
7 Lance, Eamonn	3	-	-	-	3	9 Karstetter, Kevin	3	-	-	-	3
6 Contrades, Nu'u	1	-	-	-	1	6 Contrades, Nu'u	-	-	1	-	1
4 Ryan, Jax	1	-	-	-	1	21 Cromwick, Josiah	1	-	-	-	1
TEAM	123	43	12	5	183	TEAM	61	31	15	7	114

Hitting Streaks	Longest	Current	Reached Base Streaks	Longest	Current
3 McLain, Nick	20	20	17 Campos, Ryan	30	27
2 Mendoza, Ethan	17	-	18 Tobias, Jacob	23	-
11 Vu, Kien	15	1	3 McLain, Nick	22	22
17 Campos, Ryan	12	12	2 Mendoza, Ethan	18	-
27 Compton, Brandon	11	1	11 Vu, Kien	17	8
18 Tobias, Jacob	9	-	27 Compton, Brandon	14	14
8 Ondina, Steven	7	-	8 Ondina, Steven	12	-
12 Williams, Harris	6	-	12 Williams, Harris	11	8
32 Demera, Mario	5	-	9 Karstetter, Kevin	8	-
9 Karstetter, Kevin	4	-	7 Lance, Eamonn	7	4
24 Jackson, Isaiah	4	-	32 Demera, Mario	6	-
7 Lance, Eamonn	3	-	24 Jackson, Isaiah	5	-
6 Contrades, Nu'u	2	2	6 Contrades, Nu'u	5	5
5 Newman, Trey	1	1	4 Ryan, Jax	3	-
4 Ryan, Jax	1	-	21 Cromwick, Josiah	2	-
43 Kroepel, Ryan	1	1	5 Newman, Trey	1	1
21 Cromwick, Josiah	1	-	43 Kroepel, Ryan	1	1

# 2025 Sun Devil Baseball

## ROSTER

### PITCHERS (23)

NO	NAME	HT	WT	POS	B/T	YR	HOME TOWN (HIGH SCHOOL/PREVIOUS SCHOOL)
12	Jaden Alba	6-3	205	RHP	R/R	So.	Long Beach, Calif. / Gahr
8	Max Arlich	6-3	210	LHP	L/L	Fr.	Woodbury, Minn. / East Ridge
25	Bradyn Barnes	6-2	190	LHP	L/L	So.	Chandler, Ariz. / Basha
28	Easton Barrett	6-0	170	LHP	L/L	Fr.	Springville, Utah / Springville
29	Alec Belardes	6-2	210	RHP	R/R	R-Fr.	San Jose, Calif. / Valley Christian
32	Josh Butler	6-7	225	RHP	R/R	So.	Phoenix, Ariz. / Sandra Day O'Connor
50	Eli Buxton	6-5	195	RHP	R/R	Fr.	Sand Springs, Okla. / Charles Page
14	Cole Carlon	6-5	220	LHP/1B	L/L	So.	Tempe, Ariz. / Corona Del Sol
19	Chance Daquila	6-3	220	RHP	R/R	Gr.	Mount Pleasant, N.C. / Mount Pleasant / Campbell / Catawba Valley
38	Sean Fitzpatrick	6-0	165	LHP	L/L	Jr.	Spring, Texas / Concordia Lutheran / Arkansas
40	Jonah Giblin	6-4	240	RHP	R/R	R-Sr.	Seattle, Wash. / Bainbridge / Oregon State / Phoenix College
16	Wyatt Halvorson	6-3	225	RHP	R/R	So.	Scottsdale, Ariz. / Chaparral
22	Ben Jacobs	6-1	195	LHP	L/L	Jr.	Huntington Beach, Calif. / Huntington Beach / UCLA
15	Lucas Kelly	6-4	220	RHP	R/R	Jr.	San Francisco, Calif. / Sacred Heart Cathedral / McClennan CC / Texas A&M
31	Will Koger	6-3	205	RHP	L/R	Sr.	Bardstown, Ky. / Bardstown / Louisville
47	Rohan Lettow	6-2	195	RHP	R/R	So.	Chandler, Ariz. / Hamilton
45	Colin Linder	6-3	230	RHP	R/R	Jr.	Suwanee, Ga. / Lambert / NW Florida St. College / Texas A&M
10	Jack Martinez	6-4	215	RHP	R/R	Sr.	Corpus Christi, Texas / Ray / Louisiana-Lafayette
13	Tyler Meyer	6-3	215	RHP	R/R	R-Jr.	Riverbank, Calif. / Big Valley Christian / Stanislaus State
35	Max Mousser	6-3	200	RHP	R/R	Fr.	Gilbert, Ariz. / Highland
36	Jake Neely	6-4	210	RHP	R/R	Fr.	San Antonio, Texas / Clark
20	Derek Schaefer	6-2	210	RHP	R/R	So.	Cave Creek, Ariz. / Cactus Shadows / Tennessee
52	Chase Wagner	6-3	230	RHP	R/R	Fr.	Scottsdale, Ariz. / Notre Dame Prep

### CATCHERS (4)

9	Brody Briggs	6-1	205	C	L/R	R-Fr.	Tulsa, Okla. / Union
21	Josiah Cromwick	6-2	200	C	R/R	Gr.	Las Vegas, Nev. / Palo Verde / Oregon
52	Chase Wagner	6-3	230	RHP	R/R	Fr.	Scottsdale, Ariz. / Notre Dame Prep
5	Manny Garza	5-10	205	C	S/R	Sr.	Rio Grande City, Texas / Rio Grande City / Rice

### INFIELDERS (9)

26	Camden Bates	5-10	165	INF	R/R	So.	Washington, Okla. / Washington (HS) / Tennessee
6	Nu'u Contrades	5-10	195	INF	R/R	Jr.	Ewa Beach, Hawai'i / Saint Louis School
44	Gian De Castro	6-4	230	INF	L/R	Fr.	Weston, Fla. / North Broward Prep
51	Landon Hairston	5-11	195	INF	L/L	Fr.	Queen Creek, Ariz. / Casteel
2	Matt King	6-1	195	INF	R/R	Sr.	Houston, Texas / Kingwood / UTSA
4	Jax Ryan	6-1	185	INF	R/R	So.	Verdigris, Okla. / Verdigris
18	Jacob Tobias	6-1	225	INF	L/R	Sr.	Bakersfield, Calif. / Liberty
7	Kyle Walker	5-9	185	INF	R/R	R-Jr.	Harvey, La. / Archbishop Rummel / Grambling State
46	Beckett Zavorek	5-9	180	INF	R/R	Fr.	Fresno, Calif. / Bullard

### OUTFIELDERS (5)

27	Brandon Compton	6-1	225	OF	L/L	R-So.	Buckeye, Ariz. / Buckeye
3	Jonathon Hernandez	5-9	190	OF	R/R	R-Jr.	La Puente, Calif. / South Hills / Central Arizona / UC Irvine
24	Isaiah Jackson	6-3	220	OF	L/R	Jr.	Vail, Ariz. / Cienega
17	Ky McGary	5-11	180	OF	R/R	Fr.	Phoenix, Ariz. / Sandra Day O'Connor
11	Kien Vu	5-11	185	OF	L/L	Jr.	San Diego, Calif. / Point Loma

### COACHING STAFF

Willie Bloomquist	Head Coach
Sam Peraza	Assistant Coach/Recruiting Coordinator
Jeremy Accardo	Pitching Coach
Jason Ellison	Histting Coach



# 2025 Sun Devil Baseball

## ROSTERS

### NUMERICAL

NO	NAME	HT	W	POS	B/T	YR.	HOMETOWN (HIGH SCHOOL/PREVIOUS SCHOOLS)
2	King, Matt	6-1	195	INF	R/R	Sr.	Houston, Texas / Kingwood / UTSA
3	Hernandez Jonathon	5-9	190	OF	R/R	R-Jr.	La Puente, Calif. / South Hills / Central Arizona / UC Irvine
4	Ryan, Jax	6-1	185	INF	R/R	So.	Verdigris, Okla. / Verdigris
5	Garza Manny	5-10	205	C	S/R	Sr.	Rio Grande City, Texas / Rio Grande City / Rice
6	Contrades, Nu'u	5-10	195	INF	R/R	Jr.	Ewa Beach, Hawai'i / Saint Louis School
7	Walker, Kyle	5-9	185	INF	R/R	R-Jr.	Harvey, La. / Archbishop Rummel / Grambling State
8	Arlich, Max	6-3	210	LHP	L/L	Fr.	Woodbury, Minn. / East Ridge
9	Briggs, Brody	6-1	205	C	L/R	R-Fr.	Tulsa, Okla. / Union
10	Martinez, Jack	6-4	215	RHP	R/R	Sr.	Corpus Christi, Texas / Ray / Louisiana-Lafayette
11	Vu, Kien	5-11	185	OF	L/L	Jr.	San Diego, Calif. / Point Loma
12	Alba, Jaden	6-3	205	RHP	R/R	So.	Long Beach, Calif. / Gahr
13	Meyer, Tyler	6-3	215	RHP	R/R	R-Jr.	Riverbank, Calif. / Big Valley Christian / Stanislaus State
14	Carlton, Cole	6-5	220	LHP/1B	L/L	So.	Tempe, Ariz. / Corona Del Sol
15	Kelly, Lucas	6-4	220	RHP	R/R	Jr.	San Francisco, Calif. / Sacred Heart Cathedral / McClennan CC / Texas A&M
16	Halvorson, Wyatt	6-3	225	RHP	R/R	So.	Scottsdale, Ariz. / Chaparral
17	McGary, Ky	5-11	180	OF	R/R	Fr.	Phoenix, Ariz. / Sandra Day O'Connor
18	Tobias, Jacob	6-1	225	INF	L/R	Sr.	Bakersfield, Calif. / Liberty
19	Daquila, Chance	6-3	220	RHP	R/R	Gr.	Mount Pleasant, N.C. / Mount Pleasant / Campbell / Catawba Valley
20	Schaefer, Derek	6-2	210	RHP	R/R	So.	Cave Creek, Ariz. / Cactus Shadows / Tennessee
21	Cromwick, Josiah	6-2	200	C	R/R	Gr.	Las Vegas, Nev. / Palo Verde / Oregon
22	Jacobs, Ben	6-1	195	LHP	L/L	Jr.	Huntington Beach, Calif. / Huntington Beach / UCLA
24	Jackson, Isaiah	6-3	220	OF	L/R	Jr.	Vail, Ariz. / Cienega
25	Barnes, Bradyn	6-2	190	LHP	L/L	So.	Chandler, Ariz. / Basha
26	Bates, Camden	5-10	165	INF	R/R	So.	Washington, Okla. / Washington (HS) / Tennessee
27	Compton, Brandon	6-1	225	OF	L/L	R-So.	Buckeye, Ariz. / Buckeye
28	Barrett, Easton	6-0	170	LHP	L/L	Fr.	Springville, Utah / Springville
29	Belardes, Alec	6-2	210	RHP	R/R	R-Fr.	San Jose, Calif. / Valley Christian
31	Koger, Will	6-3	205	RHP	L/R	Sr.	Bardstown, Ky. / Bardstown / Louisville
32	Butler, Josh	6-7	225	RHP	R/R	So.	Phoenix, Ariz. / Sandra Day O'Connor
35	Mousser, Max	6-3	200	RHP	R/R	Fr.	Gilbert, Ariz. / Highland
36	Neely, Jake	6-4	210	RHP	R/R	Fr.	San Antonio, Texas / Clark
38	Fitzpatrick, Sean	6-0	165	LHP	L/L	Jr.	Spring, Texas / Concordia Lutheran / Arkansas
40	Giblin, Jonah	6-4	240	RHP	R/R	R-Sr.	Seattle, Wash. / Bainbridge / Oregon State / Phoenix College
44	De Castro, Gian	6-4	230	INF	L/R	Fr.	Weston, Fla. / North Broward Prep
45	Linder, Colin	6-3	230	RHP	R/R	Jr.	Suwanee, Ga. / Lambert / NW Florida St. College / Texas A&M
46	Zavorek, Beckett	5-9	180	INF	R/R	Fr.	Fresno, Calif. / Bullard
47	Lettow, Rohan	6-2	195	RHP	R/R	So.	Chandler, Ariz. / Hamilton

### PRO-NUN-SEE-AY-SHUNS

Jaden Alba - JAY-den AL-buh  
Max Arlich - at-LITCH  
Alec Belardes - beh-LAR-dez  
Cole Carlton - car-LONE  
Nu'u Contrades - NEW con-TRAU-dez  
Josiah Cromwick - JOE-ZY-uh  
Gian De Castro - jee-ONN  
Chance Daquila - duh-QUILL-uh  
Wyatt Halvorson - HAL-vore-sun  
Isaiah Jackson - eye-ZAY-uh

Will Koger - KOE-grr  
Rohan Lettow - ROW-en LETT-owe  
Jack Martinez - marr-TINN-ezz  
Tyler Meyer - MY-er  
Max Mousser - MOWW-zer  
Jacob Tobias - toe-BYE-us  
Kien Vu - KEY-en VOO  
Beckett Zavorek - zuh-VORE-eck

Eamonn Lance - AY-minn

### ALPHABETICAL

No.	Name	Pos.
12	Alba, Jaden	RHP
8	Arlich, Max	LHP
25	Barnes, Bradyn	LHP
28	Barrett, Easton	LHP
26	Bates, Camden	INF
29	Belardes, Alec	RHP
9	Briggs, Brody	C
32	Butler, Josh	RHP
50	Buxton, Eli	RHP
14	Carlton, Cole	LHP/1B
27	Compton, Brandon	OF
6	Contrades, Nu'u	INF
21	Cromwick, Josiah	C
19	Daquila, Chance	RHP
44	De Castro, Gian	INF
38	Fitzpatrick, Sean	LHP
53	Garber, Jonny	C
5	Garza Manny	C
40	Giblin, Jonah	RHP
51	Hairston, Landon	INF
16	Halvorson, Wyatt	RHP
3	Hernandez Jonathon	OF
24	Jackson, Isaiah	OF
22	Jacobs, Ben	LHP
15	Kelly, Lucas	RHP
2	King, Matt	INF
31	Koger, Will	RHP
47	Lettow, Rohan	RHP
45	Linder, Colin	RHP
10	Martinez, Jack	RHP
17	McGary, Ky	OF
13	Meyer, Tyler	RHP
35	Mousser, Max	RHP
36	Neely, Jake	RHP
4	Ryan, Jax	INF
20	Schaefer, Derek	RHP
18	Tobias, Jacob	INF
11	Vu, Kien	OF
52	Wagner, Chase	RHP
7	Walker, Kyle	INF
46	Zavorek, Beckett	INF

### BY POSITION

Catchers	4
Pitchers	23
Infielders	9
Outfielders	5

### BY CLASS

Graduates	2
Seniors	6
Juniors	11
Sophomores	10
Freshmen	12

### BATTING

Lefties	8
Righties	10
Switch	1

### PITCHING

Righties	17
Lefties	6

# 2025 Sun Devil Baseball

## LAST TIME

### Hitting Categories

Hit a grand slam	Brandon Compton, May 5, 2024 vs. Washington (W, 21-18)
Team hit two grand slams	Will Rogers and Nate Baez, Feb. 20, 2022 vs. Dixie State (W, 17-8)
Team hit five or more home runs	5, May 12, 2024 at Stanford (W, 16-7)
Hit a walkoff HR	Nick McLain (grand slam), May 3, 2024, vs. Washington (W, 11-7)
Led off the game with a HR	Ryan Campos, April 14, 2024 vs. Utah (L, 5-11)
Hit for the cycle	Travis Buck, March 7, 2003 vs. Southern Utah (W, 19-0)
Team hit for the cycle to open the game	April 27, 2003 vs. Washington State (HR/2B/1B/3B)
Team hit for the cycle on four consecutive batters	April 18, 2019 at Utah (2B, 3B, 1B, HR in 12th inning)
Hit back-to-back HRs	Kevin Karstetter and Steven Ondina, May 12, 2024 at Stanford (W, 16-7)
Hit back-to-back-to-back HRs	Ryan Campos, Kien Vu, Jacob Tobias (led off game), April 14, 2024 vs. Utah (L, 5-11)
Two hits in one game	Brandon Compton (2), May 5, 2024 vs. Washington (W, 21-18)
Multiple Players had multiple home runs in one game	2, Wyatt Crenshaw (2) and Luke Keaschall (2), April 29, 2023 at #23 Oregon (L, 10-16)
Switch hitter homered from both sides in one game	Nick McLain, April 28, 2023, at #23 Oregon
A freshman hit two HR in one game	Brandon Compton, May 5, 2024 vs. Washington (W, 21-18)
Hit three HRs in one game	Joey DeMichele, May 1, 2011 vs Stanford (TIES ASU RECORD)
Homered in 3+ straight games	5, Nick McLain, April 30-May 5, 2024
Reached base 6+ times in one game	6, Nick McLain, May 5, 2024 vs. Washington (5 hits, one HBP)
A player hit two grand slams in one season	3, Brandon Compton, 2024 (tied for third in ASU history)
Had five hits in one game	5, Nick McLain, May 5, 2024, vs. Washington (5-for-5)
Record 7+ consecutive hits	7, Ryan Campos, vs. USC, April 26-28, 2024 (over three games)
Had six hits in one game	Travis Buck, March 13, 2005 vs Western Illinois (went 6-for-6, 3 RBI)
Had seven hits in one game	Jerry Mantlo, February 6, 1977 vs. Michigan
Had three doubles in one game	Luke Hill, March 12, 2023 vs. UC Davis (W, 7-1)
Had four doubles in one game	Travis Buck, February 28, 2004 vs. Connecticut (W, 16-5)
Hit two triples in one game	Nick McLain, May 18, 2024 vs. UNLV
Had seven RBI in one game	8, Jacob Tobias, May 16, 2024 vs Texas Tech (W, 21-5)
Had eight RBI in one game	8, Jacob Tobias, May 16, 2024 vs Texas Tech (W, 21-5)
Had nine RBI in one game	Jeremy West, April 27, 2003 vs. Washington State
Stole four bases in one game	Drew Maggi, April 10, 2010 at Washington St. (TIES ASU RECORD)
Stole home	Luke Keaschall, April 10, 2023 at Cal (W, 15-10)
Struck out five or more times in one game	5, Isaiah Jackson, at Mississippi State, Feb. 24, 2023
Hitter stranded seven runners on base	Joe Lampe (7), May 22, 2021 at USC (L, 1-6)
Recorded 13 total bases	Gage Canning (13), April 21, vs. Oregon (2 HR, 1 3B, 2 1B)
Had an inside-the-park home run	Isaiah Jackson, April 15, 2022 at Washington (W, 8-6)
Had an inside-the-park home run AND a traditional home run in one game	Gage Canning, March 18, 2023 vs. Oregon (W, 18-4)
Scored five runs in one game	5, Ethan Mendoza, May 5, 2024 vs. Washington (W, 21-18)
Was hit by a pitch two or more times	2, Kien Vu, at Stanford, May 12, 2024
Team was hit by 5+ pitches	5, May 11, 2021 at Nevada
Walked 4+ times	4, Connor Davis, Feb. 25, 2022 vs. BYU (L, 5-6)
Opponent hit two HRs in one game	2, Austin Kryszczuk, May 18, 2024, vs. UNLV
Opponent hit a walkoff HR	Kyle Kretzschmar, Cal, April 1, 2023
Opponent hit a leadoff HR	Trey Lipsey, Feb. 23, 2024, vs. Ohio State (W, 14-4)

### Pitching Categories

Threw a no-hitter	Ryan Hingst, March 25, 2016 vs. Utah, (W, 5-0)
Threw a perfect game	Eddie Bane, March 2, 1973, vs. Cal State Northridge (W, 8-0)
Threw a one-hitter	Individual - Brian Flores, May 20, 2007 at Oregon State (W, 7-1)
Threw a two-hitter	Team - 2 pitchers, March 16, 2024 at Arizona (W, 4-0)
Were no-hit	Will Waldrup, Jan. 23, 1999 vs. Hawaii-Hilo (W, 3-0)
Were one-hit	Phil Keller, March 23, 1970 vs. Stanford (L, 1-0)
Were two-hit	Noah Bremer, at Washington, May 12, 2017 (L, 0-4)
Threw a complete game	#7 Texas A&M (2 pitchers), March 1, 2024 (L, 0-4)
Threw a complete game shutout	Justin Fall, May 8, 2021 at Cal (W, 6-3)
Opponent threw a complete game shutout	Eli Lingos, March 30, 2018 at Washington St. (W, 7-0)
Threw back-to-back complete games	Bryson Van Sickle, vs. Utah, April 12, 2024 (L, 0-10)
Threw back-to-back complete game shutouts	Trevor Williams, 3/1/13 vs. Pacific (W, 8-1) and 3/9 vs. Long Beach State (W, 4-0)
Had an opposing pitcher throw a complete game	Brady Rodgers/Kramer Champain, May 20 and 21, 2011 at Washington
Shut out an opponent (five or more pitchers)	Bryson Van Sickle, vs. Utah, April 2, 2024 (L, 0-10)
Shut out an opponent in back to back games (one or more pitchers)	March 7, 2021 vs. Utah (5-0, 8 pitchers, school record)
ASU was shutout	March 7 and 12, 2021 vs. Utah and Cal State Fullerton (5-0 and 10-0)
Pitcher Struck out 10 or more batters in a game	vs. Utah, April 12, 2024 (L, 0-10)
Team struck out 18 or more batters	Ben Jacobs (11), April 26, 2024 vs. USC
Had back-to-back starts with 10 strikeouts	20, April 9, 2021 at Washington (W, 3-2 (15))
Individual struck out 15 or more batters in a game	Alec Marsh (10 in each), May 10, 2019 at Nebraska and May 17, 2019 at Cal
Had an opposing pitcher strike out 10 or more Sun Devils	Mike Leake (15), May 30, 2009 vs. Oral Roberts (CG, 4-1 Win in Tempe Regional)
Had 10+ strikeouts with no walks	Cooper Hierpe (12), at #3 Oregon State, March 18, 2022 (L, 0-21)
Did not walk a batter (complete game)	Ben Jacobs (11), April 26, 2024 vs. USC
Recorded 10 wins in a season	Ryan Kellogg, May 14, 2015 vs Washington State (W, 5-0)
Hit three batters in a game	Ryan Kellogg, 11-1 (2019)
Starting pitcher hit a home run in a game	Ross Dunn (3), March 12, 2023 at Utah
Reliever pitched 5.0+ innings in relief	Erik Tolman, April 23, 2019 vs. UNLV (W, 9-2)
Used 10+ pitchers	51, Hunter Omid, vs. Utah Valley, March 19, 2024 (W, 5-4)
Pitcher went 7.0 innings with one hit or less	12, April 21, 2021 at GCU (school record)
	1 hit in 7.0 IP, Kai Murphy (starting debut), May 9, 2021 at Cal (W, 7-2)

### Fielding Categories

Had no errors in four straight games	April 20, 23, 26-27, 2019 at Utah vs. UNLV at Washington
Committed three or more errors in one game	Luke Hill (3), April 22, 2023 vs. #21 Oregon State
Team had five errors in one game	5, April 22, 2023 vs. #21 Oregon State
Had 16 or more putouts in one game	Ryan Campos (18), Catcher, vs. Ohio State, Feb. 23, 2024
Had 20 or more put outs in one game	Zach Wilson (20), 1st base, April 21, 2011 at Cal
Had eight or more assists in one game	Hunter Hoos (8), April 0, 2021 at Washington
Caught and pitched in the same game	Sean McLain (6), April 17, 2021 vs. #18 Stanford (L, 9-11 (12))
Turned four double plays in one game	Jordan Swagerty, March 17, 2010 vs. USC (2x in 2010)
Turned five+ double plays in one game	5, April 25, 2010, vs. Washington (TIES ASU RECORD)
Turned a triple play	Cole Carlon (P), Jacob Tobias (1B) and Steven Ondina (SS), April 28, 2024 vs. USC

### Scoring and Misc. Categories

Recorded 20+ hits	23, May 16, 2024 vs. Texas Tech (W, 21-5)
Recorded 20+ hits in back-to-back games	22 and 22, February 3-4, 2007 vs. Southern Utah
Scored 20+ runs	21, May 16, 2024 vs. Texas Tech (W, 21-5)
Scored 30+ runs	30, March 13, 2005 vs. Western Illinois (W, 30-13 in Baton Rouge, La.)
Allowed 10+ runs in one inning	10, 9th Inning, April 11, 2022 at Santa Clara (W, 21-4)
Allowed 5 or more home runs in a game	13, 6th Inning, April 29, 2022 at #13 UCLA (L, 2-19)
Allowed 3 or more home runs in an inning	5, vs. Ohio State, Feb. 24, 2024 (L, 4-13)
Walked 15+ times in a game	3, at #14 Stanford, April 8, 2022
Walked 15+ opponent batters	15, March 31, 2019 vs Arizona (W, 17-16)
Stranded 15+ ASU runners on base in one game	15, March 18, 2022 at #3 Oregon State (L, 0-21)
Stranded 15+ opponent runners on base in one game	15, March 6, 2022 at San Diego State (W, 6-4)
Surrendered a ninth inning lead	15, March 18, 2022 at #3 Oregon State (L, 0-21)
Walked off an opponent	May 3, 2024 vs. Washington (Led 5-4, Won 11-7 (10))
Swept a three-game Pac-12 series	Nick McLain (Grand Slam), May 3, 2024 vs. Washington (W, 11-7)
Swept a three-game ROAD Pac-12 series	April 19-21, at UCLA (5-3, 8-2, 13-1)
Swept a three-game Non-Conference series	May 10-12, at Stanford (13-1, 10-1, 16-7)
Shut out an opponent twice in a series	March 10-12 vs. UC Davis (7-1, 6-4, 17-4)
Were swept in a Pac-12 series	March 26-28, 2021 vs. Washington St. (10-0, 5-4, 9-0)
Were swept in a Pac-12 series at home	April 5-7, 2024 at #5 Oregon State (8-13, 1-9, 7-9)
Were swept in a three-game Non-Conference series	May 5-7, 2023 vs. #7 Stanford (6-8, 11-12, 4-9)
Played in extra innings	March 3-5, 2023 vs UC Irvine (6-16, 9-10, 2-7)
Played in 14+ innings	10, May 3, 2024 vs. Washington (W, 11-7)
Played back-to-back extra inning games	16, April 9, 2021 at Washington (W, 3-2 (16))
Played a game lasting 5+ hours	March 29-30, 2018, at Washington State (L, 8-7 (10)), (L, 4-3 (11))
ASU overcame a five-run deficit	5 hours, 4 minutes, April 9, 2021 at Washington (W, 3-2 (16))
ASU overcame 4+ five-run deficits in a season	7, May 18, 2024 vs. UNLV (Down 13-6, W, 14-13)
	4, 2023 (7 vs. NDSU (W), 7 vs GCU (W), 5 vs. #21 OSU (W), 5 at #23 ORE (W))

# 2025 Sun Devil Baseball

## SITUATIONAL RECORDS/PITCHING STAFF

### Record When...

Overall .....	32-26	Opponent 0-2 runs .....	9-0	Hit 0 home runs.....	4-10
Conference .....	17-13	..... 3-5 runs .....	8-5	... 1 home run .....	7-10
Non-Conference.....	15-13	..... 6-9 runs .....	11-9	... 2+ home runs .....	21-6
Home games .....	21-12	..... 10+ runs .....	4-12	Opponent 0 home runs .....	11-2
Away games .....	11-9	Scored in 1st inning .....	20-7	..... 1 home run .....	11-7
Neutral site .....	0-5	Opp. scored in 1st .....	15-14	..... 2+ HRs .....	10-17
Day games .....	9-14	Scores first.....	17-7	Made 0 errors .....	14-7
Night games .....	23-12	Opp. scores first .....	15-19	... 1 error .....	11-11
vs Left starter .....	10-10	After 6 leading .....	27-2	... 2+ errors .....	7-8
vs Right starter .....	22-16	..... trailing .....	3-23	Opp. made 0 errors .....	7-12
1-Run games .....	8-5	..... tied .....	2-1	..... 1 error.....	11-8
2-Run games .....	3-8	After 7 leading .....	24-2	..... 2+ errors .....	14-6
5+Run games.....	15-11	..... trailing .....	4-21	Out-hit opponent .....	24-7
Extra innings.....	1-0	..... tied .....	1-2	Out-hit by opponent.....	6-19
Shutouts .....	1-2	After 8 leading .....	23-1	Hits are tied.....	2-0
Scoring 0-2 runs .....	0-5	..... trailing .....	4-23		
..... 3-5 runs .....	6-12	..... tied .....	1-1		
..... 6-9 runs .....	6-8				
..... 10+ runs .....	20-1				

### A Look At the Pitching Staff

#### Arizona State Starters

Pitcher	Starts/QS	PC/Start	IP/Start	ER Against/Start	Runs For/Start	PCK	DP	Team Record
Connor Markl	14/4	1147/81.9	651/4.7	35/2.5	64/4.6	1	9	8-6
Ben Jacobs	10/2	898/89.8	48.2/4.9	29/2.9	49/4.9	2	3	6-4
Wyatt Halvorson	8/0	431/53.9	22.0/2.8	21/2.7	11/1.4	1	0	2-5
Thomas Burns	6/1	575/95.8	301/5.1	16/2.7	21/3.5	0	2	4-2
Tyler Meyer	6/0	362/60.3	16.0/2.7	25/3.8	11/4.2	0	1	3-3
Adam Behrens	6/0	312/52.0	141/2.4	16/2.7	10/1.7	1	1	3-3
Hunter Omlid	3/0	246/82.0	11.2/3.9	12/4.0	26/8.7	0	0	3-0
Cole Carlon	2/0	58/29.0	5.0/2.5	2/1.0	13/6.5	1	0	1-1
Matt Tieding	1/0	51/51.0	3.0/3.0	4/4.0	5/5.0	0	0	0-1
Jonah Giblin	1/0	50/50.0	2.0/2.0	1/1.0	0/0.0	0	0	1-0
Brady Barnes	1/0	22/22.0	0.1/0.1	1/1.0	0/0.0	0	0	0-1
Matt Cornelius	1/0	16/16.0	0.0/0.0	4/4.0	0/0.0	0	0	1-0

#### Arizona State Bullpen (Relief Appearances Stats Only)

Reliever	APP	IP	H	R	ER	BB	SO	SV	ERA	Hold	IR/Scored	1st Bat. Faced/Ret.
Jacobs	10	17.2	10	10	6	11	27	0	3.06	0	8/4	10/9
Schiefer	23	42.1	31	21	18	30	47	3	3.83	1	30/8	23/13
Giblin	16	33.2	30	17	16	14	38	1	4.28	1	13/7	16/10
Tieding	21	38.0	52	26	22	12	28	1	5.21	1	16/8	21/16
Omlid	17	26.0	19	16	16	13	38	0	5.54	1	14/4	17/9
Behrens	5	12.0	19	11	8	5	7	0	6.00	0	8/6.5	/1
Fitzpatrick	27	29.0	35	25	21	12	33	0	6.52	2	22/3	27/20
Halvorson	12	16.0	17	13	13	13	19	0	7.31	0	10/4	12/6
Cornelius	11	1.2	13	11	10	8	14	0	7.71	0	14/6	11/7
Carlon	24	35.2	46	36	33	27	32	2	8.33	1	9/6	24/18
Barnes	6	4.2	6	4	3	11	10	0	5.79	0	1/1	6/4
Alba	8	6.1	10	7	6	3	4	0	8.53	0	4/4	9/4
Eddy	3	3.2	6	6	6	2	5	0	14.73	0	4/3	3/1
Fryman	2	1.0	1	2	2	3	0	0	18.00	0	0/0	2/1
Butler	4	2.2	6	8	7	3	2	0	23.62	0	0/0	4/2
Meyer	2	1.1	5	9	9	4	3	0	67.50	0	0/0	2/0
Lettow	1	0.1	1	3	3	2	0	0	81.00	0	0/0	1/0



# 2025 Sun Devil Baseball

## TEAM AND INDIVIDUAL RANKINGS

### NATIONAL/LEAGUE RANKINGS

Team			
Base on Balls (294 ranked)	102	2	273
Batting Average (295 ranked)	12	1	0.313
Double Plays (295 ranked)	197	10	33
Double Plays Per Game (295 ranked)	219	10	0.57
Doubles (295 ranked)	6	1	143
Doubles Per Game (295 ranked)	4	1	2.47
Earned Run Average (295 ranked)	194	11	6.53
Fielding Percentage (295 ranked)	142	9	0.97
Hit Batters (295 ranked)	239	6	59
Hit by Pitch (295 ranked)	257	10	52
Hits (295 ranked)	14	1	652
Hits Allowed Per Nine Innings (295 ranked)	178	10	10.07
Home Runs (295 ranked)	30	2	102
Home Runs Per Game (295 ranked)	31	2	1.76
On Base Percentage (295 ranked)	56	2	0.403
Runs (295 ranked)	31	2	482
Sacrifice Bunts (295 ranked)	272	11	8
Sacrifice Flies (295 ranked)	172	6	22
Scoring (295 ranked)	29	2	8.3
Shutouts (137 ranked)	137	5	1
Slugging Percentage (295 ranked)	15	2	0.541
Stolen Bases (295 ranked)	174	5	53
Stolen Bases Per Game (295 ranked)	187	5	0.91
Strikeout-to-Walk Ratio (295 ranked)	117	7	1.88
Strikeouts Per Nine Innings (295 ranked)	18	1	10.2
Triple Plays (1 ranked)	1	1	1
Triples (295 ranked)	97	6	12
Triples Per Game (295 ranked)	122	7	0.21
WHIP (295 ranked)	211	11	1.73
WL Pct (295 ranked)	111	6	0.552
Walks Allowed Per Nine Innings (295 ranked)	233	11	5.46

Individual				
Category	Name	Nat'l	Pac-12	Value
Batting Average (250 ranked)	Kien Vu	6	1	0.413
	Ryan Campos	103	3	0.364
	Brandon Compton	155	6	0.354
	Nick McLain	238	8	0.342
Doubles (127 ranked)	Ryan Campos	7	1	25
	Nick McLain	127	6	18
Doubles Per Game (150 ranked)	Ryan Campos	17	1	0.43
	Nick McLain	50	5	0.38
Hits (145 ranked)	Ryan Campos	57	2	86
Hits Per Game (150 ranked)	Ryan Campos	68	3	1.48
Home Runs (147 ranked)	Jacob Tobias	87	4	18
Home Runs Per Game (150 ranked)	Jacob Tobias	122	4	0.31
	Kien Vu	150	7	0.3
On Base Percentage (150 ranked)	Kien Vu	29	2	0.497
	Ryan Campos	148	4	0.461
Pitching Appearances (130 ranked)	Sean Fitzpatrick	97	3	27
	Cole Carlon	130	8	26
Runs (140 ranked)	Ryan Campos	27	2	73
Runs Batted In Per Game (150 ranked)	Kien Vu	62	2	1.19
	Nick McLain	99	3	1.13
Runs Per Game (149 ranked)	Ryan Campos	26	2	1.26
	Kien Vu	89	3	1.13
	Nick McLain	149	4	1.06
Saves (368 ranked)	Ryan Schiefer	247	11	3
	Cole Carlon	368	15	2
Slugging Percentage (250 ranked)	Kien Vu	18	2	0.793
	Nick McLain	103	4	0.663
	Brandon Compton	107	5	0.661
	Jacob Tobias	203	6	0.621
	Ryan Campos	231	7	0.61
Strikeouts (145 ranked)	Ben Jacobs	43	3	102
Strikeouts Per Nine Innings (150 ranked)	Ben Jacobs	11	1	13.84
Total Bases (150 ranked)	Ryan Campos	110	2	1.44
	Jacob Tobias	130	4	1.41
Toughest to Strike Out (150 ranked)	Ryan Campos	71	2	9.4
	Ethan Mendoza	83	3	9.2
Triples (131 ranked)	Nick McLain	131	8	3
	Ethan Mendoza	131	8	3
Victories (86 ranked)	Ben Jacobs	86	3	7

### Career/Season Rankings (Since 1998 only)

<b>Career Slugging (min. 300 AB)</b>	
17. Andrew Ethier (2002-03)	.559
18. Ryan Campos (2022-p)	.554
<b>19. Jacob Tobias (2022-p)</b>	<b>.553</b>

<b>Career Most Homers (min. 300 AB)</b>	
5. Mitch Jones (1998-2000)	38
6. Jeremy West (2001-03)	36
<b>7. Jacob Tobias (2022-p)</b>	<b>35</b>

<b>Career RBIs (min. 300 AB)</b>	
8. Jeff Phelps (1998-01)	160
9. Travis Buck (2003-05)	147
<b>10. Jacob Tobias (2022-p)</b>	<b>146</b>
Dustin Pedroia (2002-04)	146

<b>Career Total Bases (min. 300 AB)</b>	
11. Jeff Phelps (1998-01)	352
<b>12. Jacob Tobias (2022-p)</b>	<b>333</b>

<b>Season Best Average (min. 100 AB)</b>	
1. Mark Ernster (1999)	.439
<b>2. Kien Vu (2024)</b>	<b>.413</b>

<b>Season Best Slugging (min. 100 AB)</b>	
<b>1. Kien Vu (2024)</b>	<b>.793</b>
2. Mitch Jones (2000)	.787

<b>Season Most Homers (min. 100 AB)</b>	
7. Carlos Ramirez (2009)	19
<b>8. Jacob Tobias (2024)</b>	<b>15</b>

<b>Season Most K/9 (min. 25 IP)</b>	
1. Ryan Burr (2015)	14.37
<b>2. Ben Jacobs (2024)</b>	<b>13.65</b>
<b>6. Wyatt Halvorson (2024)</b>	<b>12.74</b>

# 2025 Sun Devil Baseball

## RECORD BY POSITION STARTS

LF	CF	RF
Williams, 34 (17-17)	Jackson, 41 (21-20)	McLain, 43 (24-19)
Vu, 12 (8-4)	Vu, 13 (8-5)	Williams, 4 (1-3)
Compton, 7 (2-5)	McLain, 1 (0-1)	Vu, 5 (3-2)
Campos, 2 (2-0)		Cromwick, 3 (1-2)
SS	2B	1B
Ondina, 49 (26-23)	Mendoza, 45 (21-23)	Tobias, 51 (27-24)
Ryan, 5 (2-3)	Karstetter, 9 (7-2)	Vu, 2 (1-1)
Mendoza, 1 (1-0)	Kroeppel, 1 (1-0)	Lance, 2 (1-1)
3B	SP	DH
Demera, 29 (17-12)	Markl, 13 (7-6)	Compton, 35 (18-17)
Karstetter, 15 (6-9)	Jacobs, 9 (5-4)	Lance, 8 (4-4)
Ryan, 4 (1-3)	Burns, 6 (4-2)	Campos, 4 (2-2)
Tobias, 2 (1-1)	Meyer, 6 (3-3)	Cromwick, 3 (2-1)
Contrades, 5 (4-1)	Behrens, 6 (3-3)	Williams, 2 (2-0)
	Halvorson, 6 (1-5)	Karstetter, 2 (1-1)
	Omlid, 3 (3-0)	Demera, 1 (0-1)
	Carlson, 2 (1-1)	
	Giblin, 1 (1-0)	
	Cornelius, 1 (1-0)	
	Barnes, 1 (0-1)	
	Tieding, 1 (0-1)	
C		
Campos, 47 (25-22)		
Newman, 6 (4-2)		

### DOUBLE PLAYS

Gm #	Date	Opponent	Pitcher (SZN #)	Scoring	Players	Inn	Outs	Score	Final
1-Feb. 16		Santa Clara	Burns (1)	KS 24 CS DP	Campos-Karstetter	3	1	5-0	11-6
4-Feb. 20		#24 Kansas State	Behrens (1)	643 GDP	Ondina-Mendoza-Tobias	2	0	0-0	9-6
4-Feb. 20		#24 Kansas State	Halvorson (1)	653 GDP	Ondina-Mendoza-Tobias	7	0	5-4	9-6
6-Feb. 23		Ohio State	Halvorson (2)	463 GDP	Karstetter-Ryan-Tobias	9	1	14-4	14-14
7-Feb. 24		Ohio State	Fitzpatrick (1)	643 GDP	Ondina-Mendoza-Tobias	6	1	3-2	4-13
8-Feb. 25		Ohio State	Meyer (1)	163 GDP	Meyer-Ondina-Tobias	4	1	5-4	10-8
8-Feb. 25		Ohio State	Carlson (1)	463 GDP	Karstetter-Ondina-Tobias	7	1	10-8	10-8
10-March 2		#5 TCU	Markl (1)	463 GDP	Mendoza-Ondina-Tobias	1	0	0-0	9-11
10-March 2		#5 TCU	Markl (2)	543 GDP	Karstetter-Mendoza-Tobias	3	1	0-0	9-11
11-March 3		#7 Texas A&M	Carlson (2)	463 GDP	Mendoza-Ondina-Tobias	4	1	1-10	5-10
12-March 5		@ UT Arlington	Schiefer (1)	463 GDP	Mendoza-Ondina-Tobias	8	1	6-2	6-3
12-March 5		@ UT Arlington	Carlson (3)	643 GDP	Ondina-Mendoza-Tobias	9	1	6-3	6-3
16-March 12		New Mexico	Tieding (1)	543 GDP	Ryan-Karstetter-Tobias	7	0	3-6	4-6
22-March 22		@ Washington State	Burns (2)	KS 24 CS DP	Campos-Mendoza	4	1	4-0	7-8
23-March 23		@ Washington State	Markl (3)	463 GDP	Mendoza-Ondina-Tobias	6	0	1-2	2-3
26-March 28		Cal	Tieding (2)	463 GDP	Mendoza-Ondina-Tobias	5	0	7-4	14-8
30-April 5		@ #5 Oregon State	Tieding (3)	63 GDP	Ondina-Vu	3	1	0-5	8-13
31-April 6		@ #5 Oregon State	Markl (4)	F92 DP	McLain-Campos	2	1	0-2	1-9
34-April 12		Utah	Jacobs (1)	262 CS DP	Campos-Ondina-Campos	3	1	0-1	0-10
35-April 13		Utah	Markl (5)	5U-3 GDP	Demera-Tobias	3	1	5-0	8-3
35-April 13		Utah	Markl (6)	463 GDP	Karstetter-Ondina-Tobias	4	1	5-0	8-3
35-April 13		Utah	Omlid (1)	643 GDP	Ondina-Karstetter-Tobias	6	0	8-1	8-3
35-April 13		Utah	Omlid (2)	463 GDP	Karstetter-Ondina-Tobias	9	0	8-3	8-3
40-April 20		@ UCLA	Markl (7)	543 GDP	Demera-Mendoza-Tobias	2	0	3-0	8-2
40-April 20		@ UCLA	Giblin (1)	463 GDP	Mendoza-Ondina-Tobias	8	1	8-2	8-2
42-April 26		USC	Jacobs (2)	F92 DP	McLain-Campos	4	1	7-0	12-1
43-April 27		USC	Markl (8)	4U-3 GDP	Mendoza-Tobias	4	1	6-1	17-2
43-April 27		USC	Markl (9)	463 GDP	Mendoza-Ondina-Tobias	6	0	11-1	17-2
44-April 28		USC	Carlson (4)	136 TP	Carlson-Tobias-Ondina	5	0	1-7	6-11
46-May 1		UCSD	Halvorson (3)	6U-3 GDP	Ondina-Tobias	3	1	11-1	19-8
49-May 5		Washington	Carlson (5)	463 GDP	Mendoza-Ondina-Tobias	5	0	13-17	21-18
51-May 10		@ Stanford	Jacobs (3)	543 GDP	Demera-Mendoza-Tobias	3	1	4-0	13-1

# 2025 Sun Devil Baseball


## TV/RADIO ROSTER



#2, MATT KING  
SR. • INF • R/R • 6-1 • 195



#3, JONATHON HERNANDEZ  
R-JR. • OF • R/R • 5-19 • 190



#4, JAX RYAN  
SO. • INF • R/R • 6-1 • 185



#5, MANNY GARZA  
SR. • C • S/R • 5-10 • 205



#6, NU'U CONTRADES  
JR. • INF • R/R • 5-10 • 195



#7, KYLE WALKER  
R-JR. • INF • R/R • 5-9 • 185




#8, MAX ARLICH  
FR. • LHP • L/L • 6-3 • 210



#9, BRODY BRIGGS  
SO. • C • L/R • 6-1 • 205




#10, JACK MARTINEZ  
SR. • RHP • R/R • 6-4 • 215




#11, KIEN VU  
JR. • OF • L/L • 5-11 • 185



#12, JADEN ALBA  
SO. • RHP • R/R • 6-3 • 205



#13, TYLER MEYER  
R. JR. • RHP • R/R • 6-3 • 215



#14, COLE CARLON  
SO. • LHP/INF • L/L • 6-5 • 220



#15, LUCAS KELLY  
JR. • RHP • R/R • 6-4 • 220



#16, WYATT HALVORSON  
SO. • RHP • R/R • 6-3 • 225



#17, KY MCGARY  
FR. • OF • R/R • 5-11 • 180



#18, JACOB TOBIAS  
SR. • INF • L/R • 6-1 • 225



#19, CHANCE DAQUILA  
GR. • RHP • R/R • 6-3 • 220



#20, DEREK SCHAEFER  
SO. • RHP • R/R • 6-2 • 210



#21, JOSIAH CROMWICK  
GR. • C • R/R • 6-2 • 200



# 2025 Sun Devil Baseball

## TV/RADIO ROSTER



#22, BEN JACOBS  
JR. • LHP • L/L • 6-1 • 195




#24, ISAIAH JACKSON  
JR. • OF • L/R • 6-3 • 220



#25, BRADYN BARNES  
SO. • LHP • L/L • 6-2 • 190



#26, CAMDEN BATES  
SO. • INF • R/R • 5-10 • 165




#27, BRANDON COMPTON  
R-SO. • OF • L/L • 6-1 • 225



#28, EASTON BARRETT  
FR. • LHP • L/L • 6-0 • 170



#29, ALEC BELARDES  
SO. • RHP • R/R • 6-2 • 210




#31, WILL KOGER  
SR. • RHP • L/R • 6-3 • 205




#32, JOSH BUTLER  
SO. • RHP • R/R • 6-7 • 225



#35, MAX MOUSSER  
FR. • RHP • R/R • 6-3 • 200




#36, JAKE NEELY  
FR. • RHP • R/R • 6-4 • 210



#38, SEAN FITZPATRICK  
JR. • LHP • L/L • 6-0 • 165




#40, JONAH GIBLIN  
R-SR. • RHP • R/R • 6-4 • 240




#44, GIAN DE CASTRO  
FR. • INF • L/R • 6-4 • 230



#45, COLIN LINDER  
JR. • RHP • R/R • 6-3 • 230




#46, BECKETT ZAVOREK  
FR. • INF • R/R • 5-9 • 180



#47, ROHAN LETTOW  
SO. • RHP • R/R • 6-2 • 195



#50, ELI BUXTON  
FR. • RHP • R/R • 6-5 • 195



#51, LANDON HAIRSTON  
FR. • INF • L/L • 5-11 • 195



#52, CHASE WAGNER  
FR. • RHP • R/R • 6-3 • 230

Five-Time NCAA Champions (1965, 1967, 1969, 1977, 1981) | 22 College World Series Appearances | 21 Conference Championships

134 All-Americans | 14 National Players of the Year | 13 College Baseball Hall of Fame Members | 967 Letterwinners

477 Major League Baseball Draft Picks | 117 Major Leaguers | 52 Major League Baseball First-Round Draft Picks