

2023 Sun Devil Baseball

GAME NOTES - WASHINGTON

#24/22 ARIZONA ST.

24-9 (10-2 Pac-12)

@ASU_Baseball

@TheSunDevils

WEEK NINE

APRIL 14-16

6 p.m./2 p.m./1 p.m. AZT

Husky Ballpark

Phoenix, Ariz.

WATCH: UW Live Stream

LISTEN: KDUS 1060 AM

WASHINGTON

19-10 (6-6 Pac-12)

@UW_Baseball

@UWathletics



ASU_BASEBALL



SUN DEVIL BASEBALL



ASU_BASEBALL

MEDIA RELATIONS CONTACT

Jeremy Hawkes

jrhawkes@asu.edu | C:520-403-0121 | O:480-965-9544

#10THINGS (Twitter-Friendly Notes)

1. The Sun Devils have gone 7-1 on Friday night games this season, led by Ross Dunn who is 4-1 with a 3.09 ERA - fourth in the Pac-12.

2. The Sun Devils are 7-0 in single game midweeks this season, notable as the team was 4-6 in such games a season ago.

3. ASU is 5-2 in 1-run games this season, a notable tally as ASU went just 1-7 in 1-score games last year. The team is 13-2 in games decided by 3 runs or less.

4. Johnny Wholestaff midweek games have seen the Sun Devils excel with a team 3.00 ERA in single-game midweeks with 56 Ks to 16 BBs.

5. Ryan Campos leads the Pac-12 with an active 31-game reached base streak and is the defending Pac-12 Player of the Week

6. Jacob Tobias has posted a team-leading 35 RBIs this season that are fifth in the Pac-12 conference and notable as he had just 29 for the season last year.

7. The Sun Devils have trailed at some point in 12 of the team's last 14 victories and in 14 of the squad's victories overall.

8. Nolan Lebamoff enters the weekend having not allowed an earned run in any of his last 15 appearances after allowing three in the first two.

9. The Sun Devils have seven players with 17 or more RBIs this season - second in the Pac-12 behind Stanford (8).

10. The Sun Devils are the only team in the Pac-12 with nine different players with three or more homers this season.

#BYTHENUMBERS

The Sun Devils entered the majority of the rankings this week, including moving into the No. 24 spot by D1Baseball and at No. 22 by Baseball America - its first ranking by the outlet since 2020. The team also finds itself at No. 23 by both the National Collegiate Baseball Writers Association and the USA Today Coaches Poll and as high as No. 10 by Collegiate Baseball News. The Sun Devils are 10-2 in Pac-12 play with series victories in each of the four it has played thus far. The team has won 18 of its last 20 games entering the weekend.

The Sun Devils have shown an ability to be successful in close games, going 13-2 this season in games decided by three runs or less. A year ago the team was 14-16 in those games. More notably, ASU is 5-2 in one run games this season after going 1-7 in those games last year. ASU has also been impressive in its single-game midweek tilts this year, going 7-0 in such games after Tuesday's victory over GCU. ASU was 4-6 in single-game midweek tilts last season. ASU has trailed in 12 of its last 14 victories. ASU has trailed by three or more runs in six of those victories.

The Sun Devil bullpen has been pivotal to ASU's success this season and markedly better than last years with a combined 4.69 ERA this season. The group has a 15-3 record in decisions this year with nine saves and his holding opponents to a .240 average against. The squad has a 149 to 71 strikeout to walk ration for the season. These numbers pop when you consider last year's bullpen through 33 games was sitting with a 6.63 ERA and a 6-14 record in decisions. The team was allowing a .296 average against with 120 strikeouts to a whopping 93 walks.

Ryan Campos was named the Pac-12 Player of the Week following last weekend's sweep of Washington State and enters the weekend with the league's second-highest batting average (.413) and longest reached-base streak (31 games). Campos leads the Pac-12 with 40 runs, and is fourth in the league with 26 walks. His .523 OBP also paces the conference while his .675 slugging percentage is good for seventh. Campos and Braden Montgomery are the only Pac-12 Players in the Top-10 in average, OBP, slugging, runs, and walks.

2023 SUN DEVIL BASEBALL SCHEDULE

Date	Opponent	Time/Score
Feb. 17	San Diego State*	W 6-5
Feb. 18	San Diego State*	W 5-3
Feb. 19	San Diego State*	W 1-6
Feb. 21	UNLV	W 6-3
Feb. 24	at Mississippi State	W 13-4
Feb. 25	at Mississippi State	L 1-5
Feb. 26	at Mississippi State	L 3-16
Mar. 1	North Dakota State	W 10-9
Mar. 3	UC Irvine	L 6-16
Mar. 4	UC Irvine	L 9-10
Mar. 5	UC Irvine	L 2-7
Mar. 7	at Oklahoma State	L 4-8
Mar. 8	at Oklahoma State	L 4-7
Mar. 10	UC Davis	W 7-1
Mar. 11	UC Davis	W 6-4
Mar. 12	UC Davis	W 17-4
Mar. 14	Utah Tech	W 9-1
Mar. 17	at Utah*	W 9-7
Mar. 18	at Utah*	W 15-9
Mar. 19	at Utah*	L 6-11
Mar. 21	Grand Canyon	W 11-1
Mar. 24	Arizona*	W 6-5
Mar. 25	Arizona*	W 7-4
Mar. 26	Arizona*	W 10-6
Mar. 28	at UNLV	W 6-2
Mar. 31	at California*	W 4-1
Apr. 1	at California*	L 4-5
Apr. 2	at California*	W 15-10
Apr. 4	Seattle	W 11-6
Apr. 6	Washington State*	W 6-5
Apr. 7	Washington State*	W 6-2
Apr. 8	Washington State*	W 4-1
Apr. 11	at Grand Canyon	W 13-10
Apr. 14	at Washington*	6:00 PM
Apr. 15	at Washington*	2:00 PM
Apr. 16	at Washington*	1:00 PM
Apr. 19	at Arizona	6:00 PM
Apr. 21	Oregon State*	6:30 PM
Apr. 22	Oregon State*	6:30 PM
Apr. 23	Oregon State*	12:30 PM
Apr. 25	Cal State Fullerton	6:00 PM
Apr. 26	Cal State Fullerton	2:00 PM
Apr. 28	at Oregon*	5:05 PM
Apr. 29	at Oregon*	2:05 PM
Apr. 30	at Oregon*	12:05 PM
May 5	Stanford*	6:30 PM
May 6	Stanford*	6:30 PM
May 7	Stanford*	12:30 PM
May 12	at USC*	6:30 PM
May 13	at USC*	6:30 PM
May 14	at USC*	1:00 PM
May 15	at UC Riverside	2:00 PM
May 18	UCLA*	7:00 PM
May 19	UCLA*	6:00 PM
May 20	UCLA*	12:00 PM
May 23	Conference Tournament	TBD
May 24	Conference Tournament	TBD
May 25	Conference Tournament	TBD
May 26	Conference Tournament	TBD
May 27	Conference Tournament	TBD

All times Arizona time

* - Indicates a Pac-12 Conference game

- Indicates a Pac-12 Network Game

^ - Indicates a Pac-12 Live Stream Game

PROJECTED STARTERS

ASU	ERA	W-L	IP	SO	BB	Opp. Avg
LHP Ross Dunn	3.09	4-1	35.0	49	19	.226
RHP Christian Curtis	5.79	3-2	37.1	40	21	.236
RHP Jonah Giblin	4.31	1-0	31.1	22	11	.259

UW	ERA	W-L	IP	SO	BB	Opp. Avg
LHP Stu Flesland	3.86	3-1	42.0	43	13	.232
RHP Jared Engman	4.54	2-2	33.2	15	20	.226
RHP Kiefer Lord	4.57	3-3	41.1	46	12	.235

Five-Time NCAA Champions (1965, 1967, 1969, 1977, 1981) | 22 College World Series Appearances | 21 Conference Championships

131 All-Americans | 14 National Players of the Year | 12 College Baseball Hall of Fame Members | 916 Letterwinners

465 Major League Baseball Draft Picks | 114 Major Leaguers | 52 Major League Baseball First-Round Draft Picks

2023 Sun Devil Baseball

QUICK FACTS/MEDIA INFORMATION

GENERAL INFORMATION

Location.....	Tempe, Ariz.
Founded.....	1885
Enrollment.....	140,759
Nickname.....	Sun Devils
School Colors.....	Maroon and Gold
Home Field.....	Phoenix Municipal Stadium
Capacity.....	5,300
Muni Dimensions.....	Lines: 333 (LF) 334 (RF) Alleys: 385 CF: 395
Surface.....	Grass
Affiliation.....	NCAA Div. I
Conference.....	Pac-12
President.....	Dr. Michael Crow
VP of Athletics.....	Ray Anderson
Athletic Dept. Phone.....	(480) 965-3482
Ticket Office Phone.....	(480) 727-0000
Athletics Department Address.....	
	Carson Student-Athlete Center
	500 East Veteran's Way
	P.O. Box 872505
	Tempe, AZ 85287-2505

PROGRAM HISTORY

First Year of Baseball.....	1907 (7-2)
Start of NCAA Baseball.....	1959 (28-18-1)
All-Time Record.....	2993-1531-8 (.661)*
Modern Era Record (Since Joining NCAA).....	2660-1187-4*
National Championships.....	5 (165, '67, '69, '77, '81)
Years in CWS/Last.....	22 (2010)*
All-Time CWS Record.....	61-38 (.616)*
NCAA Appearances/Last.....	41 (2021)*
NCAA Tournament Record.....	171-82 (.676)*
Best Record All-time.....	64-6 (.914) - 1972
Last All-Americans.....	2022 (2)
	Joe Lampe (Perfect Game, Third Team)
	Nate Baez (Collegiate Baseball, Third Team)

*- ASU vacated 44 wins, the Pac-10 title and the College World Series appearance from 2007. Records do not reflect the vacations.

COACHING STAFF

Head Coach.....	Willie Bloomquist (2nd Year)
Alma Mater.....	Arizona State (1999)
Career Record/Record at ASU (Years).....	50-41 (2nd Season)
Assistant Coach.....	Mike Goff (2nd Season)
Assistant Coach/Pitching/Recruiting.....	Sam Peraza (2nd Season)
Assistant Coach.....	Dan Jaffe (1st Season)
Director of Player Development/Assistant Recruiting Coord.....	Travis Buck (2nd Season)
Director of Operations.....	Mike Porcaro (2nd Season)
Strength & Conditioning.....	Ted Henson (1st Season)
Athletic Trainer.....	Jesse Lowman (9th Season)
Dir. of Community Relations.....	Armando Flores (16th Season)

SPORTS INFORMATION

Baseball Contact.....	Jeremy Hawkes (7th Season) (BSB)/11th Season)
Office.....	480-965-9544
Cell.....	520-403-0121
E-Mail.....	jdhawkes@asu.edu
Director of Sports Information.....	Doug Tammara
Email.....	tammara@asu.edu

2022 RECAP

Overall Record.....	26-32
Conference record.....	13-17
Home record.....	19-13
Away record.....	6-17
Neutral site record.....	1-2
Postseason.....	Pac-12 Tournament (T-5th)
Final national finish.....	--
Conference finish.....	8th
Players Drafted.....	6

MEDIA INFORMATION

Credentials

All credential requests should be sent via email to Jeremy Hawkes (jdhawkes@asu.edu).

Interview Policy

Sun Devil Baseball's weekly media availability with vary week-to-week based on the season's schedule. Media Relations Director Jeremy Hawkes will reach out each week to confirm availability dates. Media planning to attend must contact Jeremy Hawkes (520-403-0121/jdhawkes@asu.edu) ahead of time and inform him of their plans or to be added to the distribution list.

Throughout the season's schedule, ASU will host postgame interviews in the Omaha Room after each game. Media members should request players at the beginning of the ninth inning. Please contact Jeremy Hawkes or a member of the media relations staff in the press box to coordinate those interviews. Media members who wish to schedule an interview outside of practice must contact Jeremy Hawkes.

Photography/Videography

Accommodations for B-Roll purposes at practice can be made through Jeremy Hawkes (jdhawkes@asu.edu). During games, credentials must be worn in plain view throughout the game and all photographers must adhere to painted lines and instructions given by security personnel and/or Arizona State staff members at all times. At no point during game action should a member of the media be on the field of play. Contact Jeremy Hawkes for any details regarding shooting game action.

Media Highlights Policy

Highlights Include Pac-12 Networks/ESPN/FOX network broadcasts (including affiliates such as ABC and ESPNU and CBS sublicensed telecasts), all home hosted non-televised competitions including those that are live streamed and any other sport events in which the Pac-12 controls the exhibition rights. No third-party organization may post competition footage of any Pac-12 game, non-conference home game or other contest for which the Pac-12 controls the media rights on its website without a license to the content from the Pac-12 Networks or its licensing partner (Wazee Digital), with the exception of news window

privileges described below. Alternatively, third parties are permitted to post video on their websites through the use of the Pac-12 Digital embeddable video player (embed code available at <http://video.pac-12.com>). Certified broadcast news outlets may use a maximum of 3 minutes of Pac-12 event footage on their regularly scheduled newscasts during the 48-hour news window following the conclusion of included events. If the highlights from a Pac-12 Networks production do not contain the Pac-12 Networks bug, the news outlet must insert "Courtesy of Pac-12 Networks" over the footage. Excerpts of those newscasts containing these highlights may also be posted to news providers' websites, but must be removed 48 hours after the conclusion of any included event, unless a license for that footage is obtained from Pac-12 Conference or its licensing Partner (Wazee Digital). Highlights may not be posted to YouTube, Facebook, or other social media properties.

2023 Media Coverage

The vast majority the Sun Devils games this season will be available to fans via the Pac-12 Network or the Pac-12 Live Stream online.

The Sun Devil Sports Radio Network is scheduled to broadcast 32-35 Sun Devil Baseball games this season between NBC Sports Radio AM 1060 and other affiliated radio stations. Fans can listen to the broadcasts on the radio or via the TuneIn app on thesundevils.com. Links to the streaming audio can be found on the online baseball schedule.

Tim Healey is set to serve his 25th season as the "Voice of the Sun Devils" on baseball broadcasts and will be joined for the fifth-straight season by color analyst Max Rossiter, who was an all-conference catcher for the Devils from 2012-13.

2023 Sun Devil Baseball

GAME NOTES/ROSTERS

SEATTLE -- No. 24/23 Sun Devil Baseball is back on the road looking for its fifth conference series win in a row and to stay atop the Pac-12 standings with a three-game set scheduled against the Washington Huskies beginning Friday in Seattle. The series will get underway at 6 p.m. AZT at Husky Ballpark on Friday, with 1 p.m. and 12 p.m. first pitches scheduled for Saturday and Sunday. Both Saturday and Sunday currently have rain in the forecast for much of the day so fans are encouraged to follow Sun Devil Baseball on social media for any schedule updates.

FOLLOW THE ACTION

- All three game will be available via the Washington Live Stream at: <https://pac-12.com/live/university-washington>
- All games will be broadcast live over local airwaves on KDUS 1060 AM with Tim Healey and Max Rossiter providing the highlights.
- Fans are always encouraged to follow the Sun Devil Baseball team on social media for any program or schedule updates throughout the week on the Sun Devil Baseball Twitter account: @ASU_Baseball. This is especially encouraged this weekend with rain in the forecast in the Pacific Northwest for much of the weekend.

HONORING THE PAST

- The Sun Devils will wear black SB and MG tribute patches on batting helmets throughout the 2023 season to honor the loss of two great alumni this past offseason in Sal Bando and Mike Gallagher.

LAST TIME OUT: WASHINGTON STATE/GCU

- The Sun Devils swept Washington State last weekend in Phoenix, giving the team four straight conference series wins to start the year for the first time since 2015.
- The sweep gave ASU 13 consecutive victories over Washington State in games played at home.
- Ryan Campos was named the Pac-12 Player of the Week for the first time in his career following the series, after going 7-for-14 (.500) at the plate with a pair of home runs, a double, two RBI, six runs scored and three walks. It was ASU's third award in the last four weeks.
- The Sun Devils tagged Washington State for seven home runs in the series after the Cougars had entered the weekend leading the conference in having given up just 14 total in its first 27 games.
- Cougar pitching average 11.9 strikeouts per nine innings entering the weekend, 12th in the nation and tops in the Pac-12 but the Sun Devils held WSU to just a 6.7 K/9 for the series.
- Washington State was averaging 7.3 runs per game this season before scoring just eight total for the series against ASU.
- For the second time this season, the Sun Devils overcame a seven-run deficit to win a game batting back from 7-0 and then 9-2 to defeat Grand Canyon on the road, 13-10, behind a nine-run eighth inning. It was the third time under Willie Bloomquist the team has accomplished the feat, notable as the last time it had happened in a single game prior was in 2000.
- Arizona State freshmen combined for 10 RBI; five of which came from Luke Hill in the eighth inning alone. Nick McLain had four of his own.
- All nine of the runs in the eighth came on two strikes and every run in the game came with either two strikes or two outs.
- The Sun Devils improved to 7-0 in single game midweeks this season. This is notable as the team was 4-6 in such games last season.
- Arizona State also improved to 13-2 in games separated by three runs or less.

ON DECK: WASHINGTON

- Arizona State owns a 43-29 all-time advantage, including 22-17 in Seattle. While the Sun Devils have taken the last two series against the Huskies, UW had won four consecutive series against ASU from 2016-19.
- Going 5-for-12 at Arizona, AJ Guerrero extended his hitting streak to eight games. Guerrero leads the team with a .349 average.
- Cam Clayton's .385 batting average in Pac-12 play is the seventh-highest in the league. Clayton, Guerrero and Jeter Ybarra are all batting over .300 in Pac-12 action.
- Over his last two starts, Jared Engman has posted a 2.70 ERA with seven strikeouts and three walks over 10 innings.
- Despite committing nine errors in the Arizona series, Washington ranks second in the Pac-12 with a .978 team fielding percentage.
- Will Simpson leads the Pac-12 and ranks 15th in the nation with 13 home runs this season.

GOING CAMP-ING

- Ryan Campos was named to the Golden Spikes Award Midseason Watch List and also tabbed as the Pac-12 Player of the Week this week as he continues to swing one of the hottest bats in the Pac-12.
- Campos leads the team and the Pac-12 with an active 31-game reached base streak. He has reached base safely in 68-of-75 (90.6%) of games with the Sun Devils overall.
- For the season, Campos is now batting .413 - second in the Pac-12 and 30th in the nation. It is the second-best average for a catcher in the country behind Virginia's Kyle Teel.
- He also leads the Pac-12 with a .523 OBP - aided by his team-leading 26 walks, which are fourth in the league. He sits 7th in the Pac-12 with his .661 slugging percentage as well.
- Campos' 7.9 percent strikeout rate this season is the second-lowest in the Pac-12 while the .46 strikeout-to-walk ratio is tops in the league.
- The sophomore also leads the Pac-12 with 40 runs, a tally that tops the Pac-12 as well and 39th nationally.
- Campos and Stanford's Braden Montgomery are the only players in the Pac-12 ranked in the Top-10 in average, OBP, slugging, runs and walks.
- Campos leads the Pac-12 in weighted runs created (41) and weighted runs above average (41), according to D1Baseball's advanced metrics.

NUMERICAL QUICK ROSTER

No.	Name	Yr.	Pos.	B/T
2	Varnado, Drake	So.	INF	R/R
3	McLain, Nick	So.	OF	S/L
5	Curtis, Khristian	Jr.	RHP	R/R
6	Contrades, Nu'u	Fr.	INF	R/R
7	Hill, Luke	Fr.	INF	R/R
8	Weaver, Jonny	Gr.	INF	R/R
9	Pivaroff, Blake	Jr.	RHP	L/R
10	Bodlovich, Christian	RS Jr.	RHP	R/R
11	Vu, Kien	Fr.	OF	L/L
12	Manning, Timmy	Jr.	LHP	L/L
13	Meyer, Tyler	RS So.	RHP	R/R
14	Crenshaw, Wyatt	Sr.	INF	L/R
15	Newman, Trey	RS Jr.	C	R/R
17	Campos, Ryan	So.	C	L/R
18	Tobias, Jacob	So.	INF	L/R
19	Gardner, Dylan	Jr.	RHP	R/R
21	Rogers, Will	So.	UTL	R/R
22	Vargas, Jose	Fr.	OF	L/R
23	Hernandez, Stephen	Fr.	LHP	L/L
24	Jackson, Isaiah	Fr.	OF	L/R
25	Long, Ethan	Jr.	INF	R/R
26	Cano, Willie	Sr.	INF	R/R
27	Compton, Brandon	Fr.	INF	L/L
28	Humphres, Austin	Fr.	LHP	L/L
29	Stevenson, Owen	Jr.	RHP	R/R
31	Hansell, Josh	Jr.	RHP	R/R
32	Keaschall, Luke	Jr.	INF	R/R
33	Peery, Brock	Jr.	RHP	R/R
35	Beheler, Reese	Fr.	INF	L/R
37	Lebamoff, Nolan	Gr.	RHP	R/R
38	Valdez, Tyler	Jr.	RHP	R/R
39	Wainscott, Jesse	RS Sr.	RHP	R/R
40	Giblin, Jonah	R-So.	RHP	R/R
41	Balholm, Bronson	RS Sr.	C	S/R
45	Hanks, Ryan	Fr.	RHP	R/R
46	Dunn, Ross	Jr.	LHP	R/L
47	Tieding, Matt	RS Jr.	RHP	R/R

ALPHABETICAL QUICK ROSTER

No.	Name	Yr.	Pos.	B/T
48	Armbruester, Will	Sr.	RHP	R/R
41	Balholm, Bronson	RS Sr.	C	S/R
35	Beheler, Reese	Fr.	INF	L/R
10	Bodlovich, Christian	RS Jr.	RHP	R/R
17	Campos, Ryan	So.	C	L/R
26	Cano, Willie	Sr.	INF	R/R
27	Compton, Brandon	Fr.	INF	L/L
6	Contrades, Nu'u	Fr.	INF	R/R
14	Crenshaw, Wyatt	Sr.	INF	L/R
5	Curtis, Khristian	Jr.	RHP	R/R
46	Dunn, Ross	Jr.	LHP	R/L
19	Gardner, Dylan	Jr.	RHP	R/R
40	Giblin, Jonah	R-So.	RHP	R/R
45	Hanks, Ryan	Fr.	RHP	R/R
31	Hansell, Josh	Jr.	RHP	R/R
23	Hernandez, Stephen	Fr.	LHP	L/L
7	Hill, Luke	Fr.	INF	R/R
28	Humphres, Austin	Fr.	LHP	L/L
24	Jackson, Isaiah	Fr.	OF	L/R
32	Keaschall, Luke	Jr.	INF	R/R
37	Lebamoff, Nolan	Gr.	RHP	R/R
25	Long, Ethan	Jr.	INF	R/R
12	Manning, Timmy	Jr.	LHP	L/L
3	McLain, Nick	So.	OF	S/L
13	Meyer, Tyler	RS So.	RHP	R/R
15	Newman, Trey	RS Jr.	C	R/R
33	Peery, Brock	Jr.	RHP	R/R
9	Pivaroff, Blake	Jr.	RHP	L/R
21	Rogers, Will	So.	UTL	R/R
29	Stevenson, Owen	Jr.	RHP	R/R
47	Tieding, Matt	RS Jr.	RHP	R/R
18	Tobias, Jacob	So.	INF	L/R
38	Valdez, Tyler	Jr.	RHP	R/R
22	Vargas, Jose	Fr.	OF	L/R
2	Varnado, Drake	So.	INF	R/R
11	Vu, Kien	Fr.	OF	L/L
39	Wainscott, Jesse	RS Sr.	RHP	R/R
8	Weaver, Jonny	Gr.	INF	R/R

2023 Sun Devil Baseball

GAME NOTES

- Campos is successful advancing runners at a .603 clip (38-of-63) - the highest average on the team. He has also been ASU's most efficient hitter when it comes to extending innings, leading the team with a .361 average with two outs (13-of-36).
- Campos led the Sun Devils with a .357 average last year as a true freshman - the sixth-best freshman average in program history and just ahead of head coach Willie Bloomquist's .356 average.
- It was the seventh-highest average in the Pac-12 prior to the NCAA tournament and the 11th-highest batting average for a catcher in the NCAA prior to the tournament and the fourth-highest for a Power Five catcher.
- It was the 10th-highest batting average for a freshman in the NCAA prior to the tourney and the best freshman catcher average in the country.
- He was one of just 19 freshmen to crack the Top-250 in the NCAA in average and the only freshman Power Five catcher to do so.
- It marked the second straight season a true freshman led the team in average (Ethan Long in 2021) - something that has never happened in consecutive years in program history and just the fourth time in program history overall that it had happened.
- His .363 average in league-only games was the fifth-highest in the conference.
- His .438 OBP in league games was also tops on the team and ninth in the Pac-12 and tops among league catchers.

USE THE FORCE, LUKE

- After a slow start at the dish this season, Luke Keaschall has come alive in the past month.
- Moved to the cleanup spot in the batting order after leading off for the first month of the season, Keaschall has responded by bumping his average up to .346 for the season.
- His .623 slugging percentage on the season (7 homers, 1 triple, 13 doubles) has him at 10th in the Pac-12. The 13 doubles lead the league and are 30th nationally and his 21 overall extra-base hits are second in the conference.
- He is up to 31 RBIs for the season, including a herculean five-RBI effort in the series opening win over Arizona - sitting 10th in the Pac-12 in the process.
- Keaschall leads the team with four go-ahead/game-winning RBIs this season.
- Keaschall also finds himself third in the conference with 13 steals this season.
- Keaschall has also been getting it done in the field, turning 87 defensive assists for the year, tied with teammate Luke Hill for third in the Pac-12.
- In four games against Utah Tech and Utah, the second baseman hit .625 (10-for-16) with 11 RBI, eight runs scored, three doubles, three home runs and a pair of stolen bases en route to Pac-12 Player of the Week honors and recognized by Collegiate Baseball News as one of its National Players of the Week.

JACOB'S LADDER

- Jacob Tobias got the first RBI of the 2023 season with his RBI single in the first inning of Opening Night and that has been a trend for his season.
- Tobias leads the team with 35 RBIs this season - good for fourth in the Pac-12. His 11-multi-RBI games are three more than any other player on the team. The tally is especially notable as he had just 29 in the entirety of last season.
- He is responsible for the game-winning RBI in three of ASU's last 10 wins - however he also had the big two-run RBI in the eighth inning against GCU to cap the seven-run comeback and tie the game and also homered in the ninth in ASU's walk-off win to open the WSU series to start the rally in that game as well.
- While not looking the part, his three triples this season give him four for his career, marking him the active career leader in the category at ASU in games played for the Sun Devils.
- Tobias was named to the Preseason All-Pac-12 team after being a first team selection as designated hitter last season.
- His 12 bases (two homers, two doubles) against Utah in the series finale were tied for the most by a Pac-12 player in a game last year.
- His seven homers last year were tied for eighth in ASU freshman history.
- His 23 RBIs in Pac-12 games were the second-most on the team, 20th in the Pac-12 and third among Pac-12 freshmen.

RUNNING UP THAT HILL

- Luke Hill did not at all look like a true freshman starting at shortstop over the first couple months of action, showing savvy skills with the bat and with the glove.
- Hill is sitting with a .350 average that is 10th in the Pac-12 and Top-25 among all freshmen nationally.
- His 41 total hits are 10th in the league and the freshman is also 11th in the Pac-12 with nine doubles this season.
- He had the massive go-ahead RBI in the rubber match against Cal with his eighth inning RBI single that was part of a massive nine-run inning to complete the comeback. He would do the exact same less than two weeks later with a two-RBI single against GCU to cap off ASU's nine-run eighth inning with the go-ahead RBIs in that game as well as part of the team's seven-run comeback.

- He is tied for first on the team with four game-winning/go-ahead RBIs this season.
- He has homered twice in his last four games as the power is starting to come along.
- His 87 defensive assists are tied for third in the Pac-12.

NOT SO QUIET WYATT

- Transfer Wyatt Crenshaw posted video game numbers last season at Colorado College and has quickly shown that was no fluke, speaking plenty loud with his bat despite saying approximately 18 total words in post-game press conferences this season.
- Crenshaw is batting .295 on the season, slugging .504 with five homers, a triple and 12 doubles - the latter good for second in the Pac-12 and 59th in the nation.
- He has also played a nice right field for ASU, recording all 46 putouts on balls flown his way thus far with no errors.
- Crenshaw has been at his best late in games, with a .500 batting average/.667 slugging percentage in the seventh innings and a .438 average/.688 slugging in the eighth inning of games this season - both numbers his highest in any inning of games.

WHO'S THE NU'U GUY

- It was a quiet start for true freshman Nu'u Contrades but he has swung one of the hottest bats in the country over the last month.
- Contrades is up to a .349 average on the year after sitting below the Mendoza line after the March 7 loss at Oklahoma State.
- The .349 average is Top-25 among all freshmen in the country this season and 12th in the Pac-12. His 30 RBIs are ninth.
- In league-only games, Contrades has 18 RBIs - second-most in the Pac-12. His .431 average in Pac-12 games is also second in the league and his .724 slugging percentage in Pac-12 games is third in the league.
- Contrades was the Pac-12 Player of the Week after he single-handedly propelled ASU to victory in the series clinching win on Saturday against rival Arizona, going 3-for-5 with a career-best five RBIs - including the go-ahead three-run homer in the sixth inning. He followed that up with a 4-for-5 outing with another bomb and three RBIs in the series sweeping win on Sunday. He led the team with 10 RBIs (of 31 total for the week for ASU) with a .947 slugging percentage while batting .474 on 9-of-19 hitting.

SHOP AT ROSS

- Ross Dunn has quietly put up some impressive numbers as the team's Friday night starter, and ASU is 7-1 in Friday night games with Dunn posting a 4-1 record himself.
- Dunn has a team-leading 40 strikeouts over 35.0 innings pitched and is holding opponents to a .226 batting average against.
- The 49 strikeouts are good for fifth in the Pac-12 this season. He has posted six or more strikeouts in his last five starts, with seven or more in four of those.
- Dunn is posting a 3.09 ERA that is fourth in the Pac-12 overall. That number sits at 2.70 in league-only games.

GRABBING THE BULL-PEN BY THE HORNS

- ASU stranded 497 opponent baserunners last season - an average of 8.6 per game. That total is 252 this season - just under 8.0 per game.
- ASU's has used midweek games as bullpen days and the crew has been absolutely electric, going 7-0 in single-game midweeks this season while posting a team ERA of 4.00 with 62 strikeouts to just 19 walks and limiting opponents to .243 hitting.
- For the season, the bullpen is posting a 4.69 ERA with a 15-3 record in decisions and nine saves. The squad has 149 strikeouts to 71 walks and is holding opponents to .240 batting. For comparison, the 2022 Sun Devil bullpen had a 6.71 ERA for the season with a 13-19 record in decisions with 231 strikeouts to 170 walks and a .299 average against.
- Matt Tieding has been essential in saving the Sun Devil bullpen after tough outings for starters this year. AS A RELIEVER, the newcomer has team-low 2.70 ERA in 23.1 innings (min. 11.0 IP) and a 3-1 record. He is holding opponents to a .210 average out of the bullpen with 11 strikeouts to just four walks.
- Nolan Lebamoff has been another that has come on strong of late, posting a 3-0 record out of the bullpen with a 1.93 ERA. After giving up three runs in his first two games over 1.1 innings, Lebamoff has posted 15-straight appearances without allowing an earned run. Opponents are managing just a .143 batting average against him this year.
- Timmy Manning and Owen Stevenson have solidified valuable roles out of the pen for ASU with Manning posting one or fewer runs in six of his last eighth appearances with 21 strikeouts to five walks in that span. Stevenson has allowed just three runs in his last 10 appearances over 17 innings, with 24 strikeouts to three walks in that stretch.
- Brock Peery has given up just a single run and has stranded a team-high 12 inherited runners on the year. Peery led the league with 10 saves last season year - good for 26th in the country. He added two in the first four games this season and tacked on a win for good measure. The 10 saves last season were tied for seventh-most at ASU since the 1998 season and marked the first time a closer reached double digits in the

category at ASU since 2016.

- Christian Bodlovich has inherited 73 runners in his career at ASU, with only 24 scoring (32.9 percent), including an 11-for-37 tally last season.

PLAYING THE FIELD

- ASU turned 50 double plays last year - a tally good for 21st in Division I and fourth in the Pac-12. The squad has turned 110 double plays over the previous two seasons.
- ASU has 24 double plays this season, second in the Pac-12.
- The Sun Devils are fielding at a .977 clip this season, good for fourth in the Pac-12 and 50th in the country. ASU was 117th in fielding percentage last year.
- Luke Keaschall and Luke Hill are third in the league with 87 defensive assists this year.
- For the third straight season, the majority of position players on the diamond are new faces with only Will Rogers (left field) and Ryan Campos (catcher) starting the season reprising their roles from last year. ASU had just two players start last season in the same position they finished in 2021 (Joe Lampe in CF, Nate Baez at C and Sean McLain at 2B, though McLain was playing shortstop by the second weekend while Baez moved around the field by Week Two as well). ASU's only veteran starter in 2021 was Drew Swift - who shifted over to shortstop after spending the majority of his career at second base. All other positions on the diamond that season replaced by newcomers.
- ASU had four fielders in the Top-30 in fielding percentage in the Pac-12 last year (min. 100 chances) in Joe Lampe, Kai Murphy, Ryan Campos and Conor Davis. That was tied with USC and Oregon State for the most in the Pac-12.
- Sean McLain had the second-most defensive of assists of any player in the Pac-12 (179) - the second straight season an ASU player accomplished that feat following Drew Swift (171) in 2021.

HEADED TO THE GAP

- ASU got a slow start in the doubles category this season but has come on hot of late. The team has 52 in its last 22 games after posted just 13 in the first 11 of the season.
- That has brought ASU back up to 81st in the NCAA in doubles and fourth in the league (65). On March 5, ASU was 252nd in the nation in the category.
- The team has recorded a double in 27 of 33 games overall with multiple doubles in 16 of those.
- The Sun Devils recorded 134 doubles last year, good for 19th in the nation and third in the Pac-12. The 127 doubles during the regular season were the most for a Sun Devil team in the REGULAR SEASON in the BBCOR era (since 2011) and tied for the fifth-most in a regular season since 1998.
- ASU had at least one double in all but six games last season and multiple doubles in 36 of 58 games.
- There were 45 Pac-12 players with double-digit doubles in the regular season, of which ASU had seven (Baez, Lampe, Rogers, McLain, Long, Davis, Murphy). No other team had more than six.

CHICKS DIG THE LONG BALL

- 12 different players have logged a home run for ASU and eight have multiple home runs.
- ASU's 46 homers are second in the Pac-12 and Top-50 nationally.
- The better news is ASU has finally started the get knocks with runners on base. 19 of ASU's last 30 home runs have had at least one runner on base after 14 of the teams first 17 homers this season were solo shots. Seven of those homers in the last 30 were of the leadoff variety as well, not giving there any opportunity to have a runner on base.
- The eight Sun Devils with three or more home runs this season are the most in the Pac-12.
- ASU recorded seven homers against Washington State, which had entered the series leading the Pac-12 with only 14 allowed through its first 27 games.
- Of the nine position players with at least 30 starts last season, all nine had multiple home runs. ASU had ten total players with multiple homers.
- ASU had five players with at least seven homers last year, tied for the second-most at ASU since 1998.
- The timing of the home runs improved immensely over the second half of the last season. On 24 of the final 37 homers on the year, ASU had at least one runner on base. That was notable as ASU had runners on base just eight times on the teams first 27 homers. ASU will hope for some deja vu in that area with 14 solo homers on 17 home runs this season.
- The Sun Devils had four grand slams last year - the most it had had in a season since 2004 (also four).

COMING IN HOT

- The Sun Devil bats are sitting near the top of the league in most offensive categories.
- ASU's .316 average as a team is tops in the Pac-12 and 14th nationally while the squad's .506 slugging percentage is third in the league and 39th in the country.
- The team currently leads the league with 362 hits, good for 13th nationally and notable as the team was 115th in the country in the category on March 8.
- ASU was 92nd in the nation in slugging percentage on March 8, 191st in doubles and

131st in batting average. Just over a month later, those totals sit at 37th, 81st and 13th respectively.

- ASU has reached double digit hits in 13 of its last 20 games and 18 games overall. ASU reached double digits in hits in 28 of the last 34 games of 2022 and 37 times in 58 games.
- Campos, Keaschall and Contrades have been unstoppable over the last 16 games, combining to go 98-for-204 (.480) with 62 of the team's 132 RBIs in that span. The trio has logged 14 homers, 22 doubles and a triple as well and all three have posted over a .500 OBP in that span.
- ASU is second in the Pac-12 behind only Stanford (8) with seven players with 17 or more RBIs this season.

HOLD ON TO YOUR SEATS

- ASU has its part to shake off some of that bad mojo from last season in close games thus far, going 5-2 in one-run games (after going just 1-7 in such games last season) and 13-2 in games decided by three runs or less - a category ASU was 14-16 in a year ago.
- ASU has trailed at one point in 12 of its last 15 victories and in 14 of the team's wins overall this year.
- ASU has been incredibly efficient at closing games out, going 20-2 when leading after six, 21-1 when leading after seven and 22-0 when leading after eight.
- While ASU's bullpen has excelled, ASU batters have been elite at getting to other team's bullpens this year. ASU is batting .309 against opponent bullpens and forcing them to a 7.03 ERA and a 5-8 record in decisions with just three saves. The team has a .348 average in the eighth inning of games and .333 average in the ninth on the season with over a .520 slugging percentage in both frames. ASU has 11 home runs in the 7-8-9 innings of games this season, creeping up on its tally of 17 last year.
- In a season and a half under Willie Bloomquist, the Sun Devils have shown that no opponent lead is safe, showing off plenty of grit in erasing multi-run deficits. On 11 occasions last season, ASU erased a lead of at least three runs. ASU has six wins this season when trailing by at least three runs at some point in the game.
- Last season, the seven-run deficit overcome by the Sun Devils to defeat and take the series from Cal was the most since March 3, 2000 against Arizona.
- ASU has doubled down at that this season with the victories over North Dakota State and GCU, overcoming a 7-0 deficit in both (and 9-2 in the entering the eighth against GCU) for victories in both.
- Three times last season ASU rallied from a deficit of five or more runs to tie or win the game - the first time that had happened since 2010 (also 3).

DO I KNOW YOU?

- The Sun Devils welcome an incredible 28 new faces to the roster in 2023. ASU went hard in the Transfer Portal during the offseason, recording the No. 2 transfer portal class in the nation according to several outlets.
- The new batch was highlighted by a total overhaul of the pitching staff, which will feature three transfer starters this weekend in LHP Ross Dunn (Florida State), RHP Khrister Curtis (Texas A&M) and LHP Timmy Manning (Florida). Owen Stevenson (San Francisco) also figures to find a spot in the rotation over the course of the season.
- Dunn competed for Team USA on the Collegiate National Team this past summer.
- Preseason All-American Luke Keaschall (San Francisco) highlights the incoming position players).
- Among the newcomers, freshman Isaiah Jackson ('22, Astros, 18th Round), Dunn ('19, Yankees, 11th Round) and Drake Varnado ('21, Diamondbacks, 17th Round) have all been drafted at some point in their careers.
- The Sun Devils didn't have a single freshman arm in the clubhouse last season but welcomes four this season (Ryan Hanks, Brandon Compton, Austin Humphres and Stephen Hernandez).
- After the departure of Sean McLain to the MLB Draft following last season, the Sun Devils will welcome his brother Nick McLain to the clubhouse this season with the youngster expected to be the Opening Day center fielder.
- ASU will feature an entirely new infield this season, highlighted by standout freshmen Nu'u Contrades, Luke Hill and Reese Beheler with a deep group of veteran transfers in Keaschall, Vernado, Jonny Weaver, Willie Cano and Wyatt Crenshaw.

ROGERS THAT

- Will Rogers got the Sun Devils off to a huge start on Opening Night, going 3-for-5 and a stolen base with a home run and a game-winning walk-off single.
- He added his second walk-off of the season against NDSU with his one-out solo shot in the bottom of the ninth for a 10-9 victory.
- Rogers had nine homers last season, tied for fourth in ASU freshman school history.
- From April 1 on, Rogers had the second-highest average on the team at .373, respectively. He led the team with a .746 slugging percentage in that time with nine doubles, a triple and five homers.
- His 27 extra-base hits on the season were the third-most of any Pac-12 freshman and 19th in the league overall.

2023 Sun Devil Baseball

HOME RUNS/DOUBLE PLAYS/PITCHING/TROPHY CASE

HOME RUN TRACKER

Player (Season No.)	Gm #	Date	Opponent	On Base	Inning	Outs	Count	Score	Final
Will Rogers (1)	1	Feb 17	SDSU	0*	2	0	3-2	1-0	6-5
Luke Keaschall (1)	2	Feb 18	SDSU	0	1	0	0-0	0-0	5-3
Isaiah Jackson (1)	2	Feb 18	SDSU	0	2	1	0-2	1-0	5-3
Ryan Campos (1)	4	Feb 21	UNLV	0	1	2	3-1	0-0	6-3
Ethan Long (1)	4	Feb 21	UNLV	0	1	2	0-0	1-0	6-3
Wyatt Crenshaw (1)	4	Feb 21	UNLV	0	3	1	0-0	2-0	6-3
Luke Keaschall (2)	5	Feb 24	@ Miss St.	0*	1	0	1-1	0-0	13-4
Wyatt Crenshaw (2)	5	Feb 24	@ Miss St.	1	2	1	1-0	3-0	13-4
Luke Hill (1)	7	Feb 26	@ Miss St.	0*	2	0	0-2	1-3	3-16
Ethan Long (2)	7	Feb 26	@ Miss St.	0	3	1	0-1	2-12	3-16
Ethan Long (3)	8	March 1	NDSU	1	4	0	0-2	0-7	10-9
Jacob Tobias (1)	8	March 1	NDSU	1	5	1	3-2	6-7	10-9
Will Rogers (2)	8	March 1	NDSU	0	5	1	0-0	9-9	10-9
Isaiah Jackson (2)	9	March 3	UC Irvine	0	2	1	2-2	1-5	6-16
Ryan Campos (2)	9	March 3	UC Irvine	0*	3	0	1-1	3-11	6-16
Jacob Tobias (2)	9	March 3	UC Irvine	0	5	1	0-0	4-11	6-16
Jacob Tobias (3)	11	March 5	UC Irvine	0*	3	0	1-1	0-6	2-7
Willie Cano (1)	13	March 8	at #13 Oklahoma St.	1	7	1	1-0	2-7	4-7
Ryan Campos (3)	15	March 11	UC Davis	1	5	2	2-0	3-0	6-4
Nu'u Contrades (1)	16	March 12	UC Davis	1	4	1	2-0	9-0	17-4
Ryan Campos (4)	16	March 12	UC Davis	1	4	2	0-0	12-0	17-4
Nu'u Contrades (2)	17	March 14	Utah Tech	0*	3	0	1-2	0-1	9-1
Luke Keaschall (3)	17	March 14	Utah Tech	2	3	0	1-0	2-1	9-1
Luke Keaschall (4)	18	March 17	@ Utah	0	6	2	1-0	7-4	9-7
Wyatt Crenshaw (3)	19	March 18	@ Utah	1	2	1	1-0	3-3	15-9
Luke Keaschall (5)	19	March 18	@ Utah	1	7	2	1-0	11-5	15-9
Wyatt Crenshaw (4)	20	March 19	@ Utah	0*	1	0	1-0	0-0	6-11
Luke Keaschall (6)	22	March 24	Arizona	1	1	2	1-0	0-2	6-5
Luke Keaschall (7)	22	March 24	Arizona	2	3	2	0-0	2-2	6-5
Nu'u Contrades (3)	23	March 25	Arizona	2	3	1	0-1	3-3	7-4
Wyatt Crenshaw (5)	24	March 26	Arizona	0*	3	0	0-2	2-3	10-6
Kien Vu (1)	24	March 26	Arizona	0	4	2	3-1	4-3	10-6
Nu'u Contrades (4)	24	March 26	Arizona	0*	5	0	0-0	5-3	10-6
Ryan Campos (5)	24	March 26	Arizona	0	6	2	0-2	9-3	10-6
Nu'u Contrades (5)	25	March 28	@ UNLV	1	7	0	1-1	3-2	6-2
Nu'u Contrades (6)	27	April 1	@ Cal	2	5	0	1-0	1-3	4-5
Isaiah Jackson (3)	29	April 4	Seattle U	1	2	2	2-2	9-5	11-6
Luke Hill (2)	30	April 6	Washington State	2	2	0	1-0	0-3	6-5
Jacob Tobias (4)	30	April 6	Washington State	0*	3	0	3-1	3-5	6-5
Isaiah Jackson (4)	31	April 7	Washington State	1	5	1	2-0	0-2	6-2
Ryan Campos (6)	31	April 7	Washington State	0*	5	0	1-1	2-2	6-2
Will Rogers (3)	32	April 8	Washington State	1	5	1	0-0	0-0	4-1
Nu'u Contrades (7)	32	April 8	Washington State	0*	3	0	2-1	2-1	4-1
Ryan Campos (7)	32	April 8	Washington State	0	8	8	1-0	3-1	4-1
Luke Hill (3)	33	April 11	@ GCU	2	3	0	2-2	2-9	13-10
Nick McLain (1)	33	April 11	@ GCU	1	9	2	2-1	11-9	13-10

*-Leadoff Home Run

GAME-WINNING RBI/Run (RBI/Run [When not an RBI] Responsible for the Go-Ahead Run and a Lead Not Relinquished)

Player	Gm #	Date	Opponent	Season #	Inning	Outs	Count	Result	Final
Will Rogers	1	Feb 17	SDSU	1	9	1	0-0	1B 7 RBI	6-5
Luke Keaschall	2	Feb 18	SDSU	1	1	0	0-0	HR 7	5-3
Jonny Weaver	3	Feb 19	SDSU	1	7	2	1-2	1B 7 RBI	1-0
Ryan Campos	4	Feb 21	UNLV	1	1	2	3-1	HR 7	6-3
Luke Keaschall	5	Feb 24	@ Miss St.	2	1	0	1-1	HR 7	13-4
Will Rogers	8	March 1	NDSU	2	9	1	0-0	HR 7	10-9
Luke Hill	14	March 10	UC Davis	1	1	0	3-2	1B 7 RBI	7-1
Ryan Campos	15	March 11	UC Davis	2	1	0	2-1	1B LL RBI	6-4
Ryan Campos	16	March 12	UC Davis	3	1	1	0-1	1B MI RBI	17-4
Luke Hill	17	March 14	Utah Tech	2	3	0	1-2	1B MI RBI	9-1
Luke Keaschall	18	March 17	@ Utah	3	4	1	3-1	1B LF 2 RBI	9-7
Wyatt Crenshaw	19	March 18	@ Utah	1	2	1	2-0	HR RF 2 RBI	15-9
Nu'u Contrades	21	March 22	#25 Grand Canyon	1	1	2	1-1	2B LF RBI	11-1
Luke Keaschall	22	March 24	Arizona	4	3	2	0-0	HR CF 3 RBI	6-5
Nu'u Contrades	23	March 25	Arizona	1	6	1	0-1	HR LF 3 RBI	7-4
Jacob Tobias	24	March 26	Arizona	1	3	1	2-0	F8 SF	10-6
Jacob Tobias	25	March 28	@ UNLV	2	6	0	0-1	3B 8 2 RBI	6-2
Wyatt Crenshaw	26	March 1	@ Cal	2	5	1	-	E8	4-1
Luke Hill	28	April 2	@ Cal	3	8	1	3-2	1B 5 RBI	15-10
Jacob Tobias	29	April 4	Seattle U	3	1	1	2-1	1B RS 2 RBI	9-6
Kien Vu	30	April 6	Washington State	1	9	1	3-2	1B 8 RBI	6-5
Ryan Campos	31	April 7	Washington State	4	6	0	1-1	HR RF	6-2
Will Rogers	32	April 8	Washington State	3	5	1	0-0	HR LF 2 RBI	4-1
Luke Hill	33	April 11	@ GCU	4	8	2	3-2	1B RC 2 RBI	13-10

DOUBLE PLAYS

Gm #	Date	Opponent	Pitcher (SZN #)	Scoring	Players	Inn.	Outs	Score	Final
1	Feb 17	SDSU	Dunn (1)	643 GDP	Hill-Keaschall-Long	1	1	0-0	6-5
1	Feb 17	SDSU	Stevenson (1)	543 GDP	Contrades-Keaschall-Long	5	1	3-0	6-5
2	Feb 18	SDSU	Tieding (1)	L3U DP	Long	7	0	2-0	5-3
5	Feb 24	@ Miss St.	Dunn (2)	63 GDP	Hill-Long	1	1	3-0	13-4
5	Feb 24	@ Miss St.	Stevenson (2)	543 GDP	Contrades-Keaschall-Weaver	5	0	13-0	13-4
5	Feb 24	@ Miss St.	Giblin (1)	543 GDP	Contrades-Keaschall-Weaver	8	1	13-4	13-4
7	Feb 26	@ Miss St.	Manning (1)	L4 DP	Keaschall	3	0	2-3	3-16
10	March 4	UC Irvine	Curtis (1)	361 GDP	Tobias-Hill-Curtis	3	1	0-2	9-10
10	March 4	UC Irvine	Curtis (2)	63 DP	Hill-Tobias	4	1	0-3	9-10
10	March 4	UC Irvine	Stevenson (3)	643 GDP	Hill-Keaschall-Tobias	6	1	5-6	9-10
11	March 5	UC Irvine	Pivaroff (1)	643 GDP	Hill-Keaschall-Long	7	1	0-6	2-7
11	March 5	UC Irvine	Gardner (1)	463 GDP	Keaschall-Hill-Long	8	1	0-6	2-7
11	March 5	UC Irvine	Wainscott (1)	643 GDP	Hill-Keaschall-Long	9	0	1-7	2-7
14	March 10	UC Davis	Dunn (3)	KSDP	Campos-Hill	1	1	0-0	7-1
15	March 11	UC Davis	Peery (1)	463 GDP	Keaschall-Hill-Tobias	7	1	5-4	6-4
16	March 12	UC Davis	Giblin (2)	L6U DP	Hill	2	1	3-0	17-4
17	March 14	Utah Tech	Peery (2)	463 GDP	Keaschall-Varnado-Tobias	9	0	9-1	9-1
20	March 19	@ Utah	Pivaroff (2)	463 GDP	Keaschall-Hill-Tobias	6	0	6-2	6-11
23	March 25	Arizona	Curtis (3)	463 GDP	Keaschall-Hill-Tobias	5	0	1-3	7-4
24	March 26	Arizona	Manning (2)	643 GDP	Hill-Keaschall-Tobias	6	1	7-3	10-6
26	March 31	@ Cal	Dunn (4)	63 GDP	Hill-Tobias	1	0	0-0	4-1
28	April 2	@ Cal	Giblin (3)	63 GDP	Hill-Tobias	1	1	0-0	15-10
29	April 4	Seattle U	Hansell (1)	L3U DP	Tobias	3	1	3-1	11-6
31	April 7	WSU	Tieding (2)	463 GDP	Keaschall-Hill-Tobias	6	0	2-2	6-2

2023 TROPHY CASE

Luke Keaschall

Pac-12 Player of the Week - March 20

Collegiate Baseball News National Players of the Week - March 20

Nu'u Contrades

Pac-12 Player of the Week - March 27

Ryan Campos

Golden Spikes Award - Midseason Watch List

Pac-12 Player of the Week - April 10

2022 TROPHY CASE

Ryan Campos

Pac-12 Conference - Honorable Mention - Catcher

NCBWA Freshman All-American - Catcher

Jacob Tobias

Pac-12 Conference - First Team - DH

Collegiate Baseball News Freshman All-American - DH

Brock Peery

Pac-12 All-Conference (Honorable Mention)

MLB Draft

Joe Lampe, OF, Cleveland Guardians, Round 3, Pick 95

Sean McLain, INF, Los Angeles Dodgers, Round 5, Pick 165

Nate Baez, C, Minnesota Twins, Round 12, Pick 354

Kyle Luckham, RHP, Washington Nationals, Round 15, Pick 441

Adam Tulloch, LHP, Cleveland Guardians, Round 15, Pick 451

Ethan Long, 1B, San Francisco Giants, Round 20, Pick 616

SAVES

No.	Date	Opponent	Pitcher (Save #)	IP (H, R, ER, BB, K)
1	2/18	SDSU	Brock Peery (1)	0.1 (1, 0-0, 0, 1)
2	2/21	UNLV	Brock Peery (2)	0.2 (0, 0-0, 0, 1)
3	3/11	UC Davis	Jesse Wainscott (1)	2.0 (0, 0-0, 0, 1)
4	3/17	@ Utah	Jesse Wainscott (2)	10 (2, 1-1, 0, 0)
5	3/24	Arizona	Blake Pivaroff (1)	10 (1, 1-1, 0, 2)
6	3/25	Arizona	Owen Stevenson (1)	2.0 (1, 1-0, 1, 2)
7	3/31	@ Cal	Owen Stevenson (2)	10 (0, 0-1, 3)
8	4/7	WSU	Owen Stevenson (3)	2.0 (1, 0-0, 0, 5)
9	4/8	WSU	Owen Stevenson (4)	10 (0, 0-0, 0, 2)

QUALITY STARTS

No.	Date	Opponent	Pitcher (QS #)	IP (H, R, ER, BB, K)
1	3/10	UC Davis	Ross Dunn (1)	6.0 (2, 1-1, 2, 8)
2	4/8	Washington St.	Khristian Curtis (1)	6.0 (4, 1-1, 1, 8)

2023 Sun Devil Baseball

SERIES STATS AND INDIVIDUAL STREAKS

SERIES STATS

HITTING	W-L	AVG.	R	H	2B	3B	HR	RBI	BB	SO
SDSU	3-0	.321	12	27	6	1	3	12	11	18
@MISS. ST.	1-2	.243	17	25	0	1	4	15	19	33
UCIRVINE	0-3	.272	17	28	3	2	4	17	10	26
OK STATE	0-2	.215	8	14	5	0	1	7	11	23
UC DAVIS	3-0	.409	30	45	9	0	3	28	11	10
@UTAH	2-1	.356	30	42	11	0	4	29	12	25
ARIZONA	3-0	.333	23	33	7	0	7	23	6	26
@CAL	2-1	.345	23	41	4	0	1	20	12	30
WASHINGTON STATE	3-0	.250	16	23	2	0	7	15	8	18
SINGLE GAME MIDWEEKS	7-0	.333	66	84	18	4	12	61	30	49

PITCHING	W-L	ERA	H	R	ER	BB	SO	SV	SCORE
SDSU	3-0	2.33	22	8	7	10	25	1	12-8
@MISS. ST.	1-2	9.00	28	25	25	17	26	0	17-25
UCIRVINE	0-3	7.33	32	33	22	20	23	0	17-33
OK STATE	0-2	7.88	20	15	14	12	10	0	8-15
UC DAVIS	3-0	3.00	20	9	9	6	25	1	30-9
@UTAH	2-1	7.96	28	27	23	14	20	1	30-27
ARIZONA	3-0	4.67	24	15	14	10	25	2	23-15
@CAL	2-1	4.50	21	16	13	11	24	1	23-16
WASHINGTON STATE	3-0	2.67	21	8	8	10	38	2	16-8
SINGLE GAME MIDWEEKS	7-0	4.00	63	32	28	19	62	1	66-22

STREAKS AND SUPERLATIVES

Multiple Hit Games	2	3	4	5+	Total
17 Campos, Ryan	9	5	1	-	15
18 Tobias, Jacob	12	3	-	-	15
32 Keaschall, Luke	11	3	1	-	15
6 Contrades, Nu'u	6	3	3	-	12
14 Crenshaw, Wyatt	10	2	-	-	12
7 Hill, Luke	7	4	-	-	11
24 Jackson, Isaiah	7	-	-	-	7
26 Cano, Willie	2	1	-	-	3
25 Long, Ethan	3	-	-	-	3
21 Rogers, Will	2	1	-	-	3
11 Vu, Kien	2	1	-	-	3
15 Newman, Trey	2	1	-	-	3
3 McClain, Nick	-	1	-	-	1
TEAM	73	25	5	0	103

Multiple RBI Games	2	3	4	5+	Total
18 Tobias, Jacob	8	2	1	-	11
14 Crenshaw, Wyatt	7	1	-	-	8
32 Keaschall, Luke	3	3	1	1	8
6 Contrades, Nu'u	3	3	1	1	8
7 Hill, Luke	1	3	-	1	5
25 Long, Ethan	2	1	-	-	3
21 Rogers, Will	3	-	-	-	3
26 Cano, Willie	3	-	-	-	3
17 Campos, Ryan	1	2	-	-	3
24 Jackson, Isaiah	3	-	-	-	3
3 McClain, Nick	-	-	1	-	1
TEAM	34	15	4	3	56

Hitting Streaks	Longest	Current
18 Tobias, Jacob	11	1
17 Campos, Ryan	11	3
32 Keaschall, Luke	11	6
7 Hill, Luke	8	6
14 Crenshaw, Wyatt	8	1
6 Contrades, Nu'u	8	2
15 Newman, Trey	7	-
11 Vu, Kien	7	1
25 Long, Ethan	5	-
26 Cano, Willie	4	-
24 Jackson, Isaiah	3	1
21 Rogers, Will	3	2
35 Beheler, Reese	2	-
8 Weaver, Jonny	1	1
2 Varnado, Drake	1	1
3 McClain, Nick	1	1

Reached Base Streaks	Longest	Current
17 Campos, Ryan	31	31
18 Tobias, Jacob	30	1
7 Hill, Luke	16	6
32 Keaschall, Luke	15	6
11 Vu, Kien	11	1
14 Crenshaw, Wyatt	10	1
25 Long, Ethan	10	-
6 Contrades, Nu'u	8	2
15 Newman, Trey	7	-
24 Jackson, Isaiah	5	3
26 Cano, Willie	4	4
21 Rogers, Will	3	2
35 Beheler, Reese	2	2
2 Varnado, Drake	1	1
8 Weaver, Jonny	1	1
3 McClain, Nick	1	1

2023 Sun Devil Baseball

ROSTER

PITCHERS (20)

No.	Name	Yr	B/T	HT	WT	Hometown (High School/Previous School)
48	Will Armbruster	Sr.	R/R	6'6"	235	Sammamish, WA (Eastside Catholic/New Mexico)
10	Christian Bodlovich	RS Jr.	R/R	6'0"	205	San Pedro, CA (Mira Costa)
27	Brandon Compton	Fr.	L/L	6'1"	210	Buckeye, AZ (Buckeye)
5	Khrstian Curtis	Jr.	R/R	6'5"	210	Groves, TX (Port Neches-Groves/Texas A&M)
46	Ross Dunn	Jr.	R/L	6'3"	225	Salt Lake City, UT (Cottonwood/Florida State)
19	Dylan Gardner	Jr.	R/R	6'5"	210	Meridian, ID (Borah/Big Bend CC)
40	Jonah Giblin	RS-So.	R/R	6'4"	230	Seattle, WA (Bainbridge/Phoenix College)
45	Ryan Hanks	Fr.	R/R	6'1"	205	Spring, TX (Klein Cain)
31	Josh Hansell	Jr.	R/R	6'6"	215	Chandler, AZ (Seton Catholic/Wichita State)
23	Stephen Hernandez	Fr.	L/L	6'2"	200	Chandler, AZ (Perry)
28	Austin Humphres	Fr.	L/L	6'3"	205	Surprise, AZ (Shadow Ridge)
37	Nolan Lebamoff	Gr.	R/R	6'3"	190	Fort Wayne, IN (Neuqua Valley/Valparaiso)
12	Timmy Manning	Jr.	L/L	6'2"	195	Pompano Beach, FL (Cardinal Gibbons, Florida)
13	Tyler Meyer	RS So.	R/R	6'3"	215	Riverbank, CA (Big Valley Chris/Stanislaus)
33	Brock Peery	Jr.	R/R	6'1"	195	Peoria, AZ (Mountain Ridge)
9	Blake Pivaroff	Jr.	L/R	6'0"	200	Laguna Beach, CA (Laguna Beach)
29	Owen Stevenson	Jr.	R/R	6'4"	205	San Francisco, CA (Sacred Heart Cathedral Prep, USF)
47	Matt Tieding	RS Jr.	R/R	6'3"	225	Fort Worth, TX (All Saints Episcopal/San Jac)
38	Tyler Valdez	Jr.	R/R	6'1"	180	Chandler, AZ (Perry/Chandler Gilbert)
39	Jesse Wainscott	RS Sr.	R/R	6'1"	200	Indianapolis, IN (Perry Meridian/Eastern Illinois)

CATCHERS (4)

41	Bronson Balholm	RS Sr.	S/R	6'0"	185	Los Angeles, CA (Notre Dame/Beloit College)
17	Ryan Campos	So.	L/R	5'9"	180	Mesa, AZ (Red Mountain)
15	Trey Newman	RS Jr.	R/R	5'9"	180	Scottsdale, AZ (Pinnacle/Central Arizona)
21	Will Rogers	So.	R/R	6'1"	210	Shoreview, MN (Moundsview)

INFIELDERS (10)

35	Reese Beheler	Fr.	L/R	6'2"	215	Sugar Land, TX (George Ranch)
26	Willie Cano	Sr.	R/R	6'2"	185	Gilbert, AZ (Mesquite/New Mexico)
6	Nu'u Contrades	Fr.	R/R	5'10"	190	Ewa Beach, HI (Saint Louis School)
14	Wyatt Crenshaw	Sr.	L/R	6'0"	180	Chandler, AZ (Perry/Colorado Christian)
7	Luke Hill	Fr.	R/R	6'0"	190	Baton Rouge, LA (Episcopal)
32	Luke Keaschall	Jr.	R/R	6'1"	190	Watsonville, CA (Aptos/San Francisco)
25	Ethan Long	Jr.	R/R	6'3"	215	Gilbert, AZ (Mountain Pointe)
18	Jacob Tobias	So.	L/R	6'1"	225	Bakersfield, CA (Liberty)
2	Drake Varnado	So.	R/R	6'1"	180	Port Neches, TX (IMG Academy/Arkansas)
8	Jonny Weaver	Gr.	R/R	6'0"	190	Ahwatukee, AZ (Mountain Pointe/Grand Canyon)

OUTFIELDERS (4)

24	Isaiah Jackson	Fr.	L/R	6'3"	205	Vail, AZ (Cienega)
3	Nick McLain	So.	S/L	5'10"	185	Tustin, CA (Beckman/UCLA)
22	Jose Vargas	Fr.	L/R	6'2"	190	League City, TX (Clear Springs)
11	Kien Vu	Fr.	L/L	5'11"	170	San Diego, CA (Point Loma)

COACHING STAFF

30	Willie Bloomquist	Head Coach
16	Mike Goff	Assistant Coach
20	Sam Peraza	Assistant Coach
36	Dan Jaffe	Assistant Coach

2023 Sun Devil Baseball

ROSTERS

NUMERICAL

No.	Name	Yr	Pos.	B/T	HT	WT	Hometown (High School)
2	Varnado, Drake	So.	INF	R/R	6'1"	180	Port Neches, TX (IMG Academy/Arkansas)
3	McLain, Nick	So.	OF	S/L	5'10"	185	Tustin, CA (Beckman/UCLA)
5	Curtis, Khristian	Jr.	RHP	R/R	6'5"	210	Groves, TX (Port Neches-Groves/Texas A&M)
6	Contrades, Nu'u	Fr.	INF	R/R	5'10"	190	Ewa Beach, HI (Saint Louis School)
7	Hill, Luke	Fr.	INF	R/R	6'0"	190	Baton Rouge, LA (Episcopal)
8	Weaver, Jonny	Gr.	INF	R/R	6'0"	190	Ahwatukee, AZ (Mountain Pointe/Grand Canyon)
9	Pivaroff, Blake	Jr.	RHP	L/R	6'0"	200	Laguna Beach, CA (Laguna Beach)
10	Bodlovich, Christian	RS Jr.	RHP	R/R	6'0"	205	San Pedro, CA (Mira Costa)
11	Vu, Kien	Fr.	OF	L/L	5'11"	170	San Diego, CA (Point Loma)
12	Manning, Timmy	Jr.	LHP	L/L	6'2"	195	Pompano Beach, FL (Cardinal Gibbons, Florida)
13	Meyer, Tyler	RS So.	RHP	R/R	6'3"	215	Riverbank, CA (Big Valley Chris/Stanslaus)
14	Crenshaw, Wyatt	Sr.	INF	L/R	6'0"	180	Chandler, AZ (Perry/Colorado Christian)
15	Newman, Trey	RS Jr.	C	R/R	5'9"	180	Scottsdale, AZ (Pinnacle/Central Arizona)
17	Campos, Ryan	So.	C	L/R	5'9"	180	Mesa, AZ (Red Mountain)
18	Tobias, Jacob	So.	INF	L/R	6'1"	225	Bakersfield, CA (Liberty)
19	Gardner, Dylan	Jr.	RHP	R/R	6'5"	210	Meridian, ID (Borah/Big Bend CC)
21	Rogers, Will	So.	UTL	R/R	6'1"	210	Shoreview, MN (Moundsview)
22	Vargas, Jose	Fr.	OF	L/R	6'2"	190	League City, TX (Clear Springs)
23	Hernandez, Stephen	Fr.	LHP	L/L	6'2"	200	Chandler, AZ (Perry)
24	Jackson, Isaiah	Fr.	OF	L/R	6'3"	205	Vail, AZ (Cienega)
25	Long, Ethan	Jr.	INF	R/R	6'3"	215	Gilbert, AZ (Mountain Pointe)
26	Cano, Willie	Sr.	INF	R/R	6'2"	185	Gilbert, AZ (Mesquite/New Mexico)
27	Compton, Brandon	Fr.	INF	L/L	6'1"	210	Buckeye, AZ (Buckeye)
28	Humphres, Austin	Fr.	LHP	L/L	6'3"	205	Surprise, AZ (Shadow Ridge)
29	Stevenson, Owen	Jr.	RHP	R/R	6'4"	205	San Francisco, CA (Sacred Heart Cathedral Prep, USF)
31	Hansell, Josh	Jr.	RHP	R/R	6'6"	215	Chandler, AZ (Seton Catholic/Wichita State)
32	Keaschall, Luke	Jr.	INF	R/R	6'1"	190	Watsonville, CA (Aptos/San Francisco)
33	Peery, Brock	Jr.	RHP	R/R	6'1"	195	Peoria, AZ (Mountain Ridge)
35	Beheler, Reese	Fr.	INF	L/R	6'2"	215	Sugar Land, TX (George Ranch)
37	Lebamoff, Nolan	Gr.	RHP	R/R	6'3"	190	Fort Wayne, IN (Neuqua Valley/Valparaiso)
38	Valdez, Tyler	Jr.	RHP	R/R	6'1"	180	Chandler, AZ (Perry/Chandler Gilbert)
39	Wainscott, Jesse	RS Sr.	RHP	R/R	6'1"	200	Indianapolis, IN (Perry Meridian/Eastern Illinois)
40	Giblin, Jonah	RS-So.	RHP	R/R	6'4"	230	Seattle, WA (Bainbridge/Phoenix College)
41	Balholm, Bronson	RS Sr.	C	S/R	6'0"	185	Los Angeles, CA (Notre Dame/Beloit College)
45	Hanks, Ryan	Fr.	RHP	R/R	6'1"	205	Spring, TX (Klein Cain)
46	Dunn, Ross	Jr.	LHP	R/L	6'3"	225	Salt Lake City, UT (Cottonwood/Florida State)
47	Tieding, Matt	RS Jr.	RHP	R/R	6'3"	225	Fort Worth, TX (All Saints Episcopal/San Jac)
48	Armbruester, Will	Sr.	RHP	R/R	6'6"	235	Samamish, WA (Eastside Catholic/New Mexico)

PRO-NUN-SEE-AY-SHUNS

Bronson Balholm - BALL-home
 Reese Beheler - bee-HEE-ler
 Christian Bodlovich – BOD-low-vich
 Ryan Campos - CAMP-ose
 Willie Cano - KAW-no
 Nu'u Contrades - New con-TRAW-dez
 Josh Hansell - HAN-sell
 Austin Humphres - Like Humphreys
 Isaiah Jackson - eye-ZAY-uh

Luke Keaschall - KEESH-ull
 Nolan Lebamoff - leh-buh-MOFF
 Tyler Meyer - MY-er
 Brock Peery - PEER-ee
 Blake Pivaroff - pivv-uh-ROFF
 Matt Tieding - tee-DING
 Jacob Tobias - toe-bye-us
 Drake Varnado - var-NAY-doe
 Kien Vu - KEY-en VOO

ALPHABETICAL

No.	Name	Pos.
48	Armbruester, Will	RHP
41	Balholm, Bronson	C
35	Beheler, Reese	INF
10	Bodlovich, Christian	RHP
17	Campos, Ryan	C
26	Cano, Willie	INF
27	Compton, Brandon	INF
6	Contrades, Nu'u	INF
14	Crenshaw, Wyatt	INF
5	Curtis, Khristian	RHP
46	Dunn, Ross	LHP
19	Gardner, Dylan	RHP
40	Giblin, Jonah	RHP
45	Hanks, Ryan	RHP
31	Hansell, Josh	RHP
23	Hernandez, Stephen	LHP
7	Hill, Luke	INF
28	Humphres, Austin	LHP
24	Jackson, Isaiah	OF
32	Keaschall, Luke	INF
37	Lebamoff, Nolan	RHP
25	Long, Ethan	INF
12	Manning, Timmy	LHP
3	McLain, Nick	OF
13	Meyer, Tyler	RHP
15	Newman, Trey	C
33	Peery, Brock	RHP
9	Pivaroff, Blake	RHP
21	Rogers, Will	UTL
29	Stevenson, Owen	RHP
47	Tieding, Matt	RHP
18	Tobias, Jacob	INF
38	Valdez, Tyler	RHP
22	Vargas, Jose	OF
2	Varnado, Drake	INF
11	Vu, Kien	OF
39	Wainscott, Jesse	RHP
8	Weaver, Jonny	INF

BY POSITION

Catchers	4
Pitchers	20
Infielders	10
Outfielders	4

BY CLASS

Seniors	7
Juniors	14
Sophomores	7
Freshmen	10

BATTING

Lefties	7
Righties	9
Switch	2

PITCHING

Righties	15
Lefties	5

2023 Sun Devil Baseball

LAST TIME

Hitting Categories	
Hit a grand slam.....	Nate Baez, March 13, 2022 vs. San Francisco (W, 17-10)
Team hit two grand slams.....	Will Rogers and Nate Baez, Feb. 20, 2022 vs. Dixie State (W, 17-8)
Team hit five or more home runs.....	5, Feb. 20, 2022 vs. Dixie State (W, 17-8)
Hit a walkoff HR.....	Will Rogers (solo shot), March 1, 2023, vs. North Dakota State (W, 10-9)
Led off the game with a HR.....	Wyatt Crenshaw, March 18, 2023 at Utah (L, 6-11)
Hit for the cycle.....	Travis Buck, March 7, 2003 vs. Southern Utah (W, 19-0)
Team hit for the cycle to open the game.....	April 27, 2003 vs. Washington State (HR/2B/1B/3B)
Team hit for the cycle on four consecutive batters.....	April 18, 2019 at Utah (2B, 3B, 1B, HR in 12th inning)
Hit back-to-back HRs.....	Ryan Campos and Ethan Long, Feb. 21, 2023 vs. UNLV (W, 6-3)
Hit back-to-back-to-back HRs.....	Trevor Hauver, Spencer Torkelson, Hunter Bishop, April 12, 2019 vs. #3 Oregon State (L, 4-6)
Hit two HRs in one game.....	Nate Baez, May 6, 2022 vs. Utah (W, 19-7)
Switch hitter homered from both sides in one game.....	Gage Workman, March 8, 2020 vs. Fresno State (W, 8-3)
A freshman hit two HR in one game.....	Ivan Brethowr, March 5, 2022 at San Diego State (W, 13-5)
Hit three HRs in one game.....	Joey DeMichele, May 1, 2011 vs. Stanford (TIES ASU RECORD)
Reached base 6+ times in one game.....	6, Joe Lampe, March 13, 2022, vs. San Francisco
A player hit two grand slams in one season.....	2, Nate Baez, 2022
Had five hits in one game.....	Trevor Hauver, April 2, 2019 vs. Long Beach State (5-for-6)
Had six hits in one game.....	Travis Buck, March 13, 2005 vs. Western Illinois (went 6-for-8, 3 RBI)
Had seven hits in one game.....	Jerry Mantlo, February 6, 1972 vs. Michigan
Had three doubles in one game.....	Luke Hill, March 12, 2023 vs. UC Davis (W, 17-4)
Had four doubles in one game.....	Travis Buck, February 28, 2004 vs. Connecticut (W, 16-5)
Hit two triples in one game.....	Gage Canning, March 3, 2018 vs. Oklahoma State
Had seven RBI in one game.....	Trevor Hauver, Feb. 24, 2019 vs. UC Davis (W, 17-2)
Had eight RBI in one game.....	Kiel Roling, March 17, 2007 vs. Maine
Had nine RBI in one game.....	Jeremy West, April 27, 2003 vs. Washington State
Stole four bases in one game.....	Drew Maggi, April 10, 2010 at Washington St. (TIES ASU RECORD)
Stole home.....	Jacob Tobias, March 13, 2022 vs. San Francisco
Struck out four or more times in one game.....	4, Gage Workman, Feb. 25, 2020 vs. New Mexico State (W, 6-5 (10 inn))
Hitter stranded seven runners on base.....	Joe Lampe (7), May 22, 2021 at USC (L, 1-6)
Recorded 13 total bases.....	Gage Canning (13), April 27 vs. Oregon (2 HR, 1 3B, 2 1B)
Had an inside-the-park home run.....	Hunter Haas, Feb. 27, 2020 vs. Hawaii (W, 6-5)
Had an inside-the-park home run AND a traditional home run in one game.....	Gage Canning, March 18, 2018 vs. Oregon (W, 18-4)
Scored five runs in one game.....	5, Joe Lampe, vs. San Francisco, March 13, 2022 (W, 17-10)
Was hit by a pitch two or more times.....	2, Sean McLain, at #13 UCLA, April 29, 2022
Team was hit by 5+ pitches.....	4, Conor Davis, Feb. 25, 2022 vs. BYU (L, 0-5)
Walked 4+ times.....	2, Brookshaw, vs. North Dakota State, March 1, 2023 (W, 10-9)
Opponent hit two HRs in one game.....	Evan Williams, at Oregon, March 23, 2019
Opponent hit a walkoff HR.....	Brock Jones, at #14 Stanford, April 10, 2022
Opponent hit a leadoff HR.....	
Pitching Categories	
Threw a no-hitter.....	Ryan Hingst, March 25, 2016 vs. Utah, (W, 5-0)
Threw a perfect game.....	Eddie Bane, March 2, 1973 vs. Cal State Northridge (W, 9-0)
Threw a one-hitter.....	Individual - Brian Flores, May 20, 2007 at Oregon State (W, 8-1)
	Team - Feb. 21, 2021 vs. Sacramento State (W, 3-1)
	Will Waldrip, Jan. 23, 1999 vs. Hawaii-Hilo (W, 3-0)
	Phil Keller, March 23, 1970 vs. Stanford (L, 1-0)
	Noah Bremer, at Washington, May 12, 2017 (L, 0-2)
	Grant Taylor, at Washington State, May 19, 2022 (L, 0-2)
	Justin Hall, May 8, 2021 at Cal (W, 5-3)
	Eli Lingos, March 30, 2018 at Washington St. (W, 7-0)
	Trevor Williams, 3/1/13 vs. Pacific (W, 8-1) and 3/9 vs. Long Beach State (W, 4-0)
	Brady Rodgers/Kramer Champlin, May 8 and 21, 2011 at Washington
	Alex Williams, at #1 Stanford, April 8, 2022 (L, 0-8)
	March 7, 2021 vs. Utah (5-0, 8 pitchers - school record)
	March 7 and 12, 2021 vs. Utah and Cal State Fullerton (5-0, 10-0)
	at Washington State, May 19, 2022 (L, 0-2)
	11 (7.1 IP), Tyler Thornton, April 30, 2021 vs. Rhode Island (W, 9-6)
	20, April 9, 2021 at Washington (W, 3-2 (15))
	Alec Marsh (10 in each), May 10, 2019 at Nebraska and May 17, 2019 at Cal
	Mike Leake (15), May 30, 2009 vs. Oral Roberts (CG, 4-1 Win in Tempo Regional)
	Cooper Hjerpe (12), at #3 Oregon State, March 18, 2022 (L, 0-2)
	Ryan Kellogg, May 14, 2015 vs. Washington State (W, 5-0)
	Ryan Kellogg, 11-1 (2013)
	Ross Dunn (3), March 17, 2023 at Utah (W, 9-7)
	Erik Tolman, April 23, 2019 vs. UNLV (W, 9-2)
	7.0 (Save), Tyler Thornton, April 30, 2021 vs. Rhode Island (W, 9-6)
	12, April 21, 2021 at GCU (school record)
	1 hit in 7.0 IP, Kai Murphy (starting debut), May 9, 2021 at Cal (W, 7-2)
Fielding Categories	
Had no errors in four straight games.....	April 20, 23, 26-27, 2019 at Utah, vs. UNLV, at Washington
Committed three or more errors in one game.....	Andrew Snow (3), Feb. 17, 2017 vs. Northwestern
Had 16 or more putouts in one game.....	Conor Davis (18), First Base, at Arizona, April 23, 2022 (W, 8-5)
Had 20 or more put outs in one game.....	Zach Wilson (20), First Base, April 21, 2011 at Cal
Had eight or more assists in one game.....	Hunter Haas (8), April 10, 2021 at Washington (W, 8-1)
	Sean McLain (8), April 17, 2021 vs. #18 Stanford (L, 9-11)
	Jordan Swagerty, March 17, 2010 vs. USC (2x in 2010)
	May 7, 2021 at Cal (L, 2-1)
	5, April 25, 2010, vs. Washington (TIES ASU RECORD)
	Eric Sogard (2B), Brett Wallace (1B) and Andrew Romine (SS), February 27, 2007 at Arizona
Scoring and Misc. Categories	
Recorded 20+ hits.....	20, March 12, 2023 vs. UC Davis
Recorded 20+ hits in back-to-back games.....	22 and 22, February 3-4, 2007 vs. Southern Utah
Scored 20+ runs.....	21, April 11, 2022 at Santa Clara (W, 21-1)
Scored 30+ runs.....	30, March 13, 2005 vs. Western Illinois (W, 30-13 in Baton Rouge, La.)
Scored 10+ runs in one inning.....	10, 9th Inning, April 11, 2022 at Santa Clara (W, 21-1)
Allowed 10+ runs in one inning.....	13, 6th Inning, April 29, 2022 at #13 UCLA (L, 2-19)
Allowed 5 or more home runs in a game.....	5, vs. Nebraska, March 1, 2020 (L, 10-18)
Allowed 3 or more home runs in an inning.....	3, at #14 Stanford, April 8, 2022
Walked 15+ times in a game.....	15, March 31, 2019 vs. Arizona (W, 17-16)
Walked 15+ opponent batters.....	15, March 18, 2022 at #3 Oregon State (L, 0-2)
Stranded 15+ ASU runners on base in one game.....	15, March 6, 2022 at San Diego State (W, 6-4)
Stranded 15+ opponent runners on base in one game.....	15, March 18, 2022 at #3 Oregon State (L, 0-2)
Surrendered a ninth inning lead.....	March 1, 2023 vs. NDSU (led 9-8, won 10-9)
Walked off an opponent.....	Feb. 19, 2023 vs. SDSU (W, 6-5)
Swept a three-game Pac-12 series.....	April 6-8, 2023 vs. WSU (6-5, 6-2, 4-1)
Swept a three-game Non-Conference series.....	March 10-12, vs. UC Davis (7-1, 6-4, 17-4)
Shut out an opponent twice in a series.....	March 26-28, 2021 vs. Washington St. (10-0, 5-7, 9-0)
Were swept in a Pac-12 series.....	April 29-May 1, 2022 at #13 UCLA (2-16, 5-7, 5-16)
Were swept in a Pac-12 series at home.....	May 27-29, 2021 vs. #13 UCLA (9-21, 5-8, 0-3)
Were swept in a three-game Non-Conference series.....	March 3-5, 2023 vs UC Irvine (6-16, 9-10, 2-7)
Played in extra innings.....	10, April 22, 2022 at Arizona (6-7)
Played in 14+ innings.....	16, April 9, 2021 at Washington (W, 3-2 (16))
Played back-to-back extra inning games.....	March 29-30, 2018, at Washington State (L, 8-7 (10)), (L, 4-3 (11))
Played a game lasting 5+ hours.....	5 hours, 4 minutes, April 9, 2021 at Washington (W, 3-2 (16))
ASU overcame a five-run deficit.....	7, April 11, 2023, at GCU (Down 9-2, W 13-10)
ASU overcame multiple five-run deficits in a season.....	2, 2023 (7 vs. NDSU (W), 7 vs GCU (W))

2023 Sun Devil Baseball

SITUATIONAL RECORDS/PITCHING STAFF

Record When...

Overall	24-9	Opponent 0-2 runs.....	8-0	Hit 0 home runs.....	5-3
Conference	10-2	3-5 runs	9-2	1 home run	6-4
Non-Conference	14-7	6-9 runs	5-3	2+ home runs.....	13-2
Home games	17-3	10+ runs.....	2-4	Opponent 0 home runs.....	14-1
Away games	6-6	Scored in 1st inning	12-4	1 home run	5-4
Neutral site	1-0	Opp. scored in 1st	8-5	2+ HRs	5-4
Day games	9-7	Scores first.....	14-5	Made 0 errors	11-3
Night games	15-2	Opp. scores first.....	10-4	1 error	10-4
vs Left starter	6-2	After 6 leading	20-2	2+ errors	3-2
vs Right starter	18-7	trailing	3-7	Opp. made 0 errors.....	10-6
1-Run games.....	5-2	tied	1-0	1 error	10-2
2-Run games	3-0	After 7 leading	21-1	2+ errors	4-1
5+Run games.....	8-4	trailing	3-7	Out-hit opponent	18-2
Extra innings.....	0-0	tied	0-1	Out-hit by opponent	3-6
Shutouts	1-0	After 8 leading	22-0	Hits are tied	3-1
Scoring 0-2 runs	1-2	trailing	1-8		
3-5 runs.....	3-4	tied	1-1		
6-9 runs.....	11-3				
10+ runs	9-0				

A Look At the Pitching Staff

Arizona State Starters

Pitcher	Starts/QS	QS Pct.	PC/Start	IP/Start	ER Against/Start	Runs For/Start	PCK	DP	Team Record
Dunn	8/1	12.5	666/83.3	35.0/4.4	12/1.5	34/4.3	0	4	7-1
Curtis	8/1	12.5	621/77.6	37.1/4.7	24/3.0	26/3.3	0	3	5-3
Giblin	5/0	0.0	322/64.4	19.2/3.9	11/2.2	33/6.6	0	2	4-1
Stevenson	3/0	0.0	136/45.3	8.0/2.7	6/2.0	9/3.0	0	0	2-1
Manning	3/0	0.0	171/57.0	9.0/3.0	10/3.3	2/0.7	0	1	1-2
Hansell	3/0	0.0	156/52.0	8.1/2.7	5/1.7	3/1.0	0	0	3-0
Tieding	3/0	0.0	122/40.7	6.2/2.2	8/2.7	6/2.0	0	0	2-1

Arizona State Bullpen (Relief Appearances Stats Only)

Reliever	APP	IP	H	R	ER	BB	SO	SV	ERA	Hold	IR/Scored	1st Bat. Faced/Ret.
Peery	16	10.1	6	1	1	5	12	2	0.87	2	21/9	16/6
Lebamoff	17	14.0	7	4	3	12	11	0	1.93	6	11/2	17/13
Hansell	6	9.1	7	2	2	4	6	0	1.93	0	0/0	6/5
Valdez	5	4.1	3	1	1	2	4	0	2.08	0	2/0	5/4
Tieding	13	23.1	17	11	7	4	11	0	2.70	3	12/6	13/7
Giblin	6	11.2	9	4	4	4	11	0	3.09	2	3/1	6/4
Pivaroff	17	18.2	15	11	10	6	18	1	4.82	6	2/0	17/13
Manning	9	19.0	16	11	11	7	23	0	5.21	3	4/0	9/8
Stevenson	11	22.0	19	14	13	12	24	4	5.32	1	0/0	11/7
Bodlovich	9	4.0	12	6	4	1	2	0	9.00	2	14/8	9/3
Gardner	7	5.1	5	7	7	6	4	0	11.81	0	0/0	7/2
Humphres	4	2.1	5	4	4	1	4	0	15.43	0	0/0	4/1
Armbruster	2	1.1	2	1	1	0	0	0	6.75	0	0/0	2/2
Hanks	1	0.1	1	0	0	1	1	0	0.00	0	3/3	1/0
Rogers	1	0.1	2	4	4	1	0	0	99.00	0	0/0	1/0
Wainscott	16	20.2	24	16	15	5	18	1	6.53	3	10/5	16/10

2023 Sun Devil Baseball

TEAM AND INDIVIDUAL RANKINGS

NATIONAL/LEAGUE RANKINGS

Category	Team	Nat'l	Pac-12	Value
Base on Balls (295 ranked)		200	8	130
Batting Average (295 ranked)		14	1	0.316
Double Plays (295 ranked)		69	2	24
Double Plays Per Game (295 ranked)		109	7	0.73
Doubles (295 ranked)		81	4	65
Doubles Per Game (295 ranked)		108	6	197
Earned Run Average (295 ranked)		83	8	5.04
Fielding Percentage (295 ranked)		50	4	0.977
Hit Batters (295 ranked)		50	1	49
Hit by Pitch (295 ranked)		209	9	31
Hits (295 ranked)		13	1	362
Hits Allowed Per Nine Innings (295 ranked)		65	7	8.63
Home Runs (295 ranked)		47	2	46
Home Runs Per Game (295 ranked)		60	6	139
On Base Percentage (295 ranked)		78	4	0.394
Runs (295 ranked)		73	3	242
Sacrifice Bunts (291 ranked)		195	7	8
Sacrifice Flies (295 ranked)		19	1	20
Scoring (295 ranked)		87	4	73
Shutouts (112 ranked)		112	7	1
Slugging Percentage (295 ranked)		39	3	0.506
Stolen Bases (295 ranked)		138	4	36
Stolen Bases Per Game (295 ranked)		155	6	109
Strikeout-to-Walk Ratio (295 ranked)		90	8	216
Strikeouts Per Nine Innings (295 ranked)		153	6	8.6
Triples (295 ranked)		108	5	7
Triples Per Game (295 ranked)		135	5	0.21
WHIP (295 ranked)		58	5	14
WL Pct (295 ranked)		19	2	0.727
Walks Allowed Per Nine Innings (295 ranked)		66	8	3.99

Category	Individual	Nat'l	Pac-12	Value
Base on Balls (118 ranked)	Ryan Campos	85	4	26
Base on Balls Per Game (150 ranked)	Ryan Campos	150	7	0.79
Batting Average (248 ranked)	Ryan Campos	30	2	0.413
	Luke Hill	248	8	0.35
Doubles (93 ranked)	Luke Keaschall	30	1	13
	Wyatt Crenshaw	59	2	12
Doubles Per Game (150 ranked)	Luke Keaschall	60	1	0.39
	Wyatt Crenshaw	116	5	0.36
Earned Run Average (199 ranked)	Ross Dunn	116	4	3.09
Games Started (18 ranked)	Khristian Curtis	18	1	8
	Ross Dunn	18	1	8
Hits (133 ranked)	Ryan Campos	42	1	50
	Luke Keaschall	108	4	45
	Nu'u Contrades	133	5	44
Hits Per Game (150 ranked)	Ryan Campos	70	3	1.52
	Nu'u Contrades	150	7	1.42
On Base Percentage (149 ranked)	Ryan Campos	23	1	0.523
Pitching Appearances (104 ranked)	Nolan Lebamoff	31	6	17
	Blake Pivaroff	31	6	17
	Brock Peery	54	10	16
	Matt Tieding	54	10	16
	Jesse Wainscott	54	10	16
Runs (145 ranked)	Ryan Campos	39	1	40
Runs Batted In (122 ranked)	Jacob Tobias	104	4	35
Runs Batted In Per Game (147 ranked)	Jacob Tobias	147	8	1.09
Runs Per Game (149 ranked)	Ryan Campos	63	3	1.21
Sacrifice Flies (145 ranked)	Isaiah Jackson	12	2	5
	Wyatt Crenshaw	145	12	3
	Luke Hill	145	12	3
Saves (397 ranked)	Owen Stevenson	69	6	4
	Brock Peery	200	14	2
	Jesse Wainscott	200	14	2
	Blake Pivaroff	397	20	1
Slugging Percentage (250 ranked)	Ryan Campos	143	7	0.661
	Luke Keaschall	222	10	0.623
Stolen Bases (124 ranked)	Luke Keaschall	97	3	13
Stolen Bases Per Game (147 ranked)	Luke Keaschall	147	5	0.39
Strikeouts (144 ranked)	Ross Dunn	115	5	49
Strikeouts Per Nine Innings (150 ranked)	Ross Dunn	32	2	12.6
Total Bases (139 ranked)	Luke Keaschall	102	2	81
	Ryan Campos	113	4	80
Toughest to Strike Out (150 ranked)	Ryan Campos	66	3	10.1
Triples (143 ranked)	Jacob Tobias	42	4	3
Triples Per Game (145 ranked)	Jacob Tobias	99	8	0.09
Victories (100 ranked)	Ross Dunn	100	2	4

2023 Sun Devil Baseball

RECORD BY POSITION STARTS

LF

Will Rogers, 15 (11-4)
Vu, 9 (7-2)
Campos, 8 (6-2)
Crenshaw, 1 (0-1)

CF

Jackson, 29 (21-8)
Vu, 4 (3-1)

RF

Crenshaw, 28 (22-6)
Vu, 3 (1-2)
McLain, 1 (1-0)
Long, 1 (0-1)

SS

Hill, 32 (23-9)
Varnado, 1 (1-0)

2B

Keaschall, 33 (24-9)

3B

Contrades, 32 (23-8)
Cano, 1 (0-1)
Weaver, 1 (1-0)

SP

Dunn, 8 (7-1)
Curtis, 8 (5-3)
Giblin, 5 (4-1)
Stevenson, 3 (2-1)
Manning, 3 (1-2)
Hansell, 3 (3-0)
Tieding, 3 (2-1)

1B

Tobias, 25 (19-6)
Long, 8 (5-3)

DH

Cano, 11 (10-1)
Jacob Tobias, 7 (4-3)
Rogers, 5 (5-0)
Crenshaw, 4 (2-2)
Long, 3 (1-2)
Beheler, 2 (1-1)
Weaver, 1 (1-0)

C

Ryan Campos, 25 (18-7)
Newman, 8 (6-2)

2023 Sun Devil Baseball


TV/RADIO ROSTER



#2, Drake Varnado
So. • INF • R/R • 6-1 • 180



#3, Nick McLain
So.. • OF • S/R • 5-10 • 185



#5, Khristian Curtis
Jr. • RHP • R/R • 6-5 • 210




#6, Nu'u Contrades
Fr. • INF • R/R • 5-10 • 190




#7, Luke Hill
Fr. • INF • R/R • 6-0 • 190



#8, Waver, Jonny
Gr. • INF • R/R • 6-0 • 190



#9, Blake Pivaroff
Jr. • RHP • L/R • 6-0 • 200



#10, Christian Bodlovich
Jr. • RHP • R/R • 6-0 • 205




#11, Kien Vu
Fr. • OF • L/L • 5-11 • 170



#12, Timmy Manning
Jr. • LHP • L/L • 6-2 • 195




#14, Wyatt Crenshaw
Sr. • INF • L/R • 6-0 • 180



#15, Trey Newman
R.Jr. • C • R/R • 5-9 • 180



#17, Ryan Campos
So. • C • L/R • 5-9 • 180



#18, Jacob Tobias
So. • INF • L/R • 6-1 • 225




#19, Dylan Gardner
Jr. • RHP • R/R • 6-5 • 210



#21, Will Rogers
So. • C/OF • R/R • 6-1 • 210



#22, Jose Vargas
Fr. • OF • L/R • 6-2 • 190



#23, Stephen Hernandez
Fr. • LHP • L/L • 6-2 • 200



#24, Isaiah Jackson
Fr. • OF • L/R • 6-3 • 205



#25, Ethan Long
Jr. • INF • R/R • 6-3 • 215

2023 Sun Devil Baseball

TV/RADIO ROSTER



#26, Willie Cano
Sr. • INF • R/R • 6-2 • 185



#28, Austin Humphres
Fr. • LHP • L/L • 6-1 • 210




#29, Owen Stevenson
Jr. • RHP • R/R • 6-4 • 205



#31, Josh Hansell
Jr. • RHP • R/R • 6-6 • 215



#32, Luke Keaschall
Jr. • INF • R/R • 6-1 • 190



#33, Brock Peery
Jr. • RHP • R/R • 6-1 • 195



#35, Reese Beheler
Fr. • INF • L/R • 6-2 • 215



#37, Nolan Lebamoff
Gr. • RHP • R/R • 6-3 • 190



#38, Tyler Valdez
Jr. • RHP • R/R • 6-1 • 180




#39, Jesse Wainscott
R.Sr. • RHP • R/R • 6-1 • 200




#40, Jonah Giblin
R-So. • RHP • R/R • 6-4 • 230



#41, Bronson Balholm
R-Sr. • C • S/R • 6-0 • 185



#45, Ryan Hanks
Fr. • RHP • R/R • 6-1 • 205



#46, Ross Dunn
Jr. • LHP • R/L • 6-3 • 225



#47, Matt Tieding
R-Jr. • RHP • R/R • 6-3 • 225



#48, Will Armbruster
Sr. • RHP • R/R • 6-6 • 235



#30, Willie Bloomquist
HEAD COACH



#16, Mike Goff
ASSISTANT COACH



#20, Sam Peraza
PITCHING COACH



#36, Dan Jaffe
ASSISTANT COACH

2023 Sun Devil Baseball

Statistics Summary for Arizona State (as of Apr 13, 2023)

(All games)

Record: 24-9 Home: 17-3 Away: 5-6 Neutral: 2-0 Pac-12: 10-2

Date	Opponent	Score	Player	avg	slug	ob%	g	ab	r	h	2b	3b	hr	rbi	bb	so	sb	cs	e
2/17	SAN DIEGO STATE	w 6-5	Campos, Ryan	.413	.661	.523	33	121	40	50	7	1	7	21	26	12	2	1	2
2/18	SAN DIEGO STATE	w 5-3	Hill, Luke	.350	.504	.423	32	117	28	41	9	0	3	25	15	23	3	2	6
2/19	SAN DIEGO STATE	w 1-0	Contrades, Nu'u	.349	.563	.382	31	126	29	44	6	0	7	30	6	27	5	1	5
2/21	UNLV	w 6-3	Tobias, Jacob	.347	.517	.444	32	118	17	41	2	3	4	35	21	21	1	0	1
2/24	at Mississippi State	w 13-4	Keaschall, Luke	.346	.623	.448	33	130	33	45	13	1	7	31	17	20	13	1	5
2/25	at Mississippi State	L 1-5	Crenshaw, Wyatt	.295	.504	.331	33	139	28	41	12	1	5	23	8	33	3	1	0
2/26	at Mississippi State	L 3-16	Vu, Kien	.292	.415	.395	24	65	13	19	3	1	1	6	7	23	3	1	0
3/1	NORTH DAKOTA STATE	w 10-9	Jackson, Isaiah	.242	.434	.316	31	99	17	24	7	0	4	17	6	37	4	3	2
3/3	UC IRVINE	L 6-16	Rogers, Will	.192	.356	.238	23	73	11	14	3	0	3	9	5	26	2	0	1
3/4	UC IRVINE	L 9-10	-----																
3/5	UC IRVINE	L 2-7	Mclain, Nick	.500	1.000	.500	1	6	2	3	0	0	1	4	0	0	0	0	0
3/7	at #13 Oklahoma State	L 4-8	Newman, Trey	.333	.364	.333	10	33	5	11	1	0	0	3	0	9	0	0	0
3/8	at #13 Oklahoma State	L 4-7	Cano, Willie	.286	.405	.407	14	42	7	12	2	0	1	11	9	9	0	0	0
3/10	UC DAVIS	w 7-1	Long, Ethan	.270	.514	.438	12	37	8	10	0	0	3	9	8	7	0	0	2
3/11	UC DAVIS	w 6-4	Beheler, Reese	.231	.231	.333	8	13	2	3	0	0	0	1	2	4	0	0	0
3/12	UC DAVIS	w 17-4	Varnado, Drake	.182	.182	.182	6	11	2	2	0	0	0	1	0	2	0	0	0
3/14	UTAH TECH	w 9-1	Weaver, Jonny	.154	.154	.154	6	13	0	2	0	0	0	1	0	4	0	1	0
*3/17	vs Utah	w 9-7	Balholm, Bronson	.000	.000	.000	2	2	0	0	0	0	0	0	0	1	0	0	0
*3/18	at Utah	w 15-9	Totals	.316	.506	.394	33	1145	242	362	65	7	46	227	130	258	36	11	28
*3/19	at Utah	L 6-11	Opponents	.252	.395	.350	33	1108	188	279	55	7	30	176	129	278	38	6	25
3/22	#25 GRAND CANYON	w 11-1																	
*3/24	ARIZONA	w 6-5	LOB - Team (249), Opp (252). DPs turned - Team (24), Opp (23). IBB - Team (5),																
*3/25	ARIZONA	w 7-4	Long, E. 2, Keaschall, L 1, Tobias, J. 1, Campos, R. 1, Opp (2). Picked off -																
*3/26	ARIZONA	w 10-6	Hill, L. 2, Crenshaw, W. 2, Keaschall, L 2, Campos, R. 1, Contrades, N 1.																
3/28	vs UNLV	w 6-2																	
*3/31	at CAL	w 4-1	Player	era	w-l	app	gs	cg	sh	sv	ip	h	r	er	bb	so	avg	hr	
*4/1	at CAL	L 4-5	Dunn, Ross	3.09	4-1	8	8	0	0	0	35.0	30	20	12	19	49	.226	2	
*4/2	at CAL	w 15-10	Giblin, Jonah	4.31	1-0	11	5	0	0	0	31.1	29	17	15	11	22	.259	3	
4/4	SEATTLE U	w 11-6	Tieding, Matt	4.50	3-1	16	3	0	0	0	30.0	30	19	15	7	14	.265	6	
*4/6	WASHINGTON STATE	w 6-5	Stevenson, Owen	5.70	1-1	14	3	0	0	4	30.0	33	22	19	13	31	.280	3	
*4/7	WASHINGTON STATE	w 6-2	Curtis, Khristian	5.79	3-2	8	8	0	0	0	37.1	33	26	24	21	40	.236	2	
*4/8	WASHINGTON STATE	w 4-1	-----																
4/11	at Grand Canyon	w 13-10	Hanks, Ryan	0.00	0-0	1	0	0	0	0	0.1	1	0	0	1	1	.500	0	
			Peery, Brock	0.87	3-0	16	0	0	0	2	10.1	6	1	1	5	12	.182	0	
			Lebamoff, Nolan	1.93	3-0	17	0	0	0	0	14.0	7	4	3	12	11	.143	0	
			Valdez, Tyler	2.08	0-0	5	0	0	0	0	4.1	3	1	1	2	4	.188	0	
			Hansell, Josh	3.57	2-0	9	3	0	0	0	17.2	15	8	7	6	16	.217	3	
			Pivaroff, Blake	4.82	2-1	17	0	0	0	1	18.2	15	11	10	6	18	.211	2	
			Wainscott, Jesse	6.53	1-1	16	0	0	0	2	20.2	24	16	15	5	18	.293	4	
			Manning, Timmy	6.75	1-2	12	3	0	0	0	28.0	27	21	21	12	32	.252	1	
			Armbruester, Will	6.75	0-0	2	0	0	0	0	1.1	2	1	1	0	0	.333	1	
			Bodlovich, Christian	9.00	0-0	9	0	0	0	0	4.0	12	6	4	1	2	.522	2	
			Gardner, Dylan	11.81	0-0	7	0	0	0	0	5.1	5	7	7	6	4	.250	0	
			Humphres, Austin	15.43	0-0	4	0	0	0	0	2.1	5	4	4	1	4	.417	1	
			Rogers, Will	99.00	0-0	1	0	0	0	0	0.1	2	4	4	1	0	1.000	0	
			Totals	5.04	24-9	33	33	0	1	9	291.0	279	188	163	129	278	.252	30	
			Opponents	7.30	9-24	33	33	0	0	3	281.0	362	242	228	130	258	.316	46	

* = Conference game

PB - Team (6), Campos, R. 4, Balholm, B. 1, Newman, T. 1, Opp (7). Pickoffs - Team (2), Campos, R. 2, Opp (8). SBA/ATT - Campos, R. (32-36), Dunn, R. (11-12), Curtis, K. (8-9), Newman, T. (6-7), Manning, T. (6-6), Wainscott, J (5-5), Giblin, J. (1-3), Stevenson, O (1-2), Hansell, J. (2-2), Tieding, M. (1-2), Pivaroff, B. (1-1), Bodlovich, C (1-1), Lebamoff, N. (1-1).

Score by innings	1	2	3	4	5	6	7	8	9	Total
Arizona State	32	25	24	34	35	21	21	35	15	242
Opponents	28	17	31	15	14	19	22	30	12	188

Win-loss breakdowns: Day 9-7; Night 15-2; vs Left 6-2; vs Right 18-7;
 1-run games 5-2; 2-run games 3-0; 5+run games 8-4; Extra inns 0-0; Shutouts 1-0.
 Current streak: Won 6; Longest winning streak: 6; Longest losing streak: 5.
 Attendance: Home 63704 (avg 3185); Away 54780 (avg 4213); Total 118484 (avg 3590).

2023 Sun Devil Baseball
Overall Statistics for Arizona State (as of Apr 13, 2023)
(All games Sorted by Batting avg)

Record: 24-9 Home: 17-3 Away: 5-6 Neutral: 2-0 Pac-12: 10-2

Player	avg	gp-gs	ab	r	h	2b	3b	hr	rbi	tb	slg%	bb	hp	so	gdp	ob%	sf	sh	sb-att	po	a	e	fld%
17 Campos, Ryan	.413	33-33	121	40	50	7	1	7	21	80	.661	26	3	12	2	.523	1	0	2-3	231	19	2	.992
7 Hill, Luke	.350	32-32	117	28	41	9	0	3	25	59	.504	15	2	23	2	.423	3	0	3-5	48	87	6	.957
6 Contrades, Nu'u	.349	31-31	126	29	44	6	0	7	30	71	.563	6	2	27	1	.382	2	0	5-6	16	43	5	.922
18 Tobias, Jacob	.347	32-32	118	17	41	2	3	4	35	61	.517	21	1	21	1	.444	2	0	1-1	181	13	1	.995
32 Keaschall, Luke	.346	33-33	130	33	45	13	1	7	31	81	.623	17	7	20	1	.448	0	1	13-14	59	87	5	.967
14 Crenshaw, Wyatt	.295	33-33	139	28	41	12	1	5	23	70	.504	8	1	33	1	.331	3	2	3-4	46	0	0	1.000
11 Vu, Kien	.292	24-16	65	13	19	3	1	1	6	27	.415	7	4	23	0	.395	0	1	3-4	54	3	0	1.000
24 Jackson, Isaiah	.242	31-29	99	17	24	7	0	4	17	43	.434	6	7	37	1	.316	5	1	4-7	70	1	2	.973
21 Rogers, Will	.192	23-20	73	11	14	3	0	3	9	26	.356	5	0	26	4	.238	2	0	2-2	21	1	1	.957

3 McClain, Nick	.500	1-1	6	2	3	0	0	1	4	6	1.000	0	0	0	0	.500	0	0	0-0	2	1	0	1.000
15 Newman, Trey	.333	10-8	33	5	11	1	0	0	3	12	.364	0	0	9	0	.333	0	2	0-0	47	5	0	1.000
26 Cano, Willie	.286	14-12	42	7	12	2	0	1	11	17	.405	9	1	9	2	.407	2	1	0-0	0	1	0	1.000
25 Long, Ethan	.270	12-12	37	8	10	0	0	3	9	19	.514	8	3	7	3	.438	0	0	0-0	62	2	2	.970
35 Beheler, Reese	.231	8-2	13	2	3	0	0	0	1	3	.231	2	0	4	0	.333	0	0	0-0	3	0	0	1.000
2 Varnado, Drake	.182	6-1	11	2	2	0	0	0	1	2	.182	0	0	2	0	.182	0	0	0-0	6	7	0	1.000
8 Weaver, Jonny	.154	6-2	13	0	2	0	0	0	1	2	.154	0	0	4	0	.154	0	0	0-1	8	2	0	1.000
41 Balholm, Bronson	.000	2-0	2	0	0	0	0	0	0	0	.000	0	0	1	0	.000	0	0	0-0	4	0	0	1.000
Totals	.316	33	1145	242	362	65	7	46	227	579	.506	130	31	258	18	.394	20	8	36-47	873	297	28	.977
Opponents	.252	33	1108	188	279	55	7	30	176	438	.395	129	49	278	18	.350	20	7	38-44	843	279	25	.978

LOB - Team (249), Opp (252). DPs turned - Team (24), Opp (23). IBB - Team (5), Long, E. 2, Keaschall, L 1, Tobias, J. 1, Campos, R. 1, Opp (2). Picked off - Hill, L. 2, Crenshaw, W. 2, Keaschall, L 2, Campos, R. 1, Contrades, N 1.

(All games Sorted by Earned run avg)

Player	era	w-l	app	gs	cg	sho	sv	ip	h	r	er	bb	so	2b	3b	hr	b/avg	wp	hp	bk	sfa	sha
46 Dunn, Ross	3.09	4-1	8	8	0	0/0	0	35.0	30	20	12	19	49	4	2	2	.226	4	7	0	1	1
40 Giblin, Jonah	4.31	1-0	11	5	0	0/1	0	31.1	29	17	15	11	22	6	0	3	.259	6	2	0	7	1
47 Tieding, Matt	4.50	3-1	16	3	0	0/0	0	30.0	30	19	15	7	14	5	0	6	.265	0	8	1	2	3
29 Stevenson, Owen	5.70	1-1	14	3	0	0/0	4	30.0	33	22	19	13	31	5	1	3	.280	1	4	0	0	0
5 Curtis, Khristian	5.79	3-2	8	8	0	0/0	0	37.1	33	26	24	21	40	8	1	2	.236	5	5	0	2	0

45 Hanks, Ryan	0.00	0-0	1	0	0	0/0	0	0.1	1	0	0	1	1	1	0	0	.500	1	0	0	0	0
33 Peery, Brock	0.87	3-0	16	0	0	0/0	2	10.1	6	1	1	5	12	2	0	0	.182	0	8	0	0	1
37 Lebamoff, Nolan	1.93	3-0	17	0	0	0/0	0	14.0	7	4	3	12	11	1	0	0	.143	0	0	0	0	1
38 Valdez, Tyler	2.08	0-0	5	0	0	0/0	0	4.1	3	1	1	2	4	1	0	0	.188	1	0	0	0	0
31 Hansell, Josh	3.57	2-0	9	3	0	0/0	0	17.2	15	8	7	6	16	3	1	3	.217	4	1	0	0	0
9 Pivaroff, Blake	4.82	2-1	17	0	0	0/0	1	18.2	15	11	10	6	18	2	0	2	.211	0	3	0	0	0
39 Wainscott, Jesse	6.53	1-1	16	0	0	0/1	2	20.2	24	16	15	5	18	7	2	4	.293	4	2	0	4	0
12 Manning, Timmy	6.75	1-2	12	3	0	0/1	0	28.0	27	21	21	12	32	5	0	1	.252	2	4	0	3	0
48 Armbruester, Will	6.75	0-0	2	0	0	0/0	0	1.1	2	1	1	0	0	1	0	1	.333	0	0	0	0	0
10 Bodlovich, Christian	9.00	0-0	9	0	0	0/1	0	4.0	12	6	4	1	2	1	0	2	.522	1	0	0	0	0
19 Gardner, Dylan	11.81	0-0	7	0	0	0/0	0	5.1	5	7	7	6	4	1	0	0	.250	1	2	0	0	0
28 Humphres, Austin	15.43	0-0	4	0	0	0/0	0	2.1	5	4	4	1	4	2	0	1	.417	0	2	0	0	0
21 Rogers, Will	99.00	0-0	1	0	0	0/0	0	0.1	2	4	4	1	0	0	0	0	1.000	1	1	0	1	0
Totals	5.04	24-9	33	33	0	1/1	9	291.0	279	188	163	129	278	55	7	30	.252	31	49	1	20	7
Opponents	7.30	9-24	33	33	0	0/0	3	281.0	362	242	228	130	258	65	7	46	.316	20	31	1	20	8

PB - Team (6), Campos, R. 4, Balholm, B. 1, Newman, T. 1, Opp (7). Pickoffs - Team (2), Campos, R. 2, Opp (8). SBA/ATT - Campos, R. (32-36), Dunn, R. (11-12), Curtis, K. (8-9), Newman, T. (6-7), Manning, T. (6-6), Wainscott, J (5-5), Giblin, J. (1-3), Stevenson, O (1-2), Hansell, J. (2-2), Tieding, M. (1-2), Pivaroff, B. (1-1), Bodlovich, C (1-1), Lebamoff, N. (1-1).

2023 Sun Devil Baseball
Game Results for Arizona State (as of Apr 13, 2023)
(All games)

Date	Opponent	Score	Inns	Overall	Pac-12	Pitcher of record	Attend	Time
Feb 17, 2023	SAN DIEGO STATE	w 6-5	9	1-0-0	0-0-0	Peery, B. (W 1-0)	3180	3:15
Feb 18, 2023	SAN DIEGO STATE	w 5-3	9	2-0-0	0-0-0	Curtis, K. (W 1-0)	3026	3:24
Feb 19, 2023	SAN DIEGO STATE	w 1-0	9	3-0-0	0-0-0	Wainscott, J (W 1-0)	3085	2:40
Feb 21, 2023	UNLV	w 6-3	9	4-0-0	0-0-0	Tieding, M. (W 1-0)	2428	2:35
Feb 24, 2023	at Mississippi State	w 13-4	9	5-0-0	0-0-0	Dunn, R. (W 1-0)	11136	3:24
Feb 25, 2023	at Mississippi State	L 1-5	9	5-1-0	0-0-0	Curtis, K. (L 1-1)	14320	2:24
Feb 26, 2023	at Mississippi State	L 3-16	9	5-2-0	0-0-0	Manning, T. (L 0-1)	11043	2:53
Mar 01, 2023	NORTH DAKOTA STATE	w 10-9	9	6-2-0	0-0-0	Lebamoff, N. (W 1-0)	2085	2:55
Mar 03, 2023	UC IRVINE	L 6-16	9	6-3-0	0-0-0	Dunn, R. (L 1-1)	2507	3:15
Mar 04, 2023	UC IRVINE	L 9-10	9	6-4-0	0-0-0	Curtis, K. (L 1-2)	2422	3:14
Mar 05, 2023	UC IRVINE	L 2-7	9	6-5-0	0-0-0	Manning, T. (L 0-2)	2609	2:35
Mar 07, 2023	at #13 Oklahoma State	L 4-8	9	6-6-0	0-0-0	Pivaroff, B. (L 0-1)	4233	2:51
Mar 08, 2023	at #13 Oklahoma State	L 4-7	9	6-7-0	0-0-0	Stevenson, O (L 0-1)	4086	2:41
Mar 10, 2023	UC DAVIS	w 7-1	9	7-7-0	0-0-0	Dunn, R. (W 2-1)	2928	2:31
Mar 11, 2023	UC DAVIS	w 6-4	9	8-7-0	0-0-0	Curtis, K. (W 2-2)	2538	2:25
Mar 12, 2023	UC DAVIS	w 17-4	9	9-7-0	0-0-0	Giblin, J. (W 1-0)	2725	2:33
Mar 14, 2023	UTAH TECH	w 9-1	9	10-7-0	0-0-0	Stevenson, O (W 1-1)	2581	2:20
* Mar 17, 2023	vs Utah	w 9-7	9	11-7-0	1-0-0	Dunn, R. (W 3-1)	286	3:04
* Mar 18, 2023	at Utah	w 15-9	9	12-7-0	2-0-0	Tieding, M. (W 2-0)	1457	3:26
* Mar 19, 2023	at Utah	L 6-11	9	12-8-0	2-1-0	Wainscott, J (L 1-1)	1433	2:40
Mar 22, 2023	#25 GRAND CANYON	w 11-1	9	13-8-0	2-1-0	Hansell, J. (W 1-0)	3394	2:45
* Mar 24, 2023	ARIZONA	w 6-5	9	14-8-0	3-1-0	Tieding, M. (W 3-0)	6370	2:30
* Mar 25, 2023	ARIZONA	w 7-4	9	15-8-0	4-1-0	Lebamoff, N. (W 2-0)	5753	2:45
* Mar 26, 2023	ARIZONA	w 10-6	9	16-8-0	5-1-0	Manning, T. (W 1-2)	5027	2:30
Mar 28, 2023	vs UNLV	w 6-2	9	17-8-0	5-1-0	Lebamoff, N. (W 3-0)	800	2:28
* Mar 31, 2023	at CAL	w 4-1	9	18-8-0	6-1-0	Dunn, R. (W 4-1)	494	2:51
* Apr 01, 2023	at CAL	L 4-5	9	18-9-0	6-2-0	Tieding, M. (L 3-1)	407	2:40
* Apr 02, 2023	at CAL	w 15-10	9	19-9-0	7-2-0	Pivaroff, B. (W 1-1)	774	3:20
Apr 04, 2023	SEATTLE U	w 11-6	9	20-9-0	7-2-0	Hansell, J. (W 2-0)	2336	3:22
* Apr 06, 2023	WASHINGTON STATE	w 6-5	9	21-9-0	8-2-0	Peery, B. (W 2-0)	2644	2:55
* Apr 07, 2023	WASHINGTON STATE	w 6-2	9	22-9-0	9-2-0	Pivaroff, B. (W 2-1)	3187	3:15
* Apr 08, 2023	WASHINGTON STATE	w 4-1	9	23-9-0	10-2-0	Curtis, K. (W 3-2)	2879	2:27
Apr 11, 2023	at Grand Canyon	w 13-10	9	24-9-0	10-2-0	Peery, B. (W 3-0)	4311	3:19

* = Conference game

() extra inning game

2023 Sun Devil Baseball
Games Summary for Arizona State (as of Apr 13, 2023)
(All games)

Score by innings	1	2	3	4	5	6	7	8	9	Total
Arizona State	32	25	24	34	35	21	21	35	15	242
Opponents	28	17	31	15	14	19	22	30	12	188

Record when ...										
Overall	24-9							After 6 leading	20-2	
Conference	10-2						 trailing	3-7	
Non-Conference	14-7						 tied	1-0	
Home games	17-3							After 7 leading	21-1	
Away games	5-6						 trailing	3-7	
Neutral site	2-0						 tied	0-1	
Day games	9-7							After 8 leading	22-0	
Night games	15-2						 trailing	1-8	
vs Left starter	6-2						 tied	1-1	
vs Right starter	18-7									
1-Run games	5-2							Hit 0 home runs	5-3	
2-Run games	3-0							... 1 home run	6-4	
5+Run games	8-4							... 2+ home runs	13-2	
Extra innings	0-0									
Shutouts	1-0							Opponent 0 home runs	14-1	
							 1 home run	5-4	
Scoring 0-2 runs	1-2						 2+ HRs	5-4	
..... 3-5 runs	3-4									
..... 6-9 runs	11-3							Made 0 errors	11-3	
..... 10+ runs	9-0						 1 error	10-4	
							 2+ errors	3-2	
Opponent 0-2 runs	8-0									
..... 3-5 runs	9-2							Opp. made 0 errors	10-6	
..... 6-9 runs	5-3						 1 error	10-2	
..... 10+ runs	2-4						 2+ errors	4-1	
Scored in 1st inning	12-4							Out-hit opponent	18-2	
Opp. scored in 1st	8-5							Out-hit by opponent	3-6	
Scores first	14-5							Hits are tied	3-1	
Opp. scores first	10-4									

Record when team scores:											
Runs	0	1	2	3	4	5	6	7	8	9	10+
W-L	0-0	1-1	0-1	0-1	2-3	1-0	7-2	2-0	0-0	2-1	9-0

Record when opponent scores:											
Runs	0	1	2	3	4	5	6	7	8	9	10+
W-L	1-0	5-0	2-0	2-0	4-0	3-2	2-0	1-2	0-1	2-0	2-4

Record when leading after:										
Inn.	1	2	3	4	5	6	7	8		
W-L	9-2	11-2	13-1	14-1	17-2	20-2	21-1	22-0		

Record when trailing after:										
Inn.	1	2	3	4	5	6	7	8		
W-L	6-4	6-6	6-6	6-6	5-7	3-7	3-7	1-8		

Record when tied after:										
Inn.	1	2	3	4	5	6	7	8		
W-L	9-3	7-1	5-2	4-2	2-0	1-0	0-1	1-1		

Current winning streak: 6
Longest winning streak: 6
Longest losing streak: 5

Home attendance : 63704 (20 dates avg = 3185)
Away attendance : 54780 (13 dates avg = 4213)
Total attendance: 118484 (33 dates avg = 3590)

2023 Sun Devil Baseball
Team Game-by-Game for Arizona State (as of Apr 13, 2023)
Batting (All games)

Date	Opponent	ab	r	h	rbi	2b	3b	hr	tb	bb	ibb	sb	cs	hbp	sac	sf	gdp	k	po	a	e	lob	avg
Feb 17	SAN DIEGO STATE	32	6	14	6	3	1	1	22	5	2	2	0	2	1	1	1	4	27	14	3	10	.438
Feb 18	SAN DIEGO STATE	25	5	5	5	1	0	2	12	3	0	0	0	2	0	2	2	8	27	7	0	3	.333
Feb 19	SAN DIEGO STATE	27	1	8	1	2	0	0	10	3	0	0	1	1	0	0	1	6	27	7	0	6	.321
Feb 21	UNLV	31	6	10	6	3	0	3	22	4	1	2	1	1	0	1	0	6	27	9	1	7	.322
Feb 24	at Mississippi State	38	13	12	12	0	1	2	20	12	0	0	0	1	0	1	0	11	27	10	2	12	.320
Feb 25	at Mississippi State	31	1	5	1	0	0	0	5	2	0	1	0	2	0	0	0	10	24	12	0	7	.293
Feb 26	at Mississippi State	34	3	8	2	0	0	2	14	5	0	2	0	0	0	0	0	12	24	5	0	9	.284
Mar 01	NORTH DAKOTA S	33	10	11	10	1	1	3	23	5	0	3	0	2	1	1	1	3	27	7	1	7	.291
Mar 03	UC IRVINE	40	6	15	6	1	0	3	25	1	0	1	0	0	0	1	1	9	27	11	4	9	.302
Mar 04	UC IRVINE	30	9	6	9	1	1	0	9	9	0	0	0	1	0	1	1	8	27	11	1	5	.293
Mar 05	UC IRVINE	33	2	7	2	1	0	1	11	0	0	0	0	1	0	0	1	9	27	15	1	5	.285
Mar 07	at Oklahoma State	32	4	7	4	2	0	0	9	6	0	2	1	2	0	0	0	10	24	10	2	9	.280
Mar 08	at Oklahoma State	33	4	7	3	3	0	1	13	5	0	0	0	0	0	0	1	13	24	8	0	7	.274
Mar 10	UC DAVIS	38	7	17	6	1	0	0	18	1	0	1	1	1	0	1	1	3	27	8	0	10	.289
Mar 11	UC DAVIS	30	6	8	5	1	0	1	12	4	1	1	1	0	0	1	1	3	27	12	0	5	.287
Mar 12	UC DAVIS	42	17	20	17	7	0	2	33	6	0	0	0	0	0	1	0	4	27	7	0	8	.302
Mar 14	UTAH TECH	34	9	8	8	1	0	2	15	4	0	3	0	0	0	0	1	6	27	9	1	5	.298
*Mar 17	vs Utah	41	9	13	9	6	0	1	22	4	0	0	0	1	0	0	0	11	27	11	3	10	.300
*Mar 18	at Utah	41	15	18	14	4	0	2	28	7	0	2	0	1	1	1	2	5	27	10	0	9	.309
*Mar 19	at Utah	36	6	11	6	1	0	1	15	1	0	1	0	3	0	1	1	9	24	16	1	8	.308
Mar 22	GRAND CANYON	41	11	14	8	4	1	0	20	1	0	2	0	0	0	0	0	7	27	8	1	7	.310
*Mar 24	ARIZONA	31	6	7	6	1	0	2	14	0	0	0	1	2	0	0	0	10	27	5	1	3	.307
*Mar 25	ARIZONA	34	7	11	7	4	0	1	18	4	1	2	0	1	2	0	0	11	27	8	1	10	.307
*Mar 26	ARIZONA	34	10	15	10	2	0	4	29	2	0	0	2	0	0	2	1	5	27	10	0	4	.313
Mar 28	vs UNLV	35	6	11	5	2	1	1	18	3	0	2	0	1	0	1	0	9	27	11	0	7	.313
*Mar 31	at CAL	38	4	14	3	1	0	0	15	2	0	0	1	0	1	1	0	12	27	4	0	11	.315
*Apr 01	at CAL	37	4	8	4	1	0	1	12	3	0	0	0	0	0	0	0	13	24	6	1	9	.311
*Apr 02	at CAL	44	15	19	13	2	0	0	21	7	0	3	0	1	1	1	0	5	27	8	1	12	.317
Apr 04	SEATTLE U	36	11	14	11	2	1	1	21	8	0	1	1	2	0	1	0	10	27	6	1	12	.319
*Apr 06	WASHINGTON STA	32	6	8	6	2	0	2	16	3	0	0	0	0	1	1	0	6	27	8	0	6	.317
*Apr 07	WASHINGTON STA	31	6	8	5	0	0	2	14	4	0	3	0	1	0	0	1	8	27	9	1	6	.316
*Apr 08	WASHINGTON STA	29	4	7	4	0	0	3	16	1	0	0	0	1	0	0	1	4	27	6	1	3	.314
Apr 11	at Grand Canyon	42	13	16	13	5	0	2	27	5	0	2	1	1	0	0	0	8	27	9	0	8	.316
Totals		1145	242	362	227	65	7	46	579	130	5	36	11	31	8	20	18	258	873	297	28	249	.316

2023 Sun Devil Baseball
Team Game-by-Game for Arizona State (as of Apr 13, 2023)
Pitching (All games)

Date	Opponent	ip	h	r	er	bb	so	2b	3b	hr	wp	bk	hbp	dp	ibb	score	w-l	sv	era
Feb 17	SAN DIEGO STATE	9.0	9	5	4	6	3	1	0	0	1	0	1	2	0	6-5	1-0	0	4.00
Feb 18	SAN DIEGO STATE	9.0	8	3	3	3	9	2	0	0	0	0	2	1	0	5-3	2-0	1	3.50
Feb 19	SAN DIEGO STATE	9.0	5	0	0	1	13	3	1	0	1	0	2	0	0	1-0	3-0	1	2.33
Feb 21	UNLV	9.0	9	3	3	2	8	2	0	0	1	0	2	0	0	6-3	4-0	2	2.50
Feb 24	at Mississippi State	9.0	7	4	4	7	10	2	0	0	1	0	2	3	0	13-4	5-0	2	2.80
Feb 25	at Mississippi State	8.0	6	5	5	5	7	0	0	0	2	0	0	0	0	1-5	5-1	2	3.23
Feb 26	at Mississippi State	8.0	15	16	16	5	9	1	0	3	3	0	2	1	0	3-16	5-2	2	5.16
Mar 01	NORTH DAKOTA S	9.0	11	9	8	1	8	3	1	3	0	0	3	0	0	10-9	6-2	2	5.53
Mar 03	UC IRVINE	9.0	13	16	6	6	10	2	1	2	1	0	2	0	0	6-16	6-3	2	5.58
Mar 04	UC IRVINE	9.0	10	10	9	7	7	2	1	1	1	0	6	3	0	9-10	6-4	2	5.93
Mar 05	UC IRVINE	9.0	9	7	7	7	6	2	0	1	0	0	1	3	0	2-7	6-5	2	6.03
Mar 07	at Oklahoma State	8.0	9	8	7	8	5	1	0	1	1	1	0	0	1	4-8	6-6	2	6.17
Mar 08	at Oklahoma State	8.0	11	7	7	4	5	0	0	2	1	0	0	0	0	4-7	6-7	2	6.29
Mar 10	UC DAVIS	9.0	4	1	1	3	12	1	0	0	0	0	2	1	0	7-1	7-7	2	5.90
Mar 11	UC DAVIS	9.0	6	4	4	3	7	2	0	1	0	0	2	1	0	6-4	8-7	3	5.77
Mar 12	UC DAVIS	9.0	10	4	4	0	6	3	0	2	0	0	1	1	0	17-4	9-7	3	5.66
Mar 14	UTAH TECH	9.0	5	1	0	0	15	2	0	0	0	0	1	1	0	9-1	10-7	3	5.32
*Mar 17	vs Utah	9.0	7	7	3	2	9	2	0	1	0	0	4	0	0	9-7	11-7	4	5.18
*Mar 18	at Utah	9.0	10	9	9	7	7	2	0	0	1	0	2	0	0	15-9	12-7	4	5.39
*Mar 19	at Utah	8.0	11	11	11	5	4	0	0	1	3	0	3	1	1	6-11	12-8	4	5.71
Mar 22	GRAND CANYON	9.0	6	1	0	2	8	1	0	0	0	0	1	0	0	11-1	13-8	4	5.43
*Mar 24	ARIZONA	9.0	9	5	5	4	10	0	1	2	0	0	2	0	0	6-5	14-8	5	5.41
*Mar 25	ARIZONA	9.0	7	4	3	3	8	1	0	0	1	0	1	1	0	7-4	15-8	6	5.30
*Mar 26	ARIZONA	9.0	8	6	6	3	7	2	0	1	1	0	0	1	0	10-6	16-8	6	5.33
Mar 28	vs UNLV	9.0	6	2	2	3	10	2	1	0	2	0	0	0	0	6-2	17-8	6	5.20
*Mar 31	at CAL	9.0	3	1	1	5	11	0	0	0	2	0	2	1	0	4-1	18-8	7	5.03
*Apr 01	at CAL	8.0	7	5	4	3	10	0	0	2	0	0	0	0	0	4-5	18-9	7	5.01
*Apr 02	at CAL	9.0	11	10	8	3	3	2	0	3	3	0	0	1	0	15-10	19-9	7	5.12
Apr 04	SEATTLE U	9.0	8	6	5	8	7	3	0	0	2	0	0	1	0	11-6	20-9	7	5.12
*Apr 06	WASHINGTON STA	9.0	8	5	5	1	10	2	0	2	0	0	3	0	0	6-5	21-9	7	5.11
*Apr 07	WASHINGTON STA	9.0	8	2	2	8	15	2	0	0	2	0	0	1	0	6-2	22-9	8	5.01
*Apr 08	WASHINGTON STA	9.0	5	1	1	1	13	2	0	1	0	0	1	0	0	4-1	23-9	9	4.88
Apr 11	at Grand Canyon	9.0	18	10	10	3	6	5	1	1	1	0	1	0	0	13-10	24-9	9	5.04
Totals		291.0	279	188	163	129	278	55	7	30	31	1	49	24	2	242-188	24-9	9	5.04

2023 Sun Devil Baseball
Miscellaneous Stats for Arizona State (as of Apr 13, 2023)
(All games)

Multiple Hit Games	2	3	4	5+	Total
17 Campos, Ryan	9	5	1	-	15
18 Tobias, Jacob	12	3	-	-	15
32 Keaschall, Luke	11	3	1	-	15
6 Contrades, Nu'u	6	3	3	-	12
14 Crenshaw, Wyatt	10	2	-	-	12
7 Hill, Luke	7	4	-	-	11
24 Jackson, Isaiah	7	-	-	-	7
26 Cano, Willie	2	1	-	-	3
25 Long, Ethan	3	-	-	-	3
21 Rogers, Will	2	1	-	-	3
11 Vu, Kien	2	1	-	-	3
15 Newman, Trey	2	1	-	-	3
3 McLain, Nick	-	1	-	-	1
TEAM	73	25	5	0	103

Multiple RBI Games	2	3	4	5+	Total
18 Tobias, Jacob	8	2	1	-	11
14 Crenshaw, Wyatt	7	1	-	-	8
32 Keaschall, Luke	3	3	1	1	8
6 Contrades, Nu'u	3	3	1	1	8
7 Hill, Luke	1	3	-	1	5
25 Long, Ethan	2	1	-	-	3
21 Rogers, Will	3	-	-	-	3
26 Cano, Willie	3	-	-	-	3
17 Campos, Ryan	1	2	-	-	3
24 Jackson, Isaiah	3	-	-	-	3
3 McLain, Nick	-	-	1	-	1
TEAM	34	15	4	3	56

Hitting Streaks	Longest	Current
18 Tobias, Jacob	11	1
17 Campos, Ryan	11	3
32 Keaschall, Luke	11	6
7 Hill, Luke	8	6
14 Crenshaw, Wyatt	8	1
6 Contrades, Nu'u	8	2
15 Newman, Trey	7	-
11 Vu, Kien	7	1
25 Long, Ethan	5	-
26 Cano, Willie	4	-
24 Jackson, Isaiah	3	1
21 Rogers, Will	3	2
35 Beheler, Reese	2	-
8 Weaver, Jonny	1	1
2 Varnado, Drake	1	1
3 McLain, Nick	1	1

Reached Base Streaks	Longest	Current
17 Campos, Ryan	31	31
18 Tobias, Jacob	30	1
7 Hill, Luke	16	6
32 Keaschall, Luke	15	6
11 Vu, Kien	11	1
14 Crenshaw, Wyatt	10	1
25 Long, Ethan	10	-
6 Contrades, Nu'u	8	2
15 Newman, Trey	7	-
24 Jackson, Isaiah	5	3
26 Cano, Willie	4	4
21 Rogers, Will	3	2
35 Beheler, Reese	2	2
2 Varnado, Drake	1	1
8 Weaver, Jonny	1	1
3 McLain, Nick	1	1

2023 Sun Devil Baseball
Season Game Highs for Arizona State (as of Apr 13, 2023)
(All games)

TEAM GAME HIGHS

Batting

At bats:	44	-	at CAL (Apr 02, 2023)
Runs scored:	17	-	vs UC Davis (Mar 12, 2023)
Hits:	20	-	vs UC Davis (Mar 12, 2023)
RBIs:	17	-	vs UC Davis (Mar 12, 2023)
Doubles:	7	-	vs UC Davis (Mar 12, 2023)
Triples:	1	-	(7 times)
Home runs:	4	-	vs Arizona (Mar 26, 2023)
Total bases:	33	-	vs UC Davis (Mar 12, 2023)
Walks:	12	-	at Mississippi State (Feb 24, 2023)
Strikeouts:	13	-	at Oklahoma State (Mar 08, 2023)
	13	-	at CAL (Apr 01, 2023)
Sac hits:	2	-	vs Arizona (Mar 25, 2023)
Sac flies:	2	-	vs San Diego State (Feb 18, 2023)
	2	-	vs Arizona (Mar 26, 2023)
Stolen bases:	3	-	(4 times)
Hit by pitch:	3	-	at Utah (Mar 19, 2023)
Caught stealing:	2	-	vs Arizona (Mar 26, 2023)
Runners LOB:	12	-	at Mississippi State (Feb 24, 2023)
	12	-	at CAL (Apr 02, 2023)
	12	-	vs Seattle U (Apr 04, 2023)
Hit into DP:	2	-	(4 times)

Fielding

Putouts:	27	-	(27 times)
Assists:	16	-	at Utah (Mar 19, 2023)
Errors:	4	-	vs UC Irvine (Mar 03, 2023)
Passed balls:	1	-	(6 times)
DPs turned:	3	-	at Mississippi State (Feb 24, 2023)
	3	-	vs UC Irvine (Mar 04, 2023)
	3	-	vs UC Irvine (Mar 05, 2023)

Pitching

Innings pitched:	9.0	-	(27 times)
Runs allowed:	16	-	at Mississippi State (Feb 26, 2023)
	16	-	vs UC Irvine (Mar 03, 2023)
Earned runs:	16	-	at Mississippi State (Feb 26, 2023)
Walks allowed:	8	-	at Oklahoma State (Mar 07, 2023)
	8	-	vs Seattle U (Apr 04, 2023)
	8	-	vs Washington State (Apr 07, 2023)
Strikeouts:	15	-	vs Utah Tech (Mar 14, 2023)
	15	-	vs Washington State (Apr 07, 2023)
Hits allowed:	18	-	at Grand Canyon (Apr 11, 2023)
Doubles allowed:	5	-	at Grand Canyon (Apr 11, 2023)
Triples allowed:	1	-	(7 times)
Homers allowed:	3	-	at Mississippi State (Feb 26, 2023)
	3	-	vs North Dakota State (Mar 01, 2023)
	3	-	at CAL (Apr 02, 2023)
Wild pitches:	3	-	at Mississippi State (Feb 26, 2023)

2023 Sun Devil Baseball
Season Game Highs for Arizona State (as of Apr 13, 2023)
(All games)

INDIVIDUAL GAME HIGHS

Batting

At bats:	6	-	(8 times)
Runs scored:	4	-	Hill, Luke vs UC Davis (Mar 12, 2023)
	4	-	Contrades, Nu'u at Utah (Mar 18, 2023)
Hits:	4	-	(5 times)
RBIs:	5	-	Keaschall, Luke vs Arizona (Mar 24, 2023)
	5	-	Contrades, Nu'u vs Arizona (Mar 25, 2023)
	5	-	Hill, Luke at Grand Canyon (Apr 11, 2023)
Doubles:	3	-	Hill, Luke vs UC Davis (Mar 12, 2023)
Triples:	1	-	(7 times)
Home runs:	2	-	Keaschall, Luke vs Arizona (Mar 24, 2023)
Total bases:	8	-	(4 times)
Walks:	3	-	Long, Ethan at Mississippi State (Feb 24, 2023)
	3	-	Campos, Ryan at Mississippi State (Feb 24, 2023)
	3	-	Campos, Ryan at Utah (Mar 18, 2023)
Strikeouts:	5	-	Jackson, Isaiah at Mississippi State (Feb 24, 2023)
Sac hits:	1	-	(8 times)
Sac flies:	2	-	Tobias, Jacob vs Arizona (Mar 26, 2023)
Stolen bases:	2	-	Keaschall, Luke at CAL (Apr 02, 2023)
	2	-	Keaschall, Luke vs Washington State (Apr 07, 2023)
Hit by pitch:	1	-	(31 times)
Caught stealing:	1	-	(11 times)
Runners LOB:	6	-	Jackson, Isaiah at Oklahoma State (Mar 07, 2023)
	6	-	Newman, Trey at CAL (Apr 02, 2023)
	6	-	Newman, Trey vs Seattle U (Apr 04, 2023)

Fielding

Putouts:	15	-	Campos, Ryan vs Washington State (Apr 07, 2023)
Assists:	6	-	Hill, Luke vs San Diego State (Feb 19, 2023)
	6	-	Keaschall, Luke vs UC Irvine (Mar 04, 2023)
	6	-	Keaschall, Luke vs UC Irvine (Mar 05, 2023)
Errors:	2	-	Hill, Luke vs Utah (Mar 17, 2023 at Provo, Utah)
Passed balls:	1	-	(6 times)

Pitching

Innings pitched:	6.0	-	Dunn, Ross vs UC Davis (Mar 10, 2023)
	6.0	-	Curtis, Khristian vs Washington State (Apr 08, 2023)
Runs allowed:	9	-	Dunn, Ross vs UC Irvine (Mar 03, 2023)
Earned runs:	6	-	Manning, Timmy at Mississippi State (Feb 26, 2023)
	6	-	Stevenson, Owen at Oklahoma State (Mar 08, 2023)
Walks allowed:	5	-	Curtis, Khristian at Mississippi State (Feb 25, 2023)
	5	-	Dunn, Ross vs Washington State (Apr 07, 2023)
Strikeouts:	9	-	Curtis, Khristian at CAL (Apr 01, 2023)
	9	-	Dunn, Ross vs Washington State (Apr 07, 2023)
Hits allowed:	9	-	Stevenson, Owen at Oklahoma State (Mar 08, 2023)
Doubles allowed:	2	-	(7 times)
Triples allowed:	1	-	(7 times)
Homers allowed:	2	-	Wainscott, Jesse at Mississippi State (Feb 26, 2023)
	2	-	Hansell, Josh vs North Dakota State (Mar 01, 2023)

2023 Sun Devil Baseball
 Starter Statistics for Arizona State (as of Apr 13, 2023)
 (All games Sorted by Batting avg)

Record: 24-9 Home: 17-3 Away: 5-6 Neutral: 2-0 Pac-12: 10-2

Player	avg	gp-gs	ab	r	h	2b	3b	hr	rbi	tb	slg%	bb	hp	so	gdp	ob%	sf	sh	sb-att	po	a	e	fld%
3 McClain, Nick	.500	1-1	6	2	3	0	0	1	4	6	1.000	0	0	0	0	.500	0	0	0-0	2	1	0	1.000
17 Campos, Ryan	.413	33-33	121	40	50	7	1	7	21	80	.661	26	3	12	2	.523	1	0	2-3	231	19	2	.992
7 Hill, Luke	.350	32-32	117	28	41	9	0	3	25	59	.504	15	2	23	2	.423	3	0	3-5	48	87	6	.957
6 Contrades, Nu'u	.349	31-31	126	29	44	6	0	7	30	71	.563	6	2	27	1	.382	2	0	5-6	16	43	5	.922
18 Tobias, Jacob	.347	32-32	118	17	41	2	3	4	35	61	.517	21	1	21	1	.444	2	0	1-1	181	13	1	.995
32 Keaschall, Luke	.346	33-33	130	33	45	13	1	7	31	81	.623	17	7	20	1	.448	0	1	13-14	59	87	5	.967
15 Newman, Trey	.313	8-8	32	5	10	1	0	0	3	11	.344	0	0	9	0	.313	0	2	0-0	45	5	0	1.000
14 Crenshaw, Wyatt	.295	33-33	139	28	41	12	1	5	23	70	.504	8	1	33	1	.331	3	2	3-4	46	0	0	1.000
26 Cano, Willie	.293	12-12	41	7	12	2	0	1	11	17	.415	8	1	9	2	.404	2	1	0-0	0	1	0	1.000
11 Vu, Kien	.273	16-16	55	8	15	1	1	1	6	21	.382	4	3	21	0	.355	0	1	2-2	38	2	0	1.000
25 Long, Ethan	.270	12-12	37	8	10	0	0	3	9	19	.514	8	3	7	3	.438	0	0	0-0	62	2	2	.970
24 Jackson, Isaiah	.229	29-29	96	16	22	7	0	3	15	38	.396	6	7	36	1	.307	5	1	4-6	70	1	2	.973
2 Varnado, Drake	.200	1-1	5	1	1	0	0	0	1	1	.200	0	0	0	0	.200	0	0	0-0	1	3	0	1.000
21 Rogers, Will	.191	20-20	68	10	13	3	0	3	9	25	.368	4	0	25	4	.230	2	0	2-2	19	1	1	.952
8 Weaver, Jonny	.143	2-2	7	0	1	0	0	0	1	1	.143	0	0	1	0	.143	0	0	0-1	1	1	0	1.000
35 Beheler, Reese	.000	2-2	4	1	0	0	0	0	0	0	.000	1	0	3	0	.200	0	0	0-0	0	0	0	.000
Totals	.317	33	1102	233	349	63	7	45	224	561	.509	124	30	247	18	.394	20	8	35-44	826	279	27	.976
Opponents	.255	33	1055	176	269	53	7	28	161	420	.398	120	42	263	18	.349	18	7	38-44	809	253	22	.980

(All games Sorted by Earned run avg)

Player	era	w-l	app	gs	cg	sho	sv	ip	h	r	er	bb	so	2b	3b	hr	b/avg	wp	hp	bk	sfa	sha
46 Dunn, Ross	3.09	4-1	8	8	0	0/0	0	35.0	30	20	12	19	49	4	2	2	.226	4	7	0	1	1
40 Giblin, Jonah	5.03	1-0	5	5	0	0/0	0	19.2	20	13	11	7	11	4	0	3	.278	4	1	0	4	1
31 Hansell, Josh	5.40	0-0	3	3	0	0/0	0	8.1	8	6	5	2	10	2	1	2	.229	3	1	0	0	0
5 Curtis, Khristian	5.79	3-2	8	8	0	0/0	0	37.1	33	26	24	21	40	8	1	2	.236	5	5	0	2	0
29 Stevenson, Owen	6.75	1-1	3	3	0	0/0	0	8.0	14	8	6	1	7	2	0	2	.378	0	0	0	0	0
12 Manning, Timmy	10.00	0-2	3	3	0	0/1	0	9.0	11	10	10	5	9	2	0	0	.314	1	2	0	2	0
47 Tieding, Matt	10.80	0-0	3	3	0	0/0	0	6.2	13	8	8	3	3	2	0	2	.406	0	1	1	0	1
Totals	5.52	9-6	33	33	0	1/1	0	124.0	129	91	76	58	129	24	4	13	.267	17	17	1	9	3
Opponents	7.64	4-16	33	33	0	0/0	0	126.0	171	113	107	54	121	30	1	27	.325	7	15	0	3	3

2023 Sun Devil Baseball
Non-Starter Statistics for Arizona State (as of Apr 13, 2023)
(All games Sorted by Batting avg)

Record: 24-9 Home: 17-3 Away: 5-6 Neutral: 2-0 Pac-12: 10-2

Player	avg	gp-gs	ab	r	h	2b	3b	hr	rbi	tb	slg%	bb	hp	so	gdp	ob%	sf	sh	sb-att	po	a	e	fld%
15 Newman, Trey	1.000	2-0	1	0	1	0	0	0	0	1	1.000	0	0	0	0	1.000	0	0	0-0	2	0	0	1.000
24 Jackson, Isaiah	.667	2-0	3	1	2	0	0	1	2	5	1.667	0	0	1	0	.667	0	0	0-1	0	0	0	.000
11 Vu, Kien	.400	8-0	10	5	4	2	0	0	0	6	.600	3	1	2	0	.571	0	0	1-2	16	1	0	1.000
35 Beheler, Reese	.333	6-0	9	1	3	0	0	0	1	3	.333	1	0	1	0	.400	0	0	0-0	3	0	0	1.000
21 Rogers, Will	.200	3-0	5	1	1	0	0	0	0	1	.200	1	0	1	0	.333	0	0	0-0	2	0	0	1.000
8 Weaver, Jonny	.167	4-0	6	0	1	0	0	0	0	1	.167	0	0	3	0	.167	0	0	0-0	7	1	0	1.000
2 Varnado, Drake	.167	5-0	6	1	1	0	0	0	0	1	.167	0	0	2	0	.167	0	0	0-0	5	4	0	1.000
41 Balholm, Bronson	.000	2-0	2	0	0	0	0	0	0	0	.000	0	0	1	0	.000	0	0	0-0	4	0	0	1.000
26 Cano, Willie	.000	2-0	1	0	0	0	0	0	0	0	.000	1	0	0	0	.500	0	0	0-0	0	0	0	.000
Totals	.302	33	43	9	13	2	0	1	3	18	.419	6	1	11	0	.400	0	0	1-3	47	18	1	.985
Opponents	.189	33	53	12	10	2	0	2	15	18	.340	9	7	15	0	.366	2	0	0-0	34	26	3	.952

(All games Sorted by Earned run avg)

Player	era	w-l	app	gs	cg	sho	sv	ip	h	r	er	bb	so	2b	3b	hr	b/avg	wp	hp	bk	sfa	sha
45 Hanks, Ryan	0.00	0-0	1	0	0	0/0	0	0.1	1	0	0	1	1	1	0	0	.500	1	0	0	0	0
33 Peery, Brock	0.87	3-0	16	0	0	0/0	2	10.1	6	1	1	5	12	2	0	0	.182	0	8	0	0	1
37 Lebamoff, Nolan	1.93	3-0	17	0	0	0/0	0	14.0	7	4	3	12	11	1	0	0	.143	0	0	0	0	1
31 Hansell, Josh	1.93	2-0	6	0	0	0/0	0	9.1	7	2	2	4	6	1	0	1	.206	1	0	0	0	0
38 Valdez, Tyler	2.08	0-0	5	0	0	0/0	0	4.1	3	1	1	2	4	1	0	0	.188	1	0	0	0	0
47 Tieding, Matt	2.70	3-1	13	0	0	0/0	0	23.1	17	11	7	4	11	3	0	4	.210	0	7	0	2	2
40 Giblin, Jonah	3.09	0-0	6	0	0	0/1	0	11.2	9	4	4	4	11	2	0	0	.225	2	1	0	3	0
9 Pivaroff, Blake	4.82	2-1	17	0	0	0/0	1	18.2	15	11	10	6	18	2	0	2	.211	0	3	0	0	0
12 Manning, Timmy	5.21	1-0	9	0	0	0/0	0	19.0	16	11	11	7	23	3	0	1	.222	1	2	0	1	0
29 Stevenson, Owen	5.32	0-0	11	0	0	0/0	4	22.0	19	14	13	12	24	3	1	1	.235	1	4	0	0	0
39 Wainscott, Jesse	6.53	1-1	16	0	0	0/1	2	20.2	24	16	15	5	18	7	2	4	.293	4	2	0	4	0
48 Armbruester, Will	6.75	0-0	2	0	0	0/0	0	1.1	2	1	1	0	0	1	0	1	.333	0	0	0	0	0
10 Bodlovich, Christian	9.00	0-0	9	0	0	0/1	0	4.0	12	6	4	1	2	1	0	2	.522	1	0	0	0	0
19 Gardner, Dylan	11.81	0-0	7	0	0	0/0	0	5.1	5	7	7	6	4	1	0	0	.250	1	2	0	0	0
28 Humphres, Austin	15.43	0-0	4	0	0	0/0	0	2.1	5	4	4	1	4	2	0	1	.417	0	2	0	0	0
21 Rogers, Will	99.00	0-0	1	0	0	0/0	0	0.1	2	4	4	1	0	0	0	0	1.000	1	1	0	1	0
Totals	4.69	15-3	33	0	0	1/1	9	167.0	150	97	87	71	149	31	3	17	.240	14	32	0	11	4
Opponents	7.03	5-8	33	0	0	0/0	3	155.0	191	129	121	76	137	35	6	19	.309	13	16	1	17	5

2023 Sun Devil Baseball
Conference statistics for Arizona State (as of Apr 13, 2023)
(Pac-12 games only Sorted by Batting avg)

Record: 10-2 Home: 6-0 Away: 3-2 Neutral: 1-0 Pac-12: 10-2

Player	avg	gp-gs	ab	r	h	2b	3b	hr	rbi	tb	slg%	bb	hp	so	gdp	ob%	sf	sh	sb-att	po	a	e	fld%
6 Contrades, Nu'u	.431	12-12	58	14	25	5	0	4	18	42	.724	0	0	10	0	.431	0	0	0-1	6	15	1	.955
32 Keaschall, Luke	.423	12-12	52	14	22	5	0	4	15	39	.750	3	1	9	1	.464	0	1	7-7	18	26	0	1.000
17 Campos, Ryan	.378	12-12	45	13	17	2	0	3	8	28	.622	10	2	4	1	.509	0	0	0-1	88	8	1	.990
11 Vu, Kien	.324	10-9	34	9	11	1	0	1	4	15	.441	1	2	11	0	.378	0	1	1-1	24	2	0	1.000
18 Tobias, Jacob	.319	12-12	47	4	15	1	0	1	7	19	.404	6	0	9	1	.382	2	0	0-0	90	6	1	.990
14 Crenshaw, Wyatt	.264	12-12	53	10	14	3	0	3	12	26	.491	2	1	12	0	.298	1	1	0-1	21	0	0	1.000
7 Hill, Luke	.263	11-11	38	9	10	1	0	1	5	14	.368	6	1	11	1	.370	1	0	0-0	16	29	4	.918
24 Jackson, Isaiah	.229	11-11	35	7	8	3	0	1	6	14	.400	3	4	12	0	.341	2	0	3-4	26	0	2	.929

8 Weaver, Jonny	.500	1-0	2	0	1	0	0	0	0	1	.500	0	0	1	0	.500	0	0	0-0	0	0	0	.000
15 Newman, Trey	.438	4-4	16	4	7	1	0	0	3	8	.500	0	0	5	0	.438	0	2	0-0	20	2	0	1.000
26 Cano, Willie	.294	5-5	17	3	5	1	0	0	5	6	.353	4	0	6	0	.409	1	1	0-0	0	0	0	.000
35 Beheler, Reese	.250	2-1	4	2	1	0	0	0	1	1	.250	2	0	1	0	.500	0	0	0-0	0	0	0	.000
2 Varnado, Drake	.167	2-1	6	1	1	0	0	0	1	1	.167	0	0	0	0	.167	0	0	0-0	1	5	0	1.000
21 Rogers, Will	.095	7-6	21	2	2	1	0	1	2	6	.286	1	0	8	2	.136	0	0	0-0	4	0	0	1.000
Totals	.325	12	428	92	139	24	0	19	87	220	.514	38	11	99	6	.388	7	6	11-15	318	101	10	.977
Opponents	.239	12	393	66	94	15	1	13	64	150	.382	45	18	107	6	.337	10	4	15-16	307	92	12	.971

LOB - Team (91), Opp (86). DPs turned - Team (6), Opp (8). IBB - Team (1), Keaschall, L 1, Opp (1).

(Pac-12 games only Sorted by Earned run avg)

Player	era	w-l	app	gs	cg	sho	sv	ip	h	r	er	bb	so	2b	3b	hr	b/avg	wp	hp	bk	sfa	sha
46 Dunn, Ross	2.70	2-0	4	4	0	0/0	0	20.0	18	10	6	12	30	2	1	1	.240	3	5	0	0	1
5 Curtis, Khristian	5.40	1-0	4	4	0	0/0	0	18.1	18	12	11	9	23	3	0	2	.254	2	2	0	1	0
40 Giblin, Jonah	6.75	0-0	4	4	0	0/0	0	14.2	16	13	11	7	8	3	0	3	.291	4	1	0	4	1

37 Lebamoff, Nolan	0.00	1-0	6	0	0	0/0	0	3.2	0	0	0	2	1	0	0	0	.000	0	0	0	0	1
29 Stevenson, Owen	1.80	0-0	6	0	0	0/0	4	10.0	5	3	2	2	17	1	0	0	.143	0	1	0	0	0
47 Tieding, Matt	2.35	2-1	4	0	0	0/0	0	7.2	6	2	2	2	3	0	0	2	.231	0	1	0	1	1
33 Peery, Brock	3.38	1-0	4	0	0	0/0	0	2.2	2	1	1	1	2	1	0	0	.222	0	4	0	0	0
9 Pivaroff, Blake	3.68	2-0	8	0	0	0/0	1	7.1	4	3	3	2	5	0	0	2	.154	0	1	0	0	0
12 Manning, Timmy	5.23	1-0	5	0	0	0/0	0	10.1	8	6	6	5	12	1	0	1	.211	0	2	0	0	0
31 Hansell, Josh	7.71	0-0	1	0	0	0/0	0	2.1	2	2	2	0	0	0	0	1	.222	0	0	0	0	0
39 Wainscott, Jesse	10.38	0-1	7	0	0	0/0	1	8.2	13	10	10	2	6	4	0	1	.371	4	0	0	4	0
19 Gardner, Dylan	81.00	0-0	1	0	0	0/0	0	0.1	1	3	3	1	0	0	0	0	.500	0	1	0	0	0
10 Bodlovich, Christian	99.00	0-0	1	0	0	0/0	0	0.0	1	1	1	0	0	0	0	0	1.000	0	0	0	0	0
Totals	4.92	10-2	12	12	0	0/0	6	106.0	94	66	58	45	107	15	1	13	.239	13	18	0	10	4
Opponents	7.56	2-10	12	12	0	0/0	0	102.1	139	92	86	38	99	24	0	19	.325	8	11	0	7	6

PB - Team (1), Campos, R. 1, Opp (2). Pickoffs - Team (1), Campos, R. 1. SBA/ATT - Campos, R. (13-14), Dunn, R. (9-10), Curtis, K. (3-3), Newman, T. (2-2), Wainscott, J (1-1), Pivaroff, B. (1-1), Tieding, M. (1-1).

2023 Sun Devil Baseball
Game Results for Arizona State (as of Apr 13, 2023)
(Pac-12 games only)

Date	Opponent	Score	Inns	Overall	Pac-12	Pitcher of record	Attend	Time
* Mar 17, 2023	vs Utah	w 9-7	9	1-0-0	1-0-0	Dunn, R. (W 3-1)	286	3:04
* Mar 18, 2023	at Utah	w 15-9	9	2-0-0	2-0-0	Tieding, M. (W 2-0)	1457	3:26
* Mar 19, 2023	at Utah	L 6-11	9	2-1-0	2-1-0	Wainscott, J (L 1-1)	1433	2:40
* Mar 24, 2023	ARIZONA	w 6-5	9	3-1-0	3-1-0	Tieding, M. (W 3-0)	6370	2:30
* Mar 25, 2023	ARIZONA	w 7-4	9	4-1-0	4-1-0	Lebamoff, N. (W 2-0)	5753	2:45
* Mar 26, 2023	ARIZONA	w 10-6	9	5-1-0	5-1-0	Manning, T. (W 1-2)	5027	2:30
* Mar 31, 2023	at CAL	w 4-1	9	6-1-0	6-1-0	Dunn, R. (W 4-1)	494	2:51
* Apr 01, 2023	at CAL	L 4-5	9	6-2-0	6-2-0	Tieding, M. (L 3-1)	407	2:40
* Apr 02, 2023	at CAL	w 15-10	9	7-2-0	7-2-0	Pivaroff, B. (W 1-1)	774	3:20
* Apr 06, 2023	WASHINGTON STATE	w 6-5	9	8-2-0	8-2-0	Peery, B. (W 2-0)	2644	2:55
* Apr 07, 2023	WASHINGTON STATE	w 6-2	9	9-2-0	9-2-0	Pivaroff, B. (W 2-1)	3187	3:15
* Apr 08, 2023	WASHINGTON STATE	w 4-1	9	10-2-0	10-2-0	Curtis, K. (W 3-2)	2879	2:27

* = Conference game

() extra inning game

2023 Sun Devil Baseball
Games Summary for Arizona State (as of Apr 13, 2023)
(Pac-12 games only)

Score by innings	1	2	3	4	5	6	7	8	9	Total
Arizona State	8	12	9	11	12	14	7	14	5	92
Opponents	15	6	7	1	5	4	10	15	3	66

Record when ...										
Overall	10-2							After 6 leading	8-2	
Conference	10-2						 trailing	2-0	
Non-Conference	0-0						 tied	0-0	
Home games	6-0							After 7 leading	8-1	
Away games	3-2						 trailing	2-0	
Neutral site	1-0						 tied	0-1	
Day games	4-1							After 8 leading	9-0	
Night games	6-1						 trailing	1-1	
vs Left starter	1-0						 tied	0-1	
vs Right starter	9-2									
1-Run games	2-1							Hit 0 home runs	2-0	
2-Run games	1-0							... 1 home run	2-2	
5+Run games	2-1							... 2+ home runs	6-0	
Extra innings	0-0									
Shutouts	0-0							Opponent 0 home runs	4-0	
							 1 home run	3-1	
Scoring 0-2 runs	0-0						 2+ HRs	3-1	
..... 3-5 runs	2-1									
..... 6-9 runs	5-1							Made 0 errors	4-0	
..... 10+ runs	3-0						 1 error	5-2	
							 2+ errors	1-0	
Opponent 0-2 runs	3-0									
..... 3-5 runs	3-1							Opp. made 0 errors	3-0	
..... 6-9 runs	3-0						 1 error	5-1	
..... 10+ runs	1-1						 2+ errors	2-1	
Scored in 1st inning	3-1							Out-hit opponent	7-1	
Opp. scored in 1st	4-1							Out-hit by opponent	1-0	
Scores first	5-1							Hits are tied	2-1	
Opp. scores first	5-1									

Record when team scores:											
Runs	0	1	2	3	4	5	6	7	8	9	10+
W-L	0-0	0-0	0-0	0-0	2-1	0-0	3-1	1-0	0-0	1-0	3-0

Record when opponent scores:											
Runs	0	1	2	3	4	5	6	7	8	9	10+
W-L	0-0	2-0	1-0	0-0	1-0	2-1	1-0	1-0	0-0	1-0	1-1

Record when leading after:											
Inn.	1	2	3	4	5	6	7	8			
W-L	0-1	2-1	3-1	4-1	6-2	8-2	8-1	9-0			

Record when trailing after:											
Inn.	1	2	3	4	5	6	7	8			
W-L	3-1	3-1	3-1	3-1	3-0	2-0	2-0	1-1			

Record when tied after:											
Inn.	1	2	3	4	5	6	7	8			
W-L	7-0	5-0	4-0	3-0	1-0	0-0	0-1	0-1			

Current winning streak: 4
Longest winning streak: 4
Longest losing streak: 1

Home attendance : 25860 (6 dates avg = 4310)
Away attendance : 4851 (6 dates avg = 808)
Total attendance: 30711 (12 dates avg = 2559)

2023 Sun Devil Baseball
Team Game-by-Game for Arizona State (as of Apr 13, 2023)
Batting (Pac-12 games only)

Date	Opponent	ab	r	h	rbi	2b	3b	hr	tb	bb	ibb	sb	cs	hbp	sac	sf	gdp	k	po	a	e	lob	avg
*Mar 17	vs Utah	41	9	13	9	6	0	1	22	4	0	0	0	1	0	0	0	11	27	11	3	10	.317
*Mar 18	at Utah	41	15	18	14	4	0	2	28	7	0	2	0	1	1	1	2	5	27	10	0	9	.378
*Mar 19	at Utah	36	6	11	6	1	0	1	15	1	0	1	0	3	0	1	1	9	24	16	1	8	.356
*Mar 24	ARIZONA	31	6	7	6	1	0	2	14	0	0	0	1	2	0	0	0	10	27	5	1	3	.329
*Mar 25	ARIZONA	34	7	11	7	4	0	1	18	4	1	2	0	1	2	0	0	11	27	8	1	10	.328
*Mar 26	ARIZONA	34	10	15	10	2	0	4	29	2	0	0	2	0	0	2	1	5	27	10	0	4	.346
*Mar 31	at CAL	38	4	14	3	1	0	0	15	2	0	0	1	0	1	1	0	12	27	4	0	11	.349
*Apr 01	at CAL	37	4	8	4	1	0	1	12	3	0	0	0	0	0	0	0	13	24	6	1	9	.332
*Apr 02	at CAL	44	15	19	13	2	0	0	21	7	0	3	0	1	1	1	0	5	27	8	1	12	.345
*Apr 06	WASHINGTON STA	32	6	8	6	2	0	2	16	3	0	0	0	0	1	1	0	6	27	8	0	6	.337
*Apr 07	WASHINGTON STA	31	6	8	5	0	0	2	14	4	0	3	0	1	0	0	1	8	27	9	1	6	.331
*Apr 08	WASHINGTON STA	29	4	7	4	0	0	3	16	1	0	0	0	1	0	0	1	4	27	6	1	3	.325
Totals		428	92	139	87	24	0	19	220	38	1	11	4	11	6	7	6	99	318	101	10	91	.325

2023 Sun Devil Baseball
Team Game-by-Game for Arizona State (as of Apr 13, 2023)
Pitching (Pac-12 games only)

Date	Opponent	ip	h	r	er	bb	so	2b	3b	hr	wp	bk	hbp	dp	ibb	score	w-l	sv	era
*Mar 17	vs Utah	9.0	7	7	3	2	9	2	0	1	0	0	4	0	0	9-7	1-0	1	3.00
*Mar 18	at Utah	9.0	10	9	9	7	7	2	0	0	1	0	2	0	0	15-9	2-0	1	6.00
*Mar 19	at Utah	8.0	11	11	11	5	4	0	0	1	3	0	3	1	1	6-11	2-1	1	7.96
*Mar 24	ARIZONA	9.0	9	5	5	4	10	0	1	2	0	0	2	0	0	6-5	3-1	2	7.20
*Mar 25	ARIZONA	9.0	7	4	3	3	8	1	0	0	1	0	1	1	0	7-4	4-1	3	6.34
*Mar 26	ARIZONA	9.0	8	6	6	3	7	2	0	1	1	0	0	1	0	10-6	5-1	3	6.28
*Mar 31	at CAL	9.0	3	1	1	5	11	0	0	0	2	0	2	1	0	4-1	6-1	4	5.52
*Apr 01	at CAL	8.0	7	5	4	3	10	0	0	2	0	0	0	0	0	4-5	6-2	4	5.40
*Apr 02	at CAL	9.0	11	10	8	3	3	2	0	3	3	0	0	1	0	15-10	7-2	4	5.70
*Apr 06	WASHINGTON STA	9.0	8	5	5	1	10	2	0	2	0	0	3	0	0	6-5	8-2	4	5.62
*Apr 07	WASHINGTON STA	9.0	8	2	2	8	15	2	0	0	2	0	0	1	0	6-2	9-2	5	5.29
*Apr 08	WASHINGTON STA	9.0	5	1	1	1	13	2	0	1	0	0	1	0	0	4-1	10-2	6	4.92
Totals		106.0	94	66	58	45	107	15	1	13	13	0	18	6	1	92-66	10-2	6	4.92

2023 Sun Devil Baseball
Season Game Highs for Arizona State (as of Apr 13, 2023)
(Pac-12 games only)

TEAM GAME HIGHS

Batting

At bats:	44	-	at CAL (Apr 02, 2023)
Runs scored:	15	-	at Utah (Mar 18, 2023)
	15	-	at CAL (Apr 02, 2023)
Hits:	19	-	at CAL (Apr 02, 2023)
RBIs:	14	-	at Utah (Mar 18, 2023)
Doubles:	6	-	vs Utah (Mar 17, 2023 at Provo, Utah)
Home runs:	4	-	vs Arizona (Mar 26, 2023)
Total bases:	29	-	vs Arizona (Mar 26, 2023)
Walks:	7	-	at Utah (Mar 18, 2023)
	7	-	at CAL (Apr 02, 2023)
Strikeouts:	13	-	at CAL (Apr 01, 2023)
Sac hits:	2	-	vs Arizona (Mar 25, 2023)
Sac flies:	2	-	vs Arizona (Mar 26, 2023)
Stolen bases:	3	-	at CAL (Apr 02, 2023)
	3	-	vs Washington State (Apr 07, 2023)
Hit by pitch:	3	-	at Utah (Mar 19, 2023)
Caught stealing:	2	-	vs Arizona (Mar 26, 2023)
Runners LOB:	12	-	at CAL (Apr 02, 2023)
Hit into DP:	2	-	at Utah (Mar 18, 2023)
	2	-	at Utah (Mar 19, 2023)

Fielding

Putouts:	27	-	(10 times)
Assists:	16	-	at Utah (Mar 19, 2023)
Errors:	3	-	vs Utah (Mar 17, 2023 at Provo, Utah)
Passed balls:	1	-	vs Arizona (Mar 24, 2023)
DPs turned:	1	-	(6 times)

Pitching

Innings pitched:	9.0	-	(10 times)
Runs allowed:	11	-	at Utah (Mar 19, 2023)
Earned runs:	11	-	at Utah (Mar 19, 2023)
Walks allowed:	8	-	vs Washington State (Apr 07, 2023)
Strikeouts:	15	-	vs Washington State (Apr 07, 2023)
Hits allowed:	11	-	at Utah (Mar 19, 2023)
	11	-	at CAL (Apr 02, 2023)
Doubles allowed:	2	-	(7 times)
Triples allowed:	1	-	vs Arizona (Mar 24, 2023)
Homers allowed:	3	-	at CAL (Apr 02, 2023)
Wild pitches:	3	-	at Utah (Mar 19, 2023)
	3	-	at CAL (Apr 02, 2023)
Hit batters:	4	-	vs Utah (Mar 17, 2023 at Provo, Utah)

2023 Sun Devil Baseball
Season Game Highs for Arizona State (as of Apr 13, 2023)
(Pac-12 games only)

INDIVIDUAL GAME HIGHS

Batting

At bats:	6	-	(5 times)
Runs scored:	4	-	Contrades, Nu'u at Utah (Mar 18, 2023)
Hits:	4	-	(4 times)
RBI:	5	-	Keaschall, Luke vs Arizona (Mar 24, 2023)
	5	-	Contrades, Nu'u vs Arizona (Mar 25, 2023)
Doubles:	2	-	Contrades, Nu'u vs Utah (Mar 17, 2023 at Provo, Utah)
	2	-	Crenshaw, Wyatt at Utah (Mar 18, 2023)
	2	-	Contrades, Nu'u vs Arizona (Mar 25, 2023)
Home runs:	2	-	Keaschall, Luke vs Arizona (Mar 24, 2023)
Total bases:	8	-	(4 times)
Walks:	3	-	Campos, Ryan at Utah (Mar 18, 2023)
Strikeouts:	3	-	(5 times)
Sac hits:	1	-	(6 times)
Sac flies:	2	-	Tobias, Jacob vs Arizona (Mar 26, 2023)
Stolen bases:	2	-	Keaschall, Luke at CAL (Apr 02, 2023)
	2	-	Keaschall, Luke vs Washington State (Apr 07, 2023)
Hit by pitch:	1	-	(11 times)
Caught stealing:	1	-	(4 times)
Runners LOB:	6	-	Newman, Trey at CAL (Apr 02, 2023)

Fielding

Putouts:	15	-	Campos, Ryan vs Washington State (Apr 07, 2023)
Assists:	5	-	Contrades, Nu'u at Utah (Mar 19, 2023)
	5	-	Hill, Luke at CAL (Apr 02, 2023)
Errors:	2	-	Hill, Luke vs Utah (Mar 17, 2023 at Provo, Utah)
Passed balls:	1	-	Campos, Ryan vs Arizona (Mar 24, 2023)

Pitching

Innings pitched:	6.0	-	Curtis, Khristian vs Washington State (Apr 08, 2023)
Runs allowed:	5	-	Curtis, Khristian at Utah (Mar 18, 2023)
	5	-	Wainscott, Jesse at Utah (Mar 19, 2023)
	5	-	Giblin, Jonah at CAL (Apr 02, 2023)
Earned runs:	5	-	Curtis, Khristian at Utah (Mar 18, 2023)
	5	-	Wainscott, Jesse at Utah (Mar 19, 2023)
Walks allowed:	5	-	Dunn, Ross vs Washington State (Apr 07, 2023)
Strikeouts:	9	-	Curtis, Khristian at CAL (Apr 01, 2023)
	9	-	Dunn, Ross vs Washington State (Apr 07, 2023)
Hits allowed:	7	-	Dunn, Ross vs Arizona (Mar 24, 2023)
Doubles allowed:	2	-	Wainscott, Jesse vs Utah (Mar 17, 2023 at Provo, Utah)
	2	-	Dunn, Ross vs Washington State (Apr 07, 2023)
Triples allowed:	1	-	Dunn, Ross vs Arizona (Mar 24, 2023)
Homers allowed:	1	-	(13 times)
Wild pitches:	3	-	Giblin, Jonah at CAL (Apr 02, 2023)
Hit batters:	3	-	Dunn, Ross vs Utah (Mar 17, 2023 at Provo, Utah)

2023 Sun Devil Baseball
 Starter Statistics for Arizona State (as of Apr 13, 2023)
 (Pac-12 games only Sorted by Batting avg)

Record: 10-2 Home: 6-0 Away: 3-2 Neutral: 1-0 Pac-12: 10-2

Player	avg	gp-gs	ab	r	h	2b	3b	hr	rbi	tb	slg%	bb	hp	so	gdp	ob%	sf	sh	sb-att	po	a	e	fld%
15 Newman, Trey	.438	4-4	16	4	7	1	0	0	3	8	.500	0	0	5	0	.438	0	2	0-0	20	2	0	1.000
6 Contrades, Nu'u	.431	12-12	58	14	25	5	0	4	18	42	.724	0	0	10	0	.431	0	0	0-1	6	15	1	.955
32 Keaschall, Luke	.423	12-12	52	14	22	5	0	4	15	39	.750	3	1	9	1	.464	0	1	7-7	18	26	0	1.000
17 Campos, Ryan	.378	12-12	45	13	17	2	0	3	8	28	.622	10	2	4	1	.509	0	0	0-1	88	8	1	.990
18 Tobias, Jacob	.319	12-12	47	4	15	1	0	1	7	19	.404	6	0	9	1	.382	2	0	0-0	90	6	1	.990
11 Vu, Kien	.303	9-9	33	7	10	0	0	1	4	13	.394	1	2	11	0	.361	0	1	1-1	24	2	0	1.000
26 Cano, Willie	.294	5-5	17	3	5	1	0	0	5	6	.353	4	0	6	0	.409	1	1	0-0	0	0	0	.000
14 Crenshaw, Wyatt	.264	12-12	53	10	14	3	0	3	12	26	.491	2	1	12	0	.298	1	1	0-1	21	0	0	1.000
7 Hill, Luke	.263	11-11	38	9	10	1	0	1	5	14	.368	6	1	11	1	.370	1	0	0-0	16	29	4	.918
24 Jackson, Isaiah	.229	11-11	35	7	8	3	0	1	6	14	.400	3	4	12	0	.341	2	0	3-4	26	0	2	.929
2 Varnado, Drake	.200	1-1	5	1	1	0	0	0	1	1	.200	0	0	0	0	.200	0	0	0-0	1	3	0	1.000
21 Rogers, Will	.105	6-6	19	2	2	1	0	1	2	6	.316	1	0	7	2	.150	0	0	0-0	4	0	0	1.000
35 Beheler, Reese	.000	1-1	1	1	0	0	0	0	0	0	.000	1	0	1	0	.500	0	0	0-0	0	0	0	.000
Totals	.325	12	419	89	136	23	0	19	86	216	.516	37	11	97	6	.388	7	6	11-15	317	95	10	.976
Opponents	.237	12	380	64	90	14	1	13	58	145	.382	41	17	103	6	.331	9	4	15-16	301	82	11	.972

(Pac-12 games only Sorted by Earned run avg)

Player	era	w-l	app	gs	cg	sho	sv	ip	h	r	er	bb	so	2b	3b	hr	b/avg	wp	hp	bk	sfa	sha
46 Dunn, Ross	2.70	2-0	4	4	0	0/0	0	20.0	18	10	6	12	30	2	1	1	.240	3	5	0	0	1
5 Curtis, Khristian	5.40	1-0	4	4	0	0/0	0	18.1	18	12	11	9	23	3	0	2	.254	2	2	0	1	0
40 Giblin, Jonah	6.75	0-0	4	4	0	0/0	0	14.2	16	13	11	7	8	3	0	3	.291	4	1	0	4	1
Totals	4.75	3-0	12	12	0	0/0	0	53.0	52	35	28	28	61	8	1	6	.259	9	8	0	5	2
Opponents	8.38	0-7	12	12	0	0/0	0	48.1	73	48	45	16	46	13	0	13	.344	1	5	0	1	2

2023 Sun Devil Baseball
Non-Starter Statistics for Arizona State (as of Apr 13, 2023)
(Pac-12 games only Sorted by Batting avg)

Record: 10-2 Home: 6-0 Away: 3-2 Neutral: 1-0 Pac-12: 10-2

Player	avg	gp-gs	ab	r	h	2b	3b	hr	rbi	tb	slg%	bb	hp	so	gdp	ob%	sf	sh	sb-att	po	a	e	fld%
11 Vu, Kien	1.000	1-0	1	2	1	1	0	0	0	2	2.000	0	0	0	0	1.000	0	0	0-0	0	0	0	.000
8 Weaver, Jonny	.500	1-0	2	0	1	0	0	0	0	1	.500	0	0	1	0	.500	0	0	0-0	0	0	0	.000
35 Beheler, Reese	.333	1-0	3	1	1	0	0	0	1	1	.333	1	0	0	0	.500	0	0	0-0	0	0	0	.000
21 Rogers, Will	.000	1-0	2	0	0	0	0	0	0	0	.000	0	0	1	0	.000	0	0	0-0	0	0	0	.000
2 Varnado, Drake	.000	1-0	1	0	0	0	0	0	0	0	.000	0	0	0	0	.000	0	0	0-0	0	2	0	1.000
Totals	.333	12	9	3	3	1	0	0	1	4	.444	1	0	2	0	.400	0	0	0-0	1	6	0	1.000
Opponents	.308	12	13	2	4	1	0	0	6	5	.385	4	1	4	0	.474	1	0	0-0	6	10	1	.941

(Pac-12 games only Sorted by Earned run avg)

Player	era	w-l	app	gs	cg	sho	sv	ip	h	r	er	bb	so	2b	3b	hr	b/avg	wp	hp	bk	sfa	sha
37 Lebamoff, Nolan	0.00	1-0	6	0	0	0/0	0	3.2	0	0	0	2	1	0	0	0	.000	0	0	0	0	1
29 Stevenson, Owen	1.80	0-0	6	0	0	0/0	4	10.0	5	3	2	2	17	1	0	0	.143	0	1	0	0	0
47 Tieding, Matt	2.35	2-1	4	0	0	0/0	0	7.2	6	2	2	2	3	0	0	2	.231	0	1	0	1	1
33 Peery, Brock	3.38	1-0	4	0	0	0/0	0	2.2	2	1	1	1	2	1	0	0	.222	0	4	0	0	0
9 Pivaroff, Blake	3.68	2-0	8	0	0	0/0	1	7.1	4	3	3	2	5	0	0	2	.154	0	1	0	0	0
12 Manning, Timmy	5.23	1-0	5	0	0	0/0	0	10.1	8	6	6	5	12	1	0	1	.211	0	2	0	0	0
31 Hansell, Josh	7.71	0-0	1	0	0	0/0	0	2.1	2	2	2	0	0	0	0	1	.222	0	0	0	0	0
39 Wainscott, Jesse	10.38	0-1	7	0	0	0/0	1	8.2	13	10	10	2	6	4	0	1	.371	4	0	0	4	0
19 Gardner, Dylan	81.00	0-0	1	0	0	0/0	0	0.1	1	3	3	1	0	0	0	0	.500	0	1	0	0	0
10 Bodlovich, Christian	99.00	0-0	1	0	0	0/0	0	0.0	1	1	1	0	0	0	0	0	1.000	0	0	0	0	0
Totals	5.09	7-2	12	0	0	0/0	6	53.0	42	31	30	17	46	7	0	7	.219	4	10	0	5	2
Opponents	6.83	2-3	12	0	0	0/0	0	54.0	66	44	41	22	53	11	0	6	.306	7	6	0	6	4