



# ARIZONA STATE SUN DEVIL HOCKEY MEDIA NOTES



@SunDevilHockey



@SunDevilHockey



/SunDevilHockey

## 2023-24 SCHEDULE/RESULTS

Date	Opponent	Network	Time/Result
Oct. 6	vs. Arizona (ACHA)(EXH)	Pac-12 Stream	W, 16-0
Oct. 13	vs. #15/13 Merrimack	Pac-12 Stream	W, 1-0 (OT)
Oct. 14	vs. #15/13 Merrimack	Pac-12 Stream	W, 4-2
Oct. 20	vs. Northern Michigan	Pac-12 Stream	W, 3-2
Oct. 21	vs. Northern Michigan	Pac-12 Stream	W, 5-1
Oct. 27	at Miami	NCHC.tv	L, 5-4 (OT)
Oct. 28	at Miami	NCHC.tv	T, 1-1 (SO, W)
Nov. 3	vs. Stonehill	Pac-12 Stream	W, 5-4 (OT)
Nov. 4	vs. Stonehill	Pac-12 Stream	W, 3-2
Nov. 10	vs. #2 Denver	Pac-12 Stream	W, 6-5 (OT)
Nov. 11	vs. #2 Denver	Pac-12 Stream	L, 8-4 (EN)
Nov. 17	vs. Alaska Anchorage	Pac-12 Stream	W, 4-3
Nov. 19	vs. Alaska Anchorage	Pac-12 Stream	W, 3-0
Nov. 24	vs. #9 Providence	Pac-12 Stream	W, 4-3 (OT)
Nov. 26	vs. #9 Providence	Pac-12 Arizona	L, 2-1
Dec. 1	at Colorado College	NCHC.tv	T, 2-2 (OT)
Dec. 2	at Colorado College	NCHC.tv	W, 2-0
Dec. 8	vs. Dartmouth	Pac-12 Arizona	T, 4-4 (OT)
Dec. 9	vs. Dartmouth	Pac-12 Stream	T, 1-1 (OT)
Dec. 16	at Robert Morris	FloHockey	W, 4-1
Dec. 17	at Robert Morris	FloHockey	W, 8-3
Dec. 29	vs. Clarkson		W, 5-2
Dec. 30	vs. #17 Cornell		T, 2-2 (SO, W)
Jan. 5	vs. Harvard	Pac-12 Stream	W, 5-2
Jan. 6	Desert Hockey Classic	Pac-12 Stream	W, 2-1 (OT)
Jan. 12	vs. #18 Cornell	Pac-12 Stream	L, 3-2 (OT)
Jan. 13	vs. #18 Cornell	Pac-12 Stream	L, 4-1 (EN)
Jan. 19	vs. Augustana	Pac-12 Stream	L, 4-5
Jan. 20	vs. Augustana	Pac-12 Stream	W, 3-2
Feb. 2	vs. Lindenwood		T, 4-4 (SO, W)
Feb. 3	vs. Lindenwood	Pac-12 Insider	W, 5-1
Feb. 9	vs. Alaska Fairbanks	Pac-12 Insider	W, 2-0
Feb. 10	vs. Alaska Fairbanks	Pac-12 Stream	W, 4-2
Feb. 23	at Alaska Fairbanks	FloHockey	L, 3-1
Feb. 24	at Alaska Fairbanks	FloHockey	W, 4-3 (OT)
Mar. 1	Long Island	Pac-12 Stream	W, 4-2
Mar. 2	Long Island	Pac-12 Stream	W, 4-3
Mar. 8	at Alaska Anchorage	UAA YouTube	9:07 p.m.
Mar. 9	at Alaska Anchorage	UAA YouTube	7:07 p.m.

\*Times are in MST

## Game 37-38 | No. 19/20 Arizona State at Alaska Anchorage



**AVIS ALASKA SPORTS COMPLEX**  
Anchorage, AK

Friday, March 8  
9:07 p.m. MST  
Saturday, March 9  
7:07 p.m. MST

Watch: UAA YouTube  
Listen: Fox Sports 910



**Arizona State Sun Devils**  
23-7-6 Overall

**Alaska Anchorage Seawolves**  
14-16-2 Overall

## SCOUTING THE SERIES

On the hunt for a 25-win season, the Arizona State hockey team (23-7-6) returns to State 49 for the second time in two weeks to complete the home-and-home series with Alaska Anchorage (14-16-2). The two-game series this weekend, Friday, March 8 at 9:07 p.m. MST and Saturday, March 9 at 7:07 p.m. MST, completes ASU's 2023-24 regular season. Fans can stream both games on UAA's free YouTube channel and listen in on Fox Sports 910, the home of Sun Devil Hockey Radio.

The two teams met this past November at Mullett Arena. The Sun Devils came away with a series sweep of the Seawolves, 4-2 and 3-0. The shutout was credited to ASU netminder TJ Semptimphelter - the seventh of his collegiate career. ASU is 10-1-1 against fellow independents this season, including 5-1-0 against teams from the state of Alaska. ASU owns the all-time record against UAA dating back to 2015, 7-2-0.

After setting a new record for program wins on Saturday night in the 4-3 victory over Long Island, the Sun Devils look to continue extending that mark through the final two games of the regular season. The 2019-20 Sun Devil squad held the previous record at 22 wins.

Players to watch this weekend: Lukas Sillinger who will look to break the ASU single season record for points. Last weekend he tied the record set by Robert Mastrosimone (22-23) at 42. Matthew Kopperud aims to continue his climb up the leaderboard of the NCAA's all-time career power play goal scoring list. He currently ranks fifth in history with 39 PPG in his four seasons as a Sun Devil.

## TOP IN THE COUNTRY

The ASU team continues to rank among the top in the country in numerous categories:

- No. 3: ASU has the third-fewest losses in the NCAA at 7. Only No. 1 Boston College (5) and No. 13 Cornell (6) have fewer losses this season.
- No. 4: ASU has scored 37 power play goals in 36 games
- Tied-No. 4: ASU's 23 wins is tied for third-best in the country and ranks third overall for best winning percentage (.722)
- No. 5: Power play unit converts at a 26.1 percent success rate
- Tied-No. 11: ASU boasts one of the smallest goals against average in the country at 2.44
- No. 12: ASU has scored 121 goals in 36 games so far this season with an average of 3.36 goals per game

## BE THE TRADITION

Hockey SID: Paige Shacklett  
Cell Phone: (970) 946-0748  
Email: paige.shacklett@asu.edu  
Twitter: @paigeshacklett



2023-24 SUN DEVIL HOCKEY ROSTER

No.	Name	Pos.	S	Ht.	Wt.	Yr.	Hometown (Prev. School)
1	Chase Hamm	G	L	5-9	168	Fr.	Saskatoon, SK, Canada/Arizona State (ACHA)
2	Brandon Tabakin	D	L	5-10	175	Gr.	Woodbury, NY/ Yale (NCAA)
5	Ty Murchison	D	L	6-2	210	Jr.	Corona, CA/U.S. National U18 Team (USHL)
9	Anthony Dowd	D	R	5-7	152	Fr.	Point Pleasant Beach, NJ/ Chicago (USHL)
10	Tucker Ness	D	R	6-3	227	So.	Plymouth, MN/Waterloo (USHL)
11	Benji Eckerle	F	L	5-10	185	Sr.	Northville, MI/Tri-City (USHL)
13	Cade Alami	D	R	6-7	210	Jr.	Bedford, NY/Boston College (NCAA)
14	Ty Jackson	F	L	5-8	160	Sr.	Oakville, ON/Dubuque (USHL)/Northeastern (NCAA)
15	Dylan Jackson	F	R	5-10	170	Sr.	Oakville, ON/Dubuque (USHL)/Northeastern (NCAA)
16	Ethan Szmagaj	D	R	6-0	198	Jr.	Canton, MI/Waterloo (USHL)
17	Matthew Romer	F	R	5-11	180	Fr.	Chicago, IL/Omaha (USHL)
18	David Hymovitch	F	R	6-0	170	Fr.	Phoenix, AZ/Muskegon (USHL)
20	Jackson Niedermayer	F	L	6-0	198	Jr.	Newport Beach, CA/Penticton (BCHL)
21	Alex Young	F	R	5-11	185	Fr.	White Rock, BC/Vernon (BCHL)
24	Josh Niedermayer	D	L	6-0	205	Fr.	Newport Beach, CA/Penticton (BCHL)
25	Kyle Smolen	F	R	5-11	170	Fr.	Crystal Lake, IL/ Fargo (USHL)
26	Brian Chambers	F	R	6-1	190	Gr.	Weymouth, MA/ UMass-Lowell (NCAA)
27	Tim Lovell	D	L	5-10	161	Sr.	Hingham, MA/Des Moines (USHL)/Boston College (NCAA)
28	Matthew Kopperud	F	L	6-1	190	Sr.	Denver, CO/Dubuque (USHL)
29	Cole Gordon	F	L	6-2	210	Fr.	Windsor, CO/Minnesota (NAHL)
31	Gibson Homer	G	L	6-5	215	So.	Grand Rapids, MI/Chicago (USHL)
35	TJ Semptimphelter	G	L	6-1	195	Jr.	Marlton, NJ/Boston (NCDC)/Northeastern (NCAA)
39	Ryan O'Reilly	F	R	6-3	215	Sr.	Southlake, TX/Green Bay (USHL)
43	Cole Helm	F	L	5-11	195	Fr.	Dallas, TX/ Dubuque (USHL)
53	Ryan Alexander	F	L	5-10	180	So.	Toronto, ON./Fargo (USHL)
59	Tyler Gratton	F	L	6-2	200	Gr.	Pottstown, PA/ Penn State (NCAA)
61	Lukas Sillinger	F	L	5-11	172	Sr.	Regina, Sask./Penticton (BCHL)/Bemidji State (NCAA)
82	Charlie Schoen	F	R	5-10	165	So.	Andover, MN/Sioux City (USHL)
89	Tony Achille	F	L	6-0	175	Fr.	Hingham, MA/ Maine (NAHL)

**Head Coach:** Greg Powers  
**Associate Coach:** Alex Hicks  
**Associate Coach:** Albie O'Connell  
**Assistant Coach:** Dana Borges  
**Director of Operations:** Andrew Matheson  
**Strength & Conditioning Coach:** Liane Blyn  
**Athletic Trainer:** Rick Covard  
**Equipment Manager:** Corby Antropik  
**Athletic Communications:** Paige Shacklett

PRONUNCIATIONS

ALAMI: Ah-Lah-MEe  
BORGES: Boar-Jess  
ECKERLE: ECK-er-LEE  
HOMER: Home-ER  
HYMOVITCH: Hi-Mo-VITCH  
KOPPERUD: copper-RUDE  
LOVELL: LOVE-ULL  
ROMER: ROAM-er  
SCHOEN: Shane  
SEMPTIMPHELTER: Semp-TIM-felter  
SMOLEN: Ss-MULL-In  
SZMAGAJ: SHH-MAG-EE  
TABAKIN: TAH-Buh-KIN

ROSTER BREAKDOWN

By Position:	Forwards	17
	Defensemen	8
	Goaltenders	3
By Class:	Freshmen	9
	Sophomore	4
	Junior	5
	Senior	7
	Graduate	3
By State:	Canada	6
	California	3
	Massachusetts	3
	Michigan	3
	Colorado	2
	Minnesota	2
	New Jersey	2
	New York	2
	Texas	2
	Illinois	2
	Pennsylvania	1
	Arizona	1

RECORD BREAKDOWN

Overall Record	23-7-6
Home Record	18-5-3
Road Record	5-2-3
Last 5 Games	4-1-0
Last 10 Games	7-2-1
Scoring A Power-Play Goal	15-5-4
Not Scoring A Power-Play Goal	8-2-2
Allowing A Power-Play Goal	13-4-3
Not Allowing A Power-Play Goal	10-3-3
Scoring A Shorthanded Goal	2-0-1
Allowing A Shorthanded Goal	2-0-0
10 Or More Penalties (ASU)	1-1-0
Fewer Than 10 Penalties (ASU)	22-6-5
More Penalties Than Opponent	10-2-2
Fewer Penalties Than Opponent	10-4-1
Same Amount Of Penalties	3-1-2
In One-Goal Games	11-4-0
In Two-Goal Games	5-1-0
In Three-Goal or More Games	7-2-0
In Overtime Games	5-2-6
Scoring 4 or More Goals	15-3-2
Scoring 3 or More Goals	5-0-0
Scoring 2 or Fewer Goals	4-4-3
Allowing 4 or More Goals	2-4-2
Allowing 3 or Fewer Goals	18-3-3
Scoring First Goal Of Game	14-4-2
Opponents Score First	9-3-4
Leading After One Period	7-1-0
Trailing After One Period	7-2-4
Tied After One Period	8-4-2
Scoring First Goal Of Second Period	13-3-4
Leading After Two Periods	14-1-1
Trailing After Two Periods	6-4-1
Tied After Two Periods	4-2-3
Scoring First Goal Of Third Period	12-3-1
Having 10-19 Shots On Goal	3-1-0
Having 20-29 Shots On Goal	7-3-2
Having 30-39 Shots On Goal	10-3-4
Having 40 or More Shots On Goal	3-0-0
Allowing 10-19 Shots On Goal	2-3-0
Allowing 20-29 Shots On Goal	10-2-5
Allowing 30-39 Shots On Goal	9-4-1
Allowing 40 or More Shots On Goal	2-0-0
Outshooting Opponent	13-3-5
Opponent Outshoots ASU	9-4-1
Shots Are Even	1-0-0
October	4-1-1
November	6-2-0
December	4-0-4
January	3-3-0
February	4-1-1
March	2-0-0
First Game of the Series	9-4-3
Second Game of the Series	11-3-2
Fridays	10-4-3
Saturdays	11-2-3
Sundays	2-1-0
Games Following A Win	13-5-3
Games Following A Loss	3-2-2
Games Following A Tie	5-0-1

JERSEY BREAKDOWN



TALE OF THE TAPE

Sun Devils		Seawolves
3.4 (T11th)	Goals Per Game	2.8 (T34th)
2.4 (T7th)	Goals Against Average	3.0 (T31st)
11.2 (T9th)	Shots Percentage	9.6 (38th)
26.1% (5th)	Power Play	10.8% (63rd)
80.6% (T30th)	Penalty Kill	78.3% (45th)
51.2 (T23rd)	Faceoff %	49.1 (43rd)

RECORD VS. INDEPENDENTS

NCAA	2023-24	OVERALL	LAST MEETING
ALASKA ANCHORAGE	2-0-0	7-2-0	W, 3-0 - Nov. 19, 2023
ALASKA	3-1-0	7-9-1	W, 4-3 (OT) - Feb. 24, 2024
LINDENWOOD	1-0-1	3-0-1	W, 5-1 - Feb. 3, 2024
LONG ISLAND	2-0-0	6-0-0	W, 4-3 - March 2, 2024
STONEHILL	2-0-0	2-0-0	W, 3-2 - Nov. 4, 2023

2023-24 STAT LEADERS BREAKDOWN

Goals	Matthew Kopperud	21	Penalties	Tim Lovell	19
Assists	Lukas Sillinger	35	PIM	Tucker Ness	60
Points	Lukas Sillinger	42	PPG	Matthew Kopperud	15
Shots	Matthew Kopperud	117	SHG	29, 39, 53	1
Shot %	Kyle Smolen	.219	GWG	Matthew Kopperud	8
BLK	Ethan Szmajaj	57	GAA	Gibson Homer	1.87
+/-	Brandon Tabakin	+28	SV%	Gibson Homer	.934

SCORING BREAKDOWN

BY CLASS		CLASS LEADERS (2023-24)	
Class (Players)	Goals - Assists - Points	Player (Class)	Goals- Assists - Points
Freshmen (9)	13 - 25 - 38	Kyle Smolen (Fr.)	7 - 9 - 16
Sophomores (4)	11 - 18 - 29	Charlie Schoen (So.)	8 - 12 - 20
Juniors (5)	14 - 16 - 30	Jackson Niedermayer (Jr.)	9 - 4 - 13
Seniors (7)	61 - 111 - 172	Lukas Sillinger (Sr.)	7 - 35 - 42
Graduates (3)	17 - 30 - 47	Brian Chambers (Gr.)	4 - 16 - 20



# SUN DEVIL NOTES

## PLAYERS IN THE NATION'S TOP 15

- No. 1: After 13 appearances this season, Gibson Homer's .934 save percentage leads the country. His 1.87 goals against average is second in the NCAA.
- No. 1: Matthew Kopperud's power play goals continues to lead the NCAA with 15 this season.
- Tied-No. 1: Matthew Kopperud has a knack for scoring game-winning goals in 2023-24. The senior has scored eight GWG through his 36 games played.
- Tied-No. 2: Lukas Sillinger tallied 35 assists is two shy of the nation lead. Last weekend he broke the single season record for most assists in a season set by Robert Mastrosimone in 2022-23.
- No. 4: Brandon Tabakin's +28 plus/minus ranks 4th in the country.
- No. 8: Matthew Kopperud's 21 goals is tied for eighth. Fifteen of his goals are on the power play.
- No. 9: Tim Lovell notched 30 assists and continues to extend his program record setting mark for most assists in a single season by a defenseman.
- No. 10: TJ Semptimphelter holds the 10th spot in the NCAA for goaltender winning percentage at .708 (15-5-4)
- No. 12: Lukas Sillinger's 42 points on the year is tied for 12th. He boasts a 1.17 points per game through 36 played.
- No. 14: Brian Chambers won 357 faceoffs this season, ranked 14th in the NCAA.

## MOST WINS IN PROGRAM HISTORY

With the NCAA Tournament and Pairwise chase off of the table for the 2023-24 season, the team set its sights on accomplishing a new goal: the most wins in a single season in program history. Last weekend against Long Island, the team broke the record which was held by the 2019-20 squad who accomplished a 22-win season before the season was ultimately cut short due to Covid-19. The ASU squad now boasts a 23-win season which is fourth-most in the NCAA.

## SEVEN POINTS SILLY

Winger Lukas Sillinger is finishing his senior season strong, complete with seven points in the last three games. On Friday night vs. LIU he broke the program record for most single season assists after notching his 32 of the year. The next night, he tacked on three more for 35 apples.

## RANKED DEVILS

ASU continues its 21st-straight week in the national polls. Polls placed the Sun Devils at No. 18 after their series against Lindenwood. The highest national poll ranking ever received by the Sun Devils was No. 9 on Feb. 17, 2020 in the 2019-20 season.

## IN THE RANKINGS

USCHO.com	USA Hockey
March 3 - No. 20	March 2 - No. 19
Feb. 26 - No. 20	Feb. 26 - No. 19
Feb. 19 - No. 18	Feb. 19 - No. 18
Feb. 12 - No. 18	Feb. 12 - No. 18
Feb. 4 - No. 18	Feb. 4 - No. 18
Jan. 29 - No. 17	Jan. 29 - No. 18
Jan. 22 - No. 18	Jan. 22 - No. 18
Jan. 15 - No. 16	Jan. 15 - No. 16
Jan. 8 - No. 11	Jan. 8 - No. 10
Jan. 2 - No. 12	Jan. 2 - No. 13
Dec. 11 - No. 13	Dec. 11 - No. 14
Dec. 4 - No. 12	Dec. 4 - No. 12
Nov. 27 - No. 12	Nov. 27 - No. 13
Nov. 20 - No. 13	Nov. 20 - No. 13
Nov. 13 - No. 14	Nov. 13 - No. 14
Nov. 6 - No. 16	Nov. 6 - No. 17
Oct. 30 - No. 16	Oct. 30 - No. 19
Oct. 23 - No. 13	Oct. 23 - No. 16
Oct. 16 - No. 18	Oct. 16 - No. 19

## RECORD CHASE

- Tim Lovell is three points away from breaking the individual single-season record for most points by a defenseman. Sun Devil alum Brinson Pasichnuk set the record at 37 points in the 2019-20 season.

- Tim Lovell currently sits at the No. 2 spot for all-time career assists and assists by a defenseman with 63.

- Matthew Kopperud has 21 goals so far this season and is three away from breaking Johnny Walker's record for most in a single season at 23. Kopperud is eight goals away from breaking the all-time career goals record currently set at 70, also by Walker.

## BETWEEN THE PIPES

Gibson Homer continued to stand out in his sixth consecutive start over Senior Weekend last weekend. He reached 13 games played on the year and boasts a 1.87 goals against average and .934 save percentage complete with a 8-2-2 record. With his 13th game out of ASU's 36 played so far this season, Homer's stats finally entered the NCAA field as he's officially played 33 percent of the team's games. He now leads the country in save percentage and ranks second in goals against average.

# ARIZONA STATE QUICK FACTS

Location.....	Tempe, Ariz.
Enrollment.....	103,000
Nickname.....	Sun Devils
Colors.....	Maroon & Gold
Conference.....	Independent (Pac-12 in other sports)
President.....	Dr. Michael Crow
Interim Athletic Director.....	Dr. James Rund
Arena.....	Mullett Arena
Head Coach.....	Greg Powers (16th season)
Associate Coach.....	Alex Hicks (10th season)
Associate Coach.....	Albie O'Connell (1st season)
Assistant Coach.....	Dana Borges (1st season)
Director of Operations.....	Andrew Matheson (4th season)
Strength & Conditioning Coach.....	Liane Blyn (6th season)
Equipment Manager.....	Corby Antropik (2nd season)
Athletic Trainer.....	Rick Covard (4th season)
Powers' Career Record.....	294-177-36
Powers' NCAA Record.....	126-148-23

# HEAD COACH GREG POWERS

Coach Powers enters his ninth season as the head coach of the Division I program in 2023-24, and his 16th overall at the helm at ASU. He was a finalist for the 2019 and 2020 Spencer Penrose Award, which is awarded to the Division I Coach of the Year. Coach Powers was also named the 2018-19 Frank Kush Sun Devil Coach of the Year, as voted on by the 26 head coaches at Arizona State. On July 7, 2022, Arizona State University and Greg Powers agreed to a five-year contract extension through the 2026-27 season. In 2021-22, Powers led ASU to five-straight wins versus USCHO.com Top-20 opponents in 2021-22 for the first time in program history (the previous record for consecutive wins against ranked opponents was three-straight games). In 2021-22, the team boasted three of the top-10 scorers in the nation in Colin Theisen, Matthew Kopperud and Josh Doan. ASU scored 116 goals in 35 games for a 3.31 goals per game average, ranked No. 10 in the country. Under Powers, ASU became the fastest start-up collegiate hockey program to qualify for the postseason in 2018-19. At 21-13-1 and No. 10 in the Pairwise rankings, the Sun Devils made the largest jump in all of NCAA Division I year-to-year up from No. 53 at the end of 2017-18. During the 2013-14 season, Coach Powers helped guide the Sun Devils to their first-ever ACHA Division I National Championship. Himself a Sun Devil, Powers graduated from the Walter Cronkite School of Journalism in 1999 and was inducted into the ASU Hockey Player Hall of Fame in 2009. Collegiately, Greg was a three-time ACHA Division I All-American Goaltender while playing for the Sun Devils under the tutelage of Hall of Fame Head Coach Gene Hammett. The Sun Devils qualified for three national championships during Powers' four-season collegiate career, and he was named Team MVP for the 1996-1997 and 1997-1998 seasons.

# GLOVES ARE OFF

### #2 Brandon Tabakin (Gr., D)

- Fourth-highest plus/minus in the country at +28. Only three players have a better plus/minus in the country (tied for No. 1 at +31)
- Reached single-game highs of +3 in the 5-2 wins over Clarkson and Harvard
- Has finished less than even on plus/minus only once in all 34 games played this season
- Leads all ASU defensemen in SOG (65)

### #5 Ty Murchison (Jr., D)

- Set a new program record for career PIMs set on Saturday night vs. Lindenwood (210 PIMs) previous record was at 208 by Tyler Busch. Currently stands at 227
- Tallied his fourth assist of the year at Alaska
- Was the first California native to commit to Sun Devil Hockey in the NCAA DI era

### #9 Anthony Dowd (Fr., D)

- Second-most ASU rookie points with 13 (3G, 10A)
- Collected first career three-point night at RMU with 1G, 2A on Dec. 17, 2023
- Brother Jimmy Dowd is a junior defenseman at Penn State

### #10 Tucker Ness (So., D)

- Tallied his second career assist against Augustana on Benji Eckerle's goal
- Finished the weekend vs. Lindenwood with a +3 to improve his season plus/minus to +1

### #11 Benji Eckerle (Sr., F)

- 4th on team in assists (15)
- Tallied an assist in back-to-back nights vs. LIU.
- Enjoying the best statistical season of his collegiate career with 19 pts. (previous high was 9 pts).
- Went on a three-game assisting streak from Jan. 5-12. Was +5 combined over the streak
- Reached 100 career games on Dec. 29 (all at ASU)
- Only hockey player enrolled in Barrett, The Honors College at ASU

### #13 Cade Alami (Jr., D)

- Tallied his first ASU point vs. Alaska Anchorage on Nov. 19 with an assist on Tabakin's empty net goal
- Enjoys creating music and has several songs on major streaming services

### #14 Ty Jackson (Sr., F)

- Tallied second two-point night vs. LIU on Saturday
- Missed 15 games in the 2023-24 season due to injury, made his return on Feb. 9 versus Alaska
- Notched six pts. in his first 4 games back (3G, 3A)
- Reached 100 career NCAA games at CC on Dec. 1

### #15 Dylan Jackson (Sr., F)

- Out for the season with an injury.

### #16 Ethan Szmagaj (Jr., D)

- Scored his third goal of the season vs. Alaska on Feb. 10. New career record for goals in a season
- Leads the team in blocks with 57 in 34 games. The mark is 3 away from setting new career record

### #17 Matthew Romer (Fr., F)

- Tallied first collegiate point at Colorado College with an assist
- Boasts a +1 on the year through six games played

### #18 David Hymovitch (Fr., F)

- Played in his first collegiate game on Jan. 20 vs. Augustana

- The only ASU skater from the state of Arizona

### #20 Jackson Niedermayer (Jr., F)

- Third-best plus/minus on team (+12)
- Leads junior class in scoring (9G, 4A)
- Recorded his first two-goal game of the season vs. Lindenwood on Feb. 3, 2024. Record second two-goal game vs. LIU on March 1
- Scored three goals in four games in December
- Son of four-time Stanley Cup Champion Scott Niedermayer

### #21 Alex Young (Sr., F)

- Drafted by the San Jose Sharks
- Tallied his 23rd career multi-point night on Nov. 26 vs. #9 Providence with two goals

### #24 Josh Niedermayer (Fr., D)

- Tallied first collegiate assist on Oct. 21 vs. NMU
- Played in his first collegiate game on season opening night, Oct. 13, 2023.
- Younger brother of Jackson Niedermayer, sons of four-time Stanley Cup champ Scott Niedermayer

### #25 Kyle Smolen (Fr., F)

- Finished the series vs. LIU as a +3 with two assists
- On Saturday night, won 12-4 faceoffs (.750)
- Put up a five point weekend at the Desert Hockey Classic (3G, 2A), including OT game winner in championship round vs. Omaha
- Tallied his first career game-winning goal vs. Clarkson at the Adirondack Winter Invitational
- Highest shot percentage on team (.219)

### #26 Brian Chambers (Gr., F)

- 14th in the country in faceoff wins. He has taken over 380 more faceoffs than any other ASU skater
- Season-high single game faceoff percentage vs. LIU at .733 (11-4)
- Only finished less than even 5 times through 36 games
- Third on team in assists with 16

### #27 Tim Lovell (Sr., D)

- 30 assists tied at sixth in the NCAA (3rd-most for d-men)
- Second-best plus/minus on team (+13)
- His 34 points are second-most points on team
- Nominated for the Hobey Baker Award
- Set new program record for most assists by a defenseman in a single season at 28 (now at 30)

### #28 Matthew Kopperud, A (Sr., F)

- Lead NCAA in GWG (8) and PPG (15)
- Continues to set ASU program record for most 39 career PPG. The mark is tied for fifth in the NCAA all-time leader record book for career PPG.
- Third-most points on the team with 34 (21G, 13A).
- Leads the team in goals scored (21)

### #29 Cole Gordon (Fr., F)

- Leads the team in faceoff percentage (at least 200 attempts) with .527 (119-107)
- Scored his first collegiate goal (shorthanded) vs. Stonehill on Nov. 4

### #31 Gibson Homer (So., G)

- Leads the NCAA in save percentage. Boasts 2nd-best GAA
- Recorded first NCAA career shutout vs. Alaska on Feb. 9 in seventh-ever career start
- In the shutout he recorded a career high in saves at 37 (fourth-most saves in a shutout by an ASU goaltender in program history)

- NCAA debut at Miami on Oct. 28 (23 saves)

- Became the 13th goaltender to suit up in maroon & gold

### #35 TJ Semptimphelter (Jr., G)

- Ranked 10th in country in goalie winning percentage (.708)
- Earned eighth career shutout at Colorado College to tie ASU program record set by Joey Daccord.
- Three shutouts so far this season (CC, Anchorage, and #15 Merrimack)
- Five shutouts in 2022-23 included: Bemidji State, Colgate, Alaska Anchorage, Air Force, St. Thomas
- Had a perfect 800 score in math on the SAT. On course to graduate as a junior in May 2024

### #39 Ryan O'Reilly, A (Sr., F)

- Tallied his first career two-goal night in the 5-2 win against Harvard. Put up another two-goal night vs. Lindenwood on Feb. 2, 2024
- Scored a goal in back-to-back nights against LIU, finished the weekend with a +3 (+10 on season)
- Scored the sole regulation goal for ASU in the 2-1 OT win vs. Omaha for Desert Hockey Classic championship

### #43 Cole Helm (Fr., F)

- Tallied his first career point with an assist vs. Lindenwood on Feb. 3, 2024
- Skated in his first collegiate game vs. Stonehill on Nov. 3 at Mullett Arena

### #53 Ryan Alexander (So., F)

- Tallied his fifth career multipoint night at RMU with two assists on Dec. 17, 2023
- Second-best faceoff percentage on team at .514 (at least 200 attempts)
- Head of the comedy club at Arizona State

### #59 Tyler Gratton, C (Gr., F)

- Scored his first career hat trick at Robert Morris on Dec. 17, 2023. Prior he had never scored more than one goal in a game in his collegiate career (142 games)
- Second-highest goal-scorer on ASU squad (12)
- Played in his 150th career collegiate game on Friday vs. Augustana

### #61 Lukas Sillinger, A (Sr., F)

- Tallied his 9th (29th career) multipoint game at Alaska on Saturday (3A)
- Leads team in most three point- plus nights this season (5). ASU is 5-0-0 when Sillinger tallies three or more points
- First ASU player to tally five points in a game since Anthony Croston in 2016 (1G, 4A at RMU 12/17/23)
- His 38 points leads the ASU team
- Nominated for the Hobey Baker award
- Currently tied at single season program record for points (42)

### #82 Charlie Schoen (So., F)

- Tallied his fifth career multipoint night on Feb. 24 at Alaska (2G). It was Schoen's first collegiate career two-goal game
- Went on a three-game point scoring streak from Oct. 20-27 (1G, 4A) and Nov. 10-17 (1G, 2A)

### #89 Tony Achille (Fr., F)

- Tallied his first career point, an assist, vs. No. 17 Cornell on Dec. 30, 2023
- Recorded an assist vs. Lindenwood on Feb. 3

## ARIZONA STATE SINGLE-GAME CAREER HIGHS

**#2 Brandon Tabakin**

Goals: 1 (5 times, last vs. Alaska Fairbanks, 02/23/24)  
Assists: 1 (17 times, last time vs. Alaska Fairbanks, 02/24/24)  
Points: 2 (at Dartmouth, 12/31/22)  
Plus/Minus: +3 (vs. Clarkson, 12/29/23 & vs. Harvard, 01/05/24)

**#5 Ty Murchison**

Goals: 2 (at Colorado College, 12/17/21)  
Assists: 1 (10 times, last vs. Alaska Fairbanks, 02/10/24)  
Points: 2 (at Colorado College, 12/17/21)

**#9 Anthony Dowd**

Goals: 2 (at Robert Morris, 12/17/23)  
Assists: 2 (vs. Stonehill, 11/03/23; vs. Northern Michigan, 10/21/23)  
Points: 3 (vs. Stonehill, 11/03/23 and at Robert Morris, 12/17/23)

**#10 Tucker Ness**

Assists: 1 (vs. Stonehill, 11/03/23 and vs. Augustana, 01/19/24)  
Points: 1 (vs. Stonehill, 11/03/23 and vs. Augustana, 01/19/24)  
Plus/minus: +2 (vs. Lindenwood, 02/03/24)

**#11 Benji Eckerle**

Goals: 1 (13 times, last vs. Augustana, 01/19/24)  
Assists: 1 (28 times, last vs. Long Island, 03/04/24)  
Points: 2 (3 times, last vs. Dartmouth, 12/08/23)

**#13 Cade Alami**

Goals: N/A  
Assists: 1 (6 times, last at Colorado College, 12/02/23)  
Points: 1 (6 times, last at Colorado College, 12/02/23)

**#14 Ty Jackson**

Goals: 1 (25 times, last time vs. Alaska Fairbanks, 02/24/24)  
Assists: 4 (vs. Lindenwood, 02/17/23)  
Points: 4 (vs. Lindenwood, 02/17/23)

**#15 Dylan Jackson**

Goals: 3 (2 times, last vs. #2 Denver, 11/10/23)  
Assists: 2 (5 times, last at Miami, 10/28/23)  
Points: 4 (vs. Lindenwood, 02/17/23)

**#16 Ethan Szmagaj**

Goals: 1 (5 times, last vs. Alaska Fairbanks, 02/10/24)  
Assists: 2 (at Bemidji State, 10/08/22)  
Points: 2 (at Bemidji State, 10/08/22)  
Blocks: 7 (at New Hampshire, 12/10/22)

**#17 Matthew Romer**

Goals: N/A  
Assists: 1 (at Colorado College, 12/01/23)  
Points: 1 (at Colorado College, 12/01/23)

**#18 David Hymovitch**

Goals: N/A  
Assists: N/A  
Points: N/A

**#20 Jackson Niedermayer**

Goals: 2 (3 times, last vs. Long Island, 03/01/24)  
Assists: 1 (6 times, last time vs. Augustana, 01/19/2024)  
Points: 2 (3 times, last vs. Long Island, 03/01/24)

**#21 Alex Young**

Goals: 3 (vs. Harvard, 12/03/22)  
Assists: 3 (at Clarkson, 12/23/20)  
Points: 3 (3 times, last vs. Yale, 11/19/22)

**#24 Josh Niedermayer**

Goals: N/A  
Assists: 1 (2 times, last vs. #9 Providence, 11/24/23)  
Points: 1 (2 times, last vs. #9 Providence, 11/24/23)

**#25 Kyle Smolen**

Goals: 2 (vs. Clarkson, 12/29/23 & vs. Harvard, 01/05/24)  
Assists: 2 (vs. Lindenwood, 02/02/24)  
Points: 3 (vs. Harvard, 01/05/24)

**#26 Brian Chambers**

Goals: 2 (at Maine, 01/14/23)  
Assists: 3 (vs. Miami, 10/08/22)  
Points: 3 (2 times: vs. Stonehill, 11/3/23, vs. Miami, 10/08/22)

**#27 Tim Lovell**

Goals: 1 (12 times, last time vs. Augustana, 01/20/2024)  
Assists: 4 (at Robert Morris, 12/17/23)  
Points: 4 (at Robert Morris, 12/17/23)  
Blocks: 5 (at Colorado College, 12/01/23)

**#28 Matthew Kopperud**

Goals: 2 (13 times, last time vs. Long Island, 03/04/24)  
Assists: 2 (5 times, last time vs. Augustana, 01/20/24)  
Points: 4 (vs. New Hampshire, 10/16/21)

**#29 Cole Gordon**

Goals: 1 (3 times, last vs. Harvard, 01/05/24)  
Assists: N/A  
Points: 1 (3 times, last vs. Harvard, 01/05/24)

**#31 Gibson Homer**

Saves: 37 (vs. Alaska Fairbanks, 02/09/24)

**#35 TJ Semptimphelter**

Saves: 53 (at No. 1 Denver, 12/02/22)  
Saves in a Shutout: 40 (at Bemidji State, 10/07/22)  
Points: 1 (vs. Harvard, 01/05/24)

**#39 Ryan O'Reilly**

Goals: 2 (vs. Lindenwood 02/02/24 & vs. Harvard, 01/05/24)  
Assists: 3 (at Notre Dame, 01/10/21)  
Points: 3 (at Notre Dame, 01/10/21)

**#43 Cole Helm**

Goals: N/A  
Assists: 1 (vs. Lindenwood, 02/03/24)  
Points: 1 (vs. Lindenwood, 02/03/24)

**#53 Ryan Alexander**

Goals: 2 (vs. Minnesota, 11/26/22)  
Assists: 2 (2 times, vs. Lindenwood 02/03/24 & at Robert Morris, 12/17/23)  
Points: 2 (6 times, last time vs. Lindenwood, 02/03/24)

**#59 Tyler Gratton**

Goals: 3 (at Robert Morris, 12/17/23)  
Assists: 3 (vs. St. Thomas, 10/20/22)  
Points: 3 (vs. St. Thomas, 10/20/22 and at Robert Morris, 12/17/23)

**#61 Lukas Sillinger**

Goals: 2 (4 times, last time vs. Lindenwood, 02/17/23)  
Assists: 4 (at Robert Morris, 12/17/23)  
Points: 5 (at Robert Morris, 12/17/23)

**#82 Charlie Schoen**

Goals: 2 (vs. Alaska Fairbanks, 02/24/24)  
Assists: 2 (at Miami, 10/27/23)  
Points: 2 (5 times, last vs. Alaska Fairbanks, 02/24/24)

**#89 Tony Achille**

Goals: N/A  
Assists: 1 (3 times, last vs. Lindenwood, 02/03/24)  
Points: 1 (3 times, last vs. Lindenwood, 02/03/24)



## ARIZONA STATE LAST TIME IT HAPPENED

Won in overtime	at Alaska (4-3)	Feb. 24, 2024
Lost in overtime	vs. #18 Cornell (3-2)	Jan. 12, 2024
Overtime tie	vs. Lindenwood (4-4)	Feb. 2, 2024
Scored 5 goals	vs. Lindenwood	Feb. 3, 2024
Scored 6 goals	vs. #2 Denver	Nov. 10, 2023
Scored 7+ goals	at Robert Morris (8)	Dec. 17, 2023
Allowed 5+ goals	vs. #2 Denver (8, 2EN)	Nov. 11, 2023
Shutout on road	@ #4 Minnesota (0-10)	Jan. 21, 2021
Shutout at home	vs. #17 Minnesota State (0-5)	Jan. 14, 2023
Shutout at neutral site	vs. #19 Clarkson (0-3)	Dec. 28, 2018
Had a home shutout	vs. Alaska Anchorage (3-0)	Nov. 19, 2023
Had a road shutout	@ Colorado College (2-0)	Dec. 2, 2023
Had a neutral site shutout		
Had a home sweep	vs. Long Island (6x in 2023-24)	March 1-2, 2024
Had a road sweep	@ Robert Morris	Dec. 16-17, 2023
Swept at home	vs. #18 Cornell	Feb. 24-25, 2023
Swept on the road	@ Alaska Fairbanks	Jan. 12-13, 2024
Scored a SHG	Ryan O'Reilly vs. Lindenwood	Feb. 2, 2024
Allowed a SHG	vs. Long Island	March 2, 2024
Scored 2 PPG's	vs. Long Island (Kopperud & Chambers)	March 2, 2024
Scored 3 PPG's	vs. Alaska Fairbanks (Kopperud, T. Jackson, Kopperud)	Feb. 10, 2024
Player w/ 2+ PPG's	Matthew Kopperud (2) vs. Alaska Fairbanks	Feb. 10, 2024
	Tyler Gratton (2) at Robert Morris	Dec. 17, 2023
	Matthew Kopperud (2) at Robert Morris	Dec. 16, 2023
	Matthew Kopperud (2) vs. New Hampshire	Oct. 16, 2021
	Matthew Kopperud (2) vs. UMass Lowell	Oct. 2, 2021
	Matthew Kopperud (2) vs. #18 Notre Dame	Jan. 10, 2021
Allowed 2 PPG's	vs. Long Island	March 1, 2024
Allowed 3+ PPG's	vs. #11/12 Denver (4)	Dec. 4, 2021
Acquired 10+ Penalties	at Alaska (21)	Feb. 23, 2024
Committed 0 Penalties	@ #1 Minnesota	Jan. 4, 2021
Scored a hat trick	Tyler Gratton at Robert Morris	Dec. 17, 2023
	Dylan Jackson vs. #2 Denver	Nov. 10, 2023
Allowed a hat trick	vs. Alaska Fairbanks	Feb. 24, 2023
Player had 3 assists	Lukas Sillinger (3) vs. Long Island	March 2, 2024
	Lukas Sillinger (3) at Alaska Fairbanks	Feb. 24, 2024
	Lukas Sillinger (3) vs. Alaska Anchorage	Nov. 17, 2023
	Robert Mastro Simone (3) at Alaska Anchorage	March 3, 2023
	Robert Mastro Simone (3) vs. #2 Minnesota	Nov. 26, 2022
	Jack Becker (3) at Colorado College	Dec. 17, 2021
	Josh Doan (3) vs. UMass Lowell	Oct. 2, 2021
	Walker & O'Reilly (3) at #18 Notre Dame	Jan. 10, 2021
Player had 4 assists	Lukas Sillinger (4) at Robert Morris	Dec. 17, 2023
	Tim Lovell (4) at Robert Morris	Dec. 17, 2023
	Ty Jackson (4) vs. Lindenwood	Feb. 17, 2023
Player had 5 assists	Anthony Croston (5) vs. Brown	Dec. 30, 2016
Player had 3 points	Lukas Sillinger (3A) vs. Long Island	March 2, 2024
	Lukas Sillinger (3A) at Alaska Fairbanks	Feb. 24, 2024
	Matthew Kopperud (2G, 1A) vs. Alaska Fairbanks	Feb. 10, 2024
	Kyle Smolen (2G, 1A) vs. Harvard	Jan. 5, 2024
	Tyler Gratton (3G) at Robert Morris	Dec. 17, 2023
	Matthew Kopperud (1G, 2A) at Robert Morris	Dec. 17, 2023
	Lukas Sillinger (3A) vs. Alaska Anchorage	Nov. 17, 2023
	Tim Lovell (1G, 2A) vs. #2 Denver	Nov. 11, 2023
	Dylan Jackson (3G) vs. #2 Denver	Nov. 10, 2023
	Ty Jackson (1G, 2A) vs. #2 Denver	Nov. 10, 2023
	Lukas Sillinger (1G, 2A) vs. #2 Denver	Nov. 10, 2023
	Brian Chambers (1G, 2A) vs. Stonehill	Nov. 3, 2023
	Anthony Dowd (1G, 2A) vs. Stonehill	Nov. 3, 2023
Player had 4 points	Tim Lovell (4A) at Robert Morris	Dec. 17, 2023
	Josh Doan (1G, 3A) at Alaska Anchorage	March 3, 2023
	Ty Jackson (4A), Dylan Jackson (2G, 2A)	Feb. 17, 2023
Player had 5 points	Lukas Sillinger (1G, 4A) at Robert Morris	Dec. 17, 2023
	Anthony Croston (5A) vs. Brown	Dec. 30, 2016
Registered 40+ SOG	at Robert Morris (43)	Dec. 16, 2023
Registered 50+ SOG	vs. Omaha (53), vs St. Thomas (50), Lindenwood (53), RMU (56)	10/27/18, 10/29/21, 02/17/23, 12/27/23
Allowed 40+ SOG	vs. #9 Providence (41)*	Nov. 24, 2023
Allowed 50+ SOG	vs. Boston College (50)	Dec. 30, 2022
Goalie had 30-39 saves	Gibson Homer (37) vs. Alaska Fairbanks	Feb. 10, 2024
Goalie had 40+ saves	TJ Semptimphelter vs. Boston College (42)	Dec. 31, 2022
Goalie had 50+ saves	TJ Semptimphelter (53) at #1 Denver	Dec. 2, 2022
Goalie assist	TJ Semptimphelter vs. Harvard	Jan. 5, 2024

\*Includes Overtime

## 2023-24 REGULAR-SEASON HIGHS AND LOWS

Most Goals Scored in a Game	8	at Robert Morris	Dec. 17, 2023
Most Goals Allowed in a Game	8	vs. #2 Denver	Nov. 11, 2023
Most Goals Scored in a Period	5	at Robert Morris	Dec. 17, 2023
Most Goals Allowed in a Period	4	vs. #2 Denver	Nov. 11, 2023
Most Shots On Goal in a Game	56	at Robert Morris	Dec. 17, 2023
Most Shots On Goal Allowed in a Game	41*	vs. #9 Providence	Nov. 24, 2023
Most Shots On Goal in a Period	27	at Robert Morris (2nd period)	Dec. 17, 2023
Most Shots On Goal Allowed in a Period	17	vs. Alaska Fairbanks (2nd period)	Feb. 9, 2024
Fewest Shots On Goal in a Game	14	at Colorado College	Dec. 2, 2023
Fewest Shots On Goal Allowed in a Game	17	vs. Northern Michigan	Oct. 21, 2023
Fewest Shots On Goal in a Period	2	vs. #18 Cornell (3rd period) & Alaska (3rd)	Jan. 13 & Feb. 9, 2024
Fewest Shots On Goal Allowed in a Period	3	vs. Harvard (2nd period)	Jan. 5, 2024
Most Saves in a Game	38 (2x)	Semptimpfelter vs #9 Providence & CC	Nov. 24 & Dec. 2, 2023
Most PPG in a Game	3	vs. Alaska Fairbanks (Kopperud, T. Jackson, Kopperud) at Robert Morris (Gratton, Gratton, Kopperud) vs. Northern Michigan (Schoen, Kopperud, D. Jackson)	Feb. 10, 2024 Dec. 17, 2023 Oct. 21, 2023
Most PPG Allowed in a Game	2	at Alaska at Robert Morris vs. #2 Denver vs. Lindenwood	Feb. 23, 2024 Dec. 17, 2023 Nov. 11, 2023 Feb. 2, 2024
Most PP Opportunities in a Game	7 (4x)	vs #15 Merrimack & #9 Providence & RMU	Oct. 13 & Oct. 14 & Nov. 24, 2023 & Dec. 16, 2023
Most ASU Penalties in a Game	21	at Alaska	Feb. 23, 2024
Longest Undefeated Streak	10	Dec. 1, 2023 - Jan. 6, 2024	
Longest Winning Streak	4	Oct. 13-21, 2023	
Longest Home Winning Streak	7	Oct. 13-Nov. 10, 2023	
Longest Road Winning Streak	4	Dec. 2, 2023-Dec. 30, 2023	
Longest Winless Streak	3	Jan. 12-19, 2024 (Cornell series & Augustana game 1)	
Longest Home Winless Streak	3	Jan. 12-19, 2024 (Cornell series & Augustana game 1)	
Longest Road Winless Streak	2	Oct. 27-28, 2023 (loss and tie at Miami)	
Longest Winning Streak Against Ranked Teams	3	No. 15 Merrimack (sweep); #2 Denver (1 game)	
Quickest Goal from Start of Game (Sun Devils)	:27 (1st)	vs. Stonehill (Cole Gordon)	Nov. 4, 2023
Quickest Goal from Start of Game (Opp.)	01:46 (1st)	vs. Lindenwood	Feb. 2, 2024
Shortest Time Between Two Goals (Sun Devils)	0:21	vs #15 Merrimack (Kopperud & Young)	Oct. 14, 2023
Shortest Time Between Two Goals (Opp.)	1:40	Stonehill	Nov. 3, 2023
Shortest Time Between Two Goals (Both teams)	:19	vs Stonehill	Nov. 3, 2023
Largest Margin of Victory	5	at Robert Morris (8-3)	Dec. 17 2023
Largest Margin of Defeat	4	vs. #2 Denver (2 empty net)	Nov. 11, 2023
Largest Crowd at Home		5,124 vs. #18 Cornell	Jan. 13, 2024
Shutouts This Year	4	Gibson Homer vs. Alaska Fairbanks (37 saves) TJ Semptimpfelter at Colorado College (38 saves) TJ Semptimpfelter vs. Alaska Anchorage (21 saves) TJ Semptimpfelter vs #15 Merrimack (31 saves)	Feb. 9, 2024 Dec. 2, 2023 Nov. 19, 2023 Oct. 13, 2023
Shutouts Against This Year	N/A		
Hat Tricks	2	Tyler Gratton at Robert Morris Dylan Jackson vs. #2 Denver	Dec. 17, 2023 Nov. 10, 2023
Largest Comeback Victory in 2-0 Deficit	5-2, W	vs. Clarkson (down 2-0 in 2nd period)	Dec. 29, 2023

\*Includes Overtime



## 2023-24 Sun Devil Hockey Game Notes

### OVERALL REGULAR-SEASON HIGHS AND LOWS

Most Goals Scored in a Game	8	vs. Brown at #14/15 Wisconsin vs. Lindenwood at Robert Morris	Dec. 30, 2016 Nov. 28, 2020 Feb. 17, 2023 Dec. 17, 2023
Most Goals Allowed in a Game	10	at #4 Minnesota at Merrimack	Jan. 21-22, 2021 Jan. 31, 2016
Most Goals Scored in a Period	5	2nd period at Robert Morris 3rd period vs. RIT	Dec. 17, 2023 Jan. 17, 2020
Most Goals Allowed in a Period	6	3rd period at #4 Minnesota	Jan. 22, 2021
Most Shots On Goal in a Game	56	at Robert Morris	Dec. 17, 2023
Most Shots On Goal Allowed in a Game	57	at Quinnipiac at UMass-Lowell at Quinnipiac	Oct. 15, 2015 Jan. 30, 2016 Jan. 27, 2017
Most Shots On Goal in a Period	27	2nd period at Robert Morris	Dec. 17, 2023
Most Shots On Goal Allowed in a Period	28	3rd period at Quinnipiac	Jan. 28, 2017
Fewest Shots On Goal in a Game	11	at #12/14 Wisconsin	Jan. 16, 2021
Fewest Shots On Goal Allowed in a Game	15	at Air Force at #6 North Dakota	Oct. 18, 2019 Oct. 29, 2022
Fewest Shots On Goal in a Period	1	3rd period at Quinnipiac 1st period at Bentley 3rd period vs. Boston College	Jan. 28, 2017 Feb. 8, 2020 Dec. 31, 2022
Fewest Shots On Goal Allowed in a Period	1	1st period vs. Alabama-Huntsville	Nov. 3, 2017
Most Saves in a Game	53	Joey Daccord at Quinnipiac TJ Semptimphelter at #1 Denver	Jan. 28, 2017 Dec. 2, 2022
<b>Most Penalties in a Game</b>	<b>21</b>	<b>at Alaska</b>	<b>Feb. 23, 2024</b>
Most PPG in a Game	5	vs. Omaha	Oct. 27, 2018
Most PPG Allowed in a Game	6	at Notre Dame	Oct. 7, 2016
Longest Undefeated Streak	10	Dec. 1, 2023-Jan. 6, 2024	
Longest Winning Streak	7	Jan. 25 - Feb. 15, 2020	
Longest Home Winning Streak	10	Oct. 26, 2018 - Feb. 16, 2019	
Longest Road Winning Streak	3	Dec. 2, 2023 - present Jan. 11-15, 2022 Nov. 28 - Dec. 3, 2020 Jan. 25 - Feb. 8, 2020 Jan. 26 - Feb. 2, 2019 Dec. 13-17, 2016	
Longest Winless Streak	16	Nov. 27, 2015 - Jan. 31, 2016	
Longest Home Winless Streak	4	Nov. 4 - Dec. 8, 2017	
Longest Road Winless Streak	17	Nov. 27, 2015 - Oct. 22, 2016	
Quickest Goal from Start of Game (Sun Devils)	0:11	at #13/16 Notre Dame	Dec. 3, 2020
Quickest Goal from Start of Game (Opp.)	0:09	at Holy Cross	Nov. 25, 2016
Shortest Time Between Two Goals (Sun Devils)	0:07	vs. RIT	Jan. 17, 2020
Shortest Time Between Two Goals (Opp.)	0:11	at Penn State	Nov. 18, 2016
Shortest Time Between Two Goals (Both teams)	0:07	vs. #11/12 Denver	Dec. 3, 2021
Largest Margin of Victory	6	vs. Lindenwood	Feb. 17, 2023
Largest Margin of Defeat	10	at #4 Minnesota at Merrimack	Jan. 21 & 22, 2021 Jan. 31, 2016
Largest Crowd at Home	5,179	vs. No. 17 Minnesota State	Jan. 14, 2023
Hat Tricks	8	vs. Southern New Hampshire (Croston) vs. Omaha (Walker, 4) vs. #4 Denver (Walker) vs. Alaska Anchorage (B. Pasichnuk) vs. St. Thomas (Theisen) vs. Long Island (D. Jackson) vs. #2 Denver (D. Jackson) at Robert Morris (Gratton)	Jan. 20, 2017 Oct. 27, 2018 Dec. 6, 2019 Feb. 15, 2020 Oct. 30, 2021 March 10, 2023 Nov. 10, 2023 Dec. 17, 2023

Hat Tricks Against (11): at UMass-Lowell (Smith) - Jan. 30, 2016; ; at Penn State (Smirnov) - Nov. 18, 2016; vs. Brown (Corcoran) - Dec. 30, 2016; vs. St. Cloud State (Jackson) - Dec. 31, 2016; vs. Boston University (Carpenter) - Jan. 26, 2018; at Wisconsin (Ahcan) - Feb. 21, 2020; at #7 Michigan (Beniers) - Feb. 26, 2021; at Colgate (Young) - Oct. 22, 2021; at Quinnipiac (Chau) - Nov. 13, 2021; vs. #11/12 Denver (Stapley) - Dec. 3, 2021; at #4 Minnesota (McManus, Walker) - Jan. 21, 2021

## 2023-24 GAME-BY-GAME RESULTS

No.	Date	Opponent	Result	Score	Record	ASU Goal	Opp. Goal	SF-SA	PP/PK
1.	Oct. 13	vs. #15 Merrimack	W	1-0 (OT)	1-0	28		31-32	7/3
2.	Oct. 13	vs. #15 Merrimack	W	4-2	2-0	39, 61*, 28*, [21]	10, 21	31-31	7/5
3.	Oct. 20	vs. Northern Michigan	W	3-2	3-0	27, 25, 59*	19, 22*	31-25	4/5
4.	Oct. 21	vs. Northern Michigan	W	5-1	4-0	82*, 28*, 21, 15*, 11	22*	33-17	6/3
5.	Oct. 27	at Miami	L	5-4 (OT)	4-1	14, 61, 25, 21*	3, 8, 6*, 11, 17	34-33	3/2
6.	Oct. 28	at Miami	T	1-1	4-1-1	61	7	30-24	4/4
7.	Nov. 3	vs. Stonehill	W	5-4 (OT)	5-1-1	59, 39, 26, 28*, 9	19*, 10, 25, 55	36-30	6/3
8.	Nov. 4	vs. Stonehill	W	3-2	6-1-1	29^, 59*, 28	20, 4*	46-25	1/4
9.	Nov. 10	vs. #2 Denver	W	6-5 (OT)	7-1-1	14*, 15, 15*, 61, 15, 59	15^, 28, 15^, 10*, 10	25-40	3/5
10.	Nov. 11	vs. #2 Denver	L	8-4 (EN)	7-2-1	61*, 27, 59, 28*	6, 10, 4*, 4*, 18, [15], [14], 12	33-28	6/3
11.	Nov. 17	vs. Alaska Anchorage	W	4-3	8-2-1	14, 27*, 28*, 82	20, 11*, 14	35-28	4/4
12.	Nov. 19	vs. Alaska Anchorage	W	3-0	9-2-1	53, 15*, [2]		34-21	4/1
13.	Nov. 24	vs. #9 Providence	W	4-3 (OT)	10-2-1	21, 21, 59, 15	24*, 9, 11	41-26	7 / 4
14.	Nov. 26	vs. #9 Providence	L	2-1	10-3-1	15*	18, 8	34-20	2 / 2
15.	Dec. 1	at Colorado College	T	2-2	10-3-2	11, 59*	39, 20	36-34	7 / 3
16.	Dec. 2	at Colorado College	W	2-0	11-3-2	21, 53^		14-38	1 / 3
17.	Dec. 8	vs. Dartmouth	T	4-4	11-3-3	28*, 29, 59*, 11	8, 7, 28, 14	25-24	5 / 5
18.	Dec. 9	vs. Dartmouth	T	1-1	11-3-4	26	20*	36-21	3 / 4
19.	Dec. 16	at Robert Morris	W	4-1	12-3-4	28*, 28*, 20, [5]	21	43-26	7 / 4
20.	Dec. 17	at Robert Morris	W	8-3	13-3-4	9, 59*, 59*, 28*, 5, 59, 9, 61	12*, 27*, 16	56-27	5 / 6
21.	Dec. 29	vs. Clarkson	W	5-3	14-3-4	20, 82*, 25, [59], [25]	17, 19	26-22	2 / 2
22.	Dec. 30	vs. #17 Cornell	T	2-2 (SO, W)	14-3-5	20, 28*	16*, 6	20-27	3 / 4
23.	Jan. 5	vs. Harvard	W	5-2	15-3-5	29, 39, 39, 25, [25]	11, 18*	30-18	2 / 3
24.	Jan. 6	vs. Omaha	W	2-1 (OT)	16-3-5	39, 25	71	35-27	2 / 3
25.	Jan. 12	vs. #18 Cornell	L	3-2 (OT)	16-4-5	16, 20	26, 28, 21	17-28	1 / 5
26.	Jan. 13	vs. #18 Cornell	L	4-1	16-5-5	28*	28, 4, 21, [14]	20-37	6 / 2
27.	Jan. 19	vs. Augustana	L	5-4	16-6-5	28, 53, 11, 27*	13, 27^, 10, 27*, 81	38-15	6 / 3
28.	Jan. 20	vs. Augustana	W	3-2	17-6-5	27, 82, 26	20*, 8	30-29	3 / 2
29.	Feb. 2	vs. Lindenwood	T	4-4 (SO, W)	17-6-6	28, 28*, 39, 39^	8, 17*, 12, 16*	20-39	4 / 5
30.	Feb. 3	vs. Lindenwood	W	5-1	18-6-6	61, 28, 20, 20, 16	21*	29-34	2 / 9
31.	Feb. 9	vs. Alaska	W	2-0	19-6-6	82, 14		19-37	2 / 2
32.	Feb. 10	vs. Alaska	W	4-2 (EN)	20-6-6	28*, 14*, 28*, [16]	16, 20	19-32	4 / 4
33.	Feb. 23	at Alaska	L	3-1	20-7-6	2	37, 14*, 37*	26-32	4 / 11
34.	Feb. 24	at Alaska	W	4-3 (OT)	21-7-6	82, 82, 20*, 14	24*, 36, 40	26-31	6 / 3
35.	March 1	vs. Long Island	W	4-2	22-7-6	20, 39, 82, 20	8*, 13*	26-21	2 / 3
36.	March 2	vs. Long Island	W	4-3	23-7-6	39, 28, 28*, 26*	11, 8^, 13	34-25	5 / 2

\* - Power Play Goal

^ - Shorthanded Goal

[] - Empty Net Goal

\$ - Penalty Shot

2023-24 Sun Devil Hockey Game Notes

CAREER SCORING

Player (Games: ASU; Career)	G-A-Pts. (Career)
Lukas Sillinger (69; 134)	16-47-63 (39-77-116)
Matthew Kopperud (116)	62-44-106
Alex Young (34; 135)	6-3-9 (43-49-92)
Tim Lovell (99; 117)	12-63-75 (12-65-77)
Ty Jackson (57; 106)	12-27-39 (25-46-71)
Brian Chambers (36; 140)	4-16-20 (19-42-61)
Tyler Gratton (34; 157)	12-6-18 (32-20-52)
Ryan O'Reilly (125)	26-27-53
Dylan Jackson (52; 81)	19-13-32 (24-25-49)
Benji Eckerle (115)	13-28-41
Ryan Alexander (62)	14-13-27
Ethan Szmagaj (99)	5-18-23
Brandon Tabakin (34; 108)	2-8-10 (5-17-22)
Charlie Schoen (40)	9-13-22
Ty Murchison (106)	8-10-18
Jackson Niedermayer (57)	13-6-19
Kyle Smolen (34)	7-9-16
Anthony Dowd (35)	3-10-13
Cade Alami (14; 53)	0-2-2 (0-6-6)
Cole Gordon (28)	3-0-3
Tony Achille (12)	0-3-3
Josh Niedermayer (17)	0-2-2
Tucker Ness (40)	0-2-2
Matthew Romer (6)	0-1-1
Cole Helm (6)	0-1-1
David Hymovitch (1)	0-0-0

MULTIPLE-POINT GAMES (SEASON/CAREER)

Player (Games - Season/Career)	Last Time	Record (Season/Career)
Matthew Kopperud (9 / 28)	02/10/24 vs. Alaska (2G, 1A)	7-1-1 / 17-11-1
Lukas Sillinger (9 / 29)	03/02/24 vs. Long Island (3A)	7-1-1 / 20-9-1
Tim Lovell (7 / 14)	02/10/24 vs. Alaska (2A)	5-1-1 / 10-4-1
Ty Jackson (4 / 19)	02/10/24 vs. Alaska (1G, 1A)	3-1-0 / 17-2-0
Tyler Gratton (4 / 7)	12/29/23 vs. Clarkson (1G, 1A)	3-0-1 / 5-1-1
Charlie Schoen (4 / 5)	02/24/24 at Alaska(2G)	3-1-0 / 4-1-0
Kyle Smolen (4 / 4)	02/02/24 vs.Lindenwood (2A)	3-0-1 / 3-0-1
Brian Chambers (3 / 13)	01/19/24 vs. Augustana (2A)	2-1-0 / 9-3-1
Anthony Dowd (3 / 3)	12/17/23 at Robert Morris (2G, 1A)	3-0-0 / 3-0-0
Ryan Alexander (3 / 6)	02/03/24 vs. Lindenwood (2A)	3-0-0 / 4-2-0
Dylan Jackson (2 / 5)	11/10/23 vs. #2 Denver (3G)	1-1-0 / 4-1-0
Alex Young (2 / 23)	11/24/23 vs. #9 Providence (2G)	2-0-0 / 16-5-2
Ryan O'Reilly (2 / 8)	02/02/24 vs. Lindenwood (2G)	1-0-1 / 6-1-1
Jackson Niedermayer (2 / 3)	03/01/24 vs. Long Island (2G)	2-0-0 / 3-0-0
Benji Eckerle (1 / 3)	12/08/23 vs. Dartmouth (1G, 1A)	0-0-1 / 1-1-1
Ethan Szmagaj (0 / 1)	10/08/22 at Bemidji State (2A)	0-0-0 / 0-1-0
Brandon Tabakin (0 / 1)	12/31/22 vs. Dartmouth (1G, 1A)	0-0-0 / 0-1-0

LAST GOAL SCORED

Player	Opp.	GP Since
Matthew Kopperud	vs. Long Island	0
Brian Chambers	vs. Long Island	0
Ryan O'Reilly	vs. Long Island	0
Jackson Niedermayer	vs. Long Island	1
Charlie Schoen	vs. Long Island	1
Ty Jackson	at Alaska	2
Brandon Tabakin	at Alaska	3
Ethan Szmagaj	vs. Alaska	4
Lukas Sillinger	vs. Lindenwood	6
Tim Lovell	vs. Augustana	8
Ryan Alexander	vs. Augustana	9
Benji Eckerle	vs. Augustana	9
Kyle Smolen	vs. Omaha	12
Cole Gordon	vs. Harvard	13
Tyler Gratton	vs. Clarkson	15
Ty Murchison	at Robert Morris	16
Anthony Dowd	at Robert Morris	16
Alex Young	at Colorado College	20
Dylan Jackson	vs. #9 Providence	22

CURRENT PLAYERS IN THE NHL ENTRY DRAFT

Player (Year)	Team	Round-Pick
Ryan O'Reilly ('18)	Detroit Red Wings	4th-98th
Alex Young ('20)	San Jose Sharks	7th-196th
Ty Murchison ('21)	Philadelphia Flyers	5th-158th

MULTIPLE-GOAL GAMES (SEASON/CAREER)

Player (Games - Season/Career)	Last Time	Record (Season/Career)
Matthew Kopperud (4 / 13)	03/02/24 vs. Long Island (2G)	3-0-1 / 7-5-1
Ryan O'Reilly (2 / 2)	02/02/24 vs. Lindenwood (2G)	1-0-1 / 1-0-1
Kyle Smolen (2 / 2)	01/05/24 vs. Harvard (2G)	2-0-0 / 2-0-0
Alex Young (1 / 4)	11/24/23 vs. #9 Providence (2G)	1-0-0 / 3-1-0
Dylan Jackson (1 / 3)	11/10/23 vs. #2 Denver (3G)	1-0-0 / 3-0-0
Charlie Schoen (1 / 1)	02/24/24 at Alaska (2G)	1-0-0 / 1-0-0
Tyler Gratton (1 / 1)	12/17/23 at Robert Morris (3G)	1-0-0 / 1-0-0
Anthony Dowd (1 / 1)	12/17/23 at Robert Morris (2G)	1-0-0 / 1-0-0
Lukas Sillinger (0 / 4)	02/17/22 vs. Lindenwood	0-0-0 / 3-1-0
Ryan Alexander (0 / 1)	11/26/22 vs. No. 2 Minnesota (2G)	0-0-0 / 1-0-0
Jackson Niedermayer (2 / 3)	03/01/24 vs. Long Island (2G)	2-0-0 / 3-0-0
Brian Chambers (0 / 1)	01/14/23 vs. Maine (2G)	0-0-0 / 0-1-0

THREE-PLUS POINT GAMES (SEASON/CAREER)

Player (Games - Season/Career)	Last Time	Record (Season/Career)
Lukas Sillinger (5 / 9)	03/02/24 vs. Long Island (3A)	5-0-0 / 9-0-0
Tim Lovell (2 / 4)	12/17/23 at Robert Morris (4A)	1-1-0 / 3-1-0
Anthony Dowd (2 / 2)	12/17/23 at Robert Morris (2G, 1A)	2-0-0 / 2-0-0
Matthew Kopperud (2 / 8)	02/10/24 vs. Alaska (2G, 1A)	2-0-0 / 7-1-0
Dylan Jackson (1 / 3)	11/10/23 vs. #2 Denver (3G)	1-0-0 / 3-0-0
Brian Chambers (1 / 2)	11/03/23 vs. Stonehill (1G, 2A)	1-0-0 / 1-1-0
Ty Jackson (1 / 2)	11/10/23 vs. #2 Denver (1G, 2A)	1-0-0 / 2-0-0
Tyler Gratton (1 / 2)	12/17/23 at Robert Morris (3G)	1-0-0 / 2-0-0
Kyle Smolen (1 / 1)	01/05/24 vs. Harvard (2G, 1A)	1-0-0 / 1-0-0
Alex Young (0 / 3)	12/3/22 vs. Harvard (3G)	0-0-0 / 3-0-0

## 2023-24 LINE CHART

Date	Opponent	Forwards				Defense			Goaltender
Oct. 13	#15 Merrimack	61-26-21	28-53-82	59-25-15	11-29-39	2-27	5-16	24-20 (10)	35-31-1
Oct. 14	#15 Merrimack	61-26-21	28-53-82	59-25-15	11-29-39	2-27	5-16	24-9 (10)	35-31-1
Oct. 20	Northern Michigan	61-14-15	28-53-82	59-26-21	11-25-39	2-27	5-16	20-9 (24)	35-31-1
Oct. 21	Northern Michigan	61-14-15	28-53-82	59-26-21	11-25-39	2-27	5-16	20-9 (24)	35-31-1
Oct. 27	at Miami	61-14-15	28-53-82	59-26-21	11-25-39	2-27	5-16	20-9 (24)	35-31
Oct. 28	at Miami	61-14-15	59-26-82	28-53-21	11-25-39	2-27	5-16	24-9 (10)	35-31-1
Nov. 3	vs. Stonehill	61-14-15	59-26-21	28-25-82	11-29-39 (43)	2-9	5-16	24-10	31-35
Nov. 4	vs. Stonehill	61-14-15	59-26-28	53-25-21	39-29-17	2-9	5-16	20-10 (13)	31-35
Nov. 10	vs. #2 Denver	61-14-15	59-26-28	82-25-21	11-29-39	2-27	5-16	24-9 (13)	35-31
Nov. 11	vs. #2 Denver	61-14-15	59-26-28	82-25-21	11-29-39	2-27	5-16	24-9 (13)	35-31
Nov. 17	vs. Alaska Anchorage	61-14-15	59-26-28	82-25-21	53-29-39	27-2	5-16	24-9 (13)	35-31
Nov. 19	vs. Alaska Anchorage	61-14-15	59-26-28	82-53-21	20-11-39	27-9	5-16	24-13	35-31
Nov. 24	vs. #9 Providence	61-14-15	59-26-28	82-53-21	20-25-39	27-9	5-16	24-13 (10)	35-31
Nov. 26	vs. #9 Providence	61-14-15	59-26-28	82-53-21	20-25-39 (11)	27-9	5-16	24-13	35-31
Dec. 1	at Colorado College	61-14-15	59-26-28	20-53-21	11-25-17	5-9	2-16	27-13	35-31
Dec. 2	at Colorado College	59-26-28	61-25-17	20-53-21	11-29-39	5-9	2-16	27-13	35-31
Dec. 8	vs. Dartmouth	59-26-28	20-53-21	61-25-82	11-29-39 (17)	5-9	2-16	27-13	35-31
Dec. 9	vs. Dartmouth	61-53-20	11-26-21	59-25-39	89-29-43 (28)	5-9	2-16	27-10	31-35
Dec. 16	at Robert Morris	61-53-21	11-26-20	59-25-28	89-29-43 (39)	5-9	2-16	27-10	35-31
Dec. 17	at Robert Morris	61-53-82	59-26-20	11-25-39	89-29-17 (28)	5-9	2-16	27-10	35-31
Dec. 29	vs. Clarkson	61-53-21	59-26-28	11-25-39	89-29-20 (82)	5-9	2-16	27-10	35-31
Dec. 30	vs. #17 Cornell	61-53-82	59-26-28	11-25-39	89-29-20 (21)	5-9	2-16	27-10	35-31
Jan. 5	vs. Harvard	61-53-82	59-26-28	11-25-39	89-29-20 (21)	27-2	5-16	24-9	35-31-1
Jan. 6	vs. Omaha	61-21-82	59-26-28	11-25-39	89-29-20	27-2	5-16	24-9 (13)	35-31-1
Jan. 12	vs. #18 Cornell	61-26-28	59-21-82	11-25-39	89-29-20	27-2	5-16	24-9 (10)	35-31-1
Jan. 13	vs. #18 Cornell	59-26-28	20-53-82	61-11-39	89-29-21	27-10	5-16	2-9 (13)	35-31-1
Jan. 19	vs. Augustana	59-26-28	61-53-20	11-25-39	89-29-82 (21)	27-2	5-16	10-9	35-31-1
Jan. 20	vs. Augustana	28-26-82	61-53-20	11-25-39	21-29-17 (18)	27-2	5-16	10-9	31-35-1
Feb. 2	vs. Lindenwood	28-26-82	61-53-20	11-25-39	17-29-21 (59)	27-2	5-16	9-13	35-31-1
Feb. 3	vs. Lindenwood	28-26-82	61-53-20	11-25-39	89-29-21 (43)	27-2	5-16	9-10	31-1-35
Feb. 9	vs. Alaska	61-14-82	28-26-59	11-25-39	20-53-21 (29)	27-2	5-16	9-10	31-35-1
Feb. 10	vs. Alaska	61-14-82	28-26-59	11-25-39	20-53-21 (29)	27-2	5-16	9-10	31-35-1
Feb. 23	at Alaska	61-14-82	28-26-59	11-25-39	20-29-21 (17)	2-27	5-16	9-10	31-35-1
Feb. 24	at Alaska	61-14-82	28-26-59	11-25-39	89-29-17 (21)	2-27	24-9	20	31-35-1
March 1	vs. Long Island	61-14-82	28-26-59	11-25-39	20-29-21 (18)	27-2	5-16	24-9	31-35-1
March 2	vs. Long Island	61-14-82	28-26-59	11-25-39	20-29-21 (43)	27-2	5-16	24-9	35-31-1





MAIN ENTRANCE



CENTER ICE



THE MULLETT FAMILY & HOCKEY TEAM



SOLDOUT MULLETT ARENA - 5,153 FANS



## BREAKING GROUND

- On Wednesday, Dec. 16, 2020, Arizona State University and Sun Devil Athletics announced all required approvals have been received for the commencement of construction on a new Multi-Purpose Arena, which will host university and community events and serve as the future home for Sun Devil men's ice hockey and wrestling. This project continues the development of the Novus Innovation Corridor, and will be sited south of Rio Salado Parkway on the east side of Packard Drive, immediately north of the existing Packard Drive Parking Structure.
- Construction began in January 2021 and received its certificate of occupancy on Friday, September 30, 2022.
- Over 8,000 square feet is set aside for a ASU state-of-the-art ASU locker room, weight room, lounge and coaches' offices on the north side of the arena. Eight additional locker rooms are accounted for on the west side of the arena between the main arena and community ice sheet that can be utilized for visiting teams, youth programs, ASU club programs, and live events.
- On February 14, 2022, ASU and the NHL's Arizona Coyotes formed the first agreement of its kind between a college and NHL team in 100 years. The last time an NCAA college team and an NHL team shared an arena was the Boston Bruins and Boston University from 1924-28 at Boston Arena, now known as Matthews Arena. Other improvements will now be made, at the Coyotes' expense, to prepare the arena to temporarily house Coyotes home games. These improvements include constructing coaches' rooms, equipment rooms, technology and other aspects of the new ASU arena according to NHL standards. The added cost is up to \$30 million, which will be paid in advance by the Coyotes.
- The 5,000-seat venue is managed and operated by Oak View Group, SCI Architects have designed the arena, while Mortenson Construction will serve as the design builder.
- The second full-size ice sheet will also be accessible to students, the community and youth hockey programs at every level, providing an additional public sheet to one of the fastest-growing states for youth hockey participation in the country.
- The seating configuration for Mullett Arena includes 20 luxury suites, two group suites, a large club lounge and event-level premium club seats. The club lounge will consist of a Center Ice Club on the main concourse that runs along center ice and can host up to 500 fans. On the 300-level, a social deck will run the length of the east side of the venue, providing an open-air, aerial view of the arena where fans can interact while still experiencing exceptional sightlines to the competition. The arena would also be able to serve as a backup for sports played on hardwood, such as volleyball.
- A 942-seat student section occupies the entire west side of the venue to provide an enhanced gameday experience for ASU students.




# 2023-24 TV ROSTER



**BRANDON  
TABAKIN**  
D|5-10|175|L|GR.



**TY  
MURCHISON**  
D|6-2|210|L|JR.




**ANTHONY  
DOWD**  
D|5-7|152|R|FR.




**TUCKER  
NESS**  
D|6-3|227|R|SO.




**BENJI  
ECKERLE**  
F|5-10|185|L|SR.




**CADE  
ALAMI**  
D|6-7|212|R|JR.



**TY  
JACKSON**  
F|5-10|170|R|SR.



**DYLAN  
JACKSON**  
F|5-8|170|L|SR.




**ETHAN  
SZMAGAJ**  
D|6-0|198|R|JR.



**MATTHEW  
ROMER**  
F|5-11|170|R|FR.




**DAVID  
HYMOVITCH**  
F|6-0|176|R|FR.



**JACKSON  
NIEDERMAYER**  
F|6-0|198|L|JR.



**ALEX  
YOUNG**  
F|5-11|185|R|FR.




**JOSH  
NEIDERMAYER**  
D|6-0|201|L|FR.



**KYLE  
SMOLEN**  
F|5-11|170|R|FR.



**BRIAN  
CHAMBERS**  
F|6-1|190|R|GR.




**TIM  
LOVELL**  
D|5-10|161|L|SR.



**MATTHEW  
KOPPERUD**  
F|6-1|190|L|SR.



**COLE  
GORDON**  
F|6-2|210|L|FR.



**GIBSON  
HOMER**  
G|6-5|209|L|SO.




**TJ  
SEMPTIMPHELTER**  
G|6-1|190|L|JR.




**RYAN  
O'REILLY**  
F|6-3|215|R|SR.



**COLE  
HELM**  
F|5-11|192|L|FR.




**RYAN  
ALEXANDER**  
F|5-10|180|L|SO.



**TYLER  
GRATTON**  
F|6-2|200|L|GR.



**LUKAS  
SILLINGER**  
F|5-10|172|L|SR.



**CHARLIE  
SCHOEN**  
F|5-10|165|R|SO.



**TONY  
ACHILLE**  
F|6-0|174|L|FR.



## 2023-24 TEAM STATISTICS



2023-24 Arizona St. Men's Ice Hockey  
Overall Team Statistics  
All games

Page 1/2  
as of Mar 03, 2024

## Team statistics

	ASU	OPP
<b>SHOT STATISTICS</b>		
Goals-Shot attempts	121-1080	88-1023
Shot pct.	.112	.086
Goals/Game	3.36	2.44
Shots/Game	30.00	28.42
Assists	207	155
<b>POWER PLAYS</b>		
Goals-Power Plays	37-142	26-134
Conversion Percent	.261	.194
Shot Attempts	192	160
Shot Percent	.193	.163
<b>SHORT-HANDED</b>		
Goals-Shot attempts	3-28	4-37
Shot Percent	.107	.108
<b>GOAL BREAKDOWN</b>		
Total Goals	121	88
Power Play	37	26
Short-handed	3	4
Empty net	7	3
Penalty	0	0
Unassisted	9	4
Overtime	6	2
Delayed Penalty	0	0
Game winning	23	7
First Goal	18	16
Game Tying Goal	4	2
Extra Attacker	0	2
<b>BLOCKS</b>		
Blocks	359	317
Blocks/Game	9.97	8.81
<b>PENALTIES</b>		
Number	180	194
Minutes	549	555
Penalties/Game	5.00	5.39
Penalty minutes/Game	15.25	15.42
Minor	147	165
Major	15	13
10-minute Misconduct	7	5
Game Misconduct	6	6
Gross Misconduct	0	0
Match	0	0
<b>FACEOFFS (W-L)</b>		
Faceoff W-L pct.	.512	.488
<b>SHOOTOUTS (Made-Att)</b>		
	7-22	1-23
<b>ATTENDANCE</b>		
Total	124503	18496
Dates/Avg Per Date	26/4789	8/2312
Neutral Site #/Avg	2/4008	-

## Goals by Periods

Team	1st	2nd	3rd	OT	TOTAL
ASU	23	50	42	6	121
Opponents	28	30	28	2	88

## Shots by Periods

Team	1st	2nd	3rd	OT	TOTAL
ASU	352	384	313	31	1080
Opponents	325	344	323	31	1023

## Saves by Periods

Team	1st	2nd	3rd	OT	TOTAL
ASU	297	314	295	29	935
Opponents	329	334	271	25	959

2023-24 INDIVIDUAL GAME-BY-GAME STATISTICS



2023-24 Arizona St. Men's Ice Hockey  
Game-by-Game Goals-Assists-Points  
All games

Page 1/3  
as of Mar 03, 2024

Opponent	Date	Score	1	2	5	9	10	11	13	14	15	16	17
			HAMM,CHASE	TABAKIN,BR	MURCHISON,	DOWD,ANTHO	NESS,TUCKE	ECKERLE,BE	ALAMI,CADE	JACKSON,TY	JACKSON,DY	SZMAGAJ,ET	ROMER,MATT
Merri	10/13/2023	1-0	Wot	DNP	0-0-0	DNP	0-0-0	0-0-0	DNP	DNP	0-0-0	0-0-0	DNP
Merri	10/14/2023	4-2	W	DNP	0-0-0	0-0-0	0-0-0	0-1-1	DNP	DNP	0-0-0	0-0-0	DNP
NMU	10/20/2023	3-2	W	DNP	0-0-0	0-0-0	DNP	0-1-1	DNP	0-0-0	0-0-0	0-0-0	DNP
NMU	10/21/2023	5-1	W	DNP	0-0-0	0-0-0	0-2-2	1-0-1	DNP	0-0-0	1-0-1	0-0-0	DNP
at Miami	10/27/2023	4-5	Lot	DNP	0-0-0	0-1-1	DNP	0-1-1	DNP	1-1-2	0-2-2	0-0-0	DNP
at Miami	10/28/2023	1-1	ot	DNP	0-0-0	0-0-0	0-0-0	0-0-0	DNP	0-0-0	0-1-1	0-0-0	DNP
STO	11/03/2023	5-4	Wot	DNP	0-0-0	1-2-3	0-1-1	0-1-1	DNP	0-0-0	0-0-0	0-1-1	DNP
STO	11/04/2023	3-2	W	DNP	0-0-0	0-0-0	0-1-1	DNP	0-0-0	0-0-0	0-0-0	0-0-0	0-0-0
Denver	11/10/2023	6-5	Wot	DNP	0-0-0	0-1-1	DNP	0-0-0	0-0-0	0-0-0	3-0-3	0-0-0	DNP
Denver	11/11/2023	4-8	L	DNP	0-0-0	0-0-0	0-0-0	0-0-0	0-0-0	0-1-1	0-0-0	0-0-0	DNP
UAA	11/17/2023	4-3	W	DNP	0-0-0	0-0-0	0-0-0	DNP	0-0-0	1-0-1	0-1-1	0-0-0	DNP
UAA	11/19/2023	3-0	W	DNP	0-0-0	0-0-0	0-0-0	0-0-0	0-1-1	0-0-0	1-0-1	0-0-0	DNP
PROV	11/24/2023	4-3	Wot	DNP	0-0-0	0-0-0	0-0-0	DNP	0-0-0	0-1-1	0-0-0	0-0-0	DNP
PROV	11/26/2023	1-2	L	DNP	0-0-0	0-0-0	0-0-0	0-0-0	0-0-0	0-0-0	1-0-1	0-0-0	DNP
at CC	12/01/2023	2-2	ot	DNP	0-0-0	0-0-0	0-1-1	1-0-1	0-0-0	0-0-0	0-0-0	0-0-0	0-1-1
at CC	12/02/2023	2-0	W	DNP	0-0-0	0-0-0	0-0-0	0-0-0	0-1-1	DNP	DNP	0-0-0	0-0-0
Dart	12/08/2023	4-4	ot	DNP	0-0-0	0-0-0	0-0-0	1-1-2	0-0-0	DNP	DNP	0-0-0	DNP
Dart	12/09/2023	1-1	ot	DNP	0-0-0	0-0-0	0-0-0	0-1-1	DNP	DNP	DNP	0-0-0	DNP
at RM	12/16/2023	4-1	W	DNP	0-0-0	1-0-1	0-0-0	0-1-1	DNP	DNP	DNP	0-0-0	DNP
at RM	12/17/2023	8-3	W	DNP	0-0-0	1-0-1	2-1-3	0-0-0	0-0-0	DNP	DNP	0-1-1	0-0-0
vs CLK	12/29/2023	5-2	W	DNP	0-0-0	0-0-0	0-0-0	0-0-0	0-1-1	DNP	DNP	0-0-0	DNP
vs CU	12/30/2023	2-2	ot	DNP	0-0-0	0-0-0	0-0-0	0-0-0	DNP	DNP	DNP	0-0-0	DNP
HU	01/05/2024	5-2	W	DNP	0-0-0	0-1-1	0-0-0	0-1-1	DNP	DNP	DNP	0-1-1	DNP
UNO	01/06/2024	2-1	Wot	DNP	0-0-0	0-0-0	0-0-0	0-1-1	0-0-0	DNP	DNP	0-0-0	DNP
CU	01/12/2024	2-3	Lot	DNP	0-0-0	0-0-0	0-0-0	0-1-1	DNP	DNP	DNP	1-0-1	DNP
CU	01/13/2024	1-4	L	DNP	0-0-0	0-0-0	0-0-0	0-0-0	0-0-0	DNP	DNP	0-0-0	DNP
AUGIE	01/19/2024	4-5	L	DNP	0-0-0	0-0-0	0-0-0	1-0-1	DNP	DNP	DNP	0-0-0	DNP
AUGIE	01/20/2024	3-2	W	DNP	0-0-0	0-0-0	0-0-0	0-0-0	DNP	DNP	DNP	0-0-0	DNP
Linden	02/02/2024	4-4	ot	DNP	0-0-0	0-1-1	0-0-0	DNP	0-0-0	DNP	DNP	0-0-0	DNP
Linden	02/03/2024	5-1	W	0-0-0	0-0-0	0-0-0	0-0-0	0-0-0	DNP	DNP	DNP	1-0-1	DNP
UAF	02/09/2024	2-0	W	DNP	0-0-0	0-0-0	0-0-0	0-0-0	DNP	1-1-2	DNP	0-0-0	DNP
UAF	02/10/2024	4-2	W	DNP	0-0-0	0-1-1	0-0-0	0-0-0	DNP	1-1-2	DNP	1-0-1	DNP
at UAF	02/23/2024	1-3	L	DNP	0-0-0	0-0-0	0-0-0	0-0-0	DNP	0-0-0	DNP	0-0-0	0-0-0
at UAF	02/24/2024	4-3	Wot	DNP	0-1-1	DNP	0-0-0	0-0-0	DNP	1-1-2	DNP	DNP	0-0-0
LIU	03/01/2024	4-2	W	DNP	0-0-0	0-1-1	0-0-0	0-1-1	DNP	0-0-0	DNP	0-0-0	DNP
LIU	03/02/2024	4-3	W	DNP	0-0-0	0-0-0	0-0-0	0-1-1	DNP	0-2-2	DNP	0-0-0	DNP





2023-24 INDIVIDUAL GAME-BY-GAME STATISTICS



2023-24 Arizona St. Men's Ice Hockey  
Game-by-Game Goals-Assists-Points  
All games

Page 2/3  
as of Mar 03, 2024

Opponent	Date	Score	18	20	21	24	25	26	27	28	29	31	35
Merri	10/13/2023	1-0	Wot	DNP	HYMOVITCH, NIEDERMAYE	0-0-0	0-0-0	0-0-0	0-1-1	0-1-1	0-0-0	DNP	0-0-0
Merri	10/14/2023	4-2	W	DNP	0-0-0	DNP	0-0-0	0-2-2	0-1-1	1-1-2	0-0-0	DNP	0-0-0
NMU	10/20/2023	3-2	W	DNP	0-0-0	0-0-0	0-0-0	0-0-0	1-1-2	0-0-0	DNP	DNP	0-0-0
NMU	10/21/2023	5-1	W	DNP	0-0-0	0-0-0	0-0-0	0-0-0	0-0-0	0-0-0	DNP	DNP	0-0-0
at Miami	10/27/2023	4-5	Lot	DNP	0-0-0	0-0-0	0-0-0	0-0-0	0-0-0	0-0-0	DNP	DNP	0-0-0
at Miami	10/28/2023	1-1	ot	DNP	0-0-0	0-0-0	0-0-0	0-0-0	0-0-0	0-0-0	DNP	0-0-0	DNP
STO	11/03/2023	5-4	Wot	DNP	0-0-0	0-0-0	0-0-0	1-2-3	DNP	1-1-2	0-0-0	0-0-0	DNP
STO	11/04/2023	3-2	W	DNP	0-0-0	0-0-0	0-0-0	0-1-1	DNP	1-1-2	1-0-1	0-0-0	DNP
Denver	11/10/2023	6-5	Wot	DNP	0-0-0	0-0-0	0-0-0	0-0-0	0-1-1	0-0-0	0-0-0	DNP	0-0-0
Denver	11/11/2023	4-8	L	DNP	0-0-0	0-0-0	0-0-0	0-0-0	1-2-3	1-1-2	0-0-0	DNP	0-0-0
UAA	11/17/2023	4-3	W	DNP	0-0-0	0-0-0	0-0-0	0-0-0	0-1-1	1-0-1	0-0-0	DNP	0-0-0
UAA	11/19/2023	3-0	W	DNP	0-0-0	0-0-0	0-0-0	0-0-0	0-1-1	0-1-1	DNP	DNP	0-0-0
PROV	11/24/2023	4-3	Wot	DNP	0-0-0	0-0-0	0-0-0	0-1-1	0-1-1	0-1-1	DNP	DNP	0-0-0
PROV	11/26/2023	1-2	L	DNP	0-0-0	0-0-0	0-0-0	0-0-0	0-1-1	0-1-1	DNP	DNP	0-0-0
at CC	12/01/2023	2-2	ot	DNP	0-0-0	0-0-0	0-0-0	0-0-0	0-0-0	0-0-0	0-0-0	DNP	0-0-0
at CC	12/02/2023	2-0	W	DNP	0-0-0	0-0-0	0-0-0	0-0-0	0-0-0	0-0-0	0-0-0	DNP	0-0-0
Dart	12/08/2023	4-4	ot	DNP	0-0-0	0-0-0	0-0-0	0-0-0	0-1-1	1-0-1	1-0-1	DNP	0-0-0
Dart	12/09/2023	1-1	ot	DNP	0-0-0	0-0-0	0-0-0	0-0-0	0-0-0	0-0-0	0-0-0	0-0-0	DNP
at RM	12/16/2023	4-1	W	DNP	0-0-0	0-0-0	0-0-0	0-1-1	0-2-2	2-0-2	0-0-0	DNP	0-0-0
at RM	12/17/2023	8-3	W	DNP	0-0-0	0-0-0	0-0-0	0-0-0	0-4-4	1-2-3	0-0-0	DNP	0-0-0
vs CLK	12/29/2023	5-2	W	DNP	0-0-0	0-0-0	0-0-0	0-0-0	0-1-1	0-1-1	0-0-0	DNP	0-0-0
vs CU	12/30/2023	2-2	ot	DNP	0-0-0	0-0-0	0-0-0	0-0-0	0-2-2	1-0-1	0-0-0	DNP	0-0-0
HU	01/05/2024	5-2	W	DNP	0-0-0	0-0-0	0-0-0	0-1-1	0-1-1	0-0-0	1-0-1	DNP	0-1-1
UNO	01/06/2024	2-1	Wot	DNP	0-0-0	0-0-0	0-0-0	0-0-0	0-0-0	0-0-0	0-0-0	DNP	0-0-0
CU	01/12/2024	2-3	Lot	DNP	0-0-0	0-0-0	0-0-0	0-0-0	0-0-0	0-0-0	0-0-0	DNP	0-0-0
CU	01/13/2024	1-4	L	DNP	0-0-0	0-0-0	0-0-0	0-0-0	0-1-1	1-0-1	0-0-0	0-0-0	0-0-0
AUGIE	01/19/2024	4-5	L	DNP	0-0-0	0-0-0	0-0-0	0-2-2	1-0-1	1-0-1	0-0-0	0-0-0	0-0-0
AUGIE	01/20/2024	3-2	W	DNP	0-0-0	0-0-0	0-0-0	0-1-1	1-0-1	0-2-2	0-0-0	0-0-0	DNP
Linden	02/02/2024	4-4	ot	DNP	0-0-0	0-0-0	0-0-0	0-1-1	0-1-1	2-0-2	0-0-0	DNP	0-0-0
Linden	02/03/2024	5-1	W	DNP	0-0-0	0-0-0	0-0-0	0-0-0	0-1-1	1-0-1	0-0-0	0-0-0	DNP
UAF	02/09/2024	2-0	W	DNP	0-0-0	0-0-0	0-0-0	0-0-0	0-1-1	0-0-0	0-0-0	0-0-0	DNP
UAF	02/10/2024	4-2	W	DNP	0-0-0	0-0-0	0-0-0	0-1-1	0-2-2	2-1-3	DNP	0-0-0	DNP
at UAF	02/23/2024	1-3	L	DNP	0-0-0	0-0-0	0-0-0	0-0-0	0-0-0	0-0-0	0-0-0	0-0-0	DNP
at UAF	02/24/2024	4-3	Wot	DNP	0-0-0	0-0-0	0-0-0	0-1-1	0-1-1	0-0-0	0-0-0	0-0-0	DNP
LIU	03/01/2024	4-2	W	0-0-0	2-0-2	0-1-1	0-0-0	0-0-0	0-1-1	0-0-0	0-0-0	0-0-0	DNP
LIU	03/02/2024	4-3	W	DNP	0-0-0	0-0-0	0-0-0	1-1-2	0-0-0	2-0-2	0-0-0	DNP	0-0-0

2023-24 INDIVIDUAL GAME-BY-GAME STATISTICS

2023-24 Arizona St. Men's Ice Hockey  
Game-by-Game Goals-Assists-Points  
All games

Page 3/3  
as of Mar 03, 2024



Opponent	Date	Score	39 O'REILLY,R Helm,Cole	43 ALEXANDER, Gratton,Ty	53 SCHOEN,CHA Achille,To	61 SILLINGER	82	89
Merri	10/13/2023	1-0	Wot	0-0-0	0-0-0	0-0-0	0-0-0	DNP
Merri	10/14/2023	4-2	W	1-0-1	0-0-0	0-1-1	1-1-2	DNP
NMU	10/20/2023	3-2	W	0-1-1	0-0-0	1-0-1	0-1-1	DNP
NMU	10/21/2023	5-1	W	0-1-1	0-0-0	0-1-1	0-1-1	DNP
at Miami	10/27/2023	4-5	Lot	0-0-0	0-0-0	0-0-0	1-0-1	DNP
at Miami	10/28/2023	1-1	ot	0-0-0	0-0-0	0-0-0	1-0-1	DNP
STO	11/03/2023	5-4	Wot	1-0-1	0-0-0	1-1-2	0-0-0	DNP
STO	11/04/2023	3-2	W	0-0-0	0-0-0	1-1-2	0-0-0	DNP
Denver	11/10/2023	6-5	Wot	0-0-0	DNP	1-0-1	1-2-3	DNP
Denver	11/11/2023	4-8	L	0-0-0	DNP	1-0-1	1-1-2	DNP
UAA	11/17/2023	4-3	W	0-0-0	0-0-0	0-0-0	0-3-3	DNP
UAA	11/19/2023	3-0	W	0-0-0	1-1-2	0-0-0	0-1-1	DNP
PROV	11/24/2023	4-3	Wot	0-0-0	0-0-0	1-0-1	0-1-1	DNP
PROV	11/26/2023	1-2	L	0-0-0	0-0-0	0-0-0	0-0-0	DNP
at CC	12/01/2023	2-2	ot	DNP	0-0-0	1-0-1	0-0-0	DNP
at CC	12/02/2023	2-0	W	0-0-0	0-0-0	1-0-1	0-0-0	DNP
Dart	12/08/2023	4-4	ot	0-0-0	0-0-0	1-1-2	0-2-2	DNP
Dart	12/09/2023	1-1	ot	0-0-0	0-0-0	0-0-0	0-0-0	DNP
at RM	12/16/2023	4-1	W	0-0-0	0-0-0	0-0-0	0-2-2	DNP
at RM	12/17/2023	8-3	W	0-0-0	0-2-2	3-0-3	1-4-5	0-0-0
vs CLK	12/29/2023	5-2	W	0-1-1	0-1-1	1-1-2	0-0-0	0-0-0
vs CU	12/30/2023	2-2	ot	0-0-0	0-0-0	0-0-0	0-1-1	0-0-0
HU	01/05/2024	5-2	W	2-0-2	0-0-0	0-0-0	0-0-0	0-1-1
UNO	01/06/2024	2-1	Wot	1-0-1	DNP	0-0-0	0-1-1	0-0-0
CU	01/12/2024	2-3	Lot	0-1-1	DNP	0-0-0	0-0-0	0-0-0
CU	01/13/2024	1-4	L	0-0-0	0-0-0	0-0-0	0-1-1	0-0-0
AUGIE	01/19/2024	4-5	L	0-0-0	0-0-0	0-1-1	0-1-1	0-0-0
AUGIE	01/20/2024	3-2	W	0-0-0	0-1-1	DNP	0-1-1	DNP
Linden	02/02/2024	4-4	ot	2-0-2	0-0-0	0-0-0	0-1-1	DNP
Linden	02/03/2024	5-1	W	0-0-0	0-1-1	DNP	1-0-1	0-1-1
UAF	02/09/2024	2-0	W	0-0-0	0-0-0	0-0-0	0-1-1	DNP
UAF	02/10/2024	4-2	W	0-0-0	0-0-0	0-0-0	0-2-2	DNP
at UAF	02/23/2024	1-3	L	0-1-1	DNP	0-0-0	0-0-0	DNP
at UAF	02/24/2024	4-3	Wot	0-0-0	DNP	0-0-0	0-3-3	0-0-0
LIU	03/01/2024	4-2	W	1-0-1	DNP	0-0-0	0-1-1	DNP
LIU	03/02/2024	4-3	W	1-0-1	DNP	0-0-0	0-3-3	DNP





2023-24 INDIVIDUAL STATISTICS



2023-24 Arizona St. Men's Ice Hockey  
Overall Individual Statistics  
All games

Page 1/2  
as of Mar 03, 2024

Game Records

Overall		Conference						Home				Away				Neutral						
23 - 7 - 6		0 - 0 - 0						18 - 5 - 3				4 - 2 - 2				1 - 0 - 1						
		Shots							Penalties				Goals									
#	Player	GP	G	A	PTS	SH	SH%	+/-	PEN-MIN	MIN	MAJ	OTH	PP	SH	FG	GW	GT	OT	HT	PN	UA	BLK
61	Sillinger, Lukas	36	7	35	42	82	.085	0	5-10	5	0	0	2	0	2	0	1	0	0	0	0	15
27	Lovell, Tim	34	5	30	35	43	.116	+13	19-46	18	0	1	2	0	0	0	0	0	0	0	0	25
28	Kopperud, Matthew	36	21	13	34	117	.179	-3	10-39	7	1	2	15	0	5	8	1	1	0	0	0	6
82	Schoen, Charlie	31	8	12	20	42	.190	+3	6-31	3	1	2	2	0	2	3	0	0	0	0	0	4
26	Chambers, Brian	36	4	16	20	50	.080	+8	12-35	10	1	1	1	0	0	2	0	0	0	0	0	21
11	Eckerle, Benji	33	4	15	19	57	.070	+8	6-12	6	0	0	0	0	0	0	1	0	0	0	1	20
59	Gratton, Tyler	34	12	6	18	65	.185	-4	7-14	7	0	0	6	0	0	2	0	1	1	0	0	23
25	Smolen, Kyle	34	7	9	16	32	.219	+3	10-45	5	3	2	0	0	0	2	0	1	0	0	1	16
14	Jackson, Ty	19	6	10	16	44	.136	+4	7-14	7	0	0	3	0	3	1	0	1	0	0	0	1
39	O'Reilly, Ryan	35	9	5	14	59	.153	+10	8-16	8	0	0	0	1	0	1	1	0	0	0	1	14
20	Niedermayer, Jackson	31	9	4	13	59	.153	+12	5-10	5	0	0	1	0	1	0	0	0	0	0	2	5
9	Dowd, Anthony	35	3	10	13	58	.052	0	6-12	6	0	0	0	0	0	1	0	1	0	0	0	18
15	Jackson, Dylan	15	7	4	11	43	.163	-1	5-18	4	0	1	4	0	0	1	0	1	1	0	1	3
53	Alexander, Ryan	27	3	7	10	36	.083	+7	5-10	5	0	0	0	1	1	1	0	0	0	0	0	15
2	Tabakin, Brandon	34	2	8	10	65	.031	+28	5-13	4	1	0	0	0	0	0	0	0	0	0	0	29
21	Young, Alex	35	6	3	9	60	.100	-5	4-8	4	0	0	1	0	2	1	0	0	0	0	1	9
16	Szmagaj, Ethan	35	3	4	7	44	.068	+4	9-29	7	1	1	0	0	0	0	0	0	0	0	0	57
5	Murchison, Ty	35	2	4	6	42	.048	+5	18-58	14	2	2	0	0	0	0	0	0	0	0	1	41
29	Gordon, Cole	28	3	0	3	31	.097	+4	6-23	4	1	1	0	1	2	0	0	0	0	0	1	7
89	Achille, Tony	12	0	3	3	13	.000	+1	2-7	1	1	0	0	0	0	0	0	0	0	0	0	1
13	Alami, Cade	14	0	2	2	10	.000	-2	8-16	8	0	0	0	0	0	0	0	0	0	0	0	12
24	Niedermayer, Josh	17	0	2	2	9	.000	+1	0-0	0	0	0	0	0	0	0	0	0	0	0	0	2
10	Ness, Tucker	18	0	2	2	8	.000	+1	11-60	5	2	4	0	0	0	0	0	0	0	0	0	14
17	Romer, Matthew	6	0	1	1	7	.000	+1	0-0	0	0	0	0	0	0	0	0	0	0	0	0	1
43	Helm, Cole	6	0	1	1	3	.000	+1	3-17	1	1	1	0	0	0	0	0	0	0	0	0	0
35	Seemptimpfelter, TJ	25	0	1	1	0	.000	0	1-2	1	0	0	0	0	0	0	0	0	0	0	0	0
18	Hymovitch, David	1	0	0	0	1	.000	0	0-0	0	0	0	0	0	0	0	0	0	0	0	0	0
31	Homer, Gibson	13	0	0	0	0	.000	0	0-0	0	0	0	0	0	0	0	0	0	0	0	0	0
1	Hamm, Chase	1	0	0	0	0	.000	0	0-0	0	0	0	0	0	0	0	0	0	0	0	0	0
TM	TEAM	36	0	0	0	0	.000	0	2-4	0	0	0	0	0	0	0	0	0	0	0	0	0
Totals		36	121	207	328	1080	.112	+99	180-549	147	15	18	37	3	18	23	4	6	2	0	9	359
Opponents		36	88	155	243	1023	.086	-113	194-555	165	13	16	26	4	16	7	2	2	0	0	4	317

			Goal Average			Saves		Record				Goals Allowed				
#	Player	GP-GS	MINUTES	GA	AVG	SAVES	PCT	W	L	T	SHO	PP	SH	EN	PEN	SOG
35	Semptimpfelter, TJ	25-25	1462:55	62	2.54	610	.908	15	5	4	3	15	4	2	0	0
31	Homer, Gibson	13-11	736:04	23	1.87	323	.934	8	2	2	1	11	0	1	0	1
1	Hamm, Chase	1-0	01:37	0	0.00	1	1.000	0	0	0	0	0	0	0	0	0
TM	EMPTY NET	-	08:35	3	20.97	1	.250	0	0	0	0	0	0	0	0	0
Totals		36	2209:11	88	2.39	935	.914	23	7	6	4	26	4	3	0	1
Opponents		36	2209:11	121	3.29	959	.888	7	23	6	0	37	3	7	0	7



**2023-24 Arizona St. Men's Ice Hockey**  
**Category Leaders**  
**All games**

Page 1/2  
as of Mar 03, 2024

**Points**

#	Player	GP	G	A	PTS	SH
61	Sillinger, Lukas	36	7	35	42	82
27	Lovell, Tim	34	5	30	35	43
28	Kopperud, Matthew	36	21	13	34	117
82	Schoen, Charlie	31	8	12	20	42
26	Chambers, Brian	36	4	16	20	50
11	Eckerle, Benji	33	4	15	19	57
59	Gratton, Tyler	34	12	6	18	65
25	Smolen, Kyle	34	7	9	16	32
14	Jackson, Ty	19	6	10	16	44
39	O'Reilly, Ryan	35	9	5	14	59

**Assists**

#	Player	GP	G	A	PTS	SH
61	Sillinger, Lukas	36	7	35	42	82
27	Lovell, Tim	34	5	30	35	43
26	Chambers, Brian	36	4	16	20	50
11	Eckerle, Benji	33	4	15	19	57
28	Kopperud, Matthew	36	21	13	34	117
82	Schoen, Charlie	31	8	12	20	42
14	Jackson, Ty	19	6	10	16	44
9	Dowd, Anthony	35	3	10	13	58
25	Smolen, Kyle	34	7	9	16	32
2	Tabakin, Brandon	34	2	8	10	65

**Goals**

#	Player	GP	G	A	PTS	SH
28	Kopperud, Matthew	36	21	13	34	117
59	Gratton, Tyler	34	12	6	18	65
39	O'Reilly, Ryan	35	9	5	14	59
20	Niedermayer, Jackson	31	9	4	13	59
82	Schoen, Charlie	31	8	12	20	42
61	Sillinger, Lukas	36	7	35	42	82
15	Jackson, Dylan	15	7	4	11	43
25	Smolen, Kyle	34	7	9	16	32
21	Young, Alex	35	6	3	9	60
14	Jackson, Ty	19	6	10	16	44

**Shots**

#	Player	GP	G	A	PTS	SH	SH%
28	Kopperud, Matthew	36	21	13	34	117	.179
61	Sillinger, Lukas	36	7	35	42	82	.085
59	Gratton, Tyler	34	12	6	18	65	.185
2	Tabakin, Brandon	34	2	8	10	65	.031
21	Young, Alex	35	6	3	9	60	.100
39	O'Reilly, Ryan	35	9	5	14	59	.153
20	Niedermayer, Jackson	31	9	4	13	59	.153
9	Dowd, Anthony	35	3	10	13	58	.052
11	Eckerle, Benji	33	4	15	19	57	.070
26	Chambers, Brian	36	4	16	20	50	.080

**Power-Play Goals**

#	Player	GP	PPG
28	Kopperud, Matthew	36	15
59	Gratton, Tyler	34	6
15	Jackson, Dylan	15	4
14	Jackson, Ty	19	3
61	Sillinger, Lukas	36	2
27	Lovell, Tim	34	2
82	Schoen, Charlie	31	2
21	Young, Alex	35	1
26	Chambers, Brian	36	1
20	Niedermayer, Jackson	31	1

**Shot Pct.**

#	Player	GP	G	A	PTS	SH	SH%
25	Smolen, Kyle	34	7	9	16	32	.219
82	Schoen, Charlie	31	8	12	20	42	.190
59	Gratton, Tyler	34	12	6	18	65	.185
28	Kopperud, Matthew	36	21	13	34	117	.179
15	Jackson, Dylan	15	7	4	11	43	.163
39	O'Reilly, Ryan	35	9	5	14	59	.153
20	Niedermayer, Jackson	31	9	4	13	59	.153
14	Jackson, Ty	19	6	10	16	44	.136
27	Lovell, Tim	34	5	30	35	43	.116
21	Young, Alex	35	6	3	9	60	.100





**2023-24 Arizona St. Men's Ice Hockey**  
**Category Leaders**  
**All games**

Page 2/2  
as of Mar 03, 2024

**Short-Handed Goals**

#	Player	GP	SHG
39	O'Reilly, Ryan	35	1
53	Alexander, Ryan	27	1
29	Gordon, Cole	28	1

**Penalties**

#	Player	GP	PEN	MIN
27	Lovell, Tim	34	19	46
5	Murchison, Ty	35	18	58
26	Chambers, Brian	36	12	35
10	Ness, Tucker	18	11	60
28	Kopperud, Matthew	36	10	39
25	Smolen, Kyle	34	10	45
16	Szmagaj, Ethan	35	9	29
39	O'Reilly, Ryan	35	8	16
13	Alami, Cade	14	8	16
14	Jackson, Ty	19	7	14

**Game-Winning Goals**

#	Player	GP	GWG
28	Kopperud, Matthew	36	8
82	Schoen, Charlie	31	3
26	Chambers, Brian	36	2
59	Gratton, Tyler	34	2
25	Smolen, Kyle	34	2
39	O'Reilly, Ryan	35	1
21	Young, Alex	35	1
15	Jackson, Dylan	15	1
14	Jackson, Ty	19	1
53	Alexander, Ryan	27	1

**Penalty Minutes**

#	Player	GP	PEN	MIN
10	Ness, Tucker	18	11	60
5	Murchison, Ty	35	18	58
27	Lovell, Tim	34	19	46
25	Smolen, Kyle	34	10	45
28	Kopperud, Matthew	36	10	39
26	Chambers, Brian	36	12	35
82	Schoen, Charlie	31	6	31
16	Szmagaj, Ethan	35	9	29
29	Gordon, Cole	28	6	23
15	Jackson, Dylan	15	5	18

**Plus/Minus**

#	Player	GP	+/-
2	Tabakin, Brandon	34	+28
27	Lovell, Tim	34	+13
20	Niedermayer, Jackson	31	+12
39	O'Reilly, Ryan	35	+10
11	Eckerle, Benji	33	+8
26	Chambers, Brian	36	+8
53	Alexander, Ryan	27	+7
5	Murchison, Ty	35	+5
14	Jackson, Ty	19	+4
16	Szmagaj, Ethan	35	+4



**2023-24 Arizona St. Men's Ice Hockey**  
**Game Results**  
**All games**

Page 1/1  
as of Mar 03, 2024

**Team Results**

Date	Opponent		Score	Shots	Overall	Conf	Time	Att.	Goalie of record
10/13/2023	Merrimack	Wot	1-0	31/31	1-0-0	0-0-0	3:28	4680	SEMPIMPHELTER, TJ
10/14/2023	Merrimack	W	4-2	31/32	2-0-0	0-0-0	2:58	4569	SEMPIMPHELTER, TJ
10/20/2023	Northern Mich.	W	3-2	31/25	3-0-0	0-0-0	2:38	4495	SEMPIMPHELTER, TJ
10/21/2023	Northern Mich.	W	5-1	33/17	4-0-0	0-0-0	2:47	4357	SEMPIMPHELTER, TJ
10/27/2023	at Miami (OH)	Lot	4-5	34/33	4-1-0	0-0-0	2:48	1818	SEMPIMPHELTER, TJ
10/28/2023	at Miami (OH)	Tot	1-1	30/24	4-1-1	0-0-0	18:03	1908	HOMER, Gibson
11/03/2023	Stonehill	Wot	5-4	36/30	5-1-1	0-0-0	2:54	4444	HOMER, Gibson
11/04/2023	Stonehill	W	3-2	46/25	6-1-1	0-0-0	2:37	4487	HOMER, Gibson
11/10/2023	Denver	Wot	6-5	25/40	7-1-1	0-0-0	2:58	5102	SEMPIMPHELTER, TJ
11/11/2023	Denver	L	4-8	33/28	7-2-1	0-0-0	2:57	4996	SEMPIMPHELTER, TJ
11/17/2023	Alas. Anchorage	W	4-3	35/28	8-2-1	0-0-0	2:40	4774	SEMPIMPHELTER, TJ
11/19/2023	Alas. Anchorage	W	3-0	34/21	9-2-1	0-0-0	2:39	4632	SEMPIMPHELTER, TJ
11/24/2023	Providence	Wot	4-3	26/41	10-2-1	0-0-0	3:03	4990	SEMPIMPHELTER, TJ
11/26/2023	Providence	L	1-2	20/34	10-3-1	0-0-0	2:44	4626	SEMPIMPHELTER, TJ
12/01/2023	at Colorado Col.	Tot	2-2	36/34	10-3-2	0-0-0	3:05	3519	SEMPIMPHELTER, TJ
12/02/2023	at Colorado Col.	W	2-0	14/38	11-3-2	0-0-0	2:23	3463	SEMPIMPHELTER, TJ
12/08/2023	Dartmouth	Tot	4-4	25/24	11-3-3	0-0-0	2:57	4781	SEMPIMPHELTER, TJ
12/09/2023	Dartmouth	Tot	1-1	36/21	11-3-4	0-0-0	2:53	4837	HOMER, Gibson
12/16/2023	at Robert Morris	W	4-1	43/26	12-3-4	0-0-0	2:28	863	SEMPIMPHELTER, TJ
12/17/2023	at Robert Morris	W	8-3	56/27	13-3-4	0-0-0	2:29	732	SEMPIMPHELTER, TJ
12/29/2023	vs Clarkson	W	5-2	26/22	14-3-4	0-0-0	2:29	4170	SEMPIMPHELTER, TJ
12/30/2023	vs Cornell	Tot	2-2	20/27	14-3-5	0-0-0	2:37	3846	SEMPIMPHELTER, TJ
01/05/2024	Harvard	W	5-2	30/18	15-3-5	0-0-0	2:37	5007	SEMPIMPHELTER, TJ
01/06/2024	Omaha	Wot	2-1	35/27	16-3-5	0-0-0	2:40	4912	SEMPIMPHELTER, TJ
01/12/2024	Cornell	Lot	2-3	17/28	16-4-5	0-0-0	3:58	5007	SEMPIMPHELTER, TJ
01/13/2024	Cornell	L	1-4	20/37	16-5-5	0-0-0	2:38	5124	SEMPIMPHELTER, TJ
01/19/2024	Augustana (SD)	L	4-5	38/15	16-6-5	0-0-0	2:29	4836	HOMER, Gibson
01/20/2024	Augustana (SD)	W	3-2	30/29	17-6-5	0-0-0	2:28	4892	HOMER, Gibson
02/02/2024	Lindenwood	Tot	4-4	39/20	17-6-6	0-0-0	2:59	4829	SEMPIMPHELTER, TJ
02/03/2024	Lindenwood	W	5-1	29/34	18-6-6	0-0-0	2:56	4789	HOMER, Gibson
02/09/2024	Alas. Fairbanks	W	2-0	19/37	19-6-6	0-0-0	2:39	4769	HOMER, Gibson
02/10/2024	Alas. Fairbanks	W	4-2	19/32	20-6-6	0-0-0	2:44	4843	HOMER, Gibson
02/23/2024	at Alas. Fairbanks	L	1-3	26/32	20-7-6	0-0-0	3:43	2209	HOMER, Gibson
02/24/2024	at Alas. Fairbanks	Wot	4-3	26/31	21-7-6	0-0-0	3:12	3984	HOMER, Gibson
03/01/2024	LIU	W	4-2	26/21	22-7-6	0-0-0	2:34	4951	HOMER, Gibson
03/02/2024	LIU	W	4-3	25/34	23-7-6	0-0-0	2:50	4774	SEMPIMPHELTER, TJ

Team Record	W-L-T	Attendance	Dates	Total	Avg.
Overall:	23-7-6	Total:	36	151015	4195
Conference:	0-0-0	Home:	26	124503	4789
Home:	18-5-3	Away:	8	18496	2312
Away:	4-2-2	Neutral:	2	8016	4008
Neutral:	1-0-1				
Overtime:	6-2-6				