



SUN DEVIL

SOFTBALL



2024 SCHEDULE & RESULTS

All times local to Arizona (MST)

Feb 8	Wisconsin	PAC12	5:30 pm
Feb 9	#20 Northwestern	PAC12	4:00 pm
Feb 9	St. Thomas (MN)	PAC12	6:30 pm
Feb 10	Boise State	PAC12	4:00 pm
Feb 10	Maine	PAC12	6:30 pm
Feb 15	BYU		5:30 pm
Feb 16	Virginia Tech		4:00 pm
Feb 16	Illinois State		6:30 pm
Feb 17	Memphis		4:00 pm
Feb 17	Cal State Fullerton		6:30 pm
Feb 21	UTEP (DH)	PAC12	1:00 pm
Feb 21	UTEP (DH)	PAC12	Game 2
Feb 22	Texas State		5:00 pm
Feb 23	Seton Hall		4:00 pm
Feb 23	Ohio State		6:30 pm
Feb 24	Utah Valley		4:00 pm
Feb 24	Idaho State		6:30 pm
Mar 25	New Mexico State		11:30 am
Mar 1	UC San Diego		4:30 pm
Mar 1	James Madison		7:00 pm
Mar 2	North Florida		4:30 pm
Mar 2	Omaha		7:00 pm
Mar 8	at Washington*		7:00 pm
Mar 9	at Washington*		3:00 pm
Mar 10	at Washington*		12:00 pm
Mar 12	Grand Canyon		6:00 pm
Mar 15	Oregon State*		6:00 pm
Mar 16	Oregon State*		5:00 pm
Mar 17	Oregon State*		12:00 pm
Mar 22	at Oregon*	PAC12	5:00 pm
Mar 23	at Oregon*	PAC12	2:00 pm
Mar 24	at Oregon*	PAC12	12:00 pm
Mar 27	at San Diego (DH)		12:00 pm
Mar 27	at San Diego (DH)		Game 2
Apr 5	at Stanford*	PAC12	7:00 pm
Apr 6	at Stanford*	PAC12	5:00 pm
Apr 7	at Stanford*	PAC12	1:00 pm
Apr 12	Utah*		6:00 pm
Apr 13	Utah*		5:00 pm
Apr 14	Utah*		12:00 pm
Apr 16	at Grand Canyon		6:00 pm
Apr 19	at Arizona*	PAC12	5:00 pm
Apr 20	at Arizona*	PAC12	4:00 pm
Apr 21	at Arizona*	PAC12	2:00 pm
Apr 26	California*		6:00 pm
Apr 27	California*		5:00 pm
Apr 28	California*		12:00 pm
May 3	UCLA*		6:00 pm
May 4	UCLA*		5:00 pm
May 5	UCLA*		12:00 pm

ARIZONA STATE SUN DEVILS (2023: 22-26, 6-18 Pac-12) AT KAJIKAWA CLASSIC

February 8-11 | Tempe, Arizona | Farrington Stadium



	Arizona State	Wisconsin	Northwestern	St. Thomas	Boise State	Maine
Head Coach	Megan Bartlett	Yvette Healy	Kate Drohan	Jennifer Trotter	Justin Shults	Jordan Fitzpatrick
Career	163-134	520-429-2	745-413-1	708-475	72-27	24-76
at School	22-26	389-257-1	Same	32-71	Same	Same
2023	22-26	27-20	42-13	18-35	32-17	16-39
OPS	.821	.785	.846	.734	.986	.599
Runs/G	4.40	4.51	5.84	4.02	6.86	2.84
ERA	3.87	2.40	2.96	5.39	3.96	4.63

THURSDAY 52°
vs. WISCONSIN /// 5:30 PM
TV: Pac-12 Arizona
STATS: asu.statbroadcast.com

FRIDAY 59°
vs. NORTHWESTERN /// 4 PM
TV: Pac-12 Network & Arizona
STATS: asu.statbroadcast.com

vs. ST. THOMAS /// 6:30 PM
TV: Pac-12 Arizona
STATS: asu.statbroadcast.com

SATURDAY 55°
vs. BOISE STATE /// 4 PM
TV: Pac-12 Arizona
STATS: asu.statbroadcast.com

vs. MAINE /// 6:30 PM
TV: Pac-12 Arizona
STATS: asu.statbroadcast.com

PROJECTED STARTERS

Pos	#	NAME	OPS	HR	RBI
rf	2	Jada Lewis	--	--	--
lf	44	Tanya Windle	1.141	4	33
ss	5	Alesia Denby	1.036	10	31
cf	38	Kelsey Hall	1.358	11	52
2b	25	Audrey LeClair	.707	3	15
c	18	Sara Kinch	.430	1	8
1b	41	Makenzie Macfarlane	.617	2	15
dp	33	Shannon Cunningham	.716	1	8
3b	13	Kayla Lissy	.461	1	1
Pos	#	NAME	ERA	WHIP	K/7
rhp	31	Kylee Magee	3.64	1.79	5.51
rhp	8	Marissa Schuld	3.93	1.30	5.01
rhp	11	Mac Osborne	3.82	1.59	5.06



LEADING OFF

- Arizona State enters the second season under head coach Megan Bartlett following a 22-26 finish during her first season in Tempe.
- The 2024 Sun Devils squad returns 10 letterwinners from last season, including all five pitchers. Only two of the team's nine lineup regulars are back.
- Of the 11 newcomers on this year's squad, six are transfers, and five are incoming freshmen.
- ASU will open its season with the return of the Kajikawa Classic. The Kajikawa Classic began in 2005 and was played yearly before not being held last season due to the Super Bowl being in the Valley.

1972, 1973 AIAW CHAMPIONS • 2008, 2011 NCAA NATIONAL CHAMPIONS
32 NCAA POSTSEASON APPEARANCES • 12 NCAA WCWS APPEARANCES



2024 ARIZONA STATE ROSTER

#	FULL NAME	POS.	B/T	HT.	YR.	HOMETOWN / HIGH SCHOOL / PREVIOUS SCHOOL
00	Maddie Pomykalski	UTL	R/R	5-9	Fr.	Frankfort, Ill. / Lincoln Way East / Texas
2	Jada Lewis	OF	L/R	5-5	Fr.	Vallejo, Calif. / Centennial
3	Libby Walsh	INF	R/R	5-8	Fr.	Plainville, Mass. / King Philip Regional
4	Ayden Allen	INF	R/R	5-10	So.	Prosper, Texas / Prosper / Houston
5	Alesia Denby	INF	R/R	5-5	Gr.	Murrieta, Calif. / Vista Murrieta / Fresno State
8	Marissa Schuld	RHP/UTL	R/R	5-3	Gr.	Scottsdale, Ariz. / Pinnacle / Arizona
10	Kenzie Brown	RHP	L/R	5-11	Jr.	Lake City, Ill. / Arthur-Lovington-Atwood-Hammond / Tulsa
11	Mac Osborne	RHP	R/R	5-9	Sr.	Richlands, Va. / Richlands / Virginia Tech
13	Kayla Lissy	INF	L/R	5-5	Sr.	Valrico, Fla. / Durant / Ball State
14	Deborah Jones	RHP	R/R	6-0	Sr.	Unionville, Ind. / Bloomington North / Ball State
17	Jordyn VanHook	INF	R/R	5-10	Gr.	Woodland Hills, Calif. / El Camino Real Charter
18	Sara Kinch	C	R/R	5-10	Sr.	Temecula, Calif. / Great Oak HS / Minnesota
21	Yannixa Acuña	OF	L/R	5-4	So.	Tucson, Ariz. / Salpointe Catholic
25	Audrey LeClair	UTL	L/R	5-8	Gr.	Phoenix, Ariz. / Phoenix Country Day / Michigan
27	Meika Lauppe	RHP	R/R	5-10	Fr.	Pleasant Grove, Calif. / East Nicolaus
31	Kylee Magee	RHP	R/R	5-9	So.	Anaheim, Calif. / Canyon
32	Samantha Swan	C/UTL	R/R	5-3	Fr.	Georgetown, Texas / Georgetown
33	Shannon Cunningham	UTL	R/R	5-9	So.	Tustin, Calif. / Foothill
38	Kelsey Hall	OF	R/R	5-7	Gr.	Sacramento, Calif. / Bella Vista / Boise State
41	Makenzie Macfarlane	C/INF	R/R	5-7	Gr.	Rocklin, Calif. / Whitney / Utah State
44	Tanya Windle	OF	L/R	5-6	So.	Peoria, Ariz. / Cactus / Utah Tech

COACHING STAFF

Head Coach: Megan Bartlett (Second Season at ASU / Seventh Season Overall)**Assistant Coach:** Jimmy Kolaitis**Assistant Coach:** Jeremy Manley**Assistant Coach:** Hailey Decker

SUPPORT STAFF

Softball Operations: Giorgie Loomis**Athletic Trainer:** Tanner Spoden**Strength and Conditioning Coach:** Peter Alosi**Graduate Assistant:** Mary Iakopo**Graduate Assistant:** Yanni Acuña**Student Manager:** Nick Sanchez

ROSTER BREAKDOWN

BY HOME STATE

CALIFORNIA (9)

Shannon Cunningham, Alesia Denby, Kelsey Hall, Sara Kinch, Meika Lauppe, Jada Lewis, Makenzie Macfarlane, Kylee Magee, Jordyn VanHook

ARIZONA (4)

Yannixa Acuña, Audrey LeClair, Marissa Schuld, Tanya Windle

ILLINOIS (2)

Kenzie Brown, Maddie Pomykalski

TEXAS (2)

Ayden Allen, Samantha Swan

FLORIDA (1)

Kayla Lissy

INDIANA (1)

Deborah Jones

MASSACHUSETTS (1)

Libby Walsh

VIRGINIA (1)

Mac Osborne

BY CLASS

GRADUATES (6)

Alesia Denby, Kelsey Hall, Audrey LeClair, Makenzie Macfarlane, Marissa Schuld, Jordyn VanHook

SENIORS (4)

Deborah Jones, Sara Kinch, Kayla Lissy, Mac Osborne

JUNIORS (1)

Kenzie Brown

SOPHOMORES (5)

Yannixa Acuña, Ayden Allen, Shannon Cunningham, Kylee Magee, Tanya Windle

FRESHMEN (5)

Meika Lauppe, Jada Lewis, Maddie Pomykalski, Samantha Swan, Libby Walsh

RETURNER/NEWCOMER

RETURNERS (10)

Yannixa Acuña, Kenzie Brown, Shannon Cunningham, Deborah Jones, Sara Kinch, Kayla Lissy, Kylee Magee, Mac Osborne, Marissa Schuld, Jordyn VanHook

TRANSFERS (6)

Ayden Allen, Alesia Denby, Kelsey Hall, Audrey LeClair, Makenzie Macfarlane, Tanya Windle

FRESHMEN (5)

Meika Lauppe, Jada Lewis, Maddie Pomykalski, Samantha Swan, Libby Walsh

PRONUNCIATION GUIDE

2	Alesia (uh-lee-see-uh) Denby
21	Yannixa (Yaya (yaw-yaw)) Acuña (ah-coon-ya)
30	Meika (me-kuh) Lauppe (loop-ee)
31	Kylee (kigh-lee) Magee (muh-gee)
55	Maddie Pomykalski (palm-uh-cow-ski)
AC	Jimmy Kolaitis (coal-eye-tis)
GA	Mary Iakopo (eye-uh-ko-po)
GA	Yannira (Yanni (yawn-ee)) Acuña (ah-coon-ya)

SUN DEVIL MEDIA RELATIONS

Softball Contact	Josh Fisher
Cell	801-703-5025
Email	josh.fisher@asu.edu
Twitter	@joshfisheraz
Website	TheSunDevils.com



SUN DEVIL NOTES

Softball Launches 2024 Season with Return of Kajikawa Classic

Sun Devils begin 22-game homestand with five games during weekend event

Sun Devil Softball opens the 2024 season this week with five games during the return of the Kajikawa Classic. ASU will start the year against Wisconsin on Thursday at 5:30 p.m.

The action continues on Friday when the Sun Devils face No. 20 Northwestern at 4 p.m. and St. Thomas at 6:30 p.m. Saturday's slate calls for ASU facing Boise State at 4 p.m. and Maine at 6:30 p.m.

All five ASU games will be broadcast live on Pac-12 Arizona with Cindy Brunson (PBP) and Kenzie Fowler (analyst) calling the action.

The Kajikawa Classic will feature 20 games over four days at both Farrington Stadium and the GCU Softball Stadium. More details and the full schedule can be found at TheSunDevils.com/kajikawa.

ABOUT THE SUN DEVILS

Arizona State head coach Megan Bartlett rebuilt the roster after going 22-26 during her first season in Tempe in 2023. This year's squad brings in 11 newcomers – including six transfers – to pair with the 10 returners.

ASU finished 14-12 in games at Farrington Stadium last season. That continued the team's run being .500 or better every season since they started playing home games at the location during the 2000 season.

The pitching staff brings back all five who appeared in a game for the team last season while adding a freshman into the mix. ASU's lineup will look significantly different in 2024, with just two of the nine regulars back this season.

Offensively, the Sun Devils are coming off a season in which they batted .264 with a .822 OPS, while the team's 1.23 home runs per game placed second in the Pac-12 and 19th in the country.

In the circle, ASU pitchers compiled a 3.87 ERA with a 1.59 WHIP. The staff recorded six shutouts and averaged 5.69 strikeouts per seven innings.

KAJIKAWA HISTORY

ASU has seen plenty of success during the Kajikawa Classic through the years. In the 18 seasons of competition, the Sun Devils are 89-15 (.856), finishing with the best record in the event eight times. They enter averaging 7.13 runs per game during Kajikawa play.

Northwestern has appeared in the Kajikawa 12 times with a 32-30 record. Only Western Michigan and ASU have played in more events. Wisconsin has gone 9-18 in six appearances, with Boise State posting a 6-15 mark in its four appearances. Weber State finished 2-3 during its only time at the event in 2019. GCU, Maine, and St. Thomas will each make their Kajikawa debut this season.

SERIES HISTORY

ASU has gone 26-10 all-time against the five teams on the schedule during the first week. The Sun Devils are 11-8 against Northwestern and 2-0 during the Kajikawa Classic.

The team's 7-2 record against Wisconsin includes a 2-0 mark during the Kajikawa. ASU has gone 6-0 against Boise State – 1-0 at the Kajikawa – and 2-0 versus Maine, having never met during the annual classic. The game with St Thomas is the first in the series.

ONE FOR 1,600

The next win for the Sun Devils will be No. 1,600 for the program in the NCAA era. ASU began competing in the NCAA in 1982 and has gone 1599-844-2 (.654) for an average of 38 wins per season. The team has won two NCAA National Championships (2008, 2011) and advanced to the Women's College World Series 12 times.

HOME RUN LEADER

Jordyn VanHook returns for her fifth season, coming off a breakout year in 2023, during which she led the Pac-12 with 19 home runs. VanHook became the first Sun Devil to lead the conference since 2006 when Sun Devils Kaitlin Cochran and Mindy Cowles tied for the lead.

VanHook finished the season at No. 3 in the NCAA with 0.40 home runs per game. Her .767 slugging was 22nd nationally. She also led the team with 35 RBIs and was second with 29 runs scored.

ALL ABOUT HALL

Kelsey Hall joins the Sun Devils this season after being named the Mountain West Player of the Year last season. She batted .385 with 12 doubles, 11 home runs, and 52 RBIs for the Broncos last season. The two-time MW All-Conference selection added a .504 on-base percentage with a .854 slugging percentage with 11 multi-hit games.

During this preseason, Hall has been selected as Top 100 by both D1 Softball and Softball America. Both organizations also selected her as one of the top outfielders in the country.

WELCOME IN WINDLE

The Sun Devils also welcome the reigning WAC Freshman of the Year in Tanya Windle. She was named to the 2023 TUCCI/NFCA Division I National Freshman of the Year Top 25 list after leading the WAC in batting average (.432), hits (76), triples (7), and on-base percentage (.505). Windle was also in the conference's top 10 in runs scored (53, 4th), stolen bases (16, 3rd), and total bases (112, 6th).

Her freshman season included a hit in 47 of her 53 games, with 25 multi-hit games in which Utah Tech went 21-4. She closed the season with a hit in 16 of the team's final 17 games.

SERIES HISTORY

WISCONSIN®

Overall	7-2
Home	5-2
at Farrington	4-2
Away	0-0
Neutral Site	2-0
Streak	Lost 1
Last 10	7-2
First Meeting	1996
Last Meeting	2020

NORTHWESTERN®

Overall	11-8
Home	6-4
at Farrington	5-4
Away	0-0
Neutral Site	5-4
Streak	Lost 1
Last 10	7-3
First Meeting	1986
Last Meeting	2022

St. Thomas

Overall	0-0
Home	0-0
at Farrington	0-0
Away	0-0
Neutral Site	0-0
Streak	--
Last 10	--
First Meeting	2024
Last Meeting	

BOISE STATE

Overall	6-0
Home	5-0
at Farrington	5-0
Away	0-0
Neutral Site	1-0
Streak	Won 6
Last 10	6-0
First Meeting	2011
Last Meeting	2023

MAINE™

Overall	2-0
Home	1-0
at Farrington	1-0
Away	0-0
Neutral Site	1-0
Streak	Won 2
Last 10	2-0
First Meeting	1987
Last Meeting	2017





SEASON SCHEDULE / RESULTS *All times local to Arizona (MST)*

DATE	OPPONENT	W/L	SCORE / TIME	INN	ASU R-H-E	OPP R-H-E	ASU PITCHER(S) OF RECORD	TIME	ATT	OVR REC	P12 REC	PL	GB
Feb 8	Wisconsin		5:30 PM										
Feb 9	#20 Northwestern		4:00 PM										
Feb 9	St. Thomas (MN)		6:30 PM										
Feb 10	Boise State		4:00 PM										
Feb 10	Maine		6:30 PM										
Feb 15	BYU		5:30 PM										
Feb 16	Virginia Tech		4:00 PM										
Feb 16	Illinois State		6:30 PM										
Feb 17	Memphis		4:00 PM										
Feb 17	Cal State Fullerton		6:30 PM										
Feb 21	UTEP (DH)		1:00 PM										
Feb 21	UTEP (DH)		Game 2										
Feb 22	Texas State		5:00 PM										
Feb 23	Seton Hall		4:00 PM										
Feb 23	Ohio State		6:30 PM										
Feb 24	Utah Valley		4:00 PM										
Feb 24	Idaho State		6:30 PM										
Mar 25	New Mexico State		11:30 AM										
Mar 1	UC San Diego		4:30 PM										
Mar 1	James Madison		7:00 PM										
Mar 2	North Florida		4:30 PM										
Mar 2	Omaha		7:00 PM										
Mar 8	at Washington*		7:00 PM										
Mar 9	at Washington*		3:00 PM										
Mar 10	at Washington*		12:00 PM										
Mar 12	Grand Canyon		6:00 PM										
Mar 15	Oregon State*		6:00 PM										
Mar 16	Oregon State*		5:00 PM										
Mar 17	Oregon State*		12:00 PM										
Mar 22	at Oregon*		5:00 PM										
Mar 23	at Oregon*		2:00 PM										
Mar 24	at Oregon*		12:00 PM										
Mar 27	at San Diego (DH)		12:00 PM										
Mar 27	at San Diego (DH)		Game 2										
Apr 5	at Stanford*		7:00 PM										
Apr 6	at Stanford*		5:00 PM										
Apr 7	at Stanford*		1:00 PM										
Apr 12	Utah*		6:00 PM										
Apr 13	Utah*		5:00 PM										
Apr 14	Utah*		12:00 PM										
Apr 16	at Grand Canyon		6:00 PM										
Apr 19	at Arizona*		5:00 PM										
Apr 20	at Arizona*		4:00 PM										
Apr 21	at Arizona*		2:00 PM										
Apr 26	California*		6:00 PM										
Apr 27	California*		5:00 PM										
Apr 28	California*		12:00 PM										
May 3	UCLA*		6:00 PM										
May 4	UCLA*		5:00 PM										
May 5	UCLA*		12:00 PM										





ASU WHEN

BY SCHEDULE

February
March
April
May
Sunday
Monday
Tuesday
Wednesday
Thursday
Friday
Saturday
Game 1 of Day/DH
Game 2 of Day/DH

SERIES RECORDS

Overall
... At Home
... On Road
Series Openers
... At Home
... On Road
Game 2 of Series
... At Home
... On Road
Game 3 of Series
... At Home
... On Road
Rubber Games
... At Home
... On Road
Sweeps/Were Swept
... At Home
... On Road

BY GAME

Day games
Night games (6 pm)
Extra innings
Shutouts
vs. Ranked Opponent
... vs. Top-10 Opponent

BY OPPONENT CONFERENCE

ACC
America East
American
Atlantic Sun
Big 12
Big East
Big Sky
Big Ten
Big West
Conference USA
Missouri Valley
Mountain West
Pac-12
Summit League
Sun Belt
West Coast
Western Athletic

BY OPPOSING PITCHER

vs. Left starter
vs. Right starter
Starter earns decision
Reliever earns decision
Starter 4+ IP
Starter less than 4 IP

BY ASU PITCHER

Starter earns decision
Reliever earns decision
Starter 4+ IP
Starter less than 4 IP

BY SCORING / MARGIN

Scores first
Opp. scores first
1-Run games
2-Run games
5+Run games
Scoring 0-2 runs
... 3-5 runs
... 6-9 runs
... 10+ runs
Opponent 0-2 runs
... 3-5 runs
... 6-9 runs
... 10+ runs

BY STATS

Recording 0-3 hits
Recording 4-6 hits
Recording 7-9 hits
Recording 10+ hits
Allowing 0-3 hits
Allowing 4-6 hits
Allowing 7-9 hits
Allowing 10+ hits
Out-hit opponent
Out-hit by opponent
Hits are tied
Hit 0 home runs
... 1 home run
... 2+ home runs
Opponent 0 home runs
... 1 home run
... 2+ HRs
Made 0 errors
... 1 error
... 2+ errors
Opp. made 0 errors
... 1 error
... 2+ errors

LEADING AFTER

Inning	1	2	3	4	5	6
W-L						

TRAILING AFTER

Inning	1	2	3	4	5	6
W-L						

TIED AFTER

Inning	1	2	3	4	5	6
W-L						

HEROICS

COME FROM BEHIND WINS (0)

DATE	OPPONENT	DEFICIT	FINAL

LAST AT-BAT WINS (0)

DATE	OPPONENT	SCORE	FINAL

WALK-OFF WINS (0)

DATE	OPPONENT	SCORE	FINAL



OFFENSIVE BREAKDOWN

BY MONTH	AVG	OPS	R	H	2B	3B	HR	BB	SO	SB	LOB
February											
March											
April											
May											
BY LOCATION	AVG	OPS	R	H	2B	3B	HR	BB	SO	SB	LOB
Home											
Away											
Neutral											
BY OPPONENT	AVG	OPS	R	H	2B	3B	HR	BB	SO	SB	LOB
Arizona											
ASU Invitational											
California											
Grand Canyon											
Kajikawa Classic											
Littlewood Classic											
Oregon											
Oregon State											
San Diego											
Stanford											
Sun Devil Classic											
UCLA											
Utah											
UTEP											
Washington											

BATTING SIUTATIONAL STASTICS

vs. LEFT HAND PITCHING	H	AB	AVG	WITH RISP	H	AB	AVG	WITH 3RD & LT 2 OUT	RBI	OPS	PCT
Sun Devils				Sun Devils				Sun Devils			
Opponents	--	--	--	Opponents				Opponents			
vs. RIGHT HAND PITCHING	H	AB	AVG	WITH BASES LOADED	H	AB	AVG	ADVANCING RUNNERS	ADV	OPS	PCT
Sun Devils				Sun Devils				Sun Devils			
Opponents				Opponents				Opponents			
WITH BASES EMPTY	H	AB	AVG	WITH 2 OUTS	H	AB	AVG				
Sun Devils				Sun Devils							
Opponents				Opponents							
WITH RUNNERS ON BASE	H	AB	AVG	AS LEADOFF	RCH	OPS	PCT	2OUT	ADV	RCH	RCH
Sun Devils				Sun Devils				RBI	OUT	LOB	ERR
Opponents				Opponents							FC

SCORING BY INNING

	1	2	3	4	5	6	7	EX	TOT
Sun Devils									
Opponents									

MARGIN OF VICTORY

	1	2	3	4	5	6	7	8+
Sun Devils								
Opponents								

SUN DEVILS AT THE PLATE

DETAILED HITTING

PLAYER	MULTI-HIT GAMES					GW RBI	MULTI-RBI GAMES					--- HITS ---		2-OUT RBI
	2	3	4	5+	TOT		2	3	4	5+	TOT	INFIELD	BUNT	
Acuña														
Allen														
Cunningham														
Denby														
Hall														
Kinch														
LeClair														
Lewis														
Lissy														
Macfarlane														
Pomykalski														
Schuld														
Swan														
VanHook														
Walsh														
Windle														
TOTALS														

PLAYER	PINCH HITTING			HITTING STREAK			SEASON HIGH	
	H	AB	AVG	CAREER	SEASON	ACTIVE	HITS	RBI
Acuña				2				
Allen								
Cunningham				2				
Denby						1		
Hall				10				
Kinch				7				
LeClair				11				
Lewis								
Lissy				13		3		
Macfarlane				5				
Pomykalski								
Schuld				9				
Swan								
VanHook				13		1		
Walsh								
Windle				16				
TOTALS								

APPROACHING MILESTONES

MILESTONE	# (NEED)
<i>Kenzie Brown</i> • 150 Career Ks	121 (29)
<i>Alesia Denby</i> • 150 Career Hits • 25 Career HRs • 100 Career RBIs	141 (9) 22 (3) 94 (6)
<i>Kelsey Hall</i> • 100 Career Runs • 100 Career Hits • 25 Career Doubles • 25 Career HRs • 100 Career RBIs	90 (10) 98 (2) 22 (3) 24 (1) 93 (7)
<i>Deborah Jones</i> • 250 Career Ks	246 (4)
<i>Makenzie Macfarlane</i> • 100 Career Hits • 50 Career RBIs	99 (1) 45 (5)
<i>Mac Osborne</i> • 100 Career Ks	92 (8)
<i>Marissa Schuld</i> • 5th ASU Saves List (10) • 150 Career Ks	8 (2) 140 (10)
<i>Jordyn VanHook</i> • 50 Career Runs • 25 Career HRs • t-23rd ASU HRs List (27)	48 (2) 24 (1) 24 (3)

BATTED AROUND									
DATE	OPPONENT	INN	PA	R	H	E	LOB	FINAL	

[illegible]

2024	SOLO	2R	3R	GS	TOT
------	------	----	----	----	-----

CAREER	'20	'21	'22	'23	'24	TOT
Hall			13	11		24
VanHook	3	2		19		24
Denby	2	1	9	10		22
Kinch		9	7	1		17
Lissy		2	3	1		6
Macfarlane	2	2		2		6
LeClair			1	3		4
Windle				4		4
Schuld	2					2
Cunningham				1		1

SUN DEVILS IN THE FIELD

OUTFIELD ASSISTS						ERRORS				BASE-STEALING			CATCHING					
PLAYER	1ST	2ND	3RD	HOME	TOTAL	T	F	OTHER	TOTAL	CS	ATT	CS%	ERA	ER	IC	SHO	WP	PB
Acuña																		
Allen																		
Brown																		
Cunningham																		
Denby																		
Hall																		
Jones																		
Kinch																		
Lauppe																		
LeClair																		
Lewis																		
Lissy																		
Macfarlane																		
Magee																		
Osborne																		
Pomykalski																		
Schuld																		
Swan																		
VanHook																		
Walsh																		
Windle																		
TOTALS																		

BY POSITION

PITCHERS	CH	PO	A	E	F%
CATCHERS	CH	PO	A	E	F%
FIRST BASE	CH	PO	A	E	F%
SECOND BASE	CH	PO	A	E	F%
THIRD BASE	CH	PO	A	E	F%

SUN DEVIL HITTER NOTES


21 YAYA ACUNA
OF • L/R • 5-4 • Sophomore
Tucson, Ariz. / Salpointe Catholic

.556 AVG	1.156 OPS	0 HR	0 RBI
Pac-12 Tourn	OPS	HR	RBI
Last 10	0-1 .500 OPS	0 HR	0 RBI
Current Streak	0-3 (10 games)		

- ✦ Appeared in 25 games, prominently as a pitch-runner, and knocked an efficient five hits in nine at-bats
- ✦ She was 3-for-3 as a pinch hitter during the OSU Mizuno Classic
- ✦ Made two appearances in Sun Devil Classic with a hit against Michigan State and a scored run against Boise State
- ✦ Successfully obtained her first career hit and stolen base against Memphis

CAREER STATISTICS

SEASON	AVG	OBP	SLG	OPS	GP	GS	AB	R	H	2B	3B	HR	RBI	BB	HBP	SO	SF	SH	SB
2023	.556	.600	.556	1.156	25	0	9	7	5	0	0	0	0	1	0	2	0	0	4
2024	.000	.000	.000	.000															
Career	.556	.600	.556	1.156	25	0	9	7	5	0	0	0	0	1	0	2	0	0	4


4 AYDEN ALLEN
INF • R/R • 5-10 • Sophomore
Prosper, Texas / Prosper / Houston

.000 AVG	.000 OPS	0 HR	1 RBI
AAC Champ	OPS	HR	RBI
Last 10	OPS	HR	RBI
Current Streak	0-3 (4 games)		

- ✦ Transfers to ASU after just four appearances –all as a pinch hitter – for Houston in 2023
- ✦ Tallied her first career RBI with a sacrifice fly at Memphis
- ✦ Made the American Athletic Conference All-Academic Team
- ✦ Was listed at No. 73 in Extra Inning Softball's Class of 2022 Player Rankings coming out of high school

CAREER STATISTICS

SEASON	AVG	OBP	SLG	OPS	GP	GS	AB	R	H	2B	3B	HR	RBI	BB	HBP	SO	SF	SH	SB
2023 (Houston)	.000	.000	.000	.000	4	0	3	0	0	0	0	0	1	0	0	1	1	1	0
2024	.000	.000	.000	.000															
Career	.000	.000	.000	.000	4	0	3	0	0	0	0	0	1	0	0	1	1	1	0


33 SHANNON CUNNINGHAM
C/UTL • R/R • 5-9 • Sophomore
Tustin, Calif. / Foothill

.234 AVG	.716 OPS	1 HR	8 RBI
Pac-12 Tourn	OPS	HR	RBI
Last 10	2-13 .385 OPS	0 HR	1 RBI
Current Streak	0-6 (2 games)		

- ✦ Appeared in 32 games (11 starts) during her freshman season
- ✦ Batted .234 with 11 hits, four doubles, a home run, and eight RBIs
- ✦ Was 7-for-18 (.389) as a pinch-hitter to lead the team in both pinch hits and pinch-hit at bats
- ✦ Hit her first career home run in the series finale at Utah as a pinch-hitter

CAREER STATISTICS

SEASON	AVG	OBP	SLG	OPS	GP	GS	AB	R	H	2B	3B	HR	RBI	BB	HBP	SO	SF	SH	SB
2023	.234	.333	.383	.716	32	11	47	6	11	4	0	1	8	5	2	15	0	0	1
2024	.000	.000	.000	.000															
Career	.234	.333	.383	.716	32	11	47	6	11	4	0	1	8	5	2	15	0	0	1



SUN DEVIL HITTER NOTES



5 ALESIA DENBY
INF • R/R • 5-5 • Graduate
Murrieta, Calif. / Vista Murrieta / Fresno State

.314 AVG	1.036 OPS	10 HR	31 RBI
MW Tournament	1-3 .333 OPS	0 HR	0 RBI
Last 10	10-28 1.192 OPS	2 HR	5 RBI
Current Streak	1 game (1-3; .667 OPS)		

CAREER STATISTICS

SEASON	AVG	OBP	SLG	OPS	GP	GS	AB	R	H	2B	3B	HR	RBI	BB	HBP	SO	SF	SH	SB
2020 (Fresno St.)	.250	.351	.500	.851	25	25	64	13	16	2	4	2	18	8	2	25	0	0	3
2021 (Fresno St.)	.222	.290	.325	.615	49	49	126	21	28	6	2	1	13	12	2	24	5	1	9
2022 (Fresno St.)	.293	.376	.547	.922	55	55	150	29	44	11	0	9	32	15	6	31	2	1	8
2023 (Fresno St.)	.314	.421	.615	1.036	54	54	169	39	53	11	5	10	31	27	5	30	1	1	13
2024	.000	.000	.000	.000															
Career	.277	.367	.509	.876	183	183	509	102	141	30	11	22	94	62	15	110	8	3	33

- Transfer from Fresno State was the 2023 Mountain West Conference Defensive Player of the Year
- Enters the season having started every game of her career at Fresno State for a span of 183 consecutive starts
- Had a hit in nine of the final 10 games of the season with a double, a triple, and two home runs
- Closed the season 18-of-44 with a 1.423 OPS over the final 15 games. Hit four home runs and walked 12 times during the span


38 KELSEY HALL
OF • R/R • 5-7 • Graduate
Sacramento, Calif. / Bella Vista / Boise State

.385 AVG	1.358 OPS	11 HR	52 RBI
MW Tournament	1-8 .125 OPS	0 HR	1 RBI
Last 10	8-29 .679 OPS	0 HR	6 RBI
Current Streak	0-4 (2 games)		

CAREER STATISTICS

SEASON	AVG	OBP	SLG	OPS	GP	GS	AB	R	H	2B	3B	HR	RBI	BB	HBP	SO	SF	SH	SB
2020 (Fresno St.)	.197	.243	.303	.546	24	23	66	13	13	3	2	0	9	3	1	15	0	1	4
2021 (Fresno St.)	.111	.111	.222	.333	3	3	9	1	1	1	0	0	0	0	0	1	0	0	0
2022 (Boise St.)	.392	.497	.783	1.280	46	38	120	37	47	6	1	13	32	19	6	21	0	3	5
2023 (Boise St.)	.385	.504	.854	1.358	43	35	96	39	37	12	0	11	52	21	3	19	1	1	3
2024	.000	.000	.000	.000															
Career	.337	.438	.680	1.118	116	99	291	90	98	22	3	24	93	43	10	56	1	5	12

- Transfers to ASU after being named the 2023 Mountain West Player of the Year while at Boise State
- Batted .385 with 37 hits, 12 doubles, 11 home runs, 52 RBIs, 39 runs while posting 11 multi-hit games
- Went 6-for-9, recording two doubles, a home run, 10 RBIs and four runs in conference series sweep against UNLV last season
- Two-time All-Mountain West selection was the 2022 Extra Inning Softball National Comeback Player of the Year


18 SARAH KINCH
C • R/R • 5-10 • Senior
Temecula, Calif. / Great Oak / Minnesota

.143 AVG	.431 OPS	1 HR	8 RBI
Pac-12 Tourn	0-1 .000 OPS	0 HR	0 RBI
Last 10	3-22 .492 OPS	1 HR	1 RBI
Current Streak	0-4 (2 games)		

CAREER STATISTICS

SEASON	AVG	OBP	SLG	OPS	GP	GS	AB	R	H	2B	3B	HR	RBI	BB	HBP	SO	SF	SH	SB
2021 (Minnesota)	.252	.350	.504	.855	44	42	119	17	30	3	0	9	17	13	5	34	0	3	1
2022 (Minnesota)	.233	.305	.425	.730	52	51	146	16	34	7	0	7	36	11	5	43	2	5	0
2023	.143	.208	.222	.431	28	23	63	2	9	2	0	1	8	5	1	14	3	0	0
2024	.000	.000	.000	.000															
Career	.223	.303	.415	.718	124	116	328	35	73	12	0	17	61	29	11	91	5	8	1
• at Arizona State	.143	.208	.222	.431	28	23	63	2	9	2	0	1	8	5	1	14	3	0	0

- Started in 23 games and appeared in 28 for the Sun Devils, all at catcher
- Had two RBIs in her debut as a Sun Devil against CSUN
- Hit her lone home run of the season against UCLA
- Threw out seven potential base stealers to rank third in the Pac-12

SUN DEVIL HITTER NOTES


**25 AUDREY
LECLAIR**
UTL • L/R • 5-8 • Graduate
Phoenix, Ariz. / Phoenix Country Day / Michigan

.262 AVG	.707 OPS	3 HR	15 RBI
Big Ten Tourn	0-3 .000 OPS	0 HR	0 RBI
Last 10	9-29 .816 OPS	1 HR	3 RBI
Current Streak	0-6 (2 games)		

- Transfers to ASU after four seasons at Michigan
- Appeared in 48 games, starting 44 at third base and three in the outfield, for the Wolverines last season
- A career .281 hitter with 72 hits and 29 RBIs over the past two seasons as a regular starter
- Was named to the All-Big Ten Second Team in 2022

CAREER STATISTICS

SEASON	AVG	OBP	SLG	OPS	GP	GS	AB	R	H	2B	3B	HR	RBI	BB	HBP	SO	SF	SH	SB
2020 (Michigan)	.000	.000	.000	.000	11	0	0	2	0	0	0	0	0	0	0	0	0	0	1
2021 (Michigan)	.167	.167	.167	.333	31	0	6	7	1	0	0	0	1	0	0	0	0	0	4
2022 (Michigan)	.306	.344	.403	.747	50	43	124	28	38	5	2	1	14	7	0	5	0	3	10
2023 (Michigan)	.262	.299	.408	.707	48	47	130	17	34	6	2	3	15	7	0	6	0	1	9
2024	.000	.000	.000	.000															
Career	.281	.318	.400	.718	140	90	260	54	73	11	4	4	30	14	0	11	0	4	24


**2 JADA
LEWIS**
OF • L/R • 5-5 • Freshman
Vallejo, Calif. / Centennial

AVG	OPS	HR	RBI
	OPS	HR	RBI
Last 10	OPS	HR	RBI
Current Streak			

- One of five freshmen on this year's roster
- Ranked No. 81 on the 2023 Extra Elite 100 list by Extra Inning Softball
- Won a PGF national title with her 14U team
- Did competitive gymnastics for five years and started a business at the age of 13

CAREER STATISTICS

SEASON	AVG	OBP	SLG	OPS	GP	GS	AB	R	H	2B	3B	HR	RBI	BB	HBP	SO	SF	SH	SB
2024	.000	.000	.000	.000															


**13 KAYLA
LISSY**
INF • L/R • 5-5 • Senior
Valrico, Fla. / Durant / Ball State

.181 AVG	.461 OPS	1 HR	1 RBI
Pac-12 Tourn	1-2 1.000 OPS	0 HR	0 RBI
Last 10	6-23 .581 OPS	0 HR	0 RBI
Current Streak	3 games (3-7, .984 OPS)		

- Returned to action last season after a knee injury ended her season early at Ball State in 2022
- One of three Sun Devils to have had a hit in every conference series last season
- Recorded a hit in 12 of the final 22 games of the season and enters year on a three-game hitting streak
- Tallied her 100th career hit with a single in the first game of the Stanford series in 2023

CAREER STATISTICS

SEASON	AVG	OBP	SLG	OPS	GP	GS	AB	R	H	2B	3B	HR	RBI	BB	HBP	SO	SF	SH	SB
2021 (Ball St.)	.366	.432	.559	.991	51	47	145	43	53	4	9	2	18	14	3	25	0	1	18
2022 (Ball St.)	.330	.362	.509	.872	35	35	106	23	35	6	2	3	17	6	1	25	3	1	8
2023	.181	.244	.217	.461	38	37	83	5	15	0	0	1	1	6	1	28	0	2	3
2024	.000	.000	.000	.000															
Career	.308	.364	.458	.822	124	119	334	71	103	10	11	6	36	26	5	78	3	4	29
• at Arizona State	.181	.244	.217	.461	38	37	83	5	15	0	0	1	1	6	1	28	0	2	3

SUN DEVIL HITTER NOTES



41

MAKENZIE MACFARLANE

C/INF • R/R • 5-7 • Graduate
 Rocklin, Calif. / Whitney / Utah State

.213 AVG	.617 OPS	2 HR	15 RBI
at San Jose State	1-9 .422 OPS	0 HR	0 RBI
Last 10	2-25 .353 OPS	0 HR	0 RBI
Current Streak	0-6 (2 games)		

- Transfer from Utah State that will see time behind the plate and at first base
- Set career highs in hits, runs, RBIs, and extra base hits for Utah State last season
- Her 151 games played and 143 starts are second-most of any player on the team (Denby)
- Has an identical twin sister, Mazie, who plays softball at Maryland after the duo played together at Utah State

CAREER STATISTICS

SEASON	AVG	OBP	SLG	OPS	GP	GS	AB	R	H	2B	3B	HR	RBI	BB	HBP	SO	SF	SH	SB
2020 (Utah St.)	.306	.367	.458	.825	24	24	72	9	22	5	0	2	9	7	0	8	0	0	0
2021 (Utah St.)	.214	.298	.291	.588	40	40	117	5	25	3	0	2	11	13	1	10	0	1	0
2022 (Utah St.)	.236	.314	.274	.587	43	35	106	7	25	2	1	0	10	12	0	18	0	3	0
2023 (Utah St.)	.213	.310	.307	.617	44	44	127	22	27	6	0	2	15	17	1	14	0	1	0
2024	.000	.000	.000	.000															
Career	.235	.317	.320	.637	151	143	422	43	99	16	1	6	45	49	2	50	0	5	0



00

MADDIE POMYKALSKI

UTL • R/R • 5-9 • Freshman
 Frankfort, Ill. / Lincoln Way East / Texas

AVG	OPS	HR	RBI
	OPS	HR	RBI
Last 10	OPS	HR	RBI
Current Streak			

- Joins the Sun Devils after taking a redshirt season at Texas in 2023
- Injuries will keep her out of action to start this season
- Was listed at No. 75 in the nation and No. 14 among infielders in Extra Inning Softball's Class of 2022 Player Rankings
- Hit .440 with 13 home runs, 22 doubles, seven triples and 52 RBIs in 59 games during 2021 spring/summer

CAREER STATISTICS

SEASON	AVG	OBP	SLG	OPS	GP	GS	AB	R	H	2B	3B	HR	RBI	BB	HBP	SO	SF	SH	SB
2023 (Texas)									Redshirt										
2024	.000	.000	.000	.000															



8

MARISSA SCHULD

RHP/UTL • R/R • 5-3 • Graduate
 Scottsdale, Ariz. / Pinnacle / Arizona

.188 AVG	.476 OPS	0 HR	5 RBI
Pac-12 Tourn	OPS	HR	RBI
Last 10	0-2 .000 OPS	0 HR	0 RBI
Current Streak	0-3 (2 games)		

- Went 6 for 32 with five RBIs in limited action at the plate last season
- Drove in five runs and scored six others while adding one double
- Led the Sun Devils with a minimum of 10 at bats with RISP by batting .364

CAREER STATISTICS

SEASON	AVG	OBP	SLG	OPS	GP	GS	AB	R	H	2B	3B	HR	RBI	BB	HBP	SO	SF	SH	SB
2019 (Arizona)	.000	.000	.000	.000	9	2	4	1	0	0	0	0	0	0	0	1	0	0	0
2020 (Arizona)	.350	.435	.525	.960	17	15	40	6	14	1	0	2	6	3	3	7	0	0	0
2022	.211	.286	.368	.654	33	15	19	1	4	1	1	0	2	1	1	9	0	0	0
2023	.188	.257	.219	.476	33	12	32	6	6	1	0	0	5	2	1	4	0	0	0
2024	.000	.000	.000	.000															
Career	.253	.330	.368	.699	92	44	95	14	24	3	1	2	13	6	5	21	0	0	0
• at Arizona State	.196	.268	.275	.542	66	27	51	7	10	2	1	0	7	3	2	13	0	0	0



SUN DEVIL HITTER NOTES



32 SAMANTHA SWAN

C/UTL • R/R • 5-3 • Freshman
Georgetown, Texas / Georgetown

	AVG	OPS	HR	RBI
		OPS	HR	RBI
Last 10		OPS	HR	RBI
Current Streak				

- Comes to ASU from Texas as one of five freshmen on the 2024 roster
- Helped Georgetown High School to Texas 5A Regional Finals as a senior
- In her junior season, batted .343 with 39 hits, three home runs, and 30 RBIs
- Ranked No. 49 in the country by Extra Inning Softball

CAREER STATISTICS

SEASON	AVG	OBP	SLG	OPS	GP	GS	AB	R	H	2B	3B	HR	RBI	BB	HBP	SO	SF	SH	SB
2024	.000	.000	.000	.000															



17 JORDYN VANHOOK

INF • R/R • 5-10 • Graduate
Woodland Hills, Calif. / El Camino Real Charter

	.293	AVG	1.146	OPS	19	HR	35	RBI
Pac-12 Tourn	1-3		.667	OPS	0	HR	0	RBI
Last 10	5-28		.750	OPS	3	HR	4	RBI
Current Streak					1 game (1-3; .667 OPS)			

- Returns after leading the Pac-12 – and ranking seventh in the NCAA – with 19 home runs during the 2023 season.
- Became the first Sun Devil to lead the Pac-12 in home runs since 2006
- Homered in consecutive games nine times, including twice homering in four straight contests
- Started 2023 by recording a hit in 17 of the first 18 games, including a career-best 13-game hitting streak

CAREER STATISTICS

SEASON	AVG	OBP	SLG	OPS	GP	GS	AB	R	H	2B	3B	HR	RBI	BB	HBP	SO	SF	SH	SB
2020	.462	.529	1.154	1.683	14	1	13	7	6	0	0	3	7	2	1	2	1	0	0
2021	.171	.286	.343	.629	22	9	35	7	6	0	0	2	9	6	0	12	1	0	2
2022	.176	.263	.176	.440	20	1	17	5	3	0	0	0	2	1	1	7	0	0	0
2023	.293	.379	.767	1.146	48	47	133	29	39	6	0	19	35	18	1	41	1	1	0
2024	.000	.000	.000	.000															
Career	.273	.364	.667	1.030	104	58	198	48	54	6	0	24	53	27	3	62	3	1	2

SUN DEVIL HITTER NOTES


3 LIBBY WALSH
INF • R/R • 5-7 • Freshman
 Plainville, Mass. / King Philip Regional

	AVG	OPS	HR	RBI
		OPS	HR	RBI
Last 10		OPS	HR	RBI
Current Streak				



One of the five freshmen on this year's roster



Comes to the desert from Massachusetts



Ranked No. 22 on the 2023 Extra Elite rankings by Extra Inning Softball



Played with the Rhode Island Thunder Travel team since she was a freshman in high school

CAREER STATISTICS

SEASON	AVG	OBP	SLG	OPS	GP	GS	AB	R	H	2B	3B	HR	RBI	BB	HBP	SO	SF	SH	SB
2024	.000	.000	.000	.000															


44 TANYA WINDLE
OF • L/R • 5-6 • Sophomore
 Peoria, Ariz. / Cactus / Utah Tech

	.432	AVG	1.141	OPS	4	HR	33	RBI
WAC Tournament	3-11	.636	OPS	0	HR	0	RBI	
Last 10	13-35	1.125	OPS	2	HR	8	RBI	
Current Streak						0-4 (1 game)		



Joins the Sun Devils after being named the WAC Freshman of the Year last season for Utah Tech.



All-WAC First Team selection that was named to the 2023 TUCCI/NFCA Division I National Freshman of the Year Top 25 list



Led the WAC in batting average, hits, triples, and on-base percentage



Ranked in the conference's top 10 in runs scored, stolen bases, and total bases

CAREER STATISTICS

SEASON	AVG	OBP	SLG	OPS	GP	GS	AB	R	H	2B	3B	HR	RBI	BB	HBP	SO	SF	SH	SB
2023 (Utah Tech)	.432	.505	.636	1.141	53	53	176	53	76	10	7	4	33	22	6	12	2	1	16
2024	.000	.000	.000	.000															
Career	.432	.505	.636	1.141	53	53	176	53	76	10	7	4	33	22	6	12	2	1	16



SUN DEVILS IN THE CIRCLE

	W-L	ERA	IP	H	R	ER	BB	SO	BAA	WHIP
Starters										
Relievers										
BY MONTH	W-L	ERA	IP	H	R	ER	BB	SO	BAA	WHIP
February										
March										
April										
May										
BY LOCATION	W-L	ERA	IP	H	R	ER	BB	SO	BAA	WHIP
Home										
Away										
Neutral										
BY OPPONENT	W-L	ERA	IP	H	R	ER	BB	SO	BAA	WHIP
Arizona										
ASU Invitational										
California										
Grand Canyon										
Kajikawa Classic										
Littlewood Classic										
Oregon										
Oregon State										
San Diego										
Stanford										
Sun Devil Classic										
UCLA										
Utah										
UTEP										
Washington										

SCORELESS INNINGS

SCORELESS INNINGS PITCHED	Total
Kenzie Brown	
Deborah Jones	
Meika Lauppe	
Kylee Magee	
Mac Osborne	
Marissa Schuld	
TOTAL	

SCORELESS INNINGS STREAK

	Active	Season	Career
Kenzie Brown			13.0
Deborah Jones			12.0
Meika Lauppe			
Kylee Magee			6.2
Mac Osborne			12.0
Marissa Schuld			16.2

PERFECT INNINGS PITCHED

PERFECT INNINGS PITCHED	Total
Kenzie Brown	
Deborah Jones	
Meika Lauppe	
Kylee Magee	
Mac Osborne	
Marissa Schuld	
TOTAL	

STRIKEOUTS & WALKS

PITCHER	K	K%	KL	KL%	K/7	SEASON HIGH	CAREER HIGH	BB	BB%	K/BB
Brown							9			
Jones							12			
Lauppe										
Magee							6			
Osborne							9			
Schuld							10			
TEAM TOTALS										

SUN DEVILS IN THE CIRCLE

INDIVIDUAL BREAKDOWN

STARTING PITCHERS *Stats are for starts only.*

PITCHER	GS	IP	IP/ GS	TP/ GS	W-L	ERA	BAA	WHIP	BB/7	K/7	AFTER LOSS
Brown											
Jones											
Lauppe											
Magee											
Osborne											
Schuld											

TEAM TOTALS

INNINGS	TEAM	Brown	Jones	Lauppe	Magee	Osborne	Schuld
0.0-3.2	(0-0)						
4.0-4.2	(0-0)						
5.0-5.2	(0-0)						
6.0-6.2	(0-0)						
7.0+	(0-0)						
Total Starts	(0-0)						
Run Support							
RS/7							
Team Record when Starting							

FROM THE BULLPEN *Stats are for relief appearances only.*

PITCHER	APP	IP	W-L	SV	ERA	BAA	WHIP	BB/7	K/7	1ST BATTER FACED				INHERITED RUNNERS		
										AB	H	AVG	K	RI	LOB	PCT
Brown																
Jones																
Lauppe																
Magee																
Osborne																
Schuld																
TOTALS																

SUN DEVIL PITCHER NOTES



10 KENZIE BROWN

RHP • L/R • 5-11 • Junior

Lake City, Ill. / Arthur-Lovington-Atwood-Hammond / Tulsa

4.35 ERA 1.59 WHIP 10-2 W-L

.245 OPP AVG 7.19 K/7 4.45 BB/7

5+ Strikeouts SEASON 9 CAREER

4+ IP & 2 ER of less SEASON 9 CAREER

date	opponent	gs	dec	ip	h	r	er	bb	k	np
F8	Wisconsin									
F9	Northwestern									
F9	St. Thomas (MN)									
F10	Boise State									
F10	Maine									

- Had surgery on February 6 and is expected to miss the 2024 season
- During her first season in Tempe in 2023, led the Sun Devils in appearances with 31 (five starts)
- Finished the season with a 10-2 record and a 4.35 ERA with 76 strikeouts in 74 innings
- Logged a career-high nine strikeouts and also had her first career shutout and complete game against Memphis in her Sun Devil debut

CAREER STATISTICS

SEASON	ERA	WHIP	BAVG	K/7	W	L	APP	GS	CG	SHO	SV	IP	H	R	ER	BB	SO	2B	3B	HR
2022 (Tulsa)	6.78	2.16	.285	5.98	3	7	22	9	0	0	0	52.2	63	66	51	51	45	16	2	9
2023	4.35	1.59	.245	7.19	10	2	31	4	1	1	0	74.0	71	57	46	47	76	4	1	9
2024	0.00	0.00	.000	0.00																
Career	5.36	1.83	.262	6.69	13	9	53	13	1	1	0	126.2	134	123	97	98	121	20	3	18
• at Arizona State	4.35	1.59	.245	7.19	10	2	31	4	1	1	0	74.0	71	57	46	47	76	4	1	9



14 DEBORAH JONES

RHP • R/R • 6-0 • Senior

Unionville, Ind. / Bloomington North / Ball State

3.13 ERA 1.57 WHIP 2-1 W-L

.281 OPP AVG 5.33 K/7 3.13 BB/7

5+ Strikeouts SEASON 19 CAREER

4+ IP & 2 ER of less SEASON 29 CAREER

date	opponent	gs	dec	ip	h	r	er	bb	k	np
F8	Wisconsin									
F9	Northwestern									
F9	St. Thomas (MN)									
F10	Boise State									
F10	Maine									

- Made 15 appearances in relief for the Sun Devils in 2023, going 2-1 with a 3.13 ERA and 17 strikeouts
- Held the opponent scoreless in eight of her 15 appearances
- Recorded her first win as a Sun Devil against Illinois State, pitching three scoreless innings in relief, allowing only one walk and striking out five
- Pitched a season-best 3.2 innings with one run allowed in game two of the Stanford series

CAREER STATISTICS

SEASON	ERA	WHIP	BAVG	K/7	W	L	APP	GS	CG	SHO	SV	IP	H	R	ER	BB	SO	2B	3B	HR
2020 (Ball State)	1.63	1.19	.221	5.61	7	2	14	11	4	2	0	68.2	55	23	16	27	55	6	1	3
2021 (Ball State)	3.64	1.56	.261	4.95	12	7	30	16	6	2	3	111.2	114	72	58	60	79	22	0	8
2022 (Ball State)	2.52	1.37	.225	6.29	6	8	25	17	8	3	1	105.2	91	57	38	54	95	14	0	6
2023	3.13	1.57	.281	5.33	2	1	15	0	0	0	0	22.1	25	12	10	10	17	4	0	0
2024	0.00	0.00	.000	0.00																
Career	2.77	1.41	.242	5.58	27	18	84	44	18	7	4	308.1	285	164	122	151	246	46	1	17
• at Arizona State	3.13	1.57	.281	5.33	2	1	15	0	0	0	0	22.1	25	12	10	10	17	4	0	0

SUN DEVIL PITCHER NOTES


27 MEIKA LAUPPE
RHP • R/R • 5-10 • Freshman
Pleasant Grove, Calif. / East Nicolaus

ERA	WHIP	W-L
OPP AVG	K/7	BB/7
5+ Strikeouts	SEASON	CAREER
4+ IP & 2 ER of less	SEASON	CAREER

date	opponent	gs	dec	ip	h	r	er	bb	k	np
F8	Wisconsin									
F9	Northwestern									
F9	St. Thomas (MN)									
F10	Boise State									
F10	Maine									

- Freshman joins the Sun Devils from California
- Went 43-3 with a 0.55 ERA and 574 strikeouts during high school career, including 179 strikeouts and 22-2 record with 0.30 ERA as a senior
- Recorded eight no-hitters and three perfect games for East Nicolaus
- Accolades include all-metro first team, CAL Hi Sports Underclassman first-team, and first team SBLive All-Northern Section

CAREER STATISTICS

SEASON	ERA	WHIP	BAVG	K/7	W	L	APP	GS	CG	SHO	SV	IP	H	R	ER	BB	SO	2B	3B	HR
2024	0.00	0.00	.000	0.00																


31 KYLEE MAGEE
RHP • R/R • 5-9 • Sophomore
Anaheim, Calif. / Canyon

3.64 ERA	1.79 WHIP	4-6 W-L
.278 OPP AVG	5.51 K/7	4.85 BB/7
5+ Strikeouts	SEASON	4 CAREER
4+ IP & 2 ER of less	SEASON	6 CAREER

date	opponent	gs	dec	ip	h	r	er	bb	k	np
F8	Wisconsin									
F9	Northwestern									
F9	St. Thomas (MN)									
F10	Boise State									
F10	Maine									

- Appeared in 21 games, pitching 75 innings and striking out 59 during her freshman season
- Named as a selection to the Pac-12 All-Freshman Team with four wins and a 3.17 ERA.
- Threw three complete games with two shutouts over the year
- Went 4+ innings with two earned runs or less in four of her final five starts of the season, including a 2-hit shutout to open Oregon State series

CAREER STATISTICS

SEASON	ERA	WHIP	BAVG	K/7	W	L	APP	GS	CG	SHO	SV	IP	H	R	ER	BB	SO	2B	3B	HR
2023	3.64	1.79	.278	5.51	4	6	21	20	3	2	0	75.0	82	54	39	52	59	12	1	4
2024	0.00	0.00	.000	0.00																
Career	3.64	1.79	.278	5.51	4	6	21	20	3	2	0	75.0	82	54	39	52	59	12	1	4

SUN DEVIL PITCHER NOTES



11 MAC OSBORNE

RHP • R/R • 5-9 • Senior
Richlands, Va. / Richlands / Virginia Tech

3.82 ERA **1.59 WHIP** **4-11 W-L**

.270 OPP AVG **5.06 K/7** **3.40 BB/7**

5+ Strikeouts **SEASON** **6 CAREER**

4 IP & 2 ER of less **SEASON** **13 CAREER**

- Made 23 appearances (19 starts) and led the Sun Devils with 84.1 innings pitched
- Finished the season with four complete games and three shutouts while posting a 3.82 ERA
- Recorded her first shutout and the second complete game of her career against DePaul with just one hit allowed
- Went 4+ innings in 12 of her 23 appearances while posting seven scoreless outings

CAREER STATISTICS

SEASON	ERA	WHIP	BAVG	K/7	W	L	APP	GS	CG	SHO	SV	IP	H	R	ER	BB	SO	2B	3B	HR
2021 (Va. Tech)	2.76	1.16	.247	3.37	2	1	15	5	1	0	0	45.2	43	21	18	10	22	6	1	7
2022 (Va. Tech)	4.88	1.60	.259	4.40	2	0	6	1	0	0	0	14.1	14	10	10	9	9	3	0	2
2023	3.82	1.59	.270	5.06	4	11	23	19	4	3	0	84.1	93	60	46	41	61	10	1	6
2024	0.00	0.00	.000	0.00																
Career	3.59	1.45	.262	4.46	8	12	44	25	5	3	0	144.1	150	91	74	60	92	19	2	15
• at Arizona State	3.82	1.59	.270	5.06	4	11	23	19	4	3	0	84.1	93	60	46	41	61	10	1	6

date	opponent	gs	dec	ip	h	r	er	bb	k	np
F8	Wisconsin									
F9	Northwestern									
F9	St. Thomas (MN)									
F10	Boise State									
F10	Maine									



8 MARISSA SCHULD

RHP/UTL • R/R • 5-3 • Graduate
Scottsdale, Ariz. / Pinnacle / Arizona

3.93 ERA **1.30 WHIP** **2-6 W-L**

.267 OPP AVG **5.01 K/7** **1.63 BB/7**

5+ Strikeouts **SEASON** **9 CAREER**

4 IP & 2 ER of less **SEASON** **13 CAREER**

- Working primarily as the closer, finished with 51.2 innings over 25 appearances in 2023
- Placed third in the Pac-12 and 21st nationally with five saves
- Tallied a 3.1 strikeout-to-walk ratio while posting 5.01 strikeouts per seven innings
- Is the last Sun Devil to record a perfect game after shutting down Arizona on March 27, 2022 in Tucson

CAREER STATISTICS

SEASON	ERA	WHIP	BAVG	K/7	W	L	APP	GS	CG	SHO	SV	IP	H	R	ER	BB	SO	2B	3B	HR
2019 (Arizona)	0.48	0.95	.232	3.82	2	0	5	2	0	0	0	14.2	13	4	1	1	8	0	0	0
2020 (Arizona)	0.00	0.67	.182	4.67	0	0	3	0	0	0	0	3.0	2	0	0	0	2	1	0	0
2022	2.09	0.90	.215	7.48	10	2	27	10	4	1	3	87.0	70	31	26	8	93	10	1	12
2023	3.93	1.30	.267	5.01	2	6	25	5	1	0	5	51.2	55	32	29	12	37	11	2	8
2024	0.00	0.00	.000	0.00																
Career	2.51	1.03	.234	6.27	14	8	60	17	5	1	8	156.1	140	67	56	21	140	22	3	20
• at Arizona State	2.78	1.05	.235	6.56	12	8	52	15	5	1	8	138.2	125	63	55	20	130	21	3	20

date	opponent	gs	dec	ip	h	r	er	bb	k	np
F8	Wisconsin									
F9	Northwestern									
F9	St. Thomas (MN)									
F10	Boise State									
F10	Maine									

**TOP GAME CHANGING PLAY IN VICTORIES**

DATE	OPPONENT	SCORE	INNING	WIN PROB BEFORE	WIN PROB AFTER	CHANGE	GAME CHANGING PLAY	FINAL
------	----------	-------	--------	--------------------	-------------------	--------	--------------------	-------

TOP GAME CHANGING PLAYS OF SEASON

All plays that improved ASU win probability by at least 20%

DATE	OPPONENT	SCORE	INNING	WIN PROB BEFORE	WIN PROB AFTER	CHANGE	GAME CHANGING PLAY	FINAL
------	----------	-------	--------	--------------------	-------------------	--------	--------------------	-------

Win probability calculations courtesy D1Softball.com and 6-4-3 Charts.





HIGHS & LOWS

TEAM BATTING

Most Runs - Sun Devils
 Most Runs - Opp
 Most Runs - Both Teams
 Most Runs - Inning - Sun Devils
 Most Runs - Inning - Opp
 Most Hits - Sun Devils
 Most Hits - Opp
 Most Hits - Both Teams
 Fewest Hits - Sun Devils
 Most Extra-Base Hits - Sun Devils
 Most Extra-Base Hits - Opp
 Most Singles - Sun Devils
 Most Doubles - Sun Devils
 Most Triples - Sun Devils
 Most Home Runs - Sun Devils
 Most Home Runs - Opp
 Most Stolen Bases - Sun Devils
 Most Stolen Bases - Opp
 Most Left on Base - Sun Devils
 Most Left on Base - Opp

TEAM PITCHING & DEFENSE

Most Strikeouts - Sun Devils
 Most Strikeouts - Opp
 Fewest Strikeouts - Sun Devils
 Fewest Strikeouts - Opp
 Most Walks - Sun Devils
 Most Walks - Opp
 Fewest Walks - Sun Devils
 Fewest Walks - Opp
 Fewest Hits Allowed - Sun Devils
 Most Errors - Sun Devils
 Most Errors - Opp
 Most Double Plays - Sun Devils
 Most Double Plays - Opp

TEAM MISCELLANEOUS

Longest Winning Streak
 Longest Losing Streak
 Longest Game - Innings
 Longest Game - Time (Overall)
 Longest Game - Time (7-inn game)
 Shortest Game - Time (Overall)
 Shortest Game - Time (7-inn game)
 Largest Crowd (Home)
 Largest Crowd (Road)
 Consecutive Games - Home Run
 Consecutive Games - XBH
 Consecutive Games - Stolen Base
 Consecutive Errorless Games

INDIVIDUAL BATTING

Most Runs
 Most Hits
 Most Consecutive Hits
 Most RBIs
 Most Doubles
 Most Triples
 Most Home Runs
 Most Extra-Base Hits
 Most Total Bases
 Most Walks
 Most Stolen Bases

INDIVIDUAL BATTING STREAKS

Longest Hitting Streak
 Most Cons. Games w/HR
 Most Cons. Games w/RBI
 Most Cons. Games w/SB

INDIVIDUAL FIELDING

Most Putouts
 Most Assists
 Most Runners CS

INDIVIDUAL PITCHING

Most Strikeouts - Starter
 Most Strikeouts - Reliever
 Most IP - Starter
 Most IP - Reliever
 Fewest Hits - CG
 Most Hits Allowed
 Most Walks



THE LAST TIME

BATTING

AN ASU TEAM

Had 10+ hits	10 at Oregon State (5/6/23)
Had 15+ hits	15 vs. San Diego State (5/21/22)
Scored 5+ runs	6 at Oregon State (5/6/23)
Scored 10+ runs	10 at Utah (4/8/23)
Scored 15+ runs	15 vs. Michigan State (3/4/23)
Scored 20+ runs	21 vs. Grand Canyon (4/6/21)
Hit 4+ doubles	4 vs. DePaul (2/18/23)
Hit a triple	at Oregon State (5/6/23)
Hit 2+ triples	2 vs. CSUN (2/9/23)
Hit 2+ home runs	3 at Oregon State (5/5/23)
Hit 3+ home runs	3 at Oregon State (5/5/23)
Hit 4+ home runs	4 vs. Boise State (3/4/23)
Hit 5+ home runs	6 vs. UTEP (3/6/21)
Hit 6+ home runs	6 vs. UTEP (3/6/21)
Stole 4+ bases	9 at Utah (4/8/23)
10+ Runners LOB	10 vs. Stanford (4/30/23)

A SUN DEVIL PLAYER

Had 3+ hits	Makenna Harper [3] at Oregon State (5/7/23)
Had 4+ hits	Jazmine Hill [4] vs. Northwestern (5/28/22)
Scored 3+ runs	Yanni Acuña [3] at Utah (4/8/23)
Scored 4+ runs	Jazmine Hill [4] vs. Illinois State (2/19/22)
Had 3+ RBIs	Jazmine Hill [4] at Arizona (5/10/23)
Had 4+ RBIs	Jazmine Hill [4] at Arizona (5/10/23)
Had 5+ RBIs	Jazmine Hill [7] vs. Michigan State (3/4/23)
Had 6+ RBIs	Jazmine Hill [7] vs. Michigan State (3/4/23)
Had 7+ RBIs	Jazmine Hill [7] vs. Michigan State (3/4/23)
Hit 2+ doubles	Alexa Milius [2] vs. Houston (3/5/23)
Hit a triple	Makenna Harper at Oregon State (5/6/23)
Hit 2+ triples	Makenna Harper [2] vs. CSUN (2/9/23)
Hit 2+ home runs	Jazmyn Rollin [2] at Oregon State (5/5/23)
Hit walk-off home run	Emily Cazares vs. UCLA (5/8/22)
Hit a grand slam	Jazmine Hill at Arizona (5/10/23)
Led off 1st inn. with HR	Yanni Acuña at California (3/24/23)
Stole 3+ bases	Yanni Acuña [5] at Utah (4/8/23)
Stole 4+ bases	Yanni Acuña [5] at Utah (4/8/23)
Stole 5+ bases	Yanni Acuña [5] at Utah (4/8/23)
Drew 3+ walks	Cydney Sanders [3] vs. Northwestern (5/29/22)
Drew 4+ walks	Cheyenne Coyle [4] vs. Arizona (3/30/14)

AN OPPOSING TEAM

Had 10+ hits	12 at Oregon State (5/6/23)
Had 15+ hits	16 vs. UCLA (5/7/22)
Scored 5+ runs	13 at Arizona (5/10/23)
Scored 10+ runs	13 at Arizona (5/10/23)
Scored 15+ runs	15 vs. Arizona (4/17/21)
Hit 4+ doubles	5 vs. Oregon (4/15/23)
Hit a triple	at UCLA (4/22/23)
Hit 2+ triples	2 vs. Washington (3/31/23)
Hit 2+ home runs	2 vs. Stanford (4/29/23)
Stole 4+ bases	4 vs. Washington (4/2/23)
10+ Runners LOB	10 vs. Washington (4/2/23)

AN OPPOSING PLAYER

Had 3+ hits	Carlie Scupin [3] at Arizona (5/10/23)
Had 4+ hits	Megan Grant [4] at UCLA (4/21/23)
Scored 3+ runs	Emily Schultz [3] vs. Stanford (4/30/23)
Had 3+ RBIs	Carlie Scupin [5] at Arizona (5/10/23)
Hit 2+ doubles	Carlie Scupin [2] at Arizona (5/10/23)
Hit a triple	Maya Brady at UCLA (4/22/23)
Hit 2+ home runs	Halle Morris [2] vs. Utah (4/14/22)

PITCHING

AN ASU TEAM

Threw a no-hitter	vs. Arizona [5 inn.] (3/27/22)
Threw a perfect game	vs. Arizona [5 inn.] (3/27/22)
Threw a shutout	at Oregon State [6 inn.] (5/5/23)
Recorded 10+ strikeouts	12 vs. Northwestern (5/28/22)
Recorded 15+ strikeouts	15 vs. Cal State Fullerton (2/23/20)

A SUN DEVIL PLAYER

Threw a no-hitter	Marissa Schuld vs. Arizona [5 inn.] (3/27/22)
Threw a perfect game	Marissa Schuld vs. Arizona [5 inn.] (3/27/22)
Threw a shutout	Kylee Magee at Oregon State [6 inn.] (5/5/23)
Recorded 10+ strikeouts	Marissa Schuld [10] vs. Marist (3/15/22)
Recorded 15+ strikeouts	Giselle Juarez [15] at Oregon State (4/8/18)
Gave up 10+ hits	Mac Osborne [11] vs. Notre Dame (2/10/23)
Walked 5+ batters	Kylee Magee [6] at Arizona (5/10/23)

AN OPPOSING TEAM

Threw a no-hitter	vs. UCF (3/17/23)
Threw a shutout	vs. Oregon (4/16/23)
Recorded 10+ strikeouts	12 vs. Stanford (4/29/23)
Recorded 15+ strikeouts	15 at Oklahoma State (3/17/23)

AN OPPOSING PLAYER

Threw a no-hitter	Grace Jewell vs. UCF (3/17/23)
Threw a shutout	Annabel Teperson at California (3/25/23)
Recorded 10+ strikeouts	NiJaree Canady [11] vs. Stanford (4/29/23)
Recorded 15+ strikeouts	Kelly Maxwell [15] at Oklahoma State (3/17/23)
Gave up 10+ hits	Danielle Williams [11] vs. Northwestern (5/27/22)
Walked 5+ batters	Ruby Meylan [5] vs. Washington (4/2/23)

FIELDING

AN ASU TEAM

Did not commit an error	at Oregon State (5/5/23)
Committed 2+ errors	3 at Arizona (5/10/23)
Turned a double play	at Oregon State (5/5/23)
Turned a triple play	

A SUN DEVIL PLAYER

Recorded 10+ putouts	Jordyn VanHook [10] at Utah (4/8/23)
Recorded 15+ putouts	Cydney Sanders [19] vs. Northwestern (5/27/22)
Recorded 5+ assists	Jazmyn Rollin [5] at UCLA (4/23/23)
Committed 2+ errors	Kayla Lissy [3] vs. UCF (3/18/23)

AN OPPOSING TEAM

Did not commit an error	at Arizona (5/10/23)
Committed 2+ errors	2 at Oregon State (5/6/23)
Turned a double play	at UCLA (4/22/23)
Turned a triple play	

AN OPPOSING PLAYER

Recorded 10+ putouts	Aly Kaneshiro [12] vs. Stanford (4/29/23)
Recorded 15+ putouts	Tuck [15] at Oklahoma State (3/17/23)
Recorded 5+ assists	Aliya Belarde [6] at Utah (4/8/23)
Committed 2+ errors	Aliya Belarde [2] at Utah (4/8/23)

MISCELLANEOUS

AN ASU TEAM

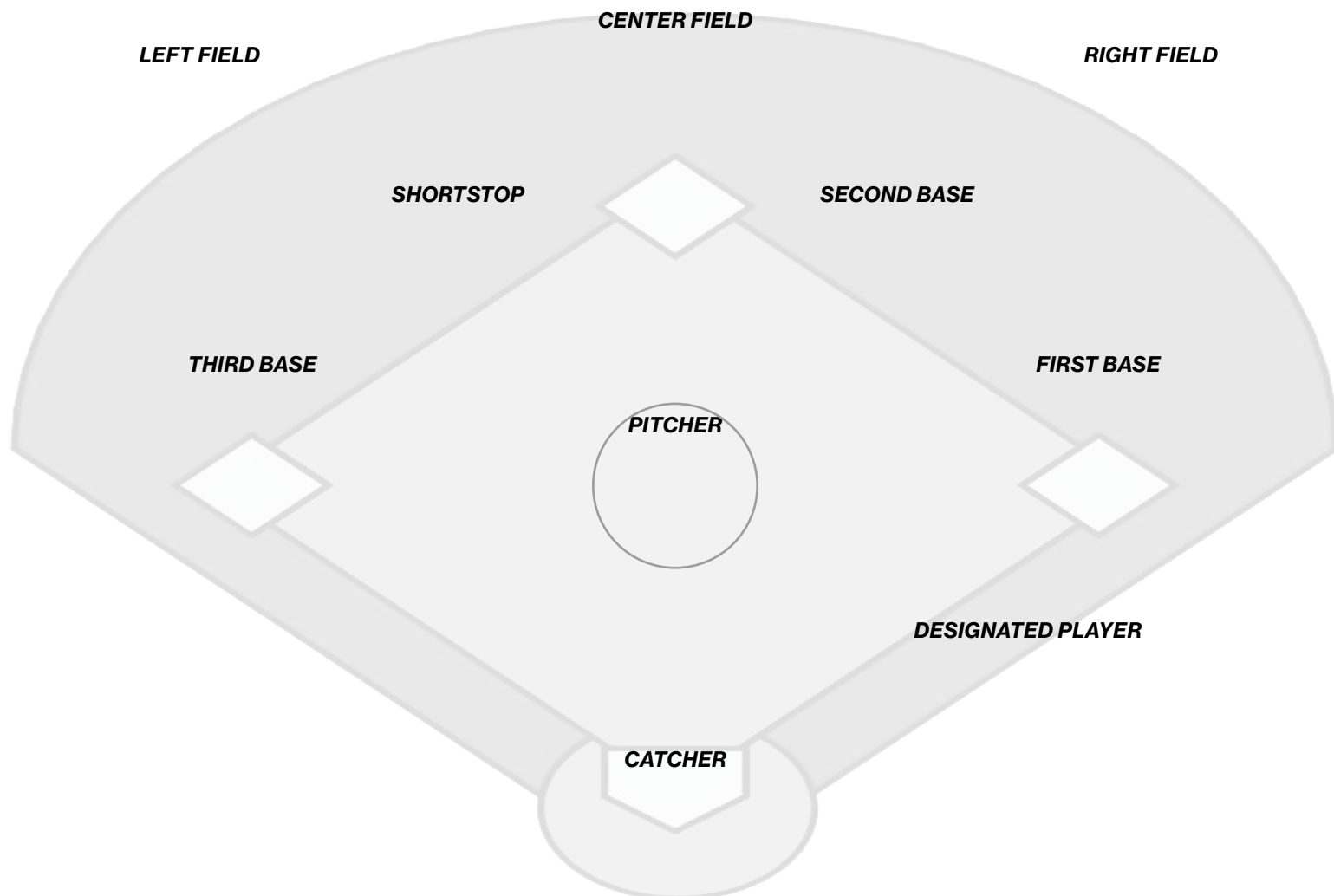
Won in extra-innings	4-2 [8] at California (3/26/23)
Won by run-rule	8-0 [6] at Oregon State (5/5/23)
6+ runs in an inning	6 vs. Illinois State (2/18/23)
10+ runs in an inning	10 vs. UTEP (3/6/21)





STARTERS SUMMARY

PLAYER	2024 BY LINEUP POSITION									CAREER BY SEASON						
	1ST	2ND	3RD	4TH	5TH	6TH	7TH	8TH	9TH	2020	2021	2022	2023	2024	CAREER	STREAK
Alesia Denby										25	49	55	54	0	183	183
Makenzie Macfarlane										24	40	35	44	0	143	75
Kayla Lissy											47	35	37	0	119	34
Sara Kinch											42	51	23	0	116	
Kelsey Hall										23	3	38	35	0	99	29
Audrey LeClair										0	0	43	47	0	90	38
Jordyn VanHook										1	9	1	47	0	58	11
Tanya Windle													53	0	53	53
Shannon Cunningham													11	0	11	
Marissa Schuld													11	0	11	
Yaya Acuña													0	0	0	
Ayden Allen													0	0	0	
Jada Lewis														0	0	
Maddie Pomykalski													0	0	0	
Samantha Swan														0	0	
Libby Walsh														0	0	





QUICK FACTS

UNIVERSITY

Location	Tempe, Ariz. 85287-2505
Founded	1885
Enrollment	140,759
Nickname	Sun Devils
Colors	Maroon & Gold
Affiliation	NCAA
Division I Conference	Pac-12
President	Dr. Michael Crow
Interim Athletics Director	Jim Rund
Faculty Representative	Dr. Jeffrey Wilson
Athletic Dept. Phone	480-965-4382

COACHING STAFF

Head Coach	Megan Bartlett
Alma Mater	Notre Dame, 2005
ASU Record	22-26 (Second Season)
Career Record	163-134 (Seventh Season)
Assistant Coach	Jimmy Kolaitis
Assistant Coach	Jeremy Manley
Assistant Coach	Hailey Decker
Softball Operations	Giorgie Loomis
Graduate Assistant	Mary Iakopo
Graduate Assistant	Yannira Acuña
Strength & Conditioning Coach	Peter Alosi
Athletic Trainer	Tanner Spoden
Student Manager	Nick Sanchez

TEAM INFORMATION

2023 Record	22-26
Pac-12 Record / Finish	6-18 / t-8th
Letterwinners Returning / Lost	10 / 12
Position Starters Returning / Lost	2 / 7
Pitchers Returning / Lost	5 / 0
Newcomers	11

PROGRAM HISTORY

Program Seasons / NCAA	56th / 43rd
Overall Record	1859-923-2 (.668)
NCAA Record	1599-844-2 (.654)
Conference Record	505-477-2 (.514)
Pac-12 Record	385-418-1 (.479)
Conference Championships	6
	1977, 1978, 1980, 2008, 2011, 2022
NCAA/AIAW Tournament Appearances	43
NCAA WCWS Appearances	12
National Championships	4
	1972, 1973, 2008, 2011
All-America Selections	44
All-Conference Selections	58



ALBERTA B. FARRINGTON SOFTBALL STADIUM

Arizona State University unveiled the Alberta B. Farrington Softball Stadium in 2000 as the home of the Sun Devil softball team.

Farrington Stadium features chair-back bleachers and individual seats with a capacity for 1,535 fans. In addition, a grass berm is located just beyond the first baseline.

The stadium has several amenities, making it one of the premier softball stadiums in the Pac-12. Sunken dugouts are lighted for night games and have recessed, individual bat slots and locker room access. In addition, there are coaches' offices, a training room, a built-in concession stand, a team shop, restrooms, and locker rooms for the home team, visiting team, and officials.

Upgrades were started this offseason to provide the team with modern amenities and updates to the locker room, team room, training room, and coaches' offices. It also added a new spectator viewing deck along the third baseline and the project will be completed later this spring.

STADIUM FACTS

Opened (Capacity)	2000 (1,535)
Dimensions	L-202 C-210 R-202
All-Time Stadium Record	655-182 (.783)
All-Time Attendance (Average)	772,662 (969)

2023 LARGEST CROWDS

1.	2,134	Arizona	March 11
2.	2,105	Arizona	March 12
3.	2,062	Washington	April 2
4.	2,045	Arizona	March 10
5.	1,901	Washington	April 1
6.	1,816	Oregon	April 14
7.	1,785	Oregon	April 15
8.	1,764	Stanford	April 29
9.	1,700	Oregon	April 15
10.	1,652	Washington	March 31

2023 RANKINGS










		P12	NCAA
Total Att.	36,175	2nd	12th
Average Att.	1,391	4th	17th
% to Capacity	90.64	2nd	16th

TOP 15 LARGEST CROWDS (Since 2010)

1.	2,264	Arizona	Mar. 30, 2014
2.	2,259	Arizona	Mar. 18, 2016
3.	2,243	Arizona	Mar. 28, 2014
4.	2,239	Arizona	Mar. 29, 2014
5.	2,226	Southern Miss	Apr. 26, 2014
6.	2,212	Arizona	Mar. 18, 2016
7.	2,203	Arizona	Mar. 23, 2012
8.	2,199	Arizona	Mar. 24, 2012
9.	2,188	UCLA	May 10, 2014
10.	2,176	Stanford	Mar. 22, 2014
11.	2,161	Oregon	May 11, 2013
12.	2,142	Oregon State	Mar. 19, 2013
13.	2,121	Arizona	Apr. 22, 2018
14.	2,106	UCLA	Apr. 16, 2011
15.	2,105	UCLA	Apr. 6, 2012



PAC-12 STANDINGS

FINAL 2023 STANDINGS	CONFERENCE				OVERALL					
	W	L	T	PCT	W	L	T	PCT	L10	STREAK
 UCLA	21	3	0	.875	52	7	0	.881	7-3	Lost 3
 Washington	16	8	0	.667	44	15	0	.746	6-4	Lost 2
 Utah	15	9	0	.625	42	16	0	.724	7-3	Lost 2
 Stanford	14	10	0	.583	47	15	0	.758	7-3	Lost 1
 Oregon	14	10	0	.583	38	17	0	.691	4-6	Lost 2
 California	9	14	1	.396	35	21	1	.623	4-6	Lost 1
 Oregon State	6	17	1	.271	15	29	1	.344	4-6	Lost 1
 Arizona	6	18	0	.250	29	25	0	.537	4-6	Lost 1
 Arizona State	6	18	0	.250	22	26	0	.458	1-9	Lost 3



STATISTICAL RANKINGS

TEAM RANKINGS

Final 2023	NCAA	Pac-12	Stat
Batting Average	156	8	.263
Double Plays per Game	75	4	0.35
Doubles	203	8	51
Doubles per Game	190	8	1.06
Earned Run Average	184	7	3.87
Fielding Percentage	199	9	.958
Hit Batters	249	9	38
Home Runs per game	19	2	1.23
On Base Percentage	108	7	.356
Scoring	121	7	4.40
Shutouts	148	8	6
Slugging Percentage	40	7	.465
Stolen Bases per Game	170	5	0.88
Strikeout-to-Walk Ratio	169	8	1.54
Total Stolen Bases	181	7	42
Triple Plays			
Triples per Game	160	6	0.15
WL Percentage	179	8	.458
Walks	114	5	148

INDIVIDUAL RANKINGS

Final 2023	Player	NCAA	Pac-12	Stat
Batting Average	Yanni Acuña	44	2	.400
Hit Batters	Kylee Magee	111	2	5
Hit by Pitch / Game	Yanni Acuña	33	2	0.25
Home Runs	Jordyn VanHook	7	1	19
	Yanni Acuña	165	13	10
	Jazmyn Rollin	165	13	10
Home Runs / Game	Jordyn VanHook	3	1	0.40
	Jazmyn Rollin	121	8	0.22
On Base Percentage	Yanni Acuña	15	1	.523
Runs per Game	Yanni Acuña	55	4	0.90
Sacrifice Bunts / Game	Savannah Price	106	1	0.15
Saves	Marissa Schuld	21	3	5
Shutouts	Mackenzie Osborne	133	9	3
Slugging Percentage	Jordyn VanHook	22	2	.767
	Yanni Acuña	44	3	.719
Strikeout-to-Walk Ratio	Marissa Schuld	125	10	3.08
Strikeouts Per 7 IP	Makenzie Brown	93	7	7.2
Total Bases	Jordyn VanHook	125	10	102
Triples Per Game	Makenna Harper	143	2	0.07
Walks Allowed Per 7 IP	Marissa Schuld	106	5	1.63

HONORS

KELSEY HALL

- D1 Softball Preseason Top 100 (#60)
- D1 Softball Preseason Ranking (#14 OF)
- Softball America Preseason Ranking (#22 OF)
- Softball America Preseason Top 100 (#88)

JORDYN VANHOOK

- D1 Softball Preseason Ranking (#11 1B)

LIBBY WALSH

- Softball America Freshman 50 Watchlist

TANYA WINDLE

- D1 Softball Preseason Ranking (#31 OF)





SUN DEVILS IN THE POLLS

USA TODAY / NFCA (Jan. 30)

Rank	Team	Points	Record	Last
1.	Oklahoma (32)	800	0-0	1
2.	Tennessee	731	0-0	3
3t.	Florida State	729	0-0	2
3t.	Stanford	729	0-0	4
5.	Clemson	579	0-0	9
6.	Georgia	562	0-0	14
7.	Washington	550	0-0	5
8.	Texas	536	0-0	11
9.	Oklahoma State	522	0-0	6
10.	UCLA	515	0-0	13
11.	Duke	470	0-0	10
12.	Alabama	423	0-0	7
13.	Utah	383	0-0	8
14.	LSU	368	0-0	16
15.	Oregon	360	0-0	15
16.	Arkansas	334	0-0	16
17.	Florida	252	0-0	21
18.	Nebraska	245	0-0	RV
19.	Auburn	207	0-0	20
20.	Northwestern	203	0-0	12
21.	Louisiana	189	0-0	18
22.	Baylor	173	0-0	22
23.	South Carolina	129	0-0	25
24.	San Diego State	97	0-0	19
25.	Kentucky	79	0-0	24

ESPN / USA SOFTBALL (Jan. 23)

Rank	Team	Record	Points	Last
1.	Oklahoma (25)	61-1	625	1
2.	Tennessee	51-10	557	4
3.	Stanford	47-15	546	3
4.	Florida State	58-11	530	2
5.	Texas	45-15-1	496	11
6.	Georgia	42-15	470	12
7.	Clemson	49-12	468	9
8.	UCLA	52-7	405	15
9.	Duke	48-12	401	10
10.	Washington	44-15	393	5
11.	Oklahoma State	47-16	346	6
12.	Arkansas	40-19	306	17
13.	Oregon	38-17	299	14
14.	Alabama	45-22	280	7
15.	LSU	42-17	267	20
16.	Utah	42-16	265	8
17.	Nebraska	36-22	252	RV
18.	Florida	38-22	191	21
19.	Baylor	40-18	170	22
20.	Auburn	43-19	160	19
21.	Louisiana	50-16	133	16
22.	South Carolina	40-22	129	23
23.	Virginia Tech	39-20	106	24
24.	Texas A&M	35-21	91	RV
25.	Northwestern	42-13	84	13

D1SOFTBALL (Jan. 16)

Rank	Team	Record	'23 RPI
1.	Oklahoma	61-1	1
2.	Stanford	47-15	3
3.	Tennessee	51-10	6
4.	Florida State	58-11	4
5.	Texas	45-15-1	8
6.	Georgia	42-15	16
7.	Clemson	49-12	14
8.	Duke	48-12	10
9.	UCLA	52-7	2
10.	Washington	44-15	12
11.	Alabama	45-22	13
12.	Oklahoma State	47-16	5
13.	Nebraska	36-22	36
T14.	Oregon	38-17	17
T14.	Utah	42-16	15
16.	Baylor	40-18	22
17.	LSU	42-17	11
18.	Arkansas	40-19	18
19.	Auburn	43-19	19
20.	Florida	38-22	24
21.	Louisiana	50-16	9
22.	South Carolina	40-22	30
23.	San Diego State	39-17	27
24.	Northwestern	42-13	7
25.	Texas A&M	35-21	26

SOFTBALL AMERICA (Jan. 11)

Rank	Team	Record	Last
1.	Oklahoma		1
2.	Tennessee		4
3.	Florida State		3
4.	Stanford		8
5.	Clemson		11
6.	Georgia		5
7.	Texas		6
8.	Arkansas		12
9.	Duke		10
10.	UCLA		2
11.	Baylor		18
12.	LSU		17
13.	Utah		19
14.	Oklahoma State		7
15.	Nebraska		
16.	Oregon		13
17.	South Carolina		
18.	Virginia Tech		25
19.	Texas A&M		22
20.	Auburn		14
21.	Alabama		15
22.	Washington		9
23.	Louisiana		
24.	Florida		21
25.	San Diego State		

ASU WEEK-BY-WEEK

POLL	DATE	W-L	NFCA	ESPN	D1	SA	NCAA RPI	D1 RPI	MASSEY
Pre	Jan. 30	0-0	--	rv	--	--	--	--	--
1									
2									
3									
4									
5									
6									
7									
8									
9									
10									
11									
12									
13									
14									
Final									





COACHING STAFF



MEGAN BARTLETT

THE BARTLETT FILE

Hometown	Terre Haute, Ind.
Education	University of Notre Dame, 2005
	MBA: Loyola University Chicago, 2007
	JD: Northern Illinois, 2012
Twitter	@coachcbartlett

COACHING CAREER

Loyola University Chicago, GA	2005-07
Northern Illinois, Assistant Coach	2007-12
DePaul, Volunteer Assistant	2013-14
Purdue, Assistant Coach	2014-15
Ball State, Head Coach	2016-20
Texas, Assistant Coach	2021-22
Arizona State, Head Coach	2023-

Megan Bartlett took over as head coach of the Arizona State softball program in the summer of 2022, becoming the eighth head coach in the program's history.

Bartlett guided the Sun Devils through a roster overhaul to finish 2023 with a 22-26 overall record. That included a series win over Women's College World Series participant Washington and an eight-game winning streak early in the season.

With Bartlett at the helm, ASU saw Yanni Acuña be named NFCA All-American, NFCA All-Region, All-Pac-12 Conference, CSC Academic All-American and CSC Academic All-District. Jordan VanHook was also named All-Region, and Kylee Magee was named to the Pac-2 All-Freshman Team.

Prior to taking the Sun Devils, Bartlett spent two seasons as an assistant coach at the University of Texas. That followed five seasons in Indiana as a head coach building the Ball State softball program.

As the head coach at Ball State for five seasons (2016-20), Bartlett led the program to a 141-108 overall record (.567) while registering three consecutive 30-win seasons from 2017-19. Over that stretch, she helped guide the Cardinals to the 2018 Mid-American Conference (MAC) West Division title with that season's 37 victories marking the fourth-most wins in a single season in program history.

Bartlett began her coaching career as a graduate assistant coach at Loyola University Chicago (2005-07), where she was part of the 2007 Horizon League Coaching Staff of the Year while helping her squad to the league's regular season title.

From there, she moved on to become an assistant coach at Northern Illinois (2007-12), working with infielders and outfielders while also serving as the recruiting coordinator, offensive coordinator and camp coordinator. During her stay at NIU, she guided Huskies hitters to multiple single-season records and helped tutor the squad to top 40

national rankings in 2011 in doubles (2nd - 1.81), batting average (24th - .312), scoring (33rd - 5.49) and slugging percentage (39th - .461).

After spending a single campaign at DePaul as a volunteer assistant coach for the 2014 Big East regular season and tournament champions (44-11), Bartlett moved on to become an assistant coach at Purdue (2014-15). During the 2015 season with the Boilermakers, she served as the team's defensive coordinator, helping the squad improve its team fielding percentage from 10th (.956) all the way to third in the Big 10 (.970).

She was a four-year letter winner at Notre Dame (2002-05) under her maiden name Megan Ciolli, helping power the Irish to four NCAA Regional appearances, four Big East regular season championships and two Big East Tournament titles. A two-time NFCA All-American (2004, 2005), she captained the 2005 squad to a 46-15 mark while helping secure the program's first-ever NCAA Regional home contests.

The 2004 Big East Player of the Year, Bartlett completed her playing career at Notre Dame as the program's leader in hits (284) and stolen bases (76) while finishing in the top five in batting average (second - .368) and runs scored (second - 161). She also finished ranked in the UND career top 10 in doubles (ninth - 37), triples (seventh - 9), HRs (ninth - 13) and RBIs (10th - 101).

Bartlett graduated from the University of Notre Dame with a bachelor's degree of business administration in managerial consulting in 2005. She completed her master's of business administration in healthcare administration at Loyola University Chicago in 2007 and went on to earn a juris doctor from Northern Illinois in 2012.

A licensed attorney in the state of Illinois, she is married to Mike Bartlett, a former professional hockey player, and they have two daughters, Vivian and Maren.

ASSISTANT COACHES



JIMMY KOLAITIS
Assistant Coach
Fourth Season



JEREMY MANLEY
Assistant Coach
(Pitching Changes)
Second Season



HAILEY DECKER
Assistant Coach
(1st Base Coach)
First Season

BARTLETT'S COACHING RECORD

Year	School	OVERALL				CONFERENCE			
		W	L	T	%	W	L	T	%
2016	Ball State	22	32	0	.407	8	16	0	.333
2017	Ball State	30	28	0	.517	14	10	0	.583
2018	Ball State	37	19	0	.661	16	7	0	.696
2019	Ball State	34	20	0	.630	9	8	0	.529
2020	Ball State	18	9	0	.667				
2023	Arizona State	22	26	0	.458	6	18	0	.250
2024	Arizona State				.000				.000
7 Season Career		163	134	0	.549	53	59	0	.473
2 Seasons @ Arizona State		22	26	0	.458	6	18	0	.250
5 Seasons @ Ball State		141	108	0	.566	47	41	0	.534


SUPPORT STAFF



GEORGIE LOOMIS
Softball Operations



MARY IAKOPO
Graduate Assistant



YANNI ACUÑA
Graduate Assistant



NICK SANCHEZ
Student Manager



TANNER SPODEN
Athletic Trainer



PETER ALOSI
Strength & Conditioning



2023 SEASON STATISTICS

ALL GAMES Minimum 2.5 Plate Appearances per game | Players must play in 75% of their team's games

SEASON	AVG	OBP	SLG	OPS	GP	GS	AB	R	H	2B	3B	HR	RBI	BB	HBP	SO	SF	SH	SB	ATT
Acuna, Yannira	.400	.523	.719	1.242	48	48	135	43	54	11	1	10	26	25	12	22	2	0	11	14
Milius, Alexa	.336	.385	.435	.820	46	43	131	15	44	10	0	1	16	11	0	26	1	4	2	2
Rollin, Jazmyn	.306	.372	.560	.931	45	44	134	23	41	4	0	10	27	10	4	23	0	0	4	6
VanHook, Jordyn	.293	.379	.767	1.146	48	47	133	29	39	6	0	19	35	18	1	41	1	1	0	0
Harper, Makenna	.275	.360	.417	.776	45	45	120	23	33	2	3	3	22	15	2	22	2	1	2	2
Hill, Jazmine	.220	.344	.477	.821	46	38	109	22	24	5	1	7	23	18	3	24	1	0	1	1
Acuna,Yannixa	.556	.600	.556	1.156	25	0	9	7	5	0	0	0	0	1	0	2	0	0	4	4
Brown, Kenzie	.333	.333	.667	1.000	1	0	3	1	1	1	0	0	0	0	0	1	0	0	0	0
Cunningham, Shannon	.234	.333	.383	.716	32	11	47	6	11	4	0	1	8	5	2	15	0	0	1	1
Schuld, Marissa	.188	.257	.219	.476	18	10	32	6	6	1	0	0	5	2	1	4	0	0	0	0
Lissy, Kayla	.181	.244	.217	.461	38	37	83	5	15	0	0	1	1	6	1	28	0	2	3	4
Boccagno, Gianna	.180	.379	.320	.699	29	26	50	3	9	1	0	2	6	12	4	19	0	2	0	1
Price, Savannah	.156	.253	.247	.500	46	40	77	11	12	2	1	1	6	10	0	31	0	7	6	6
Kinch, Sara	.143	.208	.222	.431	28	23	63	2	9	2	0	1	8	5	1	14	3	0	0	0
McCarthy, Kalyn	.133	.350	.133	.483	23	4	15	8	2	0	0	0	1	4	1	3	0	0	6	8
Nicholson, Taylor	.100	.167	.100	.267	13	0	10	0	1	0	0	0	1	1	0	6	1	0	0	0
Nicholson, Mackenzie	.000	.000	.000	.000	7	0	0	0	0	0	0	0	0	0	0	0	0	0	2	2
SUN DEVILS	.264	.357	.465	.822	48	48	1201	211	317	51	7	59	192	148	32	289	11	18	42	51
OPPONENTS	.266	.367	.374	.740	48	48	1225	215	326	41	5	27	185	162	38	250	10	14	39	50

ALL GAMES Minimum 1 IP / Team Game

PITCHER	ERA	WHIP	BAA	W	L	APP	GS	CG	SHO	SV	IP	H	R	ER	BB	SO	2B	3B	HR	WP	HBP
Magee, Kylee	3.64	1.79	.278	4	6	21	20	3	2	0	75.0	82	54	39	52	59	12	1	4	11	5
Osborne, Mac	3.82	1.59	.270	4	11	23	19	4	3	0	84.1	93	60	46	41	61	10	1	6	19	15
Schuld, Marissa	3.93	1.30	.267	2	6	25	5	1	0	5	51.2	55	32	29	12	37	11	2	8	0	3
Brown, Kenzie	4.35	1.59	.245	10	2	31	4	1	1	0	74.0	71	57	46	47	76	4	1	9	10	15
Jones, Deborah	3.13	1.57	.281	2	1	15	0	0	0	0	22.1	25	12	10	10	17	4	0	0	2	0
SUN DEVILS	3.87	1.59	.266	22	26	48	48	9	6	5	307.1	326	215	170	162	250	41	5	27	42	38
OPPONENTS	4.45	1.53	.264	26	22	48	48	13	6	6	303.2	317	211	193	148	289	51	7	59	27	32

PITCHER	W%	K/7	BB/7	K/BB	H/7	2B/7	3B/7	HR/7
Magee, Kylee	.400	5.51	4.85	1.13	7.65	1.12	0.09	0.37
Osborne, Mac	.267	5.06	3.40	1.49	7.72	0.83	0.08	0.50
Schuld, Marissa	.250	5.01	1.63	3.08	7.45	1.49	0.27	1.08
Brown, Kenzie	.833	7.19	4.45	1.62	6.72	0.38	0.09	0.85
Jones, Deborah	.667	5.33	3.13	1.70	7.84	1.25	0.00	0.00
SUN DEVILS	.458	5.69	3.69	1.54	7.43	0.93	0.11	0.61
OPPONENTS	.542	6.66	3.41	1.95	7.31	1.18	0.16	1.36



2023 SEASON STATISTICS

PAC-12 GAMES Minimum 2.5 Plate Appearances per game | Players must play in 75% of their team's games

SEASON	AVG	OBP	SLG	OPS	GP	GS	AB	R	H	2B	3B	HR	RBI	BB	HBP	SO	SF	SH	SB	ATT
Acuna, Yannira	.328	.523	.492	1.015	24	24	61	19	20	4	0	2	7	16	9	13	0	0	7	8
Harper, Makenna	.273	.315	.333	.648	23	23	66	5	18	2	1	0	7	3	2	14	2	1	1	1
Milius, Alexa	.261	.320	.348	.668	24	23	69	3	18	3	0	1	8	6	0	13	0	3	1	1
Rollin, Jazmyn	.254	.346	.493	.839	24	24	71	11	18	2	0	5	12	6	4	15	0	0	2	2
Lissy, Kayla	.203	.254	.254	.508	24	24	59	5	12	0	0	1	1	3	1	15	0	2	3	3
VanHook, Jordyn	.177	.297	.435	.733	24	23	62	6	11	1	0	5	9	11	0	22	1	1	0	0
Acuna,Yannixa	.200	.333	.200	.533	11	0	5	1	1	0	0	0	0	1	0	2	0	0	0	0
Cunningham, Shannon	.182	.250	.409	.659	17	5	22	1	4	2	0	1	3	2	0	8	0	0	1	1
Hill, Jazmine	.176	.271	.373	.644	22	17	51	5	9	2	1	2	6	5	2	16	1	0	1	1
Price, Savannah	.159	.213	.295	.508	23	21	44	6	7	1	1	1	4	3	0	23	0	2	2	2
Boccagno, Gianna	.136	.406	.182	.588	15	12	22	0	3	1	0	0	1	8	2	8	0	0	0	1
McCarthy, Kalyn	.133	.350	.133	.483	17	4	15	6	2	0	0	0	1	4	1	3	0	0	4	5
Kinch, Sara	.081	.128	.189	.317	15	12	37	1	3	1	0	1	1	2	0	9	0	0	0	0
Schuld, Marissa	.071	.133	.071	.205	8	4	14	1	1	0	0	0	0	1	0	2	0	0	0	0
Nicholson, Taylor	.000	.000	.000	.000	3	0	3	0	0	0	0	0	0	0	0	1	0	0	0	0
Nicholson, Mackenzie	.000	.000	.000	.000	6	0	0	0	0	0	0	0	0	0	0	0	0	0	2	2
SUN DEVILS	.209	.313	.344	.657	24	24	607	70	127	19	3	19	60	72	21	165	4	9	24	27
OPPONENTS	.300	.398	.425	.823	24	24	651	127	195	24	5	16	109	92	19	107	7	9	25	31

PAC-12 GAMES Minimum 1 IP / Team Game

PITCHER	ERA	WHIP	BAA	W	L	APP	GS	CG	SHO	SV	IP	H	R	ER	BB	SO	2B	3B	HR	WP	HBP
Magee, Kylee	2.82	1.69	.275	3	4	10	9	2	1	0	39.2	42	22	16	25	27	4	1	2	1	3
Brown, Kenzie	5.55	1.95	.282	3	0	16	0	0	0	0	35.1	40	31	28	29	32	2	1	4	9	10
Osborne, Mac	5.59	2.06	.313	0	8	14	11	0	0	0	41.1	57	39	33	28	21	6	1	4	9	6
Schuld, Marissa	5.89	1.76	.344	0	5	13	4	1	0	2	27.1	42	26	23	6	18	9	2	6	0	0
Jones, Deborah	4.31	1.38	.269	0	1	9	0	0	0	0	13.0	14	9	8	4	9	3	0	0	2	0
SUN DEVILS	4.83	1.83	.300	6	18	24	24	3	1	2	156.2	195	127	108	92	107	24	5	16	21	19
OPPONENTS	2.64	1.23	.209	18	6	24	24	7	4	5	162	127	70	61	72	165	19	3	19	12	21

PITCHER	W%	K/7	BB/7	K/BB	H/7	2B/7	3B/7	HR/7
Magee, Kylee	.429	4.76	4.41	1.08	7.41	0.71	0.18	0.35
Brown, Kenzie	1.000	6.34	5.75	1.10	7.92	0.40	0.20	0.79
Osborne, Mac	.000	3.56	4.74	0.75	9.65	1.02	0.17	0.68
Schuld, Marissa	.000	4.61	1.54	3.00	10.76	2.30	0.51	1.54
Jones, Deborah	.000	4.85	2.15	2.25	7.54	1.62	0.00	0.00
SUN DEVILS	.250	4.78	4.11	1.16	8.71	1.07	0.22	0.71
OPPONENTS	.750	7.13	3.11	2.29	5.49	0.82	0.13	0.82



2023 SEASON FIELDING STATISTICS

ALL GAMES

Name	FLD%	C	PO	A	E	DP	SBA	CSB	CS%	PB	CI
Magee, Kylee	1.000	20	3	17	0	1	7	5	.417	0	0
Osborne, Mac	1.000	19	1	18	0	1	10	3	.231	0	0
Cunningham, Shannon	1.000	7	7	0	0	0	0	0	-	0	0
Schuld, Marissa	1.000	7	2	5	0	1	7	1	.125	0	0
Jones, Deborah	1.000	4	0	4	0	0	1	1	.500	0	0
Nicholson, Taylor	1.000	2	1	1	0	0	0	0	-	0	0
Harper, Makenna	.987	76	73	2	1	0	0	0	-	0	0
VanHook, Jordyn	.986	286	274	8	4	15	0	0	-	0	0
Acuna, Yannira	.982	56	54	1	1	0	0	0	-	0	0
Kinch, Sara	.980	147	121	23	3	2	23	7	.233	6	0
Boccagno, Gianna	.962	157	140	11	6	1	16	4	.200	5	0
Price, Savannah	.955	132	48	78	6	5	0	0	-	0	0
Brown, Kenzie	.938	16	3	12	1	0	14	1	.067	0	0
Rollin, Jazmyn	.937	142	68	65	9	7	0	0	-	0	0
McCarthy, Kalyn	.933	15	14	0	1	0	0	0	-	0	0
Lissy, Kayla	.917	133	64	58	11	7	0	0	-	0	0
Milius, Alexa	.898	49	16	28	5	1	0	0	-	0	0
Hill, Jazmine	.000	43	30	6	7	0	0	0	-	0	0
Acuna, Yannixa	.000	0	0	0	0	0	0	0	-	0	0
Nicholson, Mackenzie	.000	0	0	0	0	0	0	0	-	0	0
SUN DEVILS	.958	1314	922	337	55	17	39	11	.220	11	0
OPPONENTS	.968	1225	911	275	39	14	42	9	.176	7	1

PAC-12 GAMES


Name	FLD%	C	PO	A	E	DP	SBA	CSB	CS%	PB	CI
Harper, Makenna	1.000	54	54	0	0	0	0	0	-	0	0
Magee, Kylee	1.000	12	3	9	0	1	4	1	.200	0	0
Osborne, Mac	1.000	10	0	10	0	0	10	3	.231	0	0
Milius, Alexa	1.000	9	7	2	0	0	0	0	-	0	0
Schuld, Marissa	1.000	4	2	2	0	0	4	1	.200	0	0
Jones, Deborah	1.000	3	0	3	0	0	1	0	.000	0	0
Cunningham, Shannon	1.000	2	2	0	0	0	0	0	-	0	0
Kinch, Sara	.986	70	57	12	1	2	17	4	.190	3	0
VanHook, Jordyn	.985	135	128	5	2	5	0	0	-	0	0
Boccagno, Gianna	.967	61	54	5	2	0	8	2	.200	3	0
Acuna, Yannira	.963	27	26	0	1	0	0	0	-	0	0
Lissy, Kayla	.947	95	50	40	5	5	0	0	-	0	0
Price, Savannah	.942	52	16	33	3	1	0	0	-	0	0
McCarthy, Kalyn	.933	15	14	0	1	0	0	0	-	0	0
Rollin, Jazmyn	.915	82	39	36	7	3	0	0	-	0	0
Brown, Kenzie	.889	9	1	7	1	0	6	1	.143	0	0
Hill, Jazmine	.850	20	17	0	3	0	0	0	-	0	0
Nicholson, Mackenzie	.000	0	0	0	0	0	0	0	-	0	0
Acuna, Yannixa	.000	0	0	0	0	0	0	0	-	0	0
Nicholson, Taylor	.000	0	0	0	0	0	0	0	-	0	0
SUN DEVILS	.961	660	470	164	26	7	25	6	.194	6	0
OPPONENTS	.963	650	486	140	24	9	24	3	.111	4	1



MEDIA ROSTER




00
MADDIE
POMYKALSKI
UTL • R/R • 5-9 • FR
Frankfort, Ill.



2
JADA
LEWIS
OF • L/R • 5-5 • FR
Vallejo, Calif.




3
LIBBY
WALSH
INF • R/R • 5-7 • FR
Plainville, Mass.




4
AYDEN
ALLEN
INF • R/R • 5-10 • SO
Prosper, Texas



5
ALESIA
DENBY
INF • R/R • 5-5 • GR
Murrieta, Calif.




8
MARISSA
SCHULD
RHP/UTL • R/R • 5-3 • GR
Scottsdale, Ariz.



10
KENZIE
BROWN
RHP • L/R • 5-11 • JR
Lake City, Ill.



11
MAC
OSBORNE
RHP • R/R • 5-9 • SR
Richlands, Va.



13
KAYLA
LISSY
INF • L/R • 5-5 • SR
Valrico, Fla.



14
DEBORAH
JONES
RHP • R/R • 6-0 • SR
Unionville, Ind.




17
JORDYN
VANHOOK
INF • R/R • 5-10 • GR
Woodland Hills, Calif.




18
SARA
KINCH
C • R/R • 5-10 • SR
Temecula, Calif.




21
YANNIXA
ACUÑA
OF • L/R • 5-4 • SO
Tucson, Ariz.




25
AUDREY
LECLAIR
UTL • L/R • 5-8 • GR
Phoenix, Ariz.



27
MEIKA
LAUPPE
RHP • R/R • 5-10 • FR
Pleasant Grove, Calif.



31
KYLEE
MAGEE
RHP • R/R • 5-9 • SO
Anaheim, Calif.



32
SAMANTHA
SWAN
C/UTL • R/R • 5-3 • FR
Georgetown, Texas




33
SHANNON
CUNNINGHAM
C/UTL • R/R • 5-9 • SO
Tustin, Calif.



38
KELSEY
HALL
OF • R/R • 5-7 • GR
Sacramento, Calif.



41
MAKENZIE
MACFARLANE
C/INF • R/R • 5-7 • GR
Rocklin, Calif.



44
TANYA
WINDLE
OF • L/R • 5-6 • SO
Peoria, Ariz.



MEGAN
BARTLETT
Head Coach